

January 3, 2011

Updated January 12, 2017

800-424-2432



Ordering C.O.M., C.O.L., and C.O.V.	Bonduel, Green Bay, Ontario, and Tupelo	2
	High Point	4
	Shipping Location	6
Altus™	General Information	8
	Task Chair	10
	Altus Slip Covers	12
Apply™	General Information	14
	Task Chair	16
	Task Stool	18
Avail®	General Information	20
	Task Chair	22
	Task Chair	24
Cinturon™	General Information	26
	Task Chairs	28
	Task Chairs	30
Engage®	General Information	32
	Task Chairs and Stools	34
	Task Chairs and Stools	36
	Task Chairs and Stools	38
	Task Chairs and Stools	40
Grazie®	General Information	42
	Task Chairs and Stools	44
	Task Chairs and Stools	46
Impress®	General Information	48
	Task Chairs and Stools	50
Impress® Ultra	General Information	52
	Task Chairs and Stools	54
Kismet®	General Information	56
	Task, Stool, Guest Chairs	58
	Task, Stool, Guest Chairs	60
	Task, Stool, Guest Chairs	62
	Task, Stool, Guest Chairs	64
Mesa™	General Information	66
	Task Chairs	68
Pilot®	General Information	70
	Task Chairs	72
Sift™	General Information	74
	Task and Guest Chairs	76
	Task and Guest Chairs	78
	Task and Guest Chairs	80
Strive®	General Information	82
	Task Chairs and Stools	84
	Task Chairs and Stools	86
	Task Chairs and Stools	88
	Task Chairs and Stools	90
Torsion®	General Information	92
	Task Chairs	94
	Task Chairs and Stools	96
Torsion Air™	General Information	98
	Task Chairs and Stools	100
	Task Chairs and Stools	102
Index		104

Ordering C.O.M., C.O.L., and C.O.V.

Bonduel, Green Bay, Ontario, and Tupelo

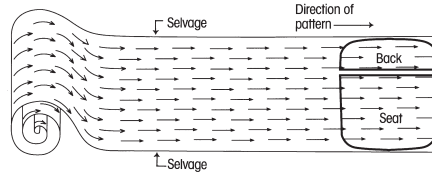
How to Specify C.O.M. Upholstery

Textile designs often have intricate patterns. Not all individuals will interpret fabric direction in the same manner.

As a standard procedure, KI cuts fabrics off the roll in a horizontal fashion as shown in Diagram A at the right. By cutting in this fashion, most waste is eliminated. Our requirements for yardage in this book are based on this type of cutting. When directional or patterned fabrics are used, they often require more yardage than solid colors.

By providing KI with a completely filled-out copy of the form on this page, we will be able to expedite your order. We find it particularly helpful with directional or patterned upholstery material. It is critical that copies of this form accompany test quantities as well as production quantities of C.O.M.

C.O.M. must be supplied in continuous yardage.



C.O.M., C.O.L. and C.O.V. Testing

KI will require for testing actual yardage to upholster one chair. The testing requirements depend on which chair you have selected on your order.

Test samples will be applied to the order and will be held for 6 months if needed. After 6 months, the sample can no longer be applied to your order. For all products to be tested, send test samples for approval to:

KI
Attn: C.O.M. Specialist
1687 Westminster Drive, Gate 3
Green Bay WI 54302

To expedite the procedure, attach a copy of the "C.O.M. Information Form" on this page.

All C.O.M., C.O.L. and C.O.V. must be labeled with the purchase order number.

C.O.M., C.O.L. and C.O.V. Production

Customer's fabrics and leathers must be approved prior to acceptance for production. Upon test approval, a 1" square sample swatch of upholstery material must accompany the order. KI assumes no responsibility for wear, defects or performance of customer's own fabrics, vinyl or leather. C.O.M., C.O.L. and C.O.V. orders are available on a deferred delivery basis.

Orders for production of C.O.M., C.O.L. and C.O.V. upholstered products are not scheduled for processing until upholstery material is received. Upon receipt, KI will provide an acknowledgement and an estimated shipping date.

KI recommends that leather be ordered in yardage. Leather must be usable. The outer edges cannot be calculated as square feet or yardage.

The C.O.M., C.O.L. and C.O.V. yardage requirements accompanying products in the pricing section are for 10 chairs/seats or less, 54" wide nondirectional material. On larger orders, less material is required.

For exact production yardage requirements, call 1-800-424-2432, ext. 2707.

C.O.M., C.O.L. and C.O.V. Order Processing

For products shipped from Green Bay, WI facility, ship upholstery material to:

KI
Attn: C.O.M. Storage
1687 Westminster Drive, Gate 3
Green Bay, WI 54302

For products shipped from Tupelo, MS facility ship material to:

KI Tupelo
Attn: C.O.M. Storage
2112 South Green Street
Tupelo, MS 38801

For products shipped from Bonduel, WI facility, ship material to:

KI
Attn: C.O.M. Storage
204 West South Street
Bonduel, WI 54107

For products shipped from Ontario, CA facility, ship material to:

Avail/Impress/Kismet/Medical & Laboratory Stools/Pilot
Attn: C.O.M. Storage
1110 S. Mildred Ave.
Ontario, CA 91761

Treated Materials

If C.O.M. requires processing such as Scotchgard® or acrylic backing, it often shrinks. To prevent delays in delivery or back ordering due to shrinkage, please have your processor remeasure after processing and assure adequate yardage shipment.

Split Orders

If a portion of the shipment which does not require C.O.M., C.O.L. or C.O.V. applications is to be processed and shipped early, KI will enter the order immediately at your request. These split shipments are subject to minimum order changes.

Contact the C.O.M. Specialist at 1-800-424-2432, ext. 2707, with questions or to verify a split order.

Excess Upholstery Material

KI will dispose of excess upholstery material at the time of shipment unless expressly requested to return it with the product shipment.

Cancelled or Changed Orders

KI assumes no responsibility for extra C.O.M., C.O.L. or C.O.V. material due to a change of upholstery or cancellation of an order. It is the customer's responsibility to arrange for return of this material.

Intricate Patterns

In the event of specific requirements for positioning of intricate patterns or pattern repeats on seats and backrests, provide a sketch noting requirements, as in Diagram B, along with materials for testing, and with the order.

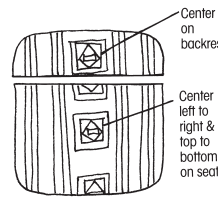


Diagram B

C.O.M., C.O.L. and C.O.V. Information Form

A copy of this form should accompany test requests and production orders. Please fill it out completely, and, if your order has been acknowledged, provide the acknowledgement number.

Purchasing Agent (Dealer or buying organization) _____
 Attention _____
 Address _____
 City _____ State _____ Zip _____
 Project Name _____
 Type of seating and number of units of each type _____

Please see information below and check the appropriate box.

Submitted for testing.

Test approved. Submitted for production.

Purchase Order Number _____

KI Acknowledgement Number _____

In all instances, send this form to the C.O.M. Specialist.

A Selvage Top and Bottom



B Selvage Side and Side





Ordering C.O.M., C.O.L., and C.O.V.
Bonduel, Green Bay, Ontario, and Tupelo



Ordering C.O.M., C.O.L., and C.O.V.

HIGH POINT

Customer's Own Material ■

Specifications Form

January 2017

All fabrics, including COM, COL, KOM and in grades will be applied at the factory's discretion. If a pattern or stripe is to be applied in a certain direction, the customer MUST specify this in writing on the P.O. and attach a sample of the fabric with it running in the application direction to the P.O. Specifying fabric direction may increase the amount of COM or KOM yardage required. Check with KI Customer Service to see if an increase in yardage is necessary BEFORE specifying, ordering and sending COM and COL to the factory or having KOM quoted.

ALL C.O.M AND C.O.L SHIPMENTS
MUST BE PREPAID TO: KI
217 Feld Avenue
High Point, NC 27263

COM and COL must be identified as follows:

1. Name and address
2. Your purchase order number
3. Our style number to which fabric is to be applied
4. Supplier name and fabric name, number, and color

COLLECT SHIPMENTS WILL BE REFUSED.

SHIPMENT SCHEDULE WILL BE GIVEN WHEN ALL FABRIC IS RECEIVED FOR ENTIRE ORDER

YARDAGE REQUIREMENTS LISTED IN PRICE LIST ARE BASED ON PLAIN GOODS 54" WIDE. Fabrics less than 54" wide, or those requiring matching (stripes, plaids, prints, large patterns) will require additional yardage based on the fabric used and the item ordered. CONSULT MATRIX BELOW FOR ADDITIONAL YARDAGE NEEDED.

C.O.M. INCREASE MATRIX (The yardage matrix is also applicable to any reservations of KI Ingrade, Pallas, or KOM upholsteries).

This table is a general guide.

FABRIC WIDTH	PLAIN FABRIC	UNDER 7" REPEAT	8"-13" REPEAT	14"-21" REPEAT	22"-27" REPEAT	28"-33" REPEAT	34"-40" REPEAT	41"-48" REPEAT
54"	0	20%	25%	30%	45%	55%	70%	80%
51"-53"	15%	25%	30%	35%	50%	60%	80%	90%
48"-50"	20%	30%	35%	40%	55%	65%	85%	95%
45"-47"	30%	45%	50%	55%	60%	80%	90%	100%
36"-44"	50%	65%	70%	75%	80%	100%	110%	120%

FABRIC WITH DOUBLE REPEAT: IF USING A FABRIC WITH A DOUBLE REPEAT, PLEASE FOLLOW THIS FORMULA: TAKE THE TOTAL AMOUNT OF THE LARGER AND HALF OF THE SMALLER REPEAT; ADD TOGETHER TO FIND THE CORRECT OVERALL REPEAT. EXAMPLE: 10" VERTICAL WITH 14" HORIZONTAL WOULD BE $14+5=19$.

IF FABRIC COMES IN ON MULTIPLE ROLLS, ONE ADDITIONAL YARD PER ROLL NEEDS TO BE ADDED TO THE YARDAGE REQUIREMENT.

SPECIAL NOTE: WE CAN ASSUME NO RESPONSIBILITY FOR THE DURABILITY OR TAILORING QUALITY OF CUSTOMER FURNISHED COVERINGS (C.O.M.) OR KOM. KOM: is fabric that KI will purchase for you at jobber's price (net) plus a nominal charge for handling, shipping, and managing.



Customer's Own Material ■

Specifications Form

January 2017

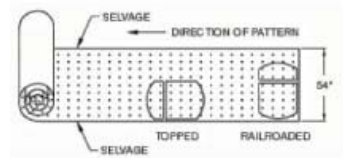
ADDITIONAL NOTES:

- Orders cannot go into production without the information listed at right.
- Attach memo sample to this approval sheet.
- If your order has been placed, list PO# _____
- The cost of the COM sample will be paid by the client.
- Even after preliminary approval, KI reserves the right to reject COM/COL if necessary when the quality is not satisfactory for the product to be upholstered. KI assumes no responsibility for its overall appearance, flammability, durability, color fastness or any other quality after upholstered on a KI product.

ALL COM MUST BE APPROVED.

Photocopy this form and submit with COM fabric for approval:

(This fabric approval is for the purpose of advising how to apply your COM fabric, verify yardage required, and suitability.)



YOUR COMPANY NAME _____

PHONE _____ FAX _____

Material Supplier _____

Material Name _____ Number _____

Material Color _____ Width _____

Vertical Repeat _____ Horizontal Repeat _____

Fiber Content _____

Direction Stripe/Pattern to be applied _____

COM TO BE USED ON THE FOLLOWING:

QTY	PRODUCT NAME/NUMBER
_____	_____
_____	_____
_____	_____
_____	_____
_____	_____



Ordering C.O.M., C.O.L., and C.O.V.

Shipping Location

C.O.M. SHIPPING LOCATION



Architectural Walls	Wireworks..... MN	Kismet Task/Guest Chairs & Stools..... OM
Genius Walls..... MN	Unite..... MN	Kurv Benches..... HN
Casegoods	Residence Hall Furniture	LaResta Day Beds..... HN
Dante Benches..... AG	RoomScape Furniture..... MN	Maestro Stack Chairs..... GB
Darwin Tackboards..... MN		Matrix Stack Chairs..... GB
Aristotle Tackboards..... MN	Screens	Medical & Laboratory Stools..... OM
Classroom Furniture	True/Volution..... KP	Mesa Lounge & Task Seating..... HN
360° Classroom Furniture..... BW	Genesis..... KP	MyWay Seating..... HN
Intellect Wave Chairs..... GB	Seating	Neena Benches..... HN
Dorsal 1090 Chairs..... GB	100 Series Folding Chairs..... BW	Opt4..... GB
Learn2..... GB	300 Series Folding Chairs..... BW	Perry Stack Chairs..... GB
Desking	600 Series Stools..... BW	Perth Multiple & Healthcare Seating..... HN
700 Series Desking..... KP	700 Series Folding Chairs..... BW	Perth II Healthcare Seating..... HN
Balance Overheads..... MN	1000 Series..... GB	Pilot Task Chairs..... OM
Genesis Desking..... MN	Aerdyn Guest Seating..... HN	Piretti Stack Chairs..... GB
True Desking..... KP	Affina Collection..... HN	Promenade Seating System..... BW
Universal Overheads..... MN	Arisa Lounge..... HN	Rapture Stack Chairs & Stools..... GB
WorkZone Desking..... MN	Altus Task Chairs..... TM	Relax Lounge Seating..... HN
Files & Storage	Apply Stack Chairs..... GB	Rose Healthcare..... BW
700 Series Pedestal Cushion..... GB	Auditorium Folding Chairs..... BW	Sela Lounge Seating..... HN
U-Series Pedestal Cushion..... GB	Avail Task Chairs..... OM	Sift Task Chairs..... TM
Fixed Seating	Bantam Guest Seating..... HN	Silhouette Stack Chairs & Stools..... BW
Concerto Auditorium Seating..... BW	Boss Design Chairs..... HN	Soltice Metal Collection..... HN
Single Pedestal Seating..... GB	Cinturon Lounge & Professional Seating.. HN	Soltice Multiple, Healthcare & Guest..... HN
Jury Base Seating..... GB	Cody Lounge Seating..... HN	Soltice II Healthcare Seating..... HN
Lancaster Auditorium Seating..... BW	Connection Zone Privacy Booths..... HN	Strive Multiple, Stack & Task..... GB
Sequence Seating..... GB	Doni Collection..... GB	Sway..... BW
University Seating..... GB	Dorsal Stack & Tandem Seating..... GB	Tea Cup Lounge Seating..... HN
Panel Systems	Engage Task Chairs & Stools..... GB	Torsion-on-the-Go! Nesting Chairs..... GB
All Terrain..... KP	Front Row Seats (Silk Screening)..... BW	Torsion Air Stack and Task Seating..... GB
Balance Overheads..... MN	GateOne Public Seating..... BW	Torsion Stack and Task Seating..... GB
System 3000..... MN	Grazie Seating..... GB	Versa Stack Chairs & Stools..... GB
Universal Overheads..... MN	Hub Modular Lounge Seating..... HN	
	Impress Task Chairs..... OM	
	Impress Ultra Task Chairs..... OM	
	Jessa Lounge Seating..... HN	
	Jubi Guest Chair..... GB	

KI Manufacturing Sites - Customer's Own Material Shipment Manufacturing Site Addresses

<u>AG</u> Contact KI at 1-800-424-2432	<u>GB</u> KI Green Bay Attn: COM Storage 1687 Westminster Drive - Gate 3 Green Bay, WI 54302	<u>HN</u> KI-HN Attn: COM Storage 217 Feld Avenue High Point, NC 27263	<u>KP</u> KI Pembroke Attn: COM Storage 1000 Olympic Dr. Pembroke, Ontario K8A6X7	<u>MN</u> KI Manitowoc Attn: COM Storage 1400 S. 41st St. Manitowoc, WI 54220
<u>BW</u> KI Bonduel Attn: COM Storage 204 West South St. Bonduel, WI 54107	<u>KI Crossroads</u> Attn: Brianne Linn 280 North Road Clinton County Industrial Park McElhattan, PA 17748	<u>OM</u> KI-Impress Attn: COM Storage 1110 S. Mildred Ave. Ontario, CA 91761	<u>TM</u> KI Tupelo 2112 South Green St. Tupelo, MS 38804	



Ordering C.O.M., C.O.L., and C.O.V.
Shipping Location



Altus™

General Information



Conference Loop Armchair (ALTCLA)



Fabric Task Armless Chair (ALTUNA)



Fabric Task Headrest Adjustable Armchair (ALTUAA)

Features			
Back flex		•	•
Swivel and tilt	•		
Glides option	•		
General Dimensions			
Seat width	18-1/2"	18"	18"
Seat depth	17-1/4"	15-1/2" - 18"	15-1/2" - 18"
Seat height	16-1/4" - 19-1/2"	16-1/4" - 20-3/4"	16-1/4" - 20-3/4"
Arm height	8-3/4"		6-1/4" - 9-1/4"
Inside distance between arms	19-3/4"		19"
Overall Dimensions			
Width	24"	26"	26"
Depth	24"	26"	26"
Height	35-1/4" - 38-1/2"	39-1/2" - 44"	39-1/2" - 44"
Base diameter	24"	26"	26"

SPECIFICATIONS

Mechanism (Fabric and Mesh Task Chair)

Reinforced plastic base on cast aluminum housing with three control levers. One lever activates the pneumatic cylinder for a range in seat height. The second lever controls the back tilt angle, which has four settings. The third lever adjusts the tilt force and is located at the side of the chair for ease of use.

Mechanism (Conference Chair)

Swivel tilt mechanism is a stamped steel dual housing which includes swivel and tilt tension. Steel handle with molded urethane paddle controls seat height adjustments along with single lock-out or free-float action. Standard seat height range adjusts from 16-1/4" to 19-1/2". An auto height/auto return pneumatic cylinder option is available which returns the chair to its original front-facing and highest position.

Backrest (Conference and Mesh Task Chair)

A black reinforced plastic frame with mesh insert.

Backrest (Fabric Task Chair)

Flannel plastic back liner with polyurethane foam and a replaceable fabric slip cover attached to a black reinforced plastic frame. A plastic strip sewn to the edge of the fabric slip cover slides into a channel in the back liner.

Seat (Fabric and Mesh Task Chair)

Plastic seat liner and polyurethane foam covered with a replaceable fabric slip cover. The fabric slip cover is attached to the seat with Velcro.

Seat (Conference Chair)

Seat foam, upholstery, and underseat plastic liner are one unit which is field-replaceable.

Seat Slide (Fabric and Mesh Task Chair)

Seat depth is adjustable to one of five settings.

Adjustable Lumbar (Mesh Task Chair)

Optional clear adjustable lumbar has two control levers. One adjusts the lumbar height and the other adjusts the lumbar depth. Levers telescope and retract for ease of use.

Adjustable Arm (Fabric Task Chair)

Black molded arm cap is mounted to a reinforced black plastic arm post. The arm cap is made of TPU (thermal polyurethane), a non-irritating, recyclable material which is soft to the touch. It has 2" of depth adjustment and 3" of height adjustment. The arm caps pivot to provide a 4" range between the arm caps from 17 - 21".

Adjustable Arm (Mesh Task Chair)

Black molded polyurethane arm cap is mounted to a reinforced black plastic arm

post. It has 2" of depth adjustment and 2" of height adjustment. The arm caps pivot to provide a 5-3/4" range between the arm caps from 16-3/4" - 22-1/2".

Fixed T-Arm and Loop Arm

Black reinforced plastic arm.

Base

Two 26" five-blade base options are available: a reinforced black nylon base or a polished aluminum base.

Casters

Double wheel black carpet or hard surface casters are molded of reinforced plastic. A reinforced plastic glide option is available on the Conference Chair.

Headrest

Upholstered in black faux leather. The headrest pad rotates forward or backward (Mesh Task Chair) or adjusts vertically and forward or backward (Fabric Task Chair). The Fabric Task Chair headrest automatically maintains



Mesh Task Armless Chair (ALTMNA)



Mesh Task Headrest Adjustable Armchair (ALTMAA)



Mesh Task Fixed T-Armchair (ALTMFA)

Features			
Back flex	•	•	•
Swivel only			
Glides			
General Dimensions			
Seat width	18"	18"	18"
Seat depth	17-1/4 - 19-3/4"	17-1/4 - 19-3/4"	17-1/4 - 19-3/4"
Seat height	17 - 21-3/4"	17 - 21-3/4"	17 - 21-3/4"
Arm height		7-1/4 - 9-1/4"	7-1/4"
Inside distance between arms		20"	20"
Overall Dimensions			
Width	26"	27"	27"
Depth	26"	26"	26"
Height	38-3/4 - 43-1/2"	38-3/4 - 43-1/2"	38-3/4 - 43-1/2"
Base diameter	26"	26"	26"

a supportive position as the user tilts back. Headrests are field-installed.

INFORMATION

C.O.M. Testing and Production Requirements

Not all materials are suitable for upholstering this product. A 1 yd. x 54" sample must be submitted and approved prior to acceptance of an order. If the fabric is directional in pattern or weave, the direction must be indicated on the submitted sample, and additional yardage may be requested.

Test sample must be sent to:

KI
Attn: C.O.M. Specialist
2112 South Green Street
Tupelo, MS 38801

C.O.M. Availability

C.O.M. is only offered on the Mesh Task Chair.

Fabric Disclaimer

Fabric will be applied as swatched by the

fabric manufacturer. Fabric that is required to be applied differently than is swatched will need a Special Cost Request written specifying the direction the fabric is to be applied. The posted standard lead time will apply to the Special Cost Request.

24/7

Altus Fabric Task and Mesh Task chairs can be used in 24/7 applications.




INFORMATION

Warranty

Refer to KI Terms & Conditions document or visit ki.com

Altus™

Task Chair

	MODEL	Features	MODEL NUMBER							Approx. Packaged Weight	
			Basic Model	Base Finish	Cylinder Type	Base	Headrest	Lumbar	Upholstery Color		
 <p>ALTC</p>	Altus® Conference Chair • Optional auto-return cylinder • 6 mesh backrest colors • Seat height adjustment • Swivel and tilt	Loop Arm	ALTCLA	<input type="checkbox"/>	<input type="checkbox"/> <input type="checkbox"/> <input type="checkbox"/>	<input type="checkbox"/>			<input type="checkbox"/> <input type="checkbox"/> <input type="checkbox"/> <input type="checkbox"/>	42.0#	
 <p>ALTU</p>	Altus® Fabric Task Chair • Flex back • Automatic lumbar support	No Arm	ALTUNA	<input type="checkbox"/>		<input type="checkbox"/>	<input type="checkbox"/> <input type="checkbox"/> <input type="checkbox"/>		<input type="checkbox"/> <input type="checkbox"/> <input type="checkbox"/> <input type="checkbox"/>	64.0#	
		Adjustable Arm	ALTUAA	<input type="checkbox"/>		<input type="checkbox"/>	<input type="checkbox"/> <input type="checkbox"/> <input type="checkbox"/>		<input type="checkbox"/> <input type="checkbox"/> <input type="checkbox"/> <input type="checkbox"/>	64.0#	
 <p>ALTM</p>	Altus® Mesh Task Chair • 6 mesh backrest colors • Flex back • Mesh pocket for lumbar support • Lumbar support is not available with FR	No Arm	ALTMNA	<input type="checkbox"/>		<input type="checkbox"/>	<input type="checkbox"/> <input type="checkbox"/> <input type="checkbox"/>	<input type="checkbox"/> <input type="checkbox"/> <input type="checkbox"/> <input type="checkbox"/>	54.0#		
		Adjustable Arm	ALTMMAA	<input type="checkbox"/>		<input type="checkbox"/>	<input type="checkbox"/> <input type="checkbox"/> <input type="checkbox"/>	<input type="checkbox"/> <input type="checkbox"/> <input type="checkbox"/> <input type="checkbox"/>	54.0#		
		Fixed T-Arm	ALTMFA	<input type="checkbox"/>		<input type="checkbox"/>	<input type="checkbox"/> <input type="checkbox"/> <input type="checkbox"/>	<input type="checkbox"/> <input type="checkbox"/> <input type="checkbox"/> <input type="checkbox"/>	54.0#		

A **B** **C** **D** **E** **F** **G**

HOW TO ORDER

Indicate the following information on order form:

- Quantity of each item.
- Model number, including options. See "How To Build a Model Number".
- Any special service required.

Note: • The indicates that a choice is required.

- The absence of the indicates that no choice is required.
- Alpha-numeric characters in place of indicate that no other alternatives are available.

HOW TO BUILD A MODEL NUMBER

A Select basic model.

B Select base finish.

P - Plastic base

A - Aluminum base; add \$176

C Select cylinder type.

STD - Standard cylinder

AR - Auto return cylinder; add \$112

D Select base option.

G - Glides (conference only); add \$31

C - Carpet casters

S - Hard floor casters; add \$47

Glides are only used on the Conference Chair.

E Select headrest.

NHR - No headrest

HR - Headrest; add \$106

F Select lumbar support.

NLS - No lumbar support

LS - Lumbar support; add \$95

Lumbar support is not available with FR.

G Select fire code.

NFR - Compliance to TB 117-2013

FR - Compliance to TB 133

H Select upholstery color.

Refer to color addendum at ki.com or KI Fabrics & Finishes binder.

I Select mesh color.

Refer to color addendum at ki.com or KI Fabrics & Finishes binder.

INFORMATION

California TB133 Fire Safety Code

For California Technical Bulletin 133 compliant models, add the following upcharge.

Model=Conference

Added Lead Time=1 week

Added List Price=\$76

Model=Mesh Task

Added Lead Time=1 week

Added List Price=\$76

Note: FR is not offered on Leather and is not offered when the optional lumbar support is specified for the Mesh Task chair.



Delivered Pricing Fabric Grade A1	Delivered Pricing Grade A1 Leather	Delivered Pricing Fabric Grade 1 & C.O.M.	Delivered Pricing Fabric Grade 2	Delivered Pricing Fabric Grade 3	Delivered Pricing Vinyl Group 2V	Delivered Pricing Pallas Fabric Group P0	Delivered Pricing Pallas Fabric Group P1	Delivered Pricing Pallas Fabric Group P2	Delivered Pricing Pallas Fabric Group P3	Delivered Pricing Pallas Fabric Group P4
\$ 582	\$ 706	\$ 597	\$ 605	\$ 608	\$ 608	\$ 615	\$ 642	\$ 652	\$ 666	\$ 679

\$ 924	\$ 1225
934	1236

\$ 988	\$ 1112	\$ 1045	\$ 1058	\$ 1063	\$ 1063	\$ 1075	\$ 1124	\$ 1141	\$ 1166	\$ 1188
1001	1124	1058	1068	1073	1073	1088	1135	1154	1178	1199
993	1119	1051	1063	1068	1068	1082	1129	1147	1172	1193

UPHOLSTERY INFORMATION

C.O.M. Upholstery (Mesh Task Chair)

C.O.M. requirement for less than ten chairs is 1 yard of 54" wide nondirectional fabric. For ten or more chairs, it is 1/2 yard of 54" wide nondirectional fabric. For complete information on ordering C.O.M. see "Ordering C.O.M., C.O.V. and C.O.L." section.

SPECIAL SERVICES

Special Carton Marking

With specially marked information N/C

Shipping

Shipped **assembled freight prepaid f.o.b. Tupelo, Mississippi 38804** factory. Freight class #125.

Specifications and prices are subject to change without prior notice.

Altus™

Altus Slip Covers

	MODEL	MODEL NUMBER		Approx. Packaged Weight	Delivered Pricing Fabric Grade A1	Delivered Pricing Grade A1 Leather
		Basic Model	Upholstery Color			
ALTSC	Conference Chair - Entire Seat • With foam and upholstery	ALTC.SC.S	□□□□	0.9#	\$ 47	\$ 171
ALTSC	Fabric Task Chair - Back Slip Cover • With foam	ALTU.SC.B	□□□□	0.9#	\$ 47	\$ 171
ALTSC	Fabric Task Chair - Seat Slip Cover • With foam	ALTU.SC.S	□□□□	1.0#	\$ 47	\$ 171
ALTSC	Mesh Task Chair - Seat Slip Cover • With foam	ALTM.SC.S	□□□□	0.9#	\$ 47	\$ 171

A

B

HOW TO ORDER

Indicate the following information on order form:

- Quantity of each item.
- Model number, including options. See "How To Build a Model Number".
- Any special service required.

Note: • The □ indicates that a choice is required.

- The absence of the □ indicates that no choice is required.
- Alpha-numeric characters in place of □ indicate that no other alternatives are available.

HOW TO BUILD A MODEL NUMBER

- A** Select basic model.
- B** Select upholstery color.
Refer to color addendum at ki.com or KI Fabrics & Finishes binder.
- C** Select fire code.
- | | |
|------------|-----------------------------|
| NFR | - Compliance to TB 117-2013 |
| FR | - Compliance to TB 133 |

INFORMATION

California TB133 Fire Safety Code

For California Technical Bulletin 133 compliant models, add the following upcharge.

Model=Conference
Added Lead Time=1 week
Added List Price=\$76
Model=Mesh Task
Added Lead Time=1 week
Added List Price=\$76

Note: FR is not offered on Leather and is not offered when the optional lumbar support is specified for the Mesh Task chair.

UPHOLSTERY INFORMATION

C.O.M. Upholstery (Mesh Task Chair)

C.O.M. requirement for less than ten chairs is 1 yard of 54" wide nondirectional fabric. For ten or more chairs, it is 1/2 yard of 54" wide nondirectional fabric. For complete information on ordering C.O.M. see "Ordering C.O.M., C.O.V. and C.O.L." section.



Delivered Pricing Fabric Grade 1 & C.O.M.	Delivered Pricing Fabric Grade 2	Delivered Pricing Fabric Grade 3	Delivered Pricing Vinyl Group 2V	Delivered Pricing Pallas Fabric Group P0	Delivered Pricing Pallas Fabric Group P1	Delivered Pricing Pallas Fabric Group P2	Delivered Pricing Pallas Fabric Group P3	Delivered Pricing Pallas Fabric Group P4
\$ 178	\$ 182	\$ 195	\$ 195	\$ 231	\$ 241	\$ 254	\$ 271	\$ 296

\$ 59	\$ 70	\$ 82	\$ 82	\$ 94	\$ 141	\$ 152	\$ 166	\$ 176
-------	-------	-------	-------	-------	--------	--------	--------	--------

SPECIAL SERVICES
Special Carton Marking

With specially marked information N/C

Shipping

 Shipped **assembled freight prepaid f.o.b. Tupelo, Mississippi 38804** factory. Freight class #125.

Specifications and prices are subject to change without prior notice.



**Task Chair
(APDNAP)**



**Task Stool
(APSNAP)**

Features		
Molded plywood, optional upholstered seat pad	•	•
300 lb tested	•	•
General Dimensions		
Seat width	17-1/2"	17-1/2"
Seat depth	17-3/8"	17-3/8"
Seat height (upholstered add 1/2")	17-1/2" - 22-1/2"	20-1/2" - 28"
Overall Dimensions		
Width	27-1/2"	27-1/2"
Depth	27-1/2"	27-1/2"
Height	32-1/2" - 37-1/2"	35-1/2" - 43"

SPECIFICATIONS

Shell

One-piece contoured wood shell is constructed of formed plywood, .460"-.480" thick, 7-ply maple and poplar construction. The mold-formed seat and back provide for comfort and strength. Top/bottom and front/back surfaces are vertical grade postforming, product type 335, high-pressure laminate thickness of .028", standard finish is #38 or #60 with a sanded edge with tung oil finish. The wood shell is supported by four plywood circular disks and ¼ -20 T-nuts bonded with construction grade adhesive and fastened to a variety of base structures with four ¼ -20x1/2" thread-locking screws. The chair perimeter is designed such that it provides a feature to support backpacks or courier bags. Shells are available in wood grain laminates or solid laminates.

Upholstered Seat

As an option, shells may be equipped with

an upholstered seat pad. Urethane foam is attached to a formed plywood upholstery liner, then upholstered using a drawstring process. The foam is a nominal ½" thickness. The pad assembly is attached to the shell using 10-24 screws, engaging T-nuts in the liner.

Underseat Structure

The shell is attached to an 11-gauge steel seat spider and cast aluminum height-adjust control. A single paddle under the seat operates the height adjusting pneumatic cylinder.

Base

Two five-blade base options are available: a reinforced black nylon base or a polished aluminum base.

Stools are equipped with an 18" diameter, adjustable-height footring made of die-cast aluminum with a chrome plated tubular steel ring and black "spokes."

Casters

Casters are double-wheel, high-impact thermoplastic, available with hard or soft wheel surface. Casters, base, and cylinder are available in black.

Stacking Vinyl Upholstered Chairs

It is recommended that chairs to be stacked be covered in material other than vinyl as an impression in the seat may result. KI does not warrant the effects of stacking on stock or C.O.M. vinyl upholstery.

INFORMATION

C.O.M. Testing and Production Requirements

Not all materials are suitable for upholstering this product. A 1 yd. x 54" sample must be submitted and approved prior to acceptance of an order. Upholstered only and cushioned/upholstered chairs must be tested separately. If the fabric is directional in pattern or weave, the direction must

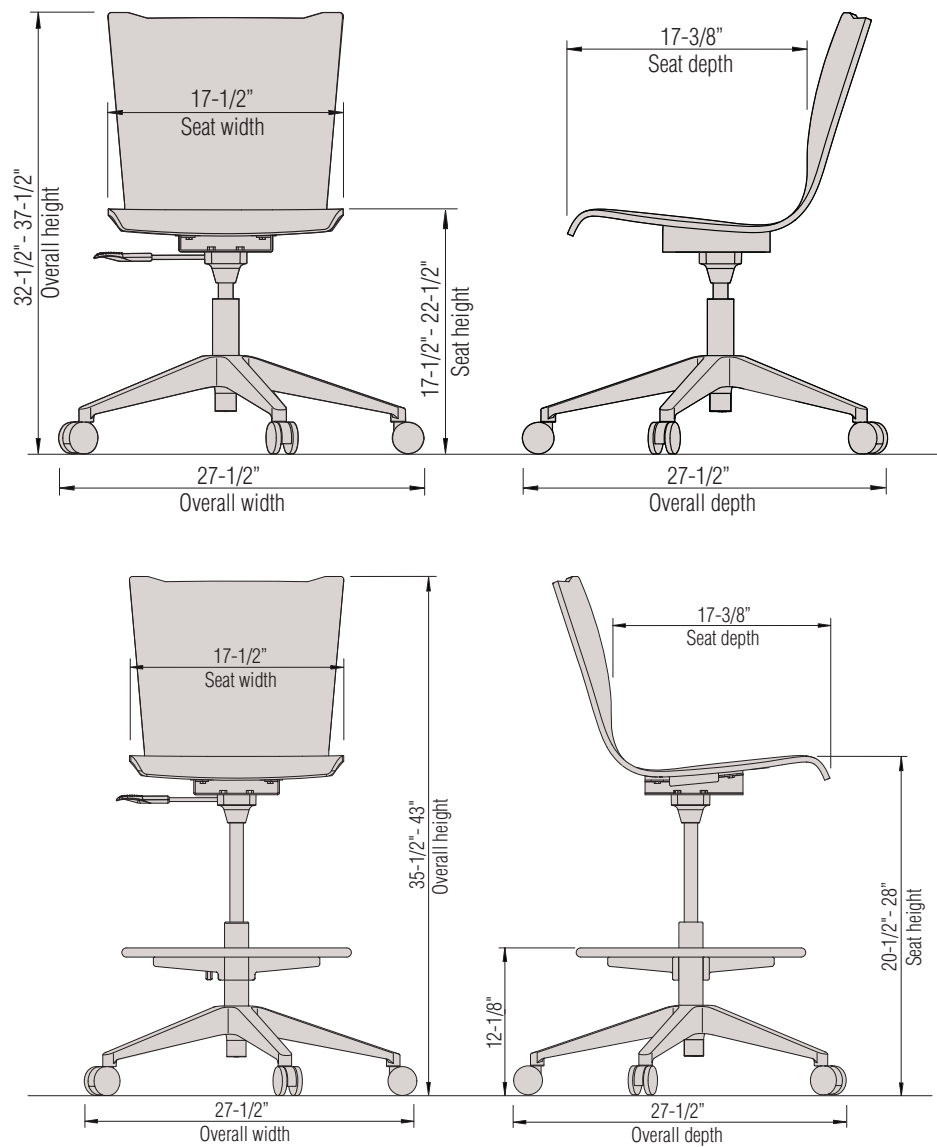
be indicated on the submitted sample, and additional yardage may be requested. Customer's own vinyl cannot be used on this product.

Test samples must be sent to:

KI
Attn: C.O.M. Specialist
1687 Westminster Drive - Gate 3
Green Bay, WI 54302

Fabric Disclaimer

Fabric will be applied as swatched by the fabric manufacturer. Fabric that is required to be applied differently than is swatched will need a Special Cost Request written specifying the direction the fabric is to be applied. The posted standard lead time will apply to the Special Cost Request.



INFORMATION

Warranty

Refer to KI Terms & Conditions document or visit ki.com

Apply™

Task Chair



APDP
APDU

MODEL	Features	MODEL NUMBER						Approx. Packaged Weight
		Basic Model	Base Finish	Shell Color	Fire Code	Upholstery Color	Casters	
Armless Chair • Height-adjusted pneumatic cylinder • Wood laminate shell • Woodgrain and solid laminate options • Tested to 300 pounds and BIFMA standards	Laminate Shell	APDNAP	<input type="checkbox"/> <input type="checkbox"/>	<input type="checkbox"/> <input type="checkbox"/>			<input type="checkbox"/>	20.0#
	Upholstered Seat Pad	APDNAU	<input type="checkbox"/> <input type="checkbox"/>	<input type="checkbox"/> <input type="checkbox"/>	<input type="checkbox"/> <input type="checkbox"/> <input type="checkbox"/>	<input type="checkbox"/> <input type="checkbox"/> <input type="checkbox"/> <input type="checkbox"/>	<input type="checkbox"/>	20.0#

A **B** **C** **D** **E** **F**

HOW TO ORDER

Indicate the following information on order form:

- Quantity of each item.
- Model number, including options. See "How To Build a Model Number".
- Any special service required.

Note: • The indicates that a choice is required.

- The absence of the indicates that no choice is required.
- Alpha-numeric characters in place of indicate that no other alternatives are available.

HOW TO BUILD A MODEL NUMBER

- A** Select basic model.
- B** Select base finish.

BL	- Black
PA	- Polished aluminum; add \$84
- C** Select laminate shell color.
Refer to color addendum at ki.com or KI Fabrics & Finishes binder.
- D** Select fire code.

NFR	- Compliance to TB 117-2013
FR	- Compliance to TB 133
- E** Select upholstery grade/color.
Refer to color addendum at ki.com or KI Fabrics & Finishes binder.
- F** Select caster option.

C	- Carpet casters
S	- Hard floor casters; add \$46



Delivered Pricing Unupholstered	Delivered Pricing Fabric Grade 1 & C.O.M.	Delivered Pricing Fabric Grade 2	Delivered Pricing Fabric Grade 3	Delivered Pricing C.O.V.	Delivered Pricing Vinyl Group 2V	Delivered Pricing Pallas Fabric Group P0	Delivered Pricing Pallas Fabric Group P1	Delivered Pricing Pallas Fabric Group P2	Delivered Pricing Pallas Fabric Group P3	Delivered Pricing Pallas Fabric Group P4	
\$ 522	N/A	649	653	674	649	674	671	686	736	755	783

OPTIONS

California TB133 Fire Safety Code

For California Technical Bulletin 133 compliant models, add the following upcharge:
Model=Upholstered Seat
Added List Price=\$42

SPECIAL SERVICES

Special Carton Marking

With specially marked information N/C

Shipping

Shipped **k.d. freight prepaid f.o.b. Green Bay, Wisconsin 54302** factory. Freight class #125.

Specifications and prices are subject to change without prior notice.

Apply™

Task Stool



APSP
APSU

MODEL	Features	MODEL NUMBER						Approx. Packaged Weight
		Basic Model	Base Finish	Shell Color	Fire Code	Upholstery Color	Casters	
Armless Stool • Height-adjusted pneumatic cylinder • 18" footring • Wood laminate shell • Woodgrain and solid laminate options • Tested to 300 pounds and BIFMA standards	Laminate Shell	APSNAP	<input type="checkbox"/>	<input type="checkbox"/>			<input type="checkbox"/>	22.0#
	Upholstered Seat Pad	APSNAU	<input type="checkbox"/>	<input type="checkbox"/>	<input type="checkbox"/>	<input type="checkbox"/>	<input type="checkbox"/>	22.0#

A **B** **C** **D** **E** **F**

HOW TO ORDER

- Indicate the following information on order form:
- Quantity of each item.
 - Model number, including options. See "How To Build a Model Number".
 - Any special service required.

Note: • The indicates that a choice is required.
• The absence of the indicates that no choice is required.
• Alpha-numeric characters in place of indicate that no other alternatives are available.

HOW TO BUILD A MODEL NUMBER

- A** Select basic model.
- B** Select base finish.

BL	- Black
PA	- Polished aluminum; add \$84
- C** Select laminate shell color.
Refer to color addendum at ki.com or KI Fabrics & Finishes binder.
- D** Select fire code.

NFR	- Compliance to TB 117-2013
FR	- Compliance to TB 133
- E** Select upholstery grade/color.
Refer to color addendum at ki.com or KI Fabrics & Finishes binder.
- F** Select caster option.

C	- Carpet casters
S	- Hard floor casters; add \$46



Delivered Pricing Upholstered	Delivered Pricing Fabric Grade 1 & C.O.M.	Delivered Pricing Fabric Grade 2	Delivered Pricing Fabric Grade 3	Delivered Pricing C.O.V.	Delivered Pricing Vinyl Group 2V	Delivered Pricing Pallas Fabric Group P0	Delivered Pricing Pallas Fabric Group P1	Delivered Pricing Pallas Fabric Group P2	Delivered Pricing Pallas Fabric Group P3	Delivered Pricing Pallas Fabric Group P4	
\$ 631	N/A	758	763	786	758	786	780	796	846	864	892

OPTIONS

California TB133 Fire Safety Code

For California Technical Bulletin 133 compliant models, add the following upcharge:
Model=Upholstered Seat
Added List Price=\$42

SPECIAL SERVICES

Special Carton Marking

With specially marked information N/C

Shipping

Shipped **k.d. freight prepaid f.o.b. Green Bay, Wisconsin 54302** factory. Freight class #125.

Specifications and prices are subject to change without prior notice.

Avail®

General Information



No-Arm Task Chair (KIUV72/NA)

360° Pivot Arm
Task Chair (KIUV72/JR30)



Adjustable T-Arm
Task Chair (KIUV72/JR39)

Features			
Free-floating back	•	•	•
Back lock	•	•	•
Height and width adjustable arms		•	•
General Dimensions			
Seat width	19"	19"	19"
Seat depth	16-1/2"	16-1/2"	16-1/2"
Seat height	16-1/2" - 21"	16-1/2" - 21"	16-1/2" - 21"
Backrest height	21-1/4"	21-1/4"	21-1/4"
Lumbar	7-3/4"	7-3/4"	7-3/4"
Overall Dimensions			
Height	37-3/4" - 42-1/4"	37-3/4" - 42-1/4"	37-3/4" - 42-1/4"
Width	25"	25"	25"
Depth	25"	25"	25"
Back range	25 degrees (from 102 - 127 degrees)	25 degrees (from 102 - 127 degrees)	25 degrees (from 102 - 127 degrees)

SPECIFICATIONS

Mechanism

Stamped steel dual housing forms a sturdy cradle for the seat. There is only one control lever which actuates the pneumatic cylinder with infinite selection within the range and locks the chair in an upright position. The synchrotilt mechanism adjusts the back and seat in a 2:1 free-floating mode.

Backrest

Nylon with fiberglass reinforced frame.

Back Height

Fixed height.

Seat

Constructed of a 1/2" thick, saddle-shaped plywood with 2-1/2" thick molded, high-resilient foam and upholstered with fabric, vinyl, or leather. Back mesh material is PE elastomeric with polyester. The entire seat assembly is mounted to the mechanism by 4 screws.

Adjustable 360° Pivot Arm (JR30)

Black molded urethane armcap pivots 360 degrees and locks in place. 3" of height adjustment and 3" of total width adjustment.

Adjustable T-Arm (JR39)

Two-way adjustable width/height. Black molded urethane armcap. Adjustable height range of 4.25". Adjustable width range of 1.75" each side. Arm ships KD (same box as the chair) and must be installed on the chair (no tools required).

Fixed Loop Arm (KR48)

Black plastic arm.

Adjustable Loop Arm (KR72)

Black molded urethane armcap. 2.5" of height adjustment.

Adjustable K-Arm (KR200)

Two-way adjustable width/height. Black molded urethane armcap. Natural grip control. Adjustable height range of 2.75". Adjustable width range of 1" each side.

Base

25" diameter, five-blade reinforced nylon base. Black only.

Casters

The double 55mm diameter black wheels are molded of high-impact thermoplastic and are housed in a high-impact frame. Carpet or hard floor casters are available.

INFORMATION

Shipment

Ships partially assembled.

C.O.M. Testing and Production Requirements

Not all materials are suitable for upholstering this product. A 1-1/2 yd. x 54" sample must be submitted and approved prior to acceptance of an order. If the fabric is directional in pattern or weave, the direction must be indicated on the submitted sample, and additional yardage may be requested.

Test sample must be sent to:

Avail
Attn: C.O.M. Department
1110 S. Mildred Ave.
Ontario, CA 91761

Fabric Disclaimer

Fabric will be applied as swatched by the fabric manufacturer. Fabric that is required



**Fixed Loop Arm
Task Chair (KIUV72/KR48)**

**Adjustable Loop Arm
Task Chair (KIUV72/KR72)**

**Adjustable K-Arm
Task Chair (KIUV72/KR200)**

Features			
Free-floating back	•	•	•
Back lock	•	•	•
Height and width adjustable arms			•
General Dimensions			
Seat width	19"	19"	19"
Seat depth	16-1/2"	16-1/2"	16-1/2"
Seat height	16-1/2" - 21"	16-1/2" - 21"	16-1/2" - 21"
Backrest height	21-1/4"	21-1/4"	21-1/4"
Lumbar	7-3/4"	7-3/4"	7-3/4"
Overall Dimensions			
Height	37-3/4" - 42-1/4"	37-3/4" - 42-1/4"	37-3/4" - 42-1/4"
Width	25"	25"	25"
Depth	25"	25"	25"
Back range	25 degrees (from 102 - 127 degrees)	25 degrees (from 102 - 127 degrees)	25 degrees (from 102 - 127 degrees)




to be applied differently than is swatched will need a Special Cost Request written specifying the direction the fabric is to be applied. The posted standard lead time will apply to the Special Cost Request.

INFORMATION

Warranty
Refer to KI Terms & Conditions document or visit ki.com

Avail®

Task Chair

MODEL	MODEL NUMBER				Approx. Packaged Weight	Delivered Pricing Fabric Grade Soft Knit™	Delivered Pricing Fabric Grade 1 & C.O.M.
	Basic Model	Back Panel	Upholstery Color	Base			
 <p>No-Arm Chair</p> <ul style="list-style-type: none"> Free-floating back Back lock Back is black mesh Upholstered seat 	KIUV72/NA	BL	□□□□	<input type="checkbox"/>	43.0#	\$ 469	\$ 420
AVAIL							
 <p>360° Pivot Arm</p> <ul style="list-style-type: none"> Free-floating back Back lock Back is black mesh Upholstered seat Height and width adjustable arms 	KIUV72/JR30	BL	□□□□	<input type="checkbox"/>	51.0#	\$ 691	\$ 641
AVAIL							
 <p>Adjustable T-Arm</p> <ul style="list-style-type: none"> Free-floating back Back lock Back is black mesh Upholstered seat Height and width adjustable arms 	KIUV72/JR39	BL	□□□□	<input type="checkbox"/>	51.0#	\$ 624	\$ 575
AVAIL							
			A	B	C	D	

HOW TO ORDER

Indicate the following information on order form:

- Quantity of each item.
- Model number, including options. See "How To Build a Model Number".
- Any special service required.

Note: • The indicates that a choice is required.

- The absence of the indicates that no choice is required.
- Alpha-numeric characters in place of indicate that no other alternatives are available.

HOW TO BUILD A MODEL NUMBER

- A** Select basic model.
- B** Select back panel.
BL - Black
- C** Select upholstery color.
Refer to color addendum at ki.com or KI Fabrics & Finishes binder.
- D** Select base option.
C - Carpet casters
S - Hard floor casters

UPHOLSTERY INFORMATION

C.O.M. Upholstery

C.O.M. requirement for less than five chairs is 1 yard of 54" wide nondirectional fabric. For five or more chairs, it is 3/4 yard of 54" wide nondirectional fabric. For complete information on ordering C.O.M. see "Ordering C.O.M., C.O.V. and C.O.L." section.



Delivered Pricing Fabric Grade 2	Delivered Pricing Fabric Grade 3	Delivered Pricing Vinyl Group 2V	Delivered Pricing Pallas Fabric Group P0	Delivered Pricing Pallas Fabric Group P1	Delivered Pricing Pallas Fabric Group P2	Delivered Pricing Pallas Fabric Group P3	Delivered Pricing Pallas Fabric Group P4	Delivered Pricing Leather
\$ 468	\$ 474	\$ 474	\$ 447	\$ 505	\$ 528	\$ 552	\$ 579	\$ 633
\$ 690	\$ 696	\$ 696	\$ 667	\$ 726	\$ 750	\$ 775	\$ 802	\$ 856
\$ 623	\$ 629	\$ 629	\$ 602	\$ 660	\$ 683	\$ 709	\$ 734	\$ 788

SPECIAL SERVICES

Special Carton Marking

With specially marked information N/C


Shipping

Shipped k.d. freight prepaid f.o.b. Ontario, California 91761 factory. Freight class #125.

Specifications and prices are subject to change without prior notice.

Avail®

Task Chair

	MODEL	MODEL NUMBER				Approx. Packaged Weight	Delivered Pricing Fabric Grade Soft Knit™
		Basic Model	Back Panel	Upholstery Color	Base		
AVAIL	Fixed Loop Arm <ul style="list-style-type: none"> Free-floating back Back lock Back is black mesh Upholstered seat 	KIUV72/KR48	BL	<input type="checkbox"/> <input type="checkbox"/> <input type="checkbox"/> <input type="checkbox"/>	<input type="checkbox"/>	51.0#	\$ 612
AVAIL	Adjustable Loop Arm <ul style="list-style-type: none"> Free-floating back Back lock Back is black mesh Upholstered seat Height adjustable arms 	KIUV72/KR72	BL	<input type="checkbox"/> <input type="checkbox"/> <input type="checkbox"/> <input type="checkbox"/>	<input type="checkbox"/>	51.0#	\$ 624
 AVAIL	Adjustable K-Arm <ul style="list-style-type: none"> Free-floating back Back lock Back is black mesh Upholstered seat Height and width adjustable arms 	KIUV72/KR200	BL	<input type="checkbox"/> <input type="checkbox"/> <input type="checkbox"/> <input type="checkbox"/>	<input type="checkbox"/>	51.0#	\$ 588
			A	B	C	D	

HOW TO ORDER

Indicate the following information on order form:

- Quantity of each item.
- Model number, including options. See "How To Build a Model Number".
- Any special service required.

Note: • The indicates that a choice is required.

- The absence of the indicates that no choice is required.
- Alpha-numeric characters in place of indicate that no other alternatives are available.

HOW TO BUILD A MODEL NUMBER

- A** Select basic model.
- B** Select back panel.
BL - Black
- C** Select upholstery color.
Refer to color addendum at ki.com or KI Fabrics & Finishes binder.
- D** Select base option.
C - Carpet casters
S - Hard floor casters

UPHOLSTERY INFORMATION

C.O.M. Upholstery

C.O.M. requirement for less than five chairs is 1 yard of 54" wide nondirectional fabric. For five or more chairs, it is 3/4 yard of 54" wide nondirectional fabric. For complete information on ordering C.O.M. see "Ordering C.O.M., C.O.V. and C.O.L." section.



Delivered Pricing Fabric Grade 1 & C.O.M.	Delivered Pricing Fabric Grade 2	Delivered Pricing Fabric Grade 3	Delivered Pricing Vinyl Group 2V	Delivered Pricing Pallas Fabric Group P0	Delivered Pricing Pallas Fabric Group P1	Delivered Pricing Pallas Fabric Group P2	Delivered Pricing Pallas Fabric Group P3	Delivered Pricing Pallas Fabric Group P4	Delivered Pricing Leather
\$ 565	\$ 611	\$ 618	\$ 618	\$ 593	\$ 651	\$ 672	\$ 698	\$ 723	\$ 779
\$ 575	\$ 623	\$ 629	\$ 629	\$ 602	\$ 660	\$ 683	\$ 709	\$ 734	\$ 788
\$ 540	\$ 587	\$ 594	\$ 594	\$ 568	\$ 626	\$ 648	\$ 672	\$ 698	\$ 753

SPECIAL SERVICES

Special Carton Marking

With specially marked information N/C

Shipping

Shipped **k.d. freight prepaid f.o.b. Ontario, California 91761** factory. Freight class #125.

Specifications and prices are subject to change without prior notice.

Cinturon™

General Information



Cinturon™ (Transitional)

Dimensions

Overall width	26"
Overall depth	25"
Overall height	38-3/4" - 46"



2 Base - Polished aluminum with black hooded casters.



4 Base - Matte black understructure, bullnose edge wood caps with black hooded casters.



8 Base - Matte black understructure, grooved edge wood caps with black hooded casters.



9 Base - Matte black with black hooded casters.

SPECIFICATIONS

Complimentary Furniture

The following lounge collections offer complimentary furniture that creates continuity and a cohesive look throughout a facility. These complimentary pieces can be found in other sections of the KI price list.

CINTURON - Cinturon™ Lounge Seating

UPHOLSTERY INFORMATION

C.O.M. Fabric

For C.O.M. fabric sent to KI-High Point on multiple rolls, add an additional yard of fabric per roll to the yardage requirements. Multiple rolls have shorter pieces of fabric on them and do not allow nesting and stacking of the fabric to achieve the best yield as is done with one large roll. This results in yardage shortages and requests for additional fabric from the client, which can hold up the order. For each roll that is sent, one yard needs to be added and needs to be added to

one of the rolls, not separately.

Fabric Disclaimer

Fabric will be applied as swatched by the fabric manufacturer. Fabric that is required to be applied differently than is swatched will need a Special Cost Request written specifying the direction the fabric is to be applied. The posted standard lead time will apply to the Special Cost Request.

FINISH INFORMATION

SPECIAL FINISH MATCHES

KI can match special finish requests at an upcharge of \$68 List per item, up to 12 or a maximum charge of \$818 List per order per color. Special finish requests must be sent to your KI customer service representative.

Upon receipt from KI, the finishing department will prepare a "strike-off" which will be sent to the customer for approval.

The approval form accompanying the strike-off should be faxed to your KI customer service representative. Upon receipt of the signed approval form, KI will proceed with the order. Disapproved samples may be sent back to KI directly with an explanation of disapproval. A Special Finish Number (SFN) will be assigned to this finish sample for future reference or reorders





INFORMATION

Warranty

Refer to KI Terms & Conditions document or visit ki.com

Cinturon™

Task Chairs

				MODEL NUMBER					
MODEL	Features	COM	Basic Model	Non-Contrast or Fabric Contrast 1	Wood Base Finish	Fire Code	Approx. Packaged Weight	Grade C.O.M.	
	Mid Back - Upholstered Arm		2 Base 2.75 yd	1025/2	□□□□		□□□	75.0# \$ 1605	
	4 Base 2.75 yd	1025/4	□□□□	□□□	□□□	75.0# 1605			
	8 Base 2.75 yd	1025/8	□□□□	□□□	□□□	75.0# 1605			
	9 Base 2.75 yd	1025/9	□□□□		□□□	75.0# 1448			
CINT									
	High Back - Upholstered Arm		2 Base 3.25 yd	1026/2	□□□□		□□□	80.0# \$ 1761	
	4 Base 3.25 yd	1026/4	□□□□	□□□	□□□	80.0# 1761			
	8 Base 3.25 yd	1026/8	□□□□	□□□	□□□	80.0# 1761			
	9 Base 3.25 yd	1026/9	□□□□		□□□	80.0# 1605			
CINT									
			A	B	C	D			

HOW TO ORDER

Indicate the following information on order form:

- Quantity of each item.
- Model number, including options. See "How To Build a Model Number".
- Any special service required.

Note: • The indicates that a choice is required.

- The absence of the indicates that no choice is required.
- Alpha-numeric characters in place of indicate that no other alternatives are available.

HOW TO BUILD A MODEL NUMBER

- A** Select basic model.
- B** Select non-contrast or fabric contrast 1. Refer to color addendum at ki.com or KI Fabrics & Finishes binder.
- C** Select wood base finish color. Refer to color addendum at ki.com or KI Fabrics & Finishes binder.
- D** Select fire code.

NFR	- Compliance to TB 117-2013
FR	- Compliance to TB 133

 See pricing column for TB133 upcharge.

KENSINGTON MAPLE UPCHARGE

Kensington Maple requires extended leadtimes.

Model	Upcharge
1025/4	\$62
1025/8	\$62
1026/4	\$62
1026/8	\$62



Grade C	Grade D	Grade E & C.O.L.	Grade F	Grade G	Grade H	Grade I	Grade J	Grade K	Grade L Leather	Grade M Leather	TB133 add to list price
\$ 1642	\$ 1684	\$ 1731	\$ 1761	\$ 1827	\$ 1887	\$ 1966	\$ 2122	\$ 2279	\$ 2436	\$ 2753	\$ 316
1642	1684	1731	1761	1827	1887	1966	2122	2279	2436	2753	316
1642	1684	1731	1761	1827	1887	1966	2122	2279	2436	2753	316
1502	1541	1589	1616	1684	1743	1824	1980	2138	2295	2607	316
\$ 1813	\$ 1854	\$ 1915	\$ 1953	\$ 2023	\$ 2099	\$ 2193	\$ 2380	\$ 2567	\$ 2752	\$ 3123	\$ 343
1813	1854	1915	1953	2023	2099	2193	2380	2567	2752	3123	343
1813	1854	1915	1953	2023	2099	2193	2380	2567	2752	3123	343
1672	1720	1776	1814	1888	1961	2055	2241	2426	2613	2987	343

INFORMATION

C.O.M. Requirements

C.O.M. yardage requirements listed above are based on plain goods 54" wide. If less than 54" wide or fabrics requiring matching (stripes, plaids, prints, large patterns), additional yardage will be needed. Consult C.O.M. matrix for additional yardage needed. For C.O.M. fabric sent to KI-High Point on multiple rolls, add an additional yard of fabric per roll to the yardage requirements.

C.O.L. Requirements

Figure 18 sq. ft. of leather (C.O.L.) for each yard shown (i.e., 4.75 x 18 = 85.5 sq. ft).

California TB133 Fire Safety Code

The above seating products can be manufactured using the appropriate flame-retardant materials and fabric selections for compliance to California Technical Bulletin 133. Please contact KI customer service for fabric compliance.

Construction

Frames of compound curved laminate wood veneer. Cushioning of multiple densities of polyurethane foam and Dacron fiber. Gas lift with tilt lock, knee-tilt control is standard. Attached cushions.

OPTIONS

Base Options

- 2 Base Polished aluminum with black hooded casters.
- 4 Base Matte black understructure, bullnose edge wood caps with black hooded casters.
- 8 Base Matte black understructure, grooved edge wood caps with black hooded casters.
- 9 Base Matte black with black hooded casters.

Specify base style number when ordering.

SPECIAL SERVICES

Special Carton Marking

With specially marked information N/C



Shipping

Shipped **assembled freight prepaid f.o.b. High Point, North Carolina 27263** factory. Freight class #150.

Specifications and prices are subject to change without prior notice.

Cinturon™

Task Chairs

MODEL	Features	COM	MODEL NUMBER					Approx. Packaged Weight
			Basic Model	Non-Contrast or Fabric Contrast 1	Wood Arm Finish	Fire Code	Wood Base Finish	
	2 Base	2.5 yd	1125/2	<input type="checkbox"/> <input type="checkbox"/> <input type="checkbox"/> <input type="checkbox"/>	<input type="checkbox"/> <input type="checkbox"/>	<input type="checkbox"/> <input type="checkbox"/>		75.0#
	4 Base	2.5 yd	1125/4	<input type="checkbox"/> <input type="checkbox"/> <input type="checkbox"/> <input type="checkbox"/>	<input type="checkbox"/> <input type="checkbox"/>	<input type="checkbox"/> <input type="checkbox"/>	<input type="checkbox"/> <input type="checkbox"/>	75.0#
	8 Base	2.5 yd	1125/8	<input type="checkbox"/> <input type="checkbox"/> <input type="checkbox"/> <input type="checkbox"/>	<input type="checkbox"/> <input type="checkbox"/>	<input type="checkbox"/> <input type="checkbox"/>	<input type="checkbox"/> <input type="checkbox"/>	75.0#
	9 Base	2.5 yd	1125/9	<input type="checkbox"/> <input type="checkbox"/> <input type="checkbox"/> <input type="checkbox"/>	<input type="checkbox"/> <input type="checkbox"/>	<input type="checkbox"/> <input type="checkbox"/>		75.0#
CINT								
	2 Base	2.75 yd	1126/2	<input type="checkbox"/> <input type="checkbox"/> <input type="checkbox"/> <input type="checkbox"/>	<input type="checkbox"/> <input type="checkbox"/>	<input type="checkbox"/> <input type="checkbox"/>		80.0#
	4 Base	2.75 yd	1126/4	<input type="checkbox"/> <input type="checkbox"/> <input type="checkbox"/> <input type="checkbox"/>	<input type="checkbox"/> <input type="checkbox"/>	<input type="checkbox"/> <input type="checkbox"/>	<input type="checkbox"/> <input type="checkbox"/>	80.0#
	8 Base	2.75 yd	1126/8	<input type="checkbox"/> <input type="checkbox"/> <input type="checkbox"/> <input type="checkbox"/>	<input type="checkbox"/> <input type="checkbox"/>	<input type="checkbox"/> <input type="checkbox"/>	<input type="checkbox"/> <input type="checkbox"/>	80.0#
	9 Base	2.75 yd	1126/9	<input type="checkbox"/> <input type="checkbox"/> <input type="checkbox"/> <input type="checkbox"/>	<input type="checkbox"/> <input type="checkbox"/>	<input type="checkbox"/> <input type="checkbox"/>		80.0#
CINT								
			A	B	C	D	E	

HOW TO ORDER

Indicate the following information on order form:

- Quantity of each item.
- Model number, including options. See "How To Build a Model Number".
- Any special service required.

Note: • The indicates that a choice is required.

- The absence of the indicates that no choice is required.
- Alpha-numeric characters in place of indicate that no other alternatives are available.

HOW TO BUILD A MODEL NUMBER

- A** Select basic model.
- B** Select non-contrast or fabric contrast 1. Refer to color addendum at ki.com or KI Fabrics & Finishes binder.
- C** Select wood arm finish color. Refer to color addendum at ki.com or KI Fabrics & Finishes binder.
- D** Select fire code.

NFR	- Compliance to TB 117-2013
FR	- Compliance to TB 133

 See pricing column for TB133 upcharge.
- E** Select wood base finish color. Refer to color addendum at ki.com or KI Fabrics & Finishes binder.

KENSINGTON MAPLE UPCHARGE

Kensington Maple requires extended leadtimes.

Model	Price
1125/2 - Arms	\$37
1125/4 - Arms	\$37
1125/4 - Base	\$62
1125/4 - Arms and Base	\$62
1125/8 - Arms	\$37
1125/8 - Base	\$62
11/25/8 - Arms and Base	\$62
1125/9 - Arms	\$37
1126/2 - Arms	\$37
1126/4 - Arms	\$37
1126/4 - Base	\$62
1126/4 - Arms and Base	\$62
1126/8 - Arms	\$37
1126/8 - Base	\$62
1126/8 - Arms and Base	\$62
1126/9 - Arms	\$37



Grade C.O.M.	Grade C	Grade D	Grade E & C.O.L.	Grade F	Grade G	Grade H	Grade I	Grade J	Grade K	Grade L Leather	Grade M Leather	TB133 add to list price
\$ 1541	\$ 1582	\$ 1614	\$ 1659	\$ 1688	\$ 1746	\$ 1804	\$ 1875	\$ 2015	\$ 2162	\$ 2301	\$ 2588	\$ 316
1541	1582	1614	1659	1688	1746	1804	1875	2015	2162	2301	2588	316
1541	1582	1614	1659	1688	1746	1804	1875	2015	2162	2301	2588	316
1392	1448	1480	1524	1556	1612	1671	1739	1886	2031	2170	2460	316
\$ 1657	\$ 1700	\$ 1741	\$ 1788	\$ 1818	\$ 1884	\$ 1943	\$ 2020	\$ 2176	\$ 2333	\$ 2486	\$ 2797	\$ 343
1657	1700	1741	1788	1818	1884	1943	2020	2176	2333	2486	2797	343
1657	1700	1741	1788	1818	1884	1943	2020	2176	2333	2486	2797	343
1522	1583	1622	1670	1697	1764	1835	1903	2060	2218	2374	2690	343

INFORMATION

C.O.M. Requirements

C.O.M. yardage requirements listed above are based on plain goods 54" wide. If less than 54" wide or fabrics requiring matching (stripes, plaids, prints, large patterns), additional yardage will be needed. Consult C.O.M. matrix for additional yardage needed. For C.O.M. fabric sent to KI-High Point on multiple rolls, add an additional yard of fabric per roll to the yardage requirements.

C.O.L. Requirements

Figure 18 sq. ft. of leather (C.O.L.) for each yard shown (i.e., 4.75 x 18 = 85.5 sq. ft.).

California TB133 Fire Safety Code

The above seating products can be manufactured using the appropriate flame-retardant materials and fabric selections for compliance to California Technical Bulletin 133. Please contact KI customer service for fabric compliance.

Construction

Frames of compound curved laminate wood veneer. Cushioning of multiple densities of polyurethane foam and Dacron fiber. Gas lift with tilt lock, knee-tilt control is standard. Attached cushions.

OPTIONS

Base Options

- 2 Base Polished aluminum with black hooded casters.
- 4 Base Matte black understructure, bullnose edge wood caps with black hooded casters.
- 8 Base Matte black understructure, grooved edge wood caps with black hooded casters.
- 9 Base Matte black with black hooded casters.

Specify base style number when ordering.

SPECIAL SERVICES

Special Carton Marking

With specially marked information N/C

Shipping

Shipped **assembled freight prepaid f.o.b. High Point, North Carolina 27263** factory. Freight class #150.

Specifications and prices are subject to change without prior notice.



**Upholstered Back Adjustable Arm Chair
(ENGU/BL/AA)**



**Poly Back Armless Chair
(ENGP/BL/NA)**

Features		
Back flex	•	•
Seat depth adjustment	•	•
Forward seat tilt	•	•
Variable position back lock	•	•
Back height adjustment	•	•
Arms	•	
General Dimensions		
Seat width	18-3/4"	18-3/4"
Seat depth	16" - 19"	16" - 19"
Seat height	16" - 20-3/4"	16" - 20-3/4"
Back width (at lumbar)	18"	18"
Back height (above seat)	16-3/8" - 20-3/8"	16-3/8" - 20-3/8"
Overall Dimensions		
Width	28"	26"
Depth	22-1/2" - 25-1/2"	22-1/2" - 25-1/2"
Height	36-3/8" - 41-1/8"	36-3/8" - 41-1/8"
Top of arm from seat with adjustable arms	6" - 10"	
Armcap width (inside dimension) with adjustable arms	18-1/2"	

SPECIFICATIONS

Seat

Seat is constructed of a molded polypropylene seatboard with foam molded directly onto it. The foam-covered board is upholstered with fabric. An integral "seat slide button" is attached to the underside of the board, which allows the seat depth to be adjusted from 16" to 19" for the chairs and 16" to 17-3/4" for the stool. A textured polypropylene seat shroud attaches to the bottom of the seat and permits access to the seat slide button. The entire assembly is mounted through slots in the mechanism that allow the seat to slide in and out.

Backrest

The backrest has the same basic construction as the seat except the textured polypropylene shroud is also available in an upholstered version. The back also includes an adjustment lever that allows the back to be raised or lowered 4" vertically along the J-bar.

Synchronized Knee Tilt Mechanism

A stamped and welded steel housing contains a set of torsion bars that supply the force to the mechanism. Controls include a back angle lock, tilt tension control and pneumatic seat height lever for both the chairs and the stool, but also a forward tilt lockout for the chairs. The seat is in a 2° reclined position. When the forward tilt lock is disengaged, the seat tilts to a 2° forward position. The back angle can be locked at three positions. The tension can be increased or decreased by turning the tension dial to set the desired amount of preset on the torsion springs. The seat height can be pneumatically adjusted from 16" - 20-3/4" on the chairs and 22" to 32-1/4" on the stools with infinite selection within the range. The plastic mechanism shroud and control handles match the color of the chair.

Adjustable Armrests with Pivoting Armcaps (AA)

A curved and angled-forward arm support that is molded from reinforced nylon sup-

ports a height adjustable nylon sleeve that allows for 4" of vertical adjustment from 6" to 10" above the seat. The armrest height is adjusted by pressing a button mounted in the sleeve. The sleeve supports a self-skinning urethane armrest that pivots 360° from a point near the back of the armrest. The armrest has 4 detents that allow the armrest to snap into position, one straightforward, one each at 20° inward and 20° outward, and one at 180° reversed back position. The armrests are spaced 18-1/2" apart. All parts are color-matched to the other plastic parts of the chair. The nylon supports are bolted to the bottom of the mechanism with four 5/16" bolts and are field-installable.

Adjustable Armrests with Width Adjustable Armcaps (BA)

A tubular steel frame supports self-skinning urethane armrests, height-adjustable armrests (2-1/2" travel) and width adjustable armrests (1" of horizontal travel per arm). The support is welded to the seat underside and powdercoated to match other hard

surface elements.

Adjustable Armrests with Fixed Armcaps (HA)

A curved and angled-forward arm support that is molded from reinforced nylon, supports a height-adjustable reinforced nylon sleeve that allows for 4" of vertical adjustment from 6" to 10" above the seat. The armrest height is adjusted by pressing a button mounted in the sleeve. The sleeve supports a self-skinning urethane armrest. The armrests are spaced 18-1/2" apart. All parts are color-matched to the other plastic parts of the chair. The nylon supports are bolted to the bottom of the mechanism with four 5/16" bolts and are field-installable.

Base

The 24" diameter (on chairs) and the 26" diameter (on stools), five-blade base is molded from reinforced nylon. A telescoping cylinder shroud conceals the pneumatic cylinder. All finishes match the chair color.


**Poly Back Stool with Adjustable Arms
 (ENGSP/BL/AA)**
Features

Back Flex	•
Seat depth adjustment	•
Variable position back lock	•
Back height adjustment	•
Arms	•

General Dimensions

Seat width	18-3/4"
Seat depth	16" - 19"
Seat Height	22" - 32-1/4"
Back width (at lumbar)	18"
Back height (above seat)	16-3/8" - 20-3/8"

Overall Dimensions

Width	28"
Depth	26"
Height	47-7/8" - 52-5/8"
Top of arm from seat with adjustable arms (AA/HA)	6" - 10"
Top of arm from seat with adjustable arm (BA)	6-1/2" - 9"
Armcap width (inside dimension) with adjustable arm (BA)	20-1/2"
Armcap width (inside dimension) with pivoting arm (AA)	18-1/2"
Armcap width (inside dimension) with adjustable arm (HA)	18-1/2"

Carpet Casters

60mm diameter double wheels are molded of high-impact thermoplastic. High-impact plastic frame. Finish matches chair color.

Hard Floor Casters

60mm diameter double wheels are molded of soft plastic. High-impact plastic frame. Black finish only.

Universal Casters

Average performance for use on both soft and hard surfaces.

Footring (on Stools)

Chrome footring is standard.

Engage® 24/7

J-Bar is constructed of GR50 steel.

INFORMATION
C.O.M. Testing and Production
Requirements

Not all materials are suitable for upholstering this product. A 1 yd. x 54" sample must be submitted and approved prior to acceptance of an order. If the fabric is directional in pattern or weave, the direction must be indicated on the submitted sample, and additional yardage may be requested.

Test samples must be sent to:

KI
 Attn: C.O.M. Specialist
 1687 Westminster Drive - Gate 3
 Green Bay, WI 54302

Fabric Disclaimer

Fabric will be applied as swatched by the fabric manufacturer. Fabric that is required to be applied differently than is swatched will need a Special Cost Request written specifying the direction the fabric is to be applied. The posted standard lead time will apply to the Special Cost Request.

Design



Designed by Giancarlo Piretti and manufactured in the USA by Krueger International, Inc. under license from Pro-Cord S.p.A.

INFORMATION
Warranty

Refer to KI Terms & Conditions document or visit ki.com

Engage®

Task Chairs and Stools

	MODEL	Features	MODEL NUMBER				Approx. Packaged Weight
			Basic Model	Base	Frame Color	Upholstery Color	
 <p>ENGP ENGU ENGMP ENGMU</p>	Armless Chair • Back flex • Seat depth adjustment • Forward seat tilt • Variable position back lock • Back height adjustment	Poly Back	ENGP/NA	<input type="checkbox"/>	□□□	□□□□	53.0#
		Uph Back	ENGU/NA	<input type="checkbox"/>	□□□	□□□□	53.0#
		Poly Back, Memory Foam Seat	ENGMP/NA	<input type="checkbox"/>	□□□	□□□□	53.0#
		Uph Back, Memory Foam Seat	ENGMU/NA	<input type="checkbox"/>	□□□	□□□□	53.0#
 <p>ENGP ENGU ENGMP ENGMU</p>	Armchair with Height Adjustable Arm, Pivoting Armcap • Back flex • Seat depth adjustment • Forward seat tilt • Variable position back lock • Back height adjustment	Poly Back	ENGP/AA	<input type="checkbox"/>	□□□	□□□□	60.0#
		Uph Back	ENGU/AA	<input type="checkbox"/>	□□□	□□□□	60.0#
		Poly Back, Memory Foam Seat	ENGMP/AA	<input type="checkbox"/>	□□□	□□□□	60.0#
		Uph Back, Memory Foam Seat	ENGMU/AA	<input type="checkbox"/>	□□□	□□□□	60.0#
			A	B	C	D	

HOW TO ORDER

Indicate the following information on order form:

- Quantity of each item.
- Model number, including options. See "How To Build a Model Number".
- Any special service required.

Note: • The indicates that a choice is required.
 • The absence of the indicates that no choice is required.
 • Alpha-numeric characters in place of indicate that no other alternatives are available.

HOW TO BUILD A MODEL NUMBER

- A** Select basic model.
- B** Select base option.
- | | |
|----------|----------------------|
| C | - Carpet casters |
| S | - Hard floor casters |
| U | - Universal casters |
- C** Select frame color.
- | | |
|-------------|------------------------------------|
| BL | - Black |
| CHBL | - Polished aluminum base; add \$77 |
- Refer to color addendum at ki.com or KI Fabrics & Finishes binder.
- D** Select fire code.
- | | |
|------------|-----------------------------|
| NFR | - Compliance to TB 117-2013 |
| FR | - Compliance to TB 133 |
- E** Select upholstery grade/color.
 Refer to color addendum at ki.com or KI Fabrics & Finishes binder.

UPHOLSTERY INFORMATION

C.O.M. Upholstery

C.O.M. requirement for 10 chairs or less with poly back is 1 yard of 54" wide non-directional fabric; upholstered back, 1-1/2 yards of 54" wide nondirectional fabric. For orders of 11 or more chairs and for complete information on ordering C.O.M., see "Ordering C.O.M., C.O.V. and C.O.L." section.



Delivered Pricing Fabric Grade 1 & C.O.M.	Delivered Pricing Fabric Grade 2	Delivered Pricing Fabric Grade 3	Delivered Pricing C.O.V.	Delivered Pricing Vinyl Group 2V	Delivered Pricing Pallas Fabric Group P0	Delivered Pricing Pallas Fabric Group P1	Delivered Pricing Pallas Fabric Group P2	Delivered Pricing Pallas Fabric Group P3	Delivered Pricing Pallas Fabric Group P4	Delivered Pricing Leather
\$ 874	\$ 887	\$ 896	\$ 874	\$ 896	\$ 930	\$ 979	\$ 1004	\$ 1036	\$ 1073	\$ 1522
962	988	1011			1107	1166	1217	1275	1275	1713
932	948	956	932	956	989	1036	1063	1096	1132	1583
1025	1049	1071			1170	1229	1279	1336	1336	1775

\$ 1156	\$ 1171	\$ 1177	\$ 1156	\$ 1177	\$ 1210	\$ 1259	\$ 1286	\$ 1318	\$ 1355	\$ 1807
1245	1272	1295			1348	1407	1449	1499	1557	1996
1213	1232	1236	1213	1236	1269	1316	1347	1378	1414	1867
1305	1331	1351			1405	1463	1507	1559	1618	2055

OPTIONS

Engage 24/7

To order the Engage® 24/7 chair, please add "/247" to the end of the model number. Added list price is \$67. No additional leadtime.

California TB133 Fire Safety Code

For California Technical Bulletin 133 compliant models, add the following upcharge:

- Model=Poly Back
- Added Lead Time=1 week
- Added List Price=\$125
- Model=Fully Upholstery Back
- Added Lead Time=1 week
- Added List Price=\$158

California TB133 Fire Safety Code

Engage® with memory foam is not FR approved.

SPECIAL SERVICES

Special Carton Marking

With specially marked information N/C




Shipping

Shipped **assembled freight prepaid f.o.b. Green Bay, Wisconsin 54302** factory. Freight class #125.

Specifications and prices are subject to change without prior notice.

Engage®

Task Chairs and Stools

MODEL	Features	MODEL NUMBER				Approx. Packaged Weight	
		Basic Model	Base	Frame Color	Upholstery Color		
 <p>ENGP ENGU ENGMP ENGMU</p>	Armchair with Height Adjustable Arms, Fixed Armcap • Back flex • Seat depth adjustment • Forward seat tilt • Variable position back lock • Back height adjustment	Poly Back	ENGP/HA	<input type="checkbox"/>	<input type="checkbox"/> <input type="checkbox"/> <input type="checkbox"/> <input type="checkbox"/>	<input type="checkbox"/> <input type="checkbox"/> <input type="checkbox"/> <input type="checkbox"/>	60.0#
		Uph Back	ENGU/HA	<input type="checkbox"/>	<input type="checkbox"/> <input type="checkbox"/> <input type="checkbox"/> <input type="checkbox"/>	<input type="checkbox"/> <input type="checkbox"/> <input type="checkbox"/> <input type="checkbox"/>	60.0#
		Poly Back, Memory Foam Seat	ENGMP/HA	<input type="checkbox"/>	<input type="checkbox"/> <input type="checkbox"/> <input type="checkbox"/> <input type="checkbox"/>	<input type="checkbox"/> <input type="checkbox"/> <input type="checkbox"/> <input type="checkbox"/>	60.0#
		Uph Back, Memory Foam Seat	ENGMU/HA	<input type="checkbox"/>	<input type="checkbox"/> <input type="checkbox"/> <input type="checkbox"/> <input type="checkbox"/>	<input type="checkbox"/> <input type="checkbox"/> <input type="checkbox"/> <input type="checkbox"/>	60.0#
 <p>ENGP ENGU ENGMP ENGMU</p>	Armchair with Height Adjustable Arm, Width Adj Armcap • Back flex • Seat depth adjustment • Forward seat tilt • Variable position back lock • Back height adjustment	Poly Back	ENGP/BA	<input type="checkbox"/>	<input type="checkbox"/> <input type="checkbox"/> <input type="checkbox"/> <input type="checkbox"/>	<input type="checkbox"/> <input type="checkbox"/> <input type="checkbox"/> <input type="checkbox"/>	62.0#
		Uph Back	ENGU/BA	<input type="checkbox"/>	<input type="checkbox"/> <input type="checkbox"/> <input type="checkbox"/> <input type="checkbox"/>	<input type="checkbox"/> <input type="checkbox"/> <input type="checkbox"/> <input type="checkbox"/>	62.0#
		Poly Back, Memory Foam Seat	ENGMP/BA	<input type="checkbox"/>	<input type="checkbox"/> <input type="checkbox"/> <input type="checkbox"/> <input type="checkbox"/>	<input type="checkbox"/> <input type="checkbox"/> <input type="checkbox"/> <input type="checkbox"/>	62.0#
		Uph Back, Memory Foam Seat	ENGMU/BA	<input type="checkbox"/>	<input type="checkbox"/> <input type="checkbox"/> <input type="checkbox"/> <input type="checkbox"/>	<input type="checkbox"/> <input type="checkbox"/> <input type="checkbox"/> <input type="checkbox"/>	62.0#
 <p>ENGP ENGU ENGMP ENGMU</p>	Armchair with Height Adjustable Arm, Width Adj. Armcap, Chrome Arm Supports • Back flex • Seat depth adjustment • Forward seat tilt • Variable position back lock • Back height adjustment • Chrome arm supports	Poly Back	ENGP/CHBA	<input type="checkbox"/>	<input type="checkbox"/> <input type="checkbox"/> <input type="checkbox"/> <input type="checkbox"/>	<input type="checkbox"/> <input type="checkbox"/> <input type="checkbox"/> <input type="checkbox"/>	62.0#
		Uph Back	ENGU/CHBA	<input type="checkbox"/>	<input type="checkbox"/> <input type="checkbox"/> <input type="checkbox"/> <input type="checkbox"/>	<input type="checkbox"/> <input type="checkbox"/> <input type="checkbox"/> <input type="checkbox"/>	62.0#
		Poly Back, Memory Foam Seat	ENGMP/CHBA	<input type="checkbox"/>	<input type="checkbox"/> <input type="checkbox"/> <input type="checkbox"/> <input type="checkbox"/>	<input type="checkbox"/> <input type="checkbox"/> <input type="checkbox"/> <input type="checkbox"/>	62.0#
		Uph Back, Memory Foam Seat	ENGMU/CHBA	<input type="checkbox"/>	<input type="checkbox"/> <input type="checkbox"/> <input type="checkbox"/> <input type="checkbox"/>	<input type="checkbox"/> <input type="checkbox"/> <input type="checkbox"/> <input type="checkbox"/>	62.0#

A **B** **C** **D**

HOW TO ORDER

Indicate the following information on order form:

- Quantity of each item.
- Model number, including options. See "How To Build a Model Number".
- Any special service required.

Note: • The indicates that a choice is required.
 • The absence of the indicates that no choice is required.
 • Alpha-numeric characters in place of indicate that no other alternatives are available.

HOW TO BUILD A MODEL NUMBER

- A** Select basic model.
- B** Select base option.

C	- Carpet casters
S	- Hard floor casters
U	- Universal casters
- C** Select frame color.

BL	- Black
CHBL	- Polished aluminum base; add \$77

Refer to color addendum at ki.com or KI Fabrics & Finishes binder.
- D** Select fire code.

NFR	- Compliance to TB 117-2013
FR	- Compliance to TB 133
- E** Select upholstery grade/color.
 Refer to color addendum at ki.com or KI Fabrics & Finishes binder.

UPHOLSTERY INFORMATION

C.O.M. Upholstery
 C.O.M. requirement for 10 chairs or less with poly back is 1 yard of 54" wide non-directional fabric; upholstered back, 1-1/2 yards of 54" wide nondirectional fabric. For orders of 11 or more chairs and for complete information on ordering C.O.M., see "Ordering C.O.M., C.O.V. and C.O.L." section.



Delivered Pricing Fabric Grade 1 & C.O.M.	Delivered Pricing Fabric Grade 2	Delivered Pricing Fabric Grade 3	Delivered Pricing C.O.V.	Delivered Pricing Vinyl Group 2V	Delivered Pricing Pallas Fabric Group P0	Delivered Pricing Pallas Fabric Group P1	Delivered Pricing Pallas Fabric Group P2	Delivered Pricing Pallas Fabric Group P3	Delivered Pricing Pallas Fabric Group P4	Delivered Pricing Leather
\$ 1140	\$ 1153	\$ 1161	\$ 1140	\$ 1161	\$ 1194	\$ 1241	\$ 1270	\$ 1302	\$ 1338	\$ 1785
1231	1250	1276			1332	1389	1431	1482	1539	1982
1199	1211	1218	1199	1218	1254	1302	1331	1360	1396	1847
1288	1311	1336			1392	1450	1492	1545	1599	2041

\$ 1156	\$ 1171	\$ 1177	\$ 1156	\$ 1177	\$ 1210	\$ 1259	\$ 1286	\$ 1318	\$ 1355	\$ 1807
1245	1272	1295			1348	1407	1449	1499	1557	1996
1213	1232	1236	1213	1236	1269	1316	1347	1378	1414	1867
1305	1331	1351			1405	1463	1507	1559	1618	2055

\$ 1156	\$ 1171	\$ 1177	\$ 1156	\$ 1177	\$ 1210	\$ 1259	\$ 1286	\$ 1318	\$ 1355	\$ 1807
1245	1272	1295			1348	1407	1449	1499	1557	1996
1213	1232	1236	1213	1236	1269	1316	1347	1378	1414	1867
1305	1331	1351			1405	1463	1507	1559	1618	2055

OPTIONS

Engage 24/7

To order the Engage® 24/7 chair, please add "/247" to the end of the model number. Added list price is \$67. No additional leadtime.

California TB133 Fire Safety Code

For California Technical Bulletin 133 compliant models, add the following upcharge:

Model=Poly Back

Added Lead Time=1 week

Added List Price=\$125

Model=Fully Upholstery Back

Added Lead Time=1 week

Added List Price=\$158

California TB133 Fire Safety Code

Engage® with memory foam is not FR approved.

SPECIAL SERVICES

Special Carton Marking

With specially marked information N/C



Shipping

Shipped **assembled freight prepaid f.o.b. Green Bay, Wisconsin 54302** factory. Freight class #125.

Specifications and prices are subject to change without prior notice.

Engage®

Task Chairs and Stools

	MODEL	Features	MODEL NUMBER					Approx. Packaged Weight
			Basic Model	Base	Frame Color	Fire Code	Uph. Color	
 <p>ENGSP ENGSU EGSMP EGSMU</p>	Armless Stool • Back flex • Seat depth adjustment • Variable position back lock • Back height adjustment	Poly Back	ENGSP/NA	<input type="checkbox"/>	BL	□□□	□□□□	59.0#
		Uph Back	ENGSU/NA	<input type="checkbox"/>	BL	□□□	□□□□	59.0#
		Poly Back, Memory Foam Seat	ENGSMU/NA	<input type="checkbox"/>	BL	NFR	□□□□	59.0#
		Uph Back, Memory Foam Seat	ENGSMU/NA	<input type="checkbox"/>	BL	NFR	□□□□	59.0#
 <p>ENGSP ENGSU EGSMP EGSMU</p>	Arm Stool with Height Adjustable Arm, Pivoting Armcap • Back flex • Seat depth adjustment • Variable position back lock • Back height adjustment	Poly Back	ENGSP/AA	<input type="checkbox"/>	BL	□□□	□□□□	68.0#
		Uph Back	ENGSU/AA	<input type="checkbox"/>	BL	□□□	□□□□	68.0#
		Poly Back, Memory Foam Seat	ENGSMU/AA	<input type="checkbox"/>	BL	NFR	□□□□	68.0#
		Uph Back, Memory Foam Seat	ENGSMU/AA	<input type="checkbox"/>	BL	NFR	□□□□	68.0#
			A	B	C	D	E	

HOW TO ORDER

Indicate the following information on order form:

- Quantity of each item.
- Model number, including options. See "How To Build a Model Number".
- Any special service required.

Note: • The indicates that a choice is required.
 • The absence of the indicates that no choice is required.
 • Alpha-numeric characters in place of indicate that no other alternatives are available.

HOW TO BUILD A MODEL NUMBER

- A** Select basic model.
- B** Select base option.
- | | |
|----------|----------------------|
| C | - Carpet casters |
| S | - Hard floor casters |
| U | - Universal casters |
- C** Select frame color.
- | | |
|-----------|---------|
| BL | - Black |
|-----------|---------|
- Refer to color addendum at ki.com or KI Fabrics & Finishes binder.
- D** Select fire code.
- | | |
|------------|-----------------------------|
| NFR | - Compliance to TB 117-2013 |
| FR | - Compliance to TB 133 |
- E** Select upholstery grade/color.
 Refer to color addendum at ki.com or KI Fabrics & Finishes binder.

UPHOLSTERY INFORMATION

C.O.M. Upholstery

C.O.M. requirement for 10 chairs or less with poly back is 1 yard of 54" wide non-directional fabric; upholstered back, 1-1/2 yards of 54" wide nondirectional fabric. For orders of 11 or more chairs and for complete information on ordering C.O.M., see "Ordering C.O.M., C.O.V. and C.O.L." section.



Delivered Pricing Fabric Grade 1 & C.O.M.	Delivered Pricing Fabric Grade 2	Delivered Pricing Fabric Grade 3	Delivered Pricing C.O.V.	Delivered Pricing Vinyl Group 2V	Delivered Pricing Pallas Fabric Group P0	Delivered Pricing Pallas Fabric Group P1	Delivered Pricing Pallas Fabric Group P2	Delivered Pricing Pallas Fabric Group P3	Delivered Pricing Pallas Fabric Group P4	Delivered Pricing Leather
\$ 1032	\$ 1042	\$ 1056	\$ 1032	\$ 1056	\$ 1087	\$ 1134	\$ 1162	\$ 1193	\$ 1232	\$ 1679
1122	1143	1167			1264	1321	1374	1431	1431	1872
1093	1102	1115	1093	1115	1144	1193	1222	1251	1290	1739
1180	1204	1229			1323	1381	1436	1492	1492	1933

\$ 1311	\$ 1328	\$ 1333	\$ 1311	\$ 1333	\$ 1366	\$ 1413	\$ 1445	\$ 1476	\$ 1512	\$ 1959
1406	1426	1451			1504	1561	1604	1657	1716	2156
1371	1387	1392	1371	1392	1424	1473	1502	1535	1570	2021
1462	1489	1511			1565	1623	1666	1718	1775	2217

OPTIONS

Engage 24/7

To order the Engage® 24/7 chair, please add "/247" to the end of the model number. Added list price is \$67. No additional leadtime.

California TB133 Fire Safety Code

For California Technical Bulletin 133 compliant models, add the following upcharge:
 Model=Poly Back
 Added Lead Time=1 week
 Added List Price=\$125
 Model=Fully Upholstery Back
 Added Lead Time=1 week
 Added List Price=\$158

California TB133 Fire Safety Code

Engage® with memory foam is not FR approved.

SPECIAL SERVICES

Special Carton Marking

With specially marked information N/C



Shipping

Shipped **assembled freight prepaid f.o.b. Green Bay, Wisconsin 54302** factory. Freight class #125.

Specifications and prices are subject to change without prior notice.

Engage®

Task Chairs and Stools

MODEL	Features	MODEL NUMBER					Approx. Packaged Weight
		Basic Model	Base	Frame Color	Fire Code	Uph. Color	
 <p>ENGSP ENGSU EGSMP EGSMU</p>	Arm Stool with Height Adjustable Arm, Fixed Armcaps <ul style="list-style-type: none"> • Back flex • Seat depth adjustment • Variable position back lock • Back height adjustment 	Poly Back	<input type="checkbox"/>	BL	<input type="checkbox"/> <input type="checkbox"/> <input type="checkbox"/>	<input type="checkbox"/> <input type="checkbox"/> <input type="checkbox"/> <input type="checkbox"/>	68.0#
		Uph Back	<input type="checkbox"/>	BL	<input type="checkbox"/> <input type="checkbox"/> <input type="checkbox"/>	<input type="checkbox"/> <input type="checkbox"/> <input type="checkbox"/> <input type="checkbox"/>	68.0#
		Poly Back, Memory Foam Seat	<input type="checkbox"/>	BL	NFR	<input type="checkbox"/> <input type="checkbox"/> <input type="checkbox"/> <input type="checkbox"/>	68.0#
		Uph Back, Memory Foam Seat	<input type="checkbox"/>	BL	NFR	<input type="checkbox"/> <input type="checkbox"/> <input type="checkbox"/> <input type="checkbox"/>	68.0#
 <p>ENGSP ENGSU EGSMP EGSMU</p>	Arm Stool with Height Adjustable Arm, Width Adjustable Armcaps <ul style="list-style-type: none"> • Back flex • Seat depth adjustment • Variable position back lock • Back height adjustment 	Poly Back	<input type="checkbox"/>	BL	<input type="checkbox"/> <input type="checkbox"/> <input type="checkbox"/>	<input type="checkbox"/> <input type="checkbox"/> <input type="checkbox"/> <input type="checkbox"/>	70.0#
		Uph Back	<input type="checkbox"/>	BL	<input type="checkbox"/> <input type="checkbox"/> <input type="checkbox"/>	<input type="checkbox"/> <input type="checkbox"/> <input type="checkbox"/> <input type="checkbox"/>	70.0#
		Poly Back, Memory Foam Seat	<input type="checkbox"/>	BL	NFR	<input type="checkbox"/> <input type="checkbox"/> <input type="checkbox"/> <input type="checkbox"/>	70.0#
		Uph Back, Memory Foam Seat	<input type="checkbox"/>	BL	NFR	<input type="checkbox"/> <input type="checkbox"/> <input type="checkbox"/> <input type="checkbox"/>	70.0#
		A	B	C	D	E	

HOW TO ORDER

Indicate the following information on order form:

- Quantity of each item.
- Model number, including options. See "How To Build a Model Number".
- Any special service required.

Note:

- The indicates that a choice is required.
- The absence of the indicates that no choice is required.
- Alpha-numeric characters in place of indicate that no other alternatives are available.

HOW TO BUILD A MODEL NUMBER

- A** Select basic model.
- B** Select base option.

C	- Carpet casters
S	- Hard floor casters
U	- Universal casters
- C** Select frame color.

BL	- Black
-----------	---------

 Refer to color addendum at ki.com or KI Fabrics & Finishes binder.
- D** Select fire code.

NFR	- Compliance to TB 117-2013
FR	- Compliance to TB 133
- E** Select upholstery grade/color. Refer to color addendum at ki.com or KI Fabrics & Finishes binder.

UPHOLSTERY INFORMATION

C.O.M. Upholstery
 C.O.M. requirement for 10 chairs or less with poly back is 1 yard of 54" wide non-directional fabric; upholstered back, 1-1/2 yards of 54" wide nondirectional fabric. For orders of 11 or more chairs and for complete information on ordering C.O.M., see "Ordering C.O.M., C.O.V. and C.O.L." section.



Delivered Pricing Fabric Grade 1 & C.O.M.	Delivered Pricing Fabric Grade 2	Delivered Pricing Fabric Grade 3	Delivered Pricing C.O.V.	Delivered Pricing Vinyl Group 2V	Delivered Pricing Pallas Fabric Group P0	Delivered Pricing Pallas Fabric Group P1	Delivered Pricing Pallas Fabric Group P2	Delivered Pricing Pallas Fabric Group P3	Delivered Pricing Pallas Fabric Group P4	Delivered Pricing Leather
\$ 1298	\$ 1309	\$ 1316	\$ 1298	\$ 1316	\$ 1353	\$ 1402	\$ 1426	\$ 1458	\$ 1496	\$ 1945
1387	1410	1433			1488	1547	1588	1640	1696	2135
1357	1369	1375	1357	1375	1411	1458	1489	1518	1555	2003
1448	1469	1494			1547	1605	1648	1700	1759	2197

\$ 1311	\$ 1328	\$ 1333	\$ 1311	\$ 1333	\$ 1366	\$ 1413	\$ 1445	\$ 1476	\$ 1512	\$ 1959
1406	1426	1451			1504	1561	1604	1657	1716	2156
1371	1387	1392	1371	1392	1424	1473	1502	1535	1570	2021
1462	1489	1511			1565	1623	1666	1718	1775	2217

OPTIONS

Engage 24/7

To order the Engage® 24/7 chair, please add "/247" to the end of the model number. Added list price is \$67. No additional leadtime.

California TB133 Fire Safety Code

For California Technical Bulletin 133 compliant models, add the following upcharge:

Model=Poly Back

Added Lead Time=1 week

Added List Price=\$125

Model=Fully Upholstery Back

Added Lead Time=1 week

Added List Price=\$158

California TB133 Fire Safety Code

Engage® with memory foam is not FR approved.

SPECIAL SERVICES

Special Carton Marking

With specially marked information N/C

Shipping

Shipped **assembled freight prepaid f.o.b. Green Bay, Wisconsin 54302** factory. Freight class #125.

Specifications and prices are subject to change without prior notice.

Grazie®

General Information



Armless Task Chair (GPDNAP)

Task Cantilever Armchair (GPDCAU)

Armless Task Stool

Task Cantilever Arm Stool

Features				
Poly, upholstered seat, or upholstered seat/back	•	•	•	•
Ergonomic articulation (Perfect Pivot)	•	•	•	•
General Dimensions				
Seat width	18-1/2"	18-1/2"	18-1/2"	18-1/2"
Seat depth	18-5/16"	18-5/16"	18-5/16"	18-5/16"
Seat height (upholstered - add 1") (stools with polished aluminum base - subtract 1-5/8")	17-1/2" - 22-1/2"	17-1/2" - 22-1/2"	22-1/4" - 32-3/4"	22-1/4" - 32-3/4"
Overall Dimensions				
Width	27-1/2"	27-1/2"	27-1/2"	27-1/2"
Depth	27-1/2"	27-1/2"	27-1/2"	27-1/2"
Height	32-1/2" - 37-1/2"	32-1/2" - 37-1/2"	35-1/4" - 42-3/4"	35-1/4" - 42-3/4"
Arms to floor		26" - 31"		28-3/4" - 36-1/4"

SPECIFICATIONS

Underseat Structure

Support structure is die-drawn, 12-gauge steel plate. Fixed backrest mechanism structures are made from 1/2" diameter steel wire and attached by welding. Structure is finished with baked-on, electrostatically-applied, 30-degree gloss epoxy powder coating.

Arms

Optional cantilever arms are available. When equipped with arms, the supporting structure is 7/8" o.d. x 13-gauge tubular steel welded directly to the seat structure plate. The steel support tube is inserted into a socket molded into the armrest and secured with a screw. Armrests are molded from glass-reinforced nylon. Steel support tube and armcap color matches poly color. Diamond translucent poly has light tone arms; Pewter translucent has flannel arms; Bronze translucent has chocolate arms.

Backrest, Seat and Shroud

Injection molded polypropylene.

Backrest Articulation Mechanism

A pair of outer backrest supports formed from 1" diameter tubular steel are inserted into sockets molded into the backrest and secured with screws. The backrest assembly moves over molded thermoplastic slide bushings and is supported by steel coil springs. This mechanism allows the backrest to move through 15 degrees of movement, about an axis of rotation that is through the hips of the occupant.

Optional Upholstered Seat and Back

Urethane foam is attached to an injection-molded polypropylene liner board, then upholstered using a draw-string process. Seat foam is molded nominal 1" thickness and back foam is nominal 1/2" thickness. The fasteners that attach the back pad are color-matched to the polypropylene.

Base

Injection-molded, glass-reinforced, nylon 5-blade base. A single paddle under the seat operates the height-adjusting pneumatic cylinder. Chair base and cylinder available in black, grey or polished aluminum (upcharge for polished aluminum). Stool base is available in black or grey. An optional polished die-cast aluminum base is available on both chairs and stools.

Base color selection for black includes; black base, black cylinder and black carpet casters.

Base color selection for warm grey includes; warm grey base, warm grey cylinder and warm grey carpet casters.

Base color selection for polished aluminum includes; polished aluminum base, black cylinder and black carpet casters.

Casters

Casters are double-wheel, high-impact thermoplastic available with hard (warm grey or black) or soft (black only) wheel surface.

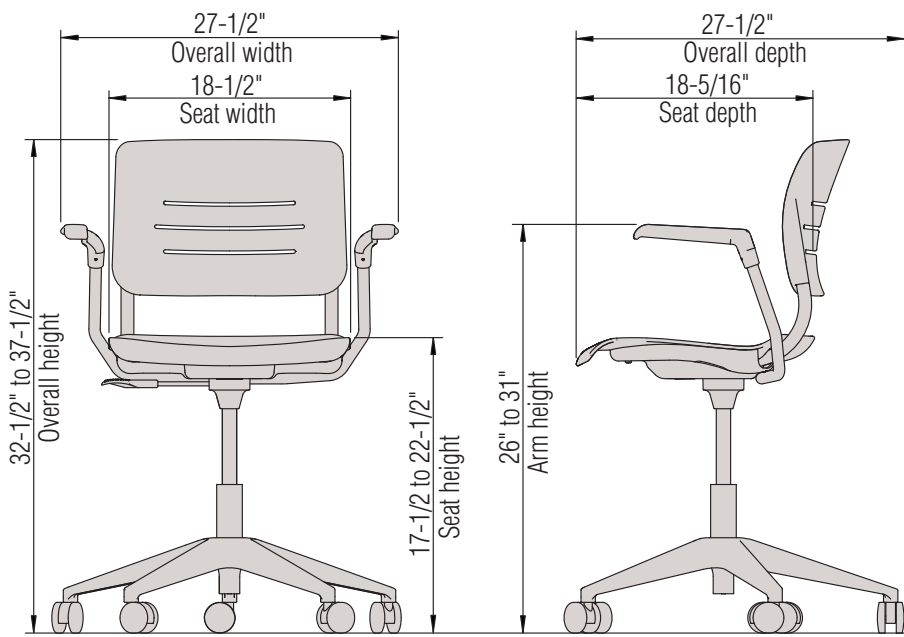
INFORMATION

C.O.M. Testing and Production Requirements

Not all materials are suitable for upholstering this product. A 1 yd. x 54" sample must be submitted and approved prior to acceptance of an order. If the fabric is directional in pattern or weave, the direction must be indicated on the submitted sample, and additional yardage may be requested.

Test samples must be sent to:

KI
Attn: C.O.M. Specialist
1687 Westminster Drive - Gate 3
Green Bay, WI 54302

**Fabric Disclaimer**

Fabric will be applied as swatched by the fabric manufacturer. Fabric that is required to be applied differently than is swatched will need a Special Cost Request written specifying the direction the fabric is to be applied. The posted standard lead time will apply to the Special Cost Request.

Design



Designed by Giancarlo Piretti and manufactured in the USA by Krueger International, Inc. under license from Pro-Cord S.p.A

INFORMATION**Warranty**

Refer to KI Terms & Conditions document or visit ki.com

Grazie®

Task Chairs and Stools

	MODEL	Features	MODEL NUMBER						Approx. Packaged Weight
			Basic Model	Base Color	Poly Seat & Back Color	Casters	Fire Code	Upholstery Color	
 <p>GPDP GPDU GPDUB</p>	Task Armless Chair	Polypropylene	GPDNAP	<input type="checkbox"/>	<input type="checkbox"/>	<input type="checkbox"/>	<input type="checkbox"/>	<input type="checkbox"/>	33.0#
		Upholstered Seat	GPDNAU	<input type="checkbox"/>	<input type="checkbox"/>	<input type="checkbox"/>	<input type="checkbox"/>	<input type="checkbox"/>	36.0#
		Upholstered Seat/Back	GPDNAUB	<input type="checkbox"/>	<input type="checkbox"/>	<input type="checkbox"/>	<input type="checkbox"/>	<input type="checkbox"/>	38.0#
 <p>GPDP GPDU GPDUB</p>	Task Cantilever Armchair	Polypropylene	GPDCAP	<input type="checkbox"/>	<input type="checkbox"/>	<input type="checkbox"/>	<input type="checkbox"/>	<input type="checkbox"/>	36.0#
		Upholstered Seat	GPDCAU	<input type="checkbox"/>	<input type="checkbox"/>	<input type="checkbox"/>	<input type="checkbox"/>	<input type="checkbox"/>	39.0#
		Upholstered Seat/Back	GPDCAUB	<input type="checkbox"/>	<input type="checkbox"/>	<input type="checkbox"/>	<input type="checkbox"/>	<input type="checkbox"/>	41.0#

A B C D E F

HOW TO ORDER

Indicate the following information on order form:

- Quantity of each item.
- Model number, including options. See "How To Build a Model Number".
- Any special service required.

Note: • The indicates that a choice is required.
 • The absence of the indicates that no choice is required.
 • Alpha-numeric characters in place of indicate that no other alternatives are available.

HOW TO BUILD A MODEL NUMBER

Refer to color addendum at ki.com or KI Fabrics & Finishes binder.

- A** Select basic model.
- B** Select base color.
Refer to color addendum at ki.com or KI Fabrics & Finishes binder.
*Add \$84 for polished aluminum base.
- C** Select poly seat and back color.
Refer to color addendum at ki.com or KI Fabrics & Finishes binder.
- D** Select caster option.

C	- Carpet casters
S	- Hard floor casters
- E** Select fire code.

NFR	- Compliance to TB 117-2013
FR	- Compliance to TB 133

See Upholstery Information for TB133 upcharge.

- F** Select upholstery grade/color.

UPHOLSTERY INFORMATION

C.O.M. Upholstery

C.O.M. requirement for 10 chairs or less with upholstered seat or upholstered seat and back is 3/4 yard per chair of 54" wide nondirectional fabric. For orders of 11 or more with upholstered seat and back and for complete information on ordering C.O.M. see "Ordering C.O.M., C.O.V. and C.O.L." section.

California TB133 Fire Safety Code

For California Technical Bulletin 133 compliant models, add the following upcharge:
 Model=Polypropylene
 Added List Price=\$10
 Model=Upholstered Seat
 Added List Price=\$65
 Model=Upholstered Seat and Back
 Added List Price=\$93



Delivered Pricing Unupholstered	Delivered Pricing Fabric Grade 1 & C.O.M.	Delivered Pricing Fabric Grade 2	Delivered Pricing Fabric Grade 3	Delivered Pricing C.O.V.	Delivered Pricing Vinyl Group 2V	Delivered Pricing Pallas Fabric Group P0	Delivered Pricing Pallas Fabric Group P1	Delivered Pricing Pallas Fabric Group P2	Delivered Pricing Pallas Fabric Group P3	Delivered Pricing Pallas Fabric Group P4	
\$ 467	N/A	575	585	603	575	603	607	644	659	677	703
	N/A	602	610	629	602	629	632	670	684	702	729
\$ 572	N/A	680	690	708	680	708	711	748	764	781	808
	N/A	707	715	734	707	734	739	776	790	809	835

SPECIAL SERVICES

Special Carton Marking

With specially marked information N/C



Shipping

Shipped **k.d. freight prepaid f.o.b. Green Bay, Wisconsin 54302** factory. Freight class #100.

Specifications and prices are subject to change without prior notice.

Grazie®

Task Chairs and Stools

	MODEL	Features	MODEL NUMBER						Approx. Packaged Weight
			Basic Model	Base Color	Poly Seat & Back Color	Casters	Fire Code	Upholstery Color	
	Task Armless Stool	Polypropylene	GPSNAP	<input type="checkbox"/>	<input type="checkbox"/>	<input type="checkbox"/>	<input type="checkbox"/>	<input type="checkbox"/>	38.0#
	• Ergonomic articulation (Perfect Pivot)	Upholstered Seat	GPSNAU	<input type="checkbox"/>	<input type="checkbox"/>	<input type="checkbox"/>	<input type="checkbox"/>	<input type="checkbox"/>	41.0#
	• Height-adjusting pneumatic cylinder	Upholstered Seat/Back	GPSNAUB	<input type="checkbox"/>	<input type="checkbox"/>	<input type="checkbox"/>	<input type="checkbox"/>	<input type="checkbox"/>	43.0#
	• Base available in black, grey or polished aluminum								
GPSP									
GPSU									
GPSUB									
	Task Cantilever Arm Stool	Polypropylene	GPSCAP	<input type="checkbox"/>	<input type="checkbox"/>	<input type="checkbox"/>	<input type="checkbox"/>	<input type="checkbox"/>	41.0#
	• Ergonomic articulation (Perfect Pivot)	Upholstered Seat	GPSCAU	<input type="checkbox"/>	<input type="checkbox"/>	<input type="checkbox"/>	<input type="checkbox"/>	<input type="checkbox"/>	44.0#
	• Height-adjusting pneumatic cylinder	Upholstered Seat/Back	GPSCAUB	<input type="checkbox"/>	<input type="checkbox"/>	<input type="checkbox"/>	<input type="checkbox"/>	<input type="checkbox"/>	46.0#
	• Base available in black, grey or polished aluminum								
GPSP									
GPSU									
GPSUB									

A B C D E F

HOW TO ORDER

Indicate the following information on order form:

- Quantity of each item.
- Model number, including options. See "How To Build a Model Number".
- Any special service required.

Note: • The indicates that a choice is required.

- The absence of the indicates that no choice is required.
- Alpha-numeric characters in place of indicate that no other alternatives are available.

HOW TO BUILD A MODEL NUMBER

Refer to color addendum at ki.com or KI Fabrics & Finishes binder.

- A** Select basic model.
- B** Select base color.
Refer to color addendum at ki.com or KI Fabrics & Finishes binder.
*Add \$84 for polished aluminum base.
- C** Select poly seat and back color.
Refer to color addendum at ki.com or KI Fabrics & Finishes binder.
- D** Select caster option.
C - Carpet casters
S - Hard floor casters
- E** Select fire code.
NFR - Compliance to TB 117-2013
FR - Compliance to TB 133

See Upholstery Information for TB133 upcharge.

- F** Select upholstery grade/color.

UPHOLSTERY INFORMATION

C.O.M. Upholstery

C.O.M. requirement for 10 chairs or less with upholstered seat or upholstered seat and back is 3/4 yard per chair of 54" wide nondirectional fabric. For orders of 11 or more with upholstered seat and back and for complete information on ordering C.O.M. see "Ordering C.O.M., C.O.V. and C.O.L." section.

California TB133 Fire Safety Code

For California Technical Bulletin 133 compliant models, add the following upcharge:
 Model=Polypropylene
 Added List Price=\$10
 Model=Upholstered Seat
 Added List Price=\$65
 Model=Upholstered Seat and Back
 Added List Price=\$93



Delivered Pricing Unupholstered	Delivered Pricing Fabric Grade 1 & C.O.M.	Delivered Pricing Fabric Grade 2	Delivered Pricing Fabric Grade 3	Delivered Pricing C.O.V.	Delivered Pricing Vinyl Group 2V	Delivered Pricing Pallas Fabric Group P0	Delivered Pricing Pallas Fabric Group P1	Delivered Pricing Pallas Fabric Group P2	Delivered Pricing Pallas Fabric Group P3	Delivered Pricing Pallas Fabric Group P4	
\$ 539	N/A	647	657	677	647	677	679	716	731	749	775
N/A	674	682	703	674	703	705	742	756	775	801	

\$ 613	N/A	720	730	752	720	752	752	789	804	822	849
N/A	748	756	780	748	780	779	816	830	849	876	

SPECIAL SERVICES

Special Carton Marking

With specially marked information N/C

Shipping

Shipped k.d. freight prepaid f.o.b. Green Bay, Wisconsin 54302 factory. Freight class #100.

Specifications and prices are subject to change without prior notice.

Impress®

General Information



Task Chair (KI62/JR39)



Sled Base Chair (KI60S)



Stool (KI63)

Features

Free-floating back	•	•
Seat slide	•	•
Back height adjustable	•	•
3 position back lock	•	•
2-1/2" thick foam cushioned seat	•	•

General Dimensions

Seat width	20-1/2"	20-1/2"	20-1/2"
Seat depth	18"	18"	18"
Seat height	17-3/4" - 22-1/4"	18"	22-1/4" - 30"
Back width	20"	20"	20"
Back height (above seat)	19-1/2" - 22-1/2"	21"	19-1/2" - 22-1/2"

Overall Dimensions

Width	26"	24"	26"
Height	37" - 45"	38-1/2"	43-1/2" - 56-1/2"



Adjustable 360° Pivot Arm (JR30)



Adjustable T-Arm (JR39)



Fixed Loop Arm (KR48)



Adjustable Loop Arm (KR72)

SPECIFICATIONS

Mechanism (KI62 and KI63)

A stamped steel dual housing forms a sturdy cradle for the seat. There are two control levers. One lever actuates the pneumatic cylinder, which adjusts the seat height with infinite selection within the range (KI62). One lever locks the chair in several positions or actuates the free-floating mode. The synchronized 2:1 free floating mode has adjustments of 8° on seat and 16° on back.

Backrest (KI62 and KI63)

The injection molded plastic board has embedded inserts for mounting. The board is covered with contoured molded high-resilient foam and upholstered with fabric. A textured black shroud covers the rear side. An easy-to-operate mechanism is installed on the back board for adjusting the back height (3").

Seat Slide (KI62 and KI63)

Double spring-loaded: side-mounted, easy-

to-use control. Adjustment range of 3.1" (18" - 21.1")

Seat (KI62 and KI63)

Constructed of a 1/2" thick, saddle shape plywood with 2-1/2" molded high-resilient foam and upholstered with fabric. The entire seat assembly is mounted to the mechanism by four screws.

Seat Height (KI62)

In addition to the standard height cylinder whose dimensions are shown above, there are two optional cylinders:
Low Height: 16-3/4" - 19-1/2"
Tall Height: 20-1/2" - 26-3/4"
To select these optional cylinders, please see the "Options" section on the following page.

Pedestal Base (KI62 and KI63)

The 26" diameter, five-blade base is made of reinforced nylon. Black only.

Carpet Casters (KI62 and KI63)

The double 55mm diameter black wheels are

molded of high-impact thermoplastic and are housed in a high impact frame. Hard floor casters are available.

Fixed Loop Arm (KR48)

Arm is black plastic.

Adjustable Loop Arm Option (KR72)

Black molded urethane armcap. Height adjustment of 2-1/2".

Adjustable T-Arm Option (JR39)

Height adjustment of 4-1/4" and width adjustment of 1-1/2" per side. Arm ships KD (same box as the chair) and must be installed on the chair (no tools required).

Adjustable 360° Pivot Arm (JR30)

Molded urethane armcap pivots 360° and locks in place. Armcap is black. 4" of height adjustment and 3" of total width adjustment.

Backrest (KI60S)

The injection molded plastic board has embedded inserts for mounting. The board

is covered with contour molded foam and upholstered with fabric. A textured black shroud covers the rear side.

Seat (KI60S)

Constructed of a 1/2" thick, saddle shape plywood with 2-1/2" contour molded high-resilient foam, and covered with upholstered fabric.

Sled Base (KI60S)

The sled base is formed from 1-1/8" diameter, 13-gauge thickness steel tubing. Black only.

Memory Foam

Double layer of foam. Molded memory foam is layered over molded, high-resiliency foam. Seat only.

INFORMATION

C.O.M. Testing and Production Requirements

Not all materials are suitable for upholster-



ing this product. A 1-1/2 yd. x 54" sample must be submitted and approved prior to acceptance of an order. If the fabric is directional in pattern or weave, the direction must be indicated on the submitted sample, and additional yardage may be requested.

Test samples must be sent to:

Impress
Attn: C.O.M. Department
1110 S. Mildred Ave
Ontario, CA 91761

Fabric Disclaimer




Fabric will be applied as swatched by the fabric manufacturer. Fabric that is required to be applied differently than is swatched will need a Special Cost Request written specifying the direction the fabric is to be applied. The posted standard lead time will apply to the Special Cost Request.

INFORMATION**Warranty**

Refer to KI Terms & Conditions document or visit ki.com

Impress®

Task Chairs and Stools

MODEL	Features	MODEL NUMBER						
		Basic Model	Memory Foam	Seat Slide	Back Panel	Fire Code	Uph. Color	Base
 <p>Impress® Task Chair - Free Float</p> <ul style="list-style-type: none"> • 2-1/2" thick foam cushioned seat • Synchronized free-floating back • Back height adjustment • Multiple-position back lock • Pedestal base available in black only • FR models (no arm and FR39 arm) require the plastic back panel to be upholstered 	No Arm	KI62/NA	<input type="checkbox"/>	SLD	<input type="checkbox"/> <input type="checkbox"/> <input type="checkbox"/> <input type="checkbox"/>	<input type="checkbox"/> <input type="checkbox"/>	<input type="checkbox"/> <input type="checkbox"/> <input type="checkbox"/> <input type="checkbox"/>	<input type="checkbox"/>
	360° Pivot Arm	KI62/JR30	<input type="checkbox"/>	SLD	<input type="checkbox"/> <input type="checkbox"/> <input type="checkbox"/> <input type="checkbox"/>	NFR	<input type="checkbox"/> <input type="checkbox"/> <input type="checkbox"/> <input type="checkbox"/>	<input type="checkbox"/>
	Adjustable T-Arm	KI62/JR39	<input type="checkbox"/>	SLD	<input type="checkbox"/> <input type="checkbox"/> <input type="checkbox"/> <input type="checkbox"/>	NFR	<input type="checkbox"/> <input type="checkbox"/> <input type="checkbox"/> <input type="checkbox"/>	<input type="checkbox"/>
	Adjustable T-Arm, Fire Retardant	KI62/FR39	<input type="checkbox"/>	SLD	DUB2	FR	<input type="checkbox"/> <input type="checkbox"/> <input type="checkbox"/> <input type="checkbox"/>	<input type="checkbox"/>
	Fixed Loop Arm	KI62/KR48	<input type="checkbox"/>	SLD	<input type="checkbox"/> <input type="checkbox"/> <input type="checkbox"/> <input type="checkbox"/>	NFR	<input type="checkbox"/> <input type="checkbox"/> <input type="checkbox"/> <input type="checkbox"/>	<input type="checkbox"/>
	Adjustable Loop Arm	KI62/KR72	<input type="checkbox"/>	SLD	<input type="checkbox"/> <input type="checkbox"/> <input type="checkbox"/> <input type="checkbox"/>	NFR	<input type="checkbox"/> <input type="checkbox"/> <input type="checkbox"/> <input type="checkbox"/>	<input type="checkbox"/>
 <p>Impress® Guest Chair - Sled Base</p> <ul style="list-style-type: none"> • 2-1/2" thick foam cushioned seat • Cantilevered sled base • Sled base available in black only • FR models (no arm and FR39 arm) require the plastic back panel to be upholstered 	No Arm	KI60S/NA	<input type="checkbox"/>		<input type="checkbox"/> <input type="checkbox"/> <input type="checkbox"/> <input type="checkbox"/>	<input type="checkbox"/> <input type="checkbox"/>	<input type="checkbox"/> <input type="checkbox"/> <input type="checkbox"/> <input type="checkbox"/>	
	Fixed Loop Arm	KI60S/KR48	<input type="checkbox"/>		<input type="checkbox"/> <input type="checkbox"/> <input type="checkbox"/> <input type="checkbox"/>	NFR	<input type="checkbox"/> <input type="checkbox"/> <input type="checkbox"/> <input type="checkbox"/>	
 <p>Impress® Stool</p> <ul style="list-style-type: none"> • 2-1/2" thick foam cushioned seat • Synchronized free-floating back • Back height adjustment • Multiple-position back lock • Pedestal base available in black only • FR models (no arm and FR39 arm) require the plastic back panel to be upholstered 	No Arm	KI63/NA	<input type="checkbox"/>	SLD	<input type="checkbox"/> <input type="checkbox"/> <input type="checkbox"/> <input type="checkbox"/>	<input type="checkbox"/> <input type="checkbox"/>	<input type="checkbox"/> <input type="checkbox"/> <input type="checkbox"/> <input type="checkbox"/>	<input type="checkbox"/>
	360° Pivot Arm	KI63/JR30	<input type="checkbox"/>	SLD	<input type="checkbox"/> <input type="checkbox"/> <input type="checkbox"/> <input type="checkbox"/>	NFR	<input type="checkbox"/> <input type="checkbox"/> <input type="checkbox"/> <input type="checkbox"/>	<input type="checkbox"/>
	Adjustable T-Arm	KI63/JR39	<input type="checkbox"/>	SLD	<input type="checkbox"/> <input type="checkbox"/> <input type="checkbox"/> <input type="checkbox"/>	NFR	<input type="checkbox"/> <input type="checkbox"/> <input type="checkbox"/> <input type="checkbox"/>	<input type="checkbox"/>
	Adjustable T-Arm, Fire Retardant	KI63/FR39	<input type="checkbox"/>	SLD	DUB2	FR	<input type="checkbox"/> <input type="checkbox"/> <input type="checkbox"/> <input type="checkbox"/>	<input type="checkbox"/>
	Fixed Loop Arm	KI63/KR48	<input type="checkbox"/>	SLD	<input type="checkbox"/> <input type="checkbox"/> <input type="checkbox"/> <input type="checkbox"/>	NFR	<input type="checkbox"/> <input type="checkbox"/> <input type="checkbox"/> <input type="checkbox"/>	<input type="checkbox"/>
	Adjustable Loop Arm	KI63/KR72	<input type="checkbox"/>	SLD	<input type="checkbox"/> <input type="checkbox"/> <input type="checkbox"/> <input type="checkbox"/>	NFR	<input type="checkbox"/> <input type="checkbox"/> <input type="checkbox"/> <input type="checkbox"/>	<input type="checkbox"/>

A **B** **C** **D** **E** **F** **G**

HOW TO ORDER

Indicate the following information on order form:

1. Quantity of each item.
2. Model number, including options. See "How To Build a Model Number".
3. Any special service required.

Note: • The indicates that a choice is required.
 • The absence of the indicates that no choice is required.
 • Alpha-numeric characters in place of indicate that no other alternatives are available.

HOW TO BUILD A MODEL NUMBER

- A** Select basic model.
- B** Select memory foam.
 - NF** - No memory foam
 - MF** - Memory foam (for seat only); add \$105
 Memory foam for seat only.
- C** Select seat option.
 - SLD** - Sliding seat
- D** Select back panel.
 - POLY** - Poly back (standard)
 - DUB2** - Upholstered back panel; add \$76
- E** Select fire code.
 - NFR** - Compliance to TB 117-2013
 - FR** - Compliance to TB 133
- F** Select upholstery grade/color. Refer to color addendum at ki.com or KI

Fabrics & Finishes binder.

- G** Select base option.
 - C** - Carpet casters
 - S** - Hard floor casters

UPHOLSTERY INFORMATION

C.O.M. Upholstery

C.O.M. requirement for 10 chairs or less with poly back is 1 yard (1-1/2 yds with memory foam) of 54" wide nondirectional fabric; upholstered or FR back, 1-1/2' yards of 54" wide nondirectional fabric. For orders of 11 or more chairs and for complete information on ordering C.O.M., see "Ordering C.O.M., C.O.V. and C.O.L." section.



Approx. Packaged Weight	Delivered Pricing Fabric Grade Soft Knit™	Delivered Pricing Fabric Grade 1 & C.O.M.	Delivered Pricing Fabric Grade 2	Delivered Pricing Fabric Grade 3	Delivered Pricing Vinyl Group 2V	Delivered Pricing Pallas Fabric Group P0	Delivered Pricing Pallas Fabric Group P1	Delivered Pricing Pallas Fabric Group P2	Delivered Pricing Pallas Fabric Group P3	Delivered Pricing Pallas Fabric Group P4	Delivered Pricing C.O.L.	Delivered Pricing Leather
42.0#	\$ 765	\$ 632	\$ 655	\$ 675	\$ 675	\$ 701	\$ 759	\$ 804	\$ 842	\$ 880	\$ 878	\$ 945
42.0#	980	847	869	889	889	918	976	1020	1057	1094	1092	1160
51.0#	916	783	803	824	824	854	913	956	990	1028	1026	1096
51.0#	1238	1107	1126	1147	1147	1176	1235	1279	1314	1350	1348	1418
51.0#	913	779	801	821	821	850	908	951	987	1026	1023	1092
51.0#	916	783	803	824	824	854	913	956	990	1028	1026	1096
37.0#	\$ 471	\$ 340	\$ 359	\$ 380	\$ 380	\$ 409	\$ 467	\$ 511	\$ 546	\$ 584	\$ 581	\$ 651
46.0#	615	486	506	526	526	554	612	657	695	728	726	798
47.0#	\$ 874	\$ 743	\$ 763	\$ 783	\$ 783	\$ 811	\$ 869	\$ 915	\$ 950	\$ 986	\$ 983	\$ 1054
55.0#	1089	957	977	998	998	1027	1086	1128	1164	1202	1199	1269
56.0#	1023	890	914	931	931	960	1019	1064	1099	1137	1134	1203
56.0#	1346	1213	1236	1255	1255	1284	1343	1387	1421	1461	1458	1525
56.0#	1020	887	911	929	929	956	1015	1060	1097	1132	1129	1199
56.0#	1023	890	914	931	931	960	1019	1064	1099	1137	1134	1203

OPTIONS

California TB133 Fire Safety Code

For California Technical Bulletin 133 compliant models, add the following upcharge:

Model=No Arm

Added List Price=\$129

FR is also available on models with the Adjustable T-arm (JR39 arm). See Models KI62/FR39 and KI63/FR39 for pricing.

When FR version is ordered, the plastic back panel is upholstered (add upcharge). For C.O.M. yardage, see "C.O.M. Upholstery" note.

OPTIONS

Optional Seat Height

The Task chair has 2 additional seat height options.

To select Low Height (16-3/4" - 19-1/2"), add CYL4 to the end of the model number.

To select Tall Height (20-1/2" - 26-3/4"), add IPCYL6SHD to the end of the model number.

Note: No additional leadtime or upcharge required.

SPECIAL SERVICES

Special Carton Marking

With specially marked information N/C

Shipping

Shipped k.d. freight prepaid f.o.b. Ontario, California 91761 factory. Freight class #125.

Specifications and prices are subject to change without prior notice.

Impress® Ultra

General Information



Highback 360° Pivot Arm Task Chair (KI78/JR30)



Midback Adj Loop Arm Task Chair (KI74/KR72)



Guest Chair (KI71S)



Stool (KI75)

Features				
Free-floating back	•	•	•	•
Seat slide	•	•	•	•
Back height adjustable		•		•
3 position back lock	•	•	•	•
2-1/2" thick foam cushioned seat	•	•	•	•
General Dimensions				
Seat width	20-1/2"	20-1/2"	20-1/2"	20-1/2"
Seat depth	18" - 19-1/2"	18" - 20-1/2"	19"	18" - 20-1/2"
Seat height	17-3/4" - 23"	17-3/4" - 23"	18"	23-1/4" - 31"
Back width	20"	20"	20"	20"
Back height (above seat)	19"	17-1/2" - 20-1/2"	22" - 24"	17-1/2" - 20-1/2"
Overall Dimensions				
Width	26"	26"	24"	26"
Height	35" - 43"	36-1/2" - 41-1/2"	42"	43" - 57"



Adjustable 360° Pivot Arm (JR30)



Adjustable T-Arm (JR39)



Fixed Loop Arm (KR48)



Adjustable Loop Arm (KR72)

SPECIFICATIONS

Mechanism (KI74, KI75 and KI78)

Stamped steel dual housing forms a sturdy cradle for the seat. There are two control levers. One lever actuates the pneumatic cylinder. One lever locks the chair at several positions or actuates the free-floating mode. The synchronized 2:1 free-floating mode has adjustments of 8° on seat and 16° on back.

Backrest (KI74, KI75, KI78 and KI71S)

Nylon with fiberglass reinforced frame. Back mesh material is polyethylene elastomeric with polyester.

Back Height (KI74 and KI75)

An easy-to-operate mechanism is installed on the back board for adjusting back height 3".

Seat Slide (KI74, KI75 and KI78)

Double spring-loaded: side-mounted, easy-to-use control. Adjustment range of 3.1" (18" - 21.1").

Seat (KI74, KI75, KI78 and KI71S)

Constructed of a 1/2" thick, saddle-shaped plywood with 2-1/2" thick, molded, high-resilient foam and upholstered. The entire seat assembly is mounted to the mechanism by 4 screws.

Seat Height (KI74 and KI78)

In addition to the standard height cylinder whose dimensions are shown above, there are two optional cylinders:
Low Height: 16-3/4" - 19-1/2"
Tall Height: 20-1/2" - 26-3/4"
To select these optional cylinders, please see the "Options" section on the following page.

Base (KI74, KI75, and KI78)

26" diameter, five-blade reinforced nylon base. Black only.

Sled Base (KI71S)

Sled shape, 1-1/8" diameter steel tube of 13-gauge steel. Black only.

Carpet Casters (KI74, KI75 and KI78)

The double 55mm diameter black wheels are molded of high-impact thermoplastic and are housed in a high-impact frame. Hard floor casters are available.

Adjustable T-Arm (JR39)

Black molded urethane armcap. 4-1/4" of height adjustment and 3" of total width adjustment. Arm ships KD (same box as the chair) and must be installed on the chair (no tools required).

Adjustable Loop Arm (KR72)

Black molded urethane armcap. Height adjustment of 2-1/2".

Adjustable 360° Pivot Arm (JR30)

Molded urethane armcap pivots 360° and locks in place. Armcap is black. 4" of height adjustment and 3" of total width adjustment.

Fixed Loop Arm (KR48)

Arm is black plastic.

Memory Foam

Double layer of foam. Molded memory foam is layered over molded, high-resiliency foam. Seat only.

Headrest (High Back)

Headrest is black leather with adjustable height and angle.

INFORMATION

C.O.M. Testing and Production Requirements

Not all materials are suitable for upholstering this product. A 1-1/2 yd. x 54" sample must be submitted and approved prior to acceptance of an order. If the fabric is directional in pattern or weave, the direction must be indicated on the submitted sample, and additional yardage may be requested.



Test sample must be sent to:

Impress@Ultra
Attn: C.O.M. Department
1110 S. Mildred Ave
Ontario, CA 91761

Fabric Disclaimer

Fabric will be applied as swatched by the fabric manufacturer. Fabric that is required to be applied differently than is swatched will need a Special Cost Request written specifying the direction the fabric is to be applied. The posted standard lead time will apply to the Special Cost Request.





INFORMATION

Warranty

Refer to KI Terms & Conditions document or visit ki.com

Impress® Ultra

Task Chairs and Stools

MODEL	Features	MODEL NUMBER						
		Basic Model	Memory Foam	Seat Slide	Headrest	Back Panel	Uph. Color	Base
 <p>Impress® Ultra Task Chair - Mid Back</p> <ul style="list-style-type: none"> • Back is black mesh • Seat slide • Back height adjustment 	No Arm	KI74/NA	<input type="checkbox"/>	SLD		BL	<input type="checkbox"/>	<input type="checkbox"/>
	360° Pivot Arm	KI74/JR30	<input type="checkbox"/>	SLD		BL	<input type="checkbox"/>	<input type="checkbox"/>
	Adjustable T-Arm	KI74/JR39	<input type="checkbox"/>	SLD		BL	<input type="checkbox"/>	<input type="checkbox"/>
	Fixed Loop Arm	KI74/KR48	<input type="checkbox"/>	SLD		BL	<input type="checkbox"/>	<input type="checkbox"/>
	Adjustable Loop Arm	KI74/KR72	<input type="checkbox"/>	SLD		BL	<input type="checkbox"/>	<input type="checkbox"/>
IMPR								
 <p>Impress® Ultra Task Chair - High Back</p> <ul style="list-style-type: none"> • Back is black mesh • Seat slide • Without back height adjustment • Headrest is black leather and adjustable 	No Arm	KI78/NA	<input type="checkbox"/>	SLD	<input type="checkbox"/>	BL	<input type="checkbox"/>	<input type="checkbox"/>
	360° Pivot Arm	KI78/JR30	<input type="checkbox"/>	SLD	<input type="checkbox"/>	BL	<input type="checkbox"/>	<input type="checkbox"/>
	Adjustable T-Arm	KI78/JR39	<input type="checkbox"/>	SLD	<input type="checkbox"/>	BL	<input type="checkbox"/>	<input type="checkbox"/>
	Fixed Loop Arm	KI78/KR48	<input type="checkbox"/>	SLD	<input type="checkbox"/>	BL	<input type="checkbox"/>	<input type="checkbox"/>
	Adjustable Loop Arm	KI78/KR72	<input type="checkbox"/>	SLD	<input type="checkbox"/>	BL	<input type="checkbox"/>	<input type="checkbox"/>
IMPR								
 <p>Impress® Ultra Task Chair - Guest</p> <ul style="list-style-type: none"> • Back is black mesh 	No Arm	KI71S/NA	<input type="checkbox"/>			BL	<input type="checkbox"/>	
	Fixed Loop Arm	KI71S/KR48	<input type="checkbox"/>			BL	<input type="checkbox"/>	
IMPR								
 <p>Impress® Ultra Stool</p> <ul style="list-style-type: none"> • Back is black mesh • Seat slide • Back height adjustment • Chrome plated 20" footring 	No Arm	KI75/NA	<input type="checkbox"/>	SLD		BL	<input type="checkbox"/>	<input type="checkbox"/>
	360° Pivot Arm	KI75/JR30	<input type="checkbox"/>	SLD		BL	<input type="checkbox"/>	<input type="checkbox"/>
	Adjustable T-Arm	KI75/JR39	<input type="checkbox"/>	SLD		BL	<input type="checkbox"/>	<input type="checkbox"/>
	Fixed Loop Arm	KI75/KR48	<input type="checkbox"/>	SLD		BL	<input type="checkbox"/>	<input type="checkbox"/>
	Adjustable Loop Arm	KI75/KR72	<input type="checkbox"/>	SLD		BL	<input type="checkbox"/>	<input type="checkbox"/>
IMPR								

A **B** **C** **D** **E** **F** **G**

HOW TO ORDER

Indicate the following information on order form:

1. Quantity of each item.
2. Model number, including options. See "How To Build a Model Number".
3. Any special service required.

Note: • The indicates that a choice is required.
 • The absence of the indicates that no choice is required.
 • Alpha-numeric characters in place of indicate that no other alternatives are available.

HOW TO BUILD A MODEL NUMBER

- A** Select basic model.
B Select memory foam.
 NF _____ - No memory foam
 MF _____ - Memory foam (for seat only); add \$106
 Memory foam for seat only.
C Select seat option.
 SLD _____ - Sliding seat
D Select headrest.
 NH _____ - No headrest (standard)
 HR _____ - Headrest; add \$157
E Select back panel.
 BL _____ - Black
F Select upholstery grade/color.
 Refer to color addendum at ki.com or KI Fabrics & Finishes binder.
G Select base option.

- C** _____ - Carpet casters
S _____ - Hard floor casters

UPHOLSTERY INFORMATION

C.O.M. Upholstery

C.O.M. requirement for less than five chairs is 1 yard (1-1/2 yds with memory foam) of 54" wide nondirectional fabric. For five or more chairs, it is 3/4 yard of 54" wide non-directional fabric. For complete information on ordering C.O.M., see "Ordering C.O.M., C.O.V. and C.O.L." section.



Approx. Packaged Weight	Delivered Pricing Fabric Grade Soft Knit™	Delivered Pricing Fabric Grade 1 & C.O.M.	Delivered Pricing Fabric Grade 2	Delivered Pricing Fabric Grade 3	Delivered Pricing Vinyl Group 2V	Delivered Pricing Pallas Fabric Group P0	Delivered Pricing Pallas Fabric Group P1	Delivered Pricing Pallas Fabric Group P2	Delivered Pricing Pallas Fabric Group P3	Delivered Pricing Pallas Fabric Group P4	Delivered Pricing Leather
46.0#	\$ 759	\$ 759	\$ 806	\$ 813	\$ 813	\$ 796	\$ 844	\$ 867	\$ 890	\$ 918	\$ 969
54.0#	979	979	1025	1032	1032	1015	1062	1085	1109	1136	1188
54.0#	914	914	958	964	964	946	993	1019	1042	1069	1121
54.0#	902	902	950	957	957	938	986	1010	1034	1061	1114
54.0#	914	914	958	964	964	946	993	1019	1042	1069	1121
54.0#	\$ 759	\$ 759	\$ 806	\$ 813	\$ 813	\$ 796	\$ 844	\$ 867	\$ 890	\$ 918	\$ 969
62.0#	979	979	1025	1032	1032	1015	1062	1085	1109	1136	1188
62.0#	914	914	958	964	964	946	993	1019	1042	1069	1121
62.0#	902	902	950	957	957	938	986	1010	1034	1061	1114
62.0#	914	914	958	964	964	946	993	1019	1042	1069	1121
37.0#	\$ 445	\$ 445	\$ 491	\$ 497	\$ 497	\$ 480	\$ 527	\$ 552	\$ 577	\$ 604	\$ 653
45.0#	588	588	636	642	642	622	670	696	719	748	798
58.0#	\$ 885	\$ 885	\$ 930	\$ 935	\$ 935	\$ 920	\$ 967	\$ 990	\$ 1016	\$ 1040	\$ 1094
66.0#	1102	1102	1148	1157	1157	1138	1187	1209	1234	1260	1311
66.0#	1035	1035	1083	1090	1090	1071	1120	1143	1167	1194	1244
66.0#	1027	1027	1073	1079	1079	1062	1109	1134	1159	1186	1236
66.0#	1035	1035	1083	1090	1090	1071	1120	1143	1167	1194	1244

OPTIONS

Optional Seat Height

The Task chair has 2 additional seat height options.

To select Low Height (16-3/4" - 19-1/2"), add CYL4 to the end of the model number.

To select Tall Height (20-1/2" - 26-3/4"), add IPCYL6SHD to the end of the model number.

Note: No additional leadtime or upcharge required.

SPECIAL SERVICES

Special Carton Marking

With specially marked information N/C

Shipping

Shipped **k.d. freight prepaid f.o.b. Ontario, California 91761** factory. Freight class #125.

Specifications and prices are subject to change without prior notice.

Kismet®

General Information



Midback Task Chair
Simple Function (KI42)



Midback Task Chair Ad-
vanced Function (KI44)



Highback Task Chair
Simple Function (KI46)



Highback Task Chair Ad-
vanced Function (KI48)



Conference Chair with
Fixed Loop Arms (KI56)

Features

Seat depth adjustable	•		•		
Seat angle adjustable		•		•	
Back height adjustable	•	•	•	•	
Back angle adjustable		•		•	
Fixed or free-floating seat and back				•	•

General Dimensions


Seat width	18"	18"	19"	19"	20"
Seat depth	18"	18"	19"	19"	20"
Seat height	16-1/2" - 21-1/2"	16-1/2" - 21-1/2"	16-1/2" - 21-1/2"	16-1/2" - 21-1/2"	16-1/2" - 21"
Back width	17"	17"	19"	19"	19"
Back height	15"	15"	17-1/2"	17-1/2"	22"

Overall Dimensions

Width	24"	24"	24"	24"	27"
Height	33" - 41"	33" - 41"	35" - 43"	35" - 43"	36-1/2" - 41"



BR2 Arm



BR5 Arm



BR56 Arm

SPECIFICATIONS

Seat (KI42, KI44)

The size of the seat is 18" wide by 18" deep. The seat is constructed of a 1/2" thick, formed plywood seat board with 2" molded foam. The foam covered seat board is upholstered with fabric. The entire seat assembly is mounted to the mechanism by 6 screws. A textured black plastic shroud attaches to the bottom of the seat. Model KI42 has an integral seat depth adjustment knob is attached to the underside of the mechanism, which allows the seat depth to be adjusted from 18" to 20". On model KI44, the seat depth cannot be adjusted.

Seat (KI46, KI47, KI48, KI48S)

The size of the seat is 19" wide by 19" deep. The seat is constructed of a 1/2" thick, formed plywood seat board with 2" molded foam. The foam covered seat board is upholstered with fabric. The entire seat assembly is mounted to the mechanism by 6 screws. A textured black plastic shroud attaches to the bottom of the seat. Models KI46, KI47 and KI48S, have an integral seat depth adjustment knob is attached to the underside of the mechanism, which allows

the seat depth to be adjusted from 19" to 21". On model KI48, the seat depth cannot be adjusted.

Seat (KI56)

The size of the seat is 20" wide by 20" deep. The seat is constructed of a 1/2" thick, 6-ply heavy-duty veneer board with 2-1/2" molded foam. The foam covered seat board is upholstered with fabric. The entire seat assembly is mounted to the mechanism by 4 screws.

Backrest (KI42 and KI44)

The size of the backrest is 17" wide by 15" high. The backrest has the same basic construction as the seat. In addition, the backrest is mounted onto a pivot joint at one end of the upright that provides the pivot function of the backrest. The height of the backrest can be adjusted in a 3" range by a height adjustment knob.

Backrest (KI46, KI47, KI48 and KI48S)

The size of the backrest is 19" wide by 17-1/2" high. The backrest has the same basic construction as the seat. The back also includes an adjustment knob that allows the backrest to be raised or lowered 3" vertically along the J-bar; KI48 has a 3-1/2" range. In addition, the backrest is mounted onto a

pivot joint providing pivot function of the backrest.

Backrest (KI56)

The size of the backrest is 19" wide by 22" high. The back is constructed of a 1/2" thick, 6-ply veneer board with 2-1/2" molded foam. The foam covered back board is upholstered with fabric.

T-Nut

All the T-nuts used in the plywood are rivet type to prevent their popping-off from the plywood.

Mechanism (KI42, KI46, and KI47)

A stamped and welded steel housing forms a sturdy cradle for the seat. A lever actuates the pneumatic cylinder, which adjusts the seat height from 16-1/2" to 21-1/2" with infinite selection within the range; KI47's range is 23" to 33".

Mechanism (KI44)

A stamped and welded steel housing forms a sturdy cradle for the seat. A lever actuates the pneumatic cylinder, which adjusts the seat height from 16-1/2" to 21-1/2" with infinite selection within the range. Another lever controls the tilting angles of both the

seat and the back. Two sets of brake plates independently hold the seat and back at desired angles when the lever is released. The seat has 10° of angle adjustment. The back has 20° of angle adjustment.

Mechanism (KI48)

A stamped and welded steel housing forms a sturdy cradle for the seat. There are three control levers. One lever actuates the pneumatic cylinder, which adjusts the seat height from 16-1/2" to 21-1/2" with infinite selection within the range. One lever adjusts the tilting angle of the seat, or sets the seat in free-floating mode. One lever adjusts the tilting angle of the back, or sets the back in free-floating mode. The seat has 10° of angle adjustment. The back has 20° of angle adjustment.

Mechanism (KI56)

A stamped and welded steel housing forms a sturdy cradle for the seat. A lever actuates the pneumatic cylinder, which adjusts the seat height from 16-1/2" to 21" with infinite selection within the range. That same lever can also lock the back in an upright position. There is a tension knob beneath the seat which adjusts the amount of tension in the


**Highback Stool
(KI47)**

**Highback Guest Chair
(KI48S)**

**Width Adjustable Loop Arm
(BR2 - Arms Only)**

**Height and Width Adjustable
T-Arm (BR5 -Arms Only)**

Features		
Seat depth adjustable	•	•
Back height adjustable	•	•
Width adjustable arms		•
Height adjustable arms		•
General Dimensions		
Seat width	19"	19"
Seat depth	19"	19"
Seat height	23" - 33"	18"
Back width	19"	19"
Back height	17-1/2"	17-1/2"
Overall Dimensions		
Width	25"	20"
Height	42" - 55"	37" - 39"

"rocking" seat. The seat and back articulate in a 1:1 ratio (no independent back flex).

Hardware

All the hardware is metric threaded. Screws and bolts are treated with self-locking material to prevent their backing-out.

Base (KI42, KI44, KI46 and KI48)

The 24" diameter, five-blade black base is molded from reinforced nylon. A telescoping cylinder shroud conceals pneumatic cylinder.

Base (KI47)

The 25" diameter, five-blade black base is made of steel tubing with decorative plastic cover on top. A telescoping cylinder shroud conceals the pneumatic cylinder.

Base (KI48S)

The sled base is formed from 1-1/8" diameter, 2.2mm thickness steel tubing with black powder coat finish. Long stem front glides are standard.

Base (KI56)

The 27" diameter, five-blade black base is made of reinforced nylon.

Footring

The 20" black, reinforced nylon footring can be set at proper height by tightening a knob. Chrome finish, steel tube footring optional.

Carpet Casters

The dual 50mm diameter (55mm for KI56) black wheels are molded of high-impact thermoplastic and are housed in a high-impact plastic frame. Carpet and hard floor casters are available.

Optional Arm Kits (Black Only)

An E-bracket mounted under the seat accepts both the left and right arms. The arm frame can slide in and out of the E-bracket for proper seating width adjustment.

Loop Arm (BR2)

1-1/4" each side width adjustable arms.

T-Arm (BR5)

1-1/4" each side width and 2-1/2" height adjustable T-arms.

Loop Arm (KI56)

Arms are black loop arms of molded urethane. The arms are structural elements linking the seat and back. Armless chairs are not available.

INFORMATION

C.O.M. Testing and Production Requirements

Not all materials are suitable for upholstering this product. A 1 yd. x 54" sample must be submitted and approved prior to acceptance of an order. If the fabric is directional in pattern or weave, the direction must be indicated on the submitted sample, and additional yardage may be requested.

Test samples must be sent to:

Kismet®
 Attn: C.O.M. Department
 1110 S. Mildred Ave.
 Ontario, CA 91761

Fabric Disclaimer

Fabric will be applied as swatched by the fabric manufacturer. Fabric that is required to be applied differently than is swatched will need a Special Cost Request written specifying the direction the fabric is to be applied. The posted standard lead time will apply to the Special Cost Request.



INFORMATION

Warranty

Refer to KI Terms & Conditions document or visit ki.com

Kismet®

Task, Stool, Guest Chairs

	MODEL	Features	MODEL NUMBER			Approx. Packaged Weight	Delivered Pricing Fabric Grade 1 & C.O.M.
			Basic Model	Upholstery Color	Base		
	Midback Task Chair, Simple Function • Swivel seat • Back height adjustment • Seat depth adjustment • T-arm or loop arm option • Pedestal base available in black only	No Arm	KI42/NA	<input type="checkbox"/> <input type="checkbox"/> <input type="checkbox"/> <input type="checkbox"/> <input type="checkbox"/>	<input type="checkbox"/>	30.0#	\$ 320
		Loop Arm	KI42/BR2	<input type="checkbox"/> <input type="checkbox"/> <input type="checkbox"/> <input type="checkbox"/> <input type="checkbox"/>	<input type="checkbox"/>	30.0#	386
		T-Arm	KI42/BR5	<input type="checkbox"/> <input type="checkbox"/> <input type="checkbox"/> <input type="checkbox"/> <input type="checkbox"/>	<input type="checkbox"/>	30.0#	402
KISM							
	Midback Task Chair, Advanced Function • Back angle adjusts • Seat angle adjusts • Back height adjustment • T-arm or loop arm option • Pedestal base available in black only	No Arm	KI44/NA	<input type="checkbox"/> <input type="checkbox"/> <input type="checkbox"/> <input type="checkbox"/> <input type="checkbox"/>	<input type="checkbox"/>	34.0#	\$ 379
		Loop Arm	KI44/BR2	<input type="checkbox"/> <input type="checkbox"/> <input type="checkbox"/> <input type="checkbox"/> <input type="checkbox"/>	<input type="checkbox"/>	34.0#	444
		T-Arm	KI44/BR5	<input type="checkbox"/> <input type="checkbox"/> <input type="checkbox"/> <input type="checkbox"/> <input type="checkbox"/>	<input type="checkbox"/>	34.0#	459
KISM							

A **B** **C**

HOW TO ORDER

Indicate the following information on order form:

- Quantity of each item.
- Model number, including options. See "How To Build a Model Number".
- Any special service required.

Note: • The indicates that a choice is required.

- The absence of the indicates that no choice is required.
- Alpha-numeric characters in place of indicate that no other alternatives are available.

HOW TO BUILD A MODEL NUMBER

- A** Select basic model.
- B** Select upholstery grade/color. Refer to color addendum at ki.com or KI Fabrics & Finishes binder.
- C** Select base option.

C	- Carpet casters
S	- Hard floor casters

UPHOLSTERY INFORMATION

C.O.M. Upholstery
 C.O.M. requirement 1 yard of 54" wide non-directional fabric. For complete information on ordering C.O.M., see "Ordering C.O.M., C.O.V. and C.O.L." section.



Delivered Pricing Fabric Grade 2	Delivered Pricing Fabric Grade 3	Delivered Pricing Vinyl Group 2V	Delivered Pricing Pallas Fabric Group P0	Delivered Pricing Pallas Fabric Group P1	Delivered Pricing Pallas Fabric Group P2	Delivered Pricing Pallas Fabric Group P3	Delivered Pricing Pallas Fabric Group P4
\$ 331	\$ 339	\$ 339	\$ 379	\$ 438	\$ 461	\$ 490	\$ 518
399	406	406	444	504	530	555	586
410	420	420	458	517	540	570	600
\$ 387	\$ 402	\$ 402	\$ 436	\$ 496	\$ 520	\$ 549	\$ 580
455	466	466	499	558	586	613	644
467	480	480	516	575	600	626	654

SPECIAL SERVICES

Special Carton Marking

With specially marked information N/C



Shipping

Shipped **k.d. freight prepaid f.o.b. Ontario, California 91761** factory.
Freight class #125.

Specifications and prices are subject to change without prior notice.

Kismet®

Task, Stool, Guest Chairs

	MODEL	Features	MODEL NUMBER			Approx. Packaged Weight	Delivered Pricing Fabric Grade 1 & C.O.M.
			Basic Model	Upholstery Color	Base		
	Highback Task Chair, Simple Function • Swivel seat • Back height adjustment • Seat depth adjustment • T-arm or loop arm option • Pedestal base available in black only	No Arm	KI46/NA	<input type="checkbox"/> <input type="checkbox"/> <input type="checkbox"/> <input type="checkbox"/>	<input type="checkbox"/>	35.0#	\$ 350
		Loop Arm	KI46/BR2	<input type="checkbox"/> <input type="checkbox"/> <input type="checkbox"/> <input type="checkbox"/>	<input type="checkbox"/>	35.0#	417
		T-Arm	KI46/BR5	<input type="checkbox"/> <input type="checkbox"/> <input type="checkbox"/> <input type="checkbox"/>	<input type="checkbox"/>	35.0#	428
KISM							
	Highback Task Chair, Advanced Function • Back angle adjusts • Seat angle adjusts • Back height adjustment • T-arm or loop arm option • Fixed or free-floating seat and back • Pedestal base available in black only	No Arm	KI48/NA	<input type="checkbox"/> <input type="checkbox"/> <input type="checkbox"/> <input type="checkbox"/>	<input type="checkbox"/>	40.0#	\$ 469
		Loop Arm	KI48/BR2	<input type="checkbox"/> <input type="checkbox"/> <input type="checkbox"/> <input type="checkbox"/>	<input type="checkbox"/>	40.0#	536
		T-Arm	KI48/BR5	<input type="checkbox"/> <input type="checkbox"/> <input type="checkbox"/> <input type="checkbox"/>	<input type="checkbox"/>	40.0#	550
KISM							

A

B

C

HOW TO ORDER

Indicate the following information on order form:

- Quantity of each item.
- Model number, including options. See "How To Build a Model Number".
- Any special service required.

Note: • The indicates that a choice is required.

- The absence of the indicates that no choice is required.
- Alpha-numeric characters in place of indicate that no other alternatives are available.

HOW TO BUILD A MODEL NUMBER

- A** Select basic model.
- B** Select upholstery grade/color. Refer to color addendum at ki.com or KI Fabrics & Finishes binder.
- C** Select base option.

C - Carpet casters
S - Hard floor casters

UPHOLSTERY INFORMATION

C.O.M. Upholstery

C.O.M. requirement 1 yard of 54" wide non-directional fabric. For complete information on ordering C.O.M., see "Ordering C.O.M., C.O.V. and C.O.L." section.



Delivered Pricing Fabric Grade 2	Delivered Pricing Fabric Grade 3	Delivered Pricing Vinyl Group 2V	Delivered Pricing Pallas Fabric Group P0	Delivered Pricing Pallas Fabric Group P1	Delivered Pricing Pallas Fabric Group P2	Delivered Pricing Pallas Fabric Group P3	Delivered Pricing Pallas Fabric Group P4
\$ 360	\$ 370	\$ 370	\$ 404	\$ 464	\$ 489	\$ 518	\$ 545
427	437	437	474	533	554	586	611
441	447	447	485	545	568	600	625
\$ 482	\$ 490	\$ 490	\$ 527	\$ 586	\$ 609	\$ 641	\$ 669
548	554	554	591	651	676	707	732
560	570	570	607	666	690	721	749

SPECIAL SERVICES

Special Carton Marking

With specially marked information N/C


Shipping

Shipped **k.d. freight prepaid f.o.b. Ontario, California 91761** factory.
Freight class #125.

Specifications and prices are subject to change without prior notice.

Kismet®

Task, Stool, Guest Chairs

MODEL	Features	MODEL NUMBER			Approx. Packaged Weight	Delivered Pricing Fabric Grade 1 & C.O.M.
		Basic Model	Upholstery Color	Base		
 <p>Conference Chair • Swivel/tilt</p>	Loop Arm	KI56/BR6	<input type="checkbox"/> <input type="checkbox"/> <input type="checkbox"/> <input type="checkbox"/> <input type="checkbox"/>	<input type="checkbox"/>	50.0#	\$ 478

A **B** **C**

KISM

HOW TO ORDER

Indicate the following information on order form:

- Quantity of each item.
- Model number, including options. See "How To Build a Model Number".
- Any special service required.

Note: • The indicates that a choice is required.

- The absence of the indicates that no choice is required.
- Alpha-numeric characters in place of indicate that no other alternatives are available.

HOW TO BUILD A MODEL NUMBER

- A** Select basic model.
- B** Select upholstery grade/color. Refer to color addendum at ki.com or KI Fabrics & Finishes binder.
- C** Select base option.

C	- Carpet casters
S	- Hard floor casters

UPHOLSTERY INFORMATION

C.O.M. Upholstery
C.O.M. requirement 1-1/2 yard of 54" wide nondirectional fabric. For complete information on ordering C.O.M., see "Ordering C.O.M., C.O.V. and C.O.L." section.



Delivered Pricing Fabric Grade 2	Delivered Pricing Fabric Grade 3	Delivered Pricing Vinyl Group 2V	Delivered Pricing Pallas Fabric Group P0	Delivered Pricing Pallas Fabric Group P1	Delivered Pricing Pallas Fabric Group P2	Delivered Pricing Pallas Fabric Group P3	Delivered Pricing Pallas Fabric Group P4
\$ 495	\$ 507	\$ 507	\$ 591	\$ 651	\$ 686	\$ 732	\$ 772

SPECIAL SERVICES

Special Carton Marking

With specially marked information N/C



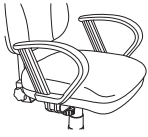

Shipping

Shipped **k.d. freight prepaid f.o.b. Ontario, California 91761** factory. Freight class #125.

Specifications and prices are subject to change without prior notice.

Kismet®

Task, Stool, Guest Chairs

	MODEL	Features	MODEL NUMBER			Approx. Packaged Weight	Delivered Pricing Unupholstered	
			Basic Model	Upholstery Color	Base			
	Highback Stool • Swivel seat • Back height adjustment • Seat depth adjustment • Seat height from 23"-33" • T-arm or loop arm option • Pedestal base available in black only	No Arm, Plastic Footring	KI47/NA/PL	<input type="checkbox"/> <input type="checkbox"/> <input type="checkbox"/> <input type="checkbox"/> <input type="checkbox"/>	<input type="checkbox"/>	39.0#	N/A	
		No Arm, Chrome Footring	KI47/NA/CH	<input type="checkbox"/> <input type="checkbox"/> <input type="checkbox"/> <input type="checkbox"/> <input type="checkbox"/>	<input type="checkbox"/>	39.0#	N/A	
		Loop Arm, Plastic Footring	KI47/BR2/PL	<input type="checkbox"/> <input type="checkbox"/> <input type="checkbox"/> <input type="checkbox"/> <input type="checkbox"/>	<input type="checkbox"/>	39.0#	N/A	
		Loop Arm, Chrome Footring	KI47/BR2/CH	<input type="checkbox"/> <input type="checkbox"/> <input type="checkbox"/> <input type="checkbox"/> <input type="checkbox"/>	<input type="checkbox"/>	39.0#	N/A	
		T-Arm, Plastic Footring	KI47/BR5/PL	<input type="checkbox"/> <input type="checkbox"/> <input type="checkbox"/> <input type="checkbox"/> <input type="checkbox"/>	<input type="checkbox"/>	39.0#	N/A	
		T-Arm, Chrome Footring	KI47/BR5/CH	<input type="checkbox"/> <input type="checkbox"/> <input type="checkbox"/> <input type="checkbox"/> <input type="checkbox"/>	<input type="checkbox"/>	39.0#	N/A	
KISM								
	Highback Guest Chair • Back height adjustment • Seat depth adjustment • Cantilevered sled base • Front glides standard • T-arm or loop arm option • Pedestal base available in black only	No Arm	KI48S/NA	<input type="checkbox"/> <input type="checkbox"/> <input type="checkbox"/> <input type="checkbox"/> <input type="checkbox"/>		30.0#	N/A	
		Loop Arm	KI48S/BR2	<input type="checkbox"/> <input type="checkbox"/> <input type="checkbox"/> <input type="checkbox"/> <input type="checkbox"/>		30.0#	N/A	
		T-Arm	KI48S/BR5	<input type="checkbox"/> <input type="checkbox"/> <input type="checkbox"/> <input type="checkbox"/> <input type="checkbox"/>		30.0#	N/A	
KISM								
	Loop Arms (Arms Only) • 2-1/2" width range • Available on all chairs • Black only • Set of two		BR2			5.0#	\$ 69	
HRDPT								
	T-Arms (Arms Only) • 2-1/2" height range • 2-1/2" width range • Available on all chairs • Black only • Set of two		BR5			5.0#	\$ 81	
HRDPT								

A **B** **C**

HOW TO ORDER

Indicate the following information on order form:

- Quantity of each item.
- Model number, including options. See "How To Build a Model Number".
- Any special service required.

Note: • The indicates that a choice is required.

- The absence of the indicates that no choice is required.
- Alpha-numeric characters in place of indicate that no other alternatives are available.

HOW TO BUILD A MODEL NUMBER

- A** Select basic model.
- B** Select upholstery grade/color.
Refer to color addendum at ki.com or KI Fabrics & Finishes binder.
- C** Select base option.

C	- Carpet casters
S	- Hard floor casters

UPHOLSTERY INFORMATION

C.O.M. Upholstery
 C.O.M. requirement 1 yard of 54" wide non-directional fabric. For complete information on ordering C.O.M., see "Ordering C.O.M., C.O.V. and C.O.L." section.



Delivered Pricing Fabric Grade 1 & C.O.M.	Delivered Pricing Fabric Grade 2	Delivered Pricing Fabric Grade 3	Delivered Pricing Vinyl Group 2V	Delivered Pricing Pallas Fabric Group P0	Delivered Pricing Pallas Fabric Group P1	Delivered Pricing Pallas Fabric Group P2	Delivered Pricing Pallas Fabric Group P3	Delivered Pricing Pallas Fabric Group P4
\$ 442	\$ 454	\$ 462	\$ 462	\$ 499	\$ 558	\$ 583	\$ 611	\$ 641
495	505	512	512	551	611	636	664	694
506	518	530	530	566	625	648	677	707
558	572	582	582	617	677	699	730	759
521	534	542	542	581	641	660	694	721
576	586	595	595	635	694	714	743	773
\$ 314	\$ 323	\$ 332	\$ 332	\$ 369	\$ 428	\$ 454	\$ 483	\$ 509
380	393	400	400	436	496	520	550	580
395	404	412	412	447	507	534	561	590

SPECIAL SERVICES

Special Carton Marking

With specially marked information N/C

Shipping

Shipped **k. d. freight prepaid f.o.b. Ontario, California 91761** factory.
Freight class #125.

Specifications and prices are subject to change without prior notice.

Mesa™

General Information



Mid Back Swivel Tilt

High Back Swivel Tilt

Overall Dimensions		
Width	26-1/2"	26-1/2"
Depth	25-1/2"	25-1/2"
Height	38"	45"



2 Base - Polished aluminum with black hooded casters.



4 Base - Matte black understructure, bullnose edge wood caps with black hooded casters.



8 Base - Matte black understructure, grooved edge wood caps with black hooded casters.



9 Base - Matte black with black hooded casters.

SPECIFICATIONS

Complimentary Furniture

The following lounge collections offer complimentary furniture that creates continuity and a cohesive look throughout a facility. These complimentary pieces can be found in other sections of the KI price list.

MESA - Mesa™ Lounge Seating

QUATRO - Quatro™ Guest Seating

UPHOLSTERY INFORMATION

C.O.M. Fabric

For C.O.M. fabric sent to KI-High Point on multiple rolls, add an additional yard of fabric per roll to the yardage requirements. Multiple rolls have shorter pieces of fabric on them and do not allow nesting and stacking of the fabric to achieve the best yield as is done with one large roll. This results in yardage shortages and requests for additional fabric from the client, which can hold up

the order. For each roll that is sent, one yard needs to be added and needs to be added to one of the rolls, not separately.

Fabric Disclaimer

Fabric will be applied as swatched by the fabric manufacturer. Fabric that is required to be applied differently than is swatched will need a Special Cost Request written specifying the direction the fabric is to be applied. The posted standard lead time will apply to the Special Cost Request.

FINISH INFORMATION

SPECIAL FINISH MATCHES

KI can match special finish requests at an upcharge of \$68 List per item, up to 12 or a maximum charge of \$818 List per order per color. Special finish requests must be sent to your KI customer service representative.

Upon receipt from KI, the finishing department will prepare a "strike-off" which will be sent to the customer for approval.

The approval form accompanying the strike-off should be faxed to your KI customer service representative. Upon receipt of the signed approval form, KI will proceed with the order. Disapproved samples may be sent back to KI directly with an explanation of disapproval. A Special Finish Number (SFN) will be assigned to this finish sample for future reference or reorders



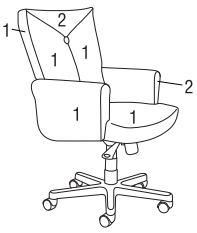
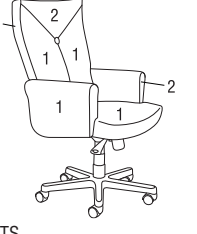
INFORMATION

Warranty

Refer to KI Terms & Conditions document or visit ki.com

Mesa™

Task Chairs

			MODEL NUMBER							Approx. Packaged Weight
Features	COM	Basic Model	Non-Contrast or Fabric Contrast 1	Fabric Contrast 2	Lift	Button Option	Fire Code	Wood Finish		
 <p>MSTS Mid Back Swivel Tilt Chair</p> <ul style="list-style-type: none"> • 1 = Body (Fabric Contrast 1) C.O.M. = 2.5 yd • 2 = Top back panel, arm panels and button (Fabric Contrast 2) C.O.M. = .75 yd 	2 Base, Non-contrast	2.5 yd	7225/2/NC	□□□□		□□□□	□□□	□□□		75.0#
	2 Base, Contrast		7225/2/FC	□□□□	□□□□	□□□□	□□□	□□□		75.0#
	4 Base, Non-contrast	2.5 yd	7225/4/NC	□□□□		□□□□	□□□	□□□	□□□	75.0#
	4 Base, Contrast		7225/4/FC	□□□□	□□□□	□□□□	□□□	□□□	□□□	75.0#
	8 Base, Non-contrast	2.5 yd	7225/8/NC	□□□□		□□□□	□□□	□□□	□□□	75.0#
	8 Base, Contrast		7225/8/FC	□□□□	□□□□	□□□□	□□□	□□□	□□□	75.0#
	9 Base, Non-contrast	2.5 yd	7225/9/NC	□□□□		□□□□	□□□	□□□		75.0#
	9 Base, Contrast		7225/9/FC	□□□□	□□□□	□□□□	□□□	□□□		75.0#
	A B C D E F G									
 <p>MSTS High Back Swivel Tilt Chair</p> <ul style="list-style-type: none"> • 1 = Body (Fabric Contrast 1) C.O.M. = 3 yd • 2 = Top back panel, arm panels and button (Fabric Contrast 2) C.O.M. = .75 yd 	2 Base, Non-contrast	3 yd	7226/2/NC	□□□□		□□□□	□□□	□□□		80.0#
	2 Base, Contrast		7226/2/FC	□□□□	□□□□	□□□□	□□□	□□□		80.0#
	4 Base, Non-contrast	3 yd	7226/4/NC	□□□□		□□□□	□□□	□□□	□□□	80.0#
	4 Base, Contrast		7226/4/FC	□□□□	□□□□	□□□□	□□□	□□□	□□□	80.0#
	8 Base, Non-contrast	3 yd	7226/8/NC	□□□□		□□□□	□□□	□□□	□□□	80.0#
	8 Base, Contrast		7226/8/FC	□□□□	□□□□	□□□□	□□□	□□□	□□□	80.0#
	9 Base, Non-contrast	3 yd	7226/9/NC	□□□□		□□□□	□□□	□□□		80.0#
	9 Base, Contrast		7226/9/FC	□□□□	□□□□	□□□□	□□□	□□□		80.0#
	A B C D E F G									

HOW TO ORDER

Indicate the following information on order form:

- Quantity of each item.
- Model number, including options. See "How To Build a Model Number".
- Any special service required.

Note: • The □ indicates that a choice is required.

- The absence of the □ indicates that no choice is required.
- Alpha-numeric characters in place of □ indicate that no other alternatives are available.

HOW TO BUILD A MODEL NUMBER

- A** Select basic model.
- B** Select non-contrast or fabric contrast 1. Refer to color addendum at ki.com or KI Fabrics & Finishes binder.
- C** Select fabric contrast 2. Refer to color addendum at ki.com or KI Fabrics & Finishes binder.
- D** Select lift option.
 - STD** - Standard tilt/gas lift
 - KTGL** - Knee tilt/gas lift; add \$124
- E** Select button option.
 - NBT** - No button
 - UB** - Upholstered (standard)
 - WBT** - Wood, finish to match legs
- F** Select fire code.
 - NFR** - Compliance to TB 117-2013
 - FR** - Compliance to TB 133
 See pricing column for TB133 upcharge.

No button option for TB133.

- G** Select wood finish color. Refer to color addendum at ki.com or KI Fabrics & Finishes binder.

KENSINGTON MAPLE UPCHARGE

Kensington Maple requires extended leadtimes.

Model	Price	Model	Price
7225/4	\$63	7225/4/FC	\$63
7225/8	\$63	7225/8/FC	\$63
7226/4	\$63	7226/4/FC	\$63
7226/8	\$63	7226/8/FC	\$63

Wood Button \$5



Grade C.O.M.	Grade C	Grade D	Grade E & C.O.L.	Grade F	Grade G	Grade H	Grade I	Grade J	Grade K	Grade L Leather	Grade M Leather	TB133 add to list price
\$ 1411	\$ 1433	\$ 1475	\$ 1520	\$ 1553	\$ 1618	\$ 1685	\$ 1813	\$ 1976	\$ 2140	\$ 2302	\$ 2629	\$ 296
1467	1492	1533	1579	1613	1677	1743	1872	2034	2199	2360	2688	296
1411	1433	1475	1520	1553	1618	1685	1813	1976	2140	2302	2629	296
1467	1492	1533	1579	1613	1677	1743	1872	2034	2199	2360	2688	296
1411	1433	1475	1520	1553	1618	1685	1813	1976	2140	2302	2629	296
1467	1492	1533	1579	1613	1677	1743	1872	2034	2199	2360	2688	296
1260	1279	1319	1368	1402	1466	1534	1664	1824	1987	2150	2477	296
1317	1337	1377	1428	1458	1526	1591	1721	1883	2045	2208	2536	296
\$ 1488	\$ 1481	\$ 1523	\$ 1578	\$ 1610	\$ 1683	\$ 1754	\$ 1894	\$ 2065	\$ 2241	\$ 2414	\$ 2763	\$ 322
1546	1569	1613	1665	1701	1772	1845	1987	2162	2342	2520	2877	322
1488	1481	1523	1578	1610	1683	1754	1894	2065	2241	2414	2763	322
1546	1569	1613	1665	1701	1772	1845	1987	2162	2342	2520	2877	322
1488	1481	1523	1578	1610	1683	1754	1894	2065	2241	2414	2763	322
1546	1569	1613	1665	1701	1772	1845	1987	2162	2342	2520	2877	322
1329	1356	1395	1446	1486	1555	1625	1769	1943	2120	2297	2651	322
1387	1412	1453	1505	1542	1615	1684	1827	1999	2180	2356	2710	322

INFORMATION

C.O.M. Requirements

C.O.M. yardage requirements listed above are based on plain goods 54" wide. If less than 54" wide or fabrics requiring matching (stripes, plaids, prints, large patterns), additional yardage will be needed. Consult C.O.M. matrix for additional yardage needed. For C.O.M. fabric sent to KI-High Point on multiple rolls, add an additional yard of fabric per roll to the yardage requirements.

C.O.L. Requirements

Figure 18 sq. ft. of leather (C.O.L.) for each yard shown (i.e., 4.75 x 18 = 85.5 sq. ft).

Contrasting Upholstery

When contrasting fabric is chosen, price at highest in-grade.

Contrasting Upholstery

Button covered in same upholstery is standard. Wood button available, no charge. Wood button will be finished to match legs.

When contrasting fabric is chosen, price at highest in-grade.

California TB133 Fire Safety Code

The above seating products can be manufactured using the appropriate flame-retardant materials and fabric selections for compliance to California Technical Bulletin 133. Please contact KI customer service for fabric compliance.

Construction

Frames of laminated plywood kiln-fired hardwood. Cushioning of multiple densities of polyurethane foam and Dacron fiber. Gas lift with tilt lock is standard.

OPTIONS

Base Options

- 2 Base Polished aluminum with black hooded casters.
- 4 Base Matte black understructure, bullnose edge wood caps with black hooded casters.
- 8 Base Matte black understructure, grooved edge wood caps with black hooded casters.
- 9 Base Matte black with black hooded casters.

Specify base style number when ordering.

SPECIAL SERVICES

Special Carton Marking

With specially marked information N/C

Shipping

Shipped assembled freight prepaid f.o.b. High Point, North Carolina 27263 factory. Freight class #150.

Specifications and prices are subject to change without prior notice.



Pilot Armless Chair (KI88/NA)



Pilot Task Loop Arm Chair (KI88/KR48)



Pilot Task T-Arm Chair (KI88/KR300)

Features			
Adjustable back angle	•	•	•
Extra wide seat	•	•	•
Seat depth adjustment	•	•	•
Back height adjustment	•	•	•
Warranted to 400 lbs & 24/7 use	•	•	•
General Dimensions			
Seat width	24"	24"	24"
Seat depth	17" - 19-1/2"	17" - 19-1/2"	17" - 19-1/2"
Seat height	18" - 23"	18" - 23"	18" - 23"
Back width	23-1/2"	23-1/2"	23-1/2"
Back height from seat	25"	25"	25"
Overall Dimensions			
Width	27"	27"	31-1/2"
Depth	27"	27"	27"
Height	43" - 52"	43" - 52"	43" - 52"

SPECIFICATIONS

Seat

Seat is constructed of 5/8" thick, 10-ply plywood with one solid steel reinforcement plate that spans from seat edge to seat edge and 3.75" thick molded foam. The steel reinforcement plate has welded steel t-nuts for arms and mechanism. The contoured molded foam-covered board is upholstered with fabric. The front edge of the seat has a waterfall design. The seat is attached to a seat mechanism with four 5/16" screws into steel welded t-nuts.

An integral seat slide is attached to the under side of the seat board which allows the seat depth to be adjusted from 17" to 19-1/2". A black dust cover fabric shrouds the seat slide. The seat slide assembly is mounted to steel attachment brackets in the mechanism and seat plate that allow the seat to slide in and out.

Seat Mechanism

Chair features infinitely locking back angle, and tilt rocking.

Pneumatic Height Adjustment

Chair features pneumatic seat height adjustment from 18" to 23".

Backrest (vertically adjustable)

Backrest is constructed of 1/2" thick 9-ply plywood and 2-1/2" body-contoured molded foam. The outer back shell is upholstered plywood. The backrest is attached to a five-position ratcheting mechanism that provides 4" of vertical adjustment along a 1/4" thick x 4" wide high-strength steel J-bar. The J-bar is fastened directly to the seat mechanism with three 5/16" bolts.

Base

Extra-wide 27" five-blade base constructed of heavy-duty composite. The center of the base has a patented non-slip ring where the pneumatic cylinder is mounted. A telescoping cylinder shroud conceals the heavy-duty

pneumatic cylinder.

Casters

Heavy-duty 55mm diameter double wheels are molded of high-impact plastic with steel stud.

Loop Armrests

Main armrest support is made of 1/4" thick by 2-1/4" wide bent steel constructions. Armrests are attached to a solid steel reinforcement plate that spans from side to side and which is mounted to the seat board for increased arm strength. Armrest pads are self-skinning soft urethane material with steel inner structures. Loop arms are fixed height.

T-Arms

Adjustable, heavy-duty arms have 2-3/4" vertical travel (from approximately 10" - 12-3/4" above the seat). There is 1-1/4" of width adjustment per side or 2-1/2" width adjustment total.

INFORMATION

C.O.M. Testing and Production Requirements

Not all materials are suitable for upholstering this product. A 2-1/2 yd x 54" sample must be submitted and approved prior to acceptance of an order. If the fabric is directional in pattern or weave, the direction must be indicated on the submitted sample, and additional yardage maybe requested.

Test samples must be sent to:

Pilot
Attn: C.O.M. Department
1110 S. Mildred Ave.
Ontario, CA 91761

Fabric Disclaimer

Fabric will be applied as swatched by the fabric manufacturer. Fabric that is required to be applied differently than is swatched will need a Special Cost Request written specifying the direction the fabric is to be applied.



The posted standard lead time will apply to the Special Cost Request.

Assembly

Ship knocked-down (KD). Minimal assembly required.


INFORMATION

Warranty

Refer to KI Terms & Conditions document or visit ki.com

Pilot®

Task Chairs

MODEL	Features	MODEL NUMBER			Approx. Packaged Weight	Delivered Pricing Fabric Grade 1 & C.O.M.	Delivered Pricing Fabric Grade 2
		Basic Model	Base	Upholstery Color			
 <p>PILOT</p>	Pilot Chair	No Arm	<input type="checkbox"/>	□□□□□	68.0#	\$ 1336	\$ 1355
	• Oversized seat and back	Loop Arm	<input type="checkbox"/>	□□□□□	80.0#	1477	1497
	• Extra cushioning	T-Arm	<input type="checkbox"/>	□□□□□	80.0#	1512	1532
	• Back height and seat depth adjustment						
	• Pedestal base available in black only						

A **B** **C**

HOW TO ORDER

Indicate the following information on order form:

- Quantity of each item.
- Model number, including options. See "How To Build a Model Number".
- Any special service required.

Note:

- The indicates that a choice is required.
- The absence of the indicates that no choice is required.
- Alpha-numeric characters in place of indicate that no other alternatives are available.

HOW TO BUILD A MODEL NUMBER

- A** Select basic model.
- B** Select base option.

C	- Carpet casters
G	- Glides
S	- Hard floor casters
- C** Select upholstery grade/color. Refer to color addendum at ki.com or KI Fabrics & Finishes binder.

UPHOLSTERY INFORMATION

C.O.M. Upholstery
 C.O.M. requirement is 2-1/2 yards per chair of 54" wide nondirectional fabric; solid colors only. For complete information on ordering C.O.M., see "Ordering C.O.M., C.O.V. and C.O.L." section.



Delivered Pricing Fabric Grade 3	Delivered Pricing C.O.V.	Delivered Pricing Vinyl Group 2V	Delivered Pricing Pallas Fabric Group P0	Delivered Pricing Pallas Fabric Group P1	Delivered Pricing Pallas Fabric Group P2	Delivered Pricing Pallas Fabric Group P3	Delivered Pricing Pallas Fabric Group P4	Delivered Pricing Leather
\$ 1374	\$ 1336	\$ 1374	\$ 1434	\$ 1508	\$ 1560	\$ 1616	\$ 1682	\$ 2230
1517	1477	1517	1575	1649	1702	1760	1824	2372
1551	1512	1551	1610	1684	1737	1792	1858	2406

SPECIAL SERVICES

Special Carton Marking

With specially marked information N/C

Shipping

Shipped **k. d. freight prepaid f. o. b. Ontario, California 91761** factory.
Freight class #125.

Specifications and prices are subject to change without prior notice.

Sift™

Task Chairs



**Armless Task Chair
(SIFTNA)**



**4D Adjustable T-Arm
Task Chair
(SIFTAA)**



**Armless Task Stool
(SIFTNA)**



**4D Adjustable T-Arm
Task Stool
(SIFTAA)**



**Cantilever Arm Guest
Chair
(SIFTGCA)**

Features					
Synchrotilt	•	•	•	•	
Seat slide	•	•			
Back lock	•	•	•	•	
Mesh seat and back	•	•	•	•	•
Upholstered Seat	•	•	•	•	•
Adjustable lumbar	•	•	•	•	•
4D adjustable T-arm		•		•	
Fixed cantilever arm					•
Black nylon or brushed aluminum base	•	•	•	•	
300 lb. tested	•	•	•	•	•
General Dimensions					
Seat width	19"	19"	19"	19"	19"
Seat depth	19"	19"	19"	19"	19"
Seat height	18-1/4" - 22-1/4"	18-1/4" - 22-1/4"	21-1/4" - 29"	21-1/4" - 29"	19-1/2"
Back width	18"	18"	18"	18"	18"
Back height (above seat)	20-1/2"	20-1/2"	20-1/2"	20-1/2"	16"
Inside arm distance		18-1/2" - 19-1/2"		18-1/2" - 19-1/2"	19"
Arm height (from floor)					26-1/8"
Overall Dimensions					
Width	27"	27"	27"	27"	22-1/4"
Depth	29-1/4"	29-1/4"	29-1/4"	29-1/4"	21-1/4"
Height	42-3/4"	42-3/4"	50-3/8"	50-3/8"	35-3/4"
Base	26"	26"	26"	26"	

SPECIFICATIONS

TASK CHAIR

Backrest and Mesh Seat

Reinforced nylon frame with mesh material. *SoSoft* mesh material is made from 65% polyester and 35% nylon. Integral polypropylene lumbar support mechanism is easily adjusted by the user within a 3" range.

Upholstered Seat

Nylon seat structure with two layers of polyurethane foam with a fabric cover held in place with staples.

Mechanism

Stamped steel mechanism provides for sturdy seat and back mounting. Height-adjustable pneumatic cylinder is actuated by a control lever beneath the seat. Seat height adjusts from 18-1/4" to 22-1/4". Back lock mechanism provides five back positions. Tension control knob adjusts the tension recline force. Spring-loaded seat slide

mechanism controls seat depth adjustment in five positions through a distance of 1-1/2" and is side mounted for easy use. Synchronized 2:1 seat/back tilt mechanism has movement of 8 degrees on seat and 16 degrees on back.

Adjustable T-Arm

Black molded urethane armcap. Armcaps move forward/backward in five positions through 1-1/2". Armcap width adjusts in five positions through 1". Arm support width can be set between 18-1/2" - 19-1/2" at assembly. Armrest height adjusts to 11 positions through 2-3/4". Armcaps rotate in three positions (+/- 20 degrees).

Base

Standard 26" diameter, five-blade reinforced nylon base, black only. Optional 26" diameter polished aluminum five-blade base.

Casters

Double 65mm diameter black wheels are molded of reinforced plastic. Hard floor or

carpet casters available.

Weight Capacity

Passes all BIFMA x 5.1-2011 and KI's internal standard for 300 pound capacity.

TASK STOOL

In addition to the standard height unit described under the Task Chair, a stool height version is available. Stools are equipped with a pneumatic cylinder allowing adjustment of seat height from 21-1/2" - 29". The 18" diameter adjustable footring is made of die-cast aluminum with a chrome-plated tubular steel ring and black "spokes." Stools are available with plastic or polished bases. Stools do NOT feature a seat slide.

GUEST CHAIR

Backrest and Mesh Seat

Reinforced nylon frame with mesh material.

SoSoft mesh material is made from 65% polyester and 35% nylon. Backrest and seat secured to frame with four bolts each.

Upholstered Seat

Plywood seat structure with two layers of polyurethane foam with a fabric cover held in place with staples.

Frame

Tubular steel frame made with .08" thick x 1.32" x .88" oval steel tubing.

Arms

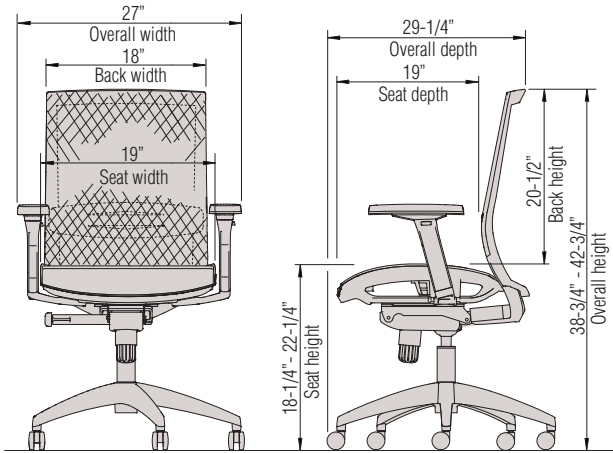
Arms are integral to the frame with a black molded reinforced nylon armcap.

Glides

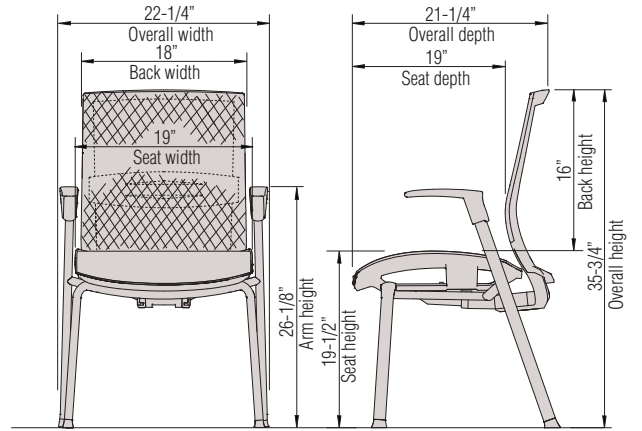
Four nylon glides.

Weight Capacity

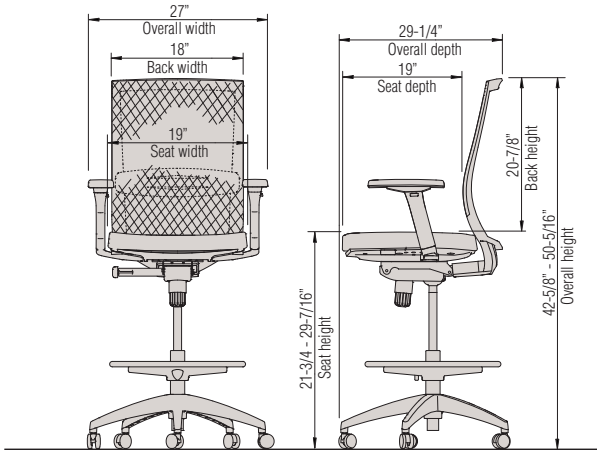
Passes all BIFMA x 5.1-2011 and KI's internal standard for 300 pound capacity.



Task Chair



Guest Chair



Task Stool



INFORMATION

Warranty

Refer to KI Terms & Conditions document or visit ki.com

Sift™

Task and Guest Chairs

	MODEL	Features	MODEL NUMBER					Approx. Packaged Weight
			Basic Model	Base	Casters	Fire Code	Upholstery Color	
 <p>Mesh Seat</p>	Task Armless Chair	Mesh Seat and Back	SIFTNA	<input type="checkbox"/>	<input type="checkbox"/>	□□□		43.0#
	<ul style="list-style-type: none"> • "SoSoft" mesh back and mesh seat or uph seat • Adjustable lumbar • Tested to all 300 lb. BIFMA standards • Ships fully assembled 	Upholstered Seat	SIFTUNA	<input type="checkbox"/>	<input type="checkbox"/>	□□□	□□□□□	43.0#
SIFT								
SIFTU								
 <p>Uph. Seat</p>	Task 4D Adjustable T-Arm Chair	Mesh Seat and Back	SIFTAA	<input type="checkbox"/>	<input type="checkbox"/>	□□□		49.0#
	<ul style="list-style-type: none"> • "SoSoft" mesh back and mesh seat or uph seat • Adjustable lumbar • Tested to all 300 lb. BIFMA standards • Ships fully assembled 	Upholstered Seat	SIFTUAA	<input type="checkbox"/>	<input type="checkbox"/>	□□□	□□□□□	49.0#
SIFT								
SIFTU								

A **B** **C** **D** **E**

HOW TO ORDER

Indicate the following information on order form:

1. Quantity of each item.
2. Model number, including options. See "How To Build a Model Number".
3. Any special service required.

Note: • The indicates that a choice is required.

- The absence of the indicates that no choice is required.
- Alpha-numeric characters in place of indicate that no other alternatives are available.

HOW TO BUILD A MODEL NUMBER

- A** Select basic model.
- B** Select base option.

P	- Plastic base
A	- Aluminum base; add \$84
- C** Select casters.

C	- Carpet casters
S	- Hard floor casters; add \$46
- D** Select fire code.

NFR	- Compliance to TB 117-2013
FR	- Compliance to TB 133

See FR upcharge under Options.
- E** Select upholstery grade/color. Refer to color addendum at ki.com or KI Fabrics & Finishes binder.



Delivered Pricing Unupholstered	Delivered Pricing Fabric Grade 1 & C.O.M.	Delivered Pricing Fabric Grade 2	Delivered Pricing Fabric Grade 3	Delivered Pricing C.O.V.	Delivered Pricing Vinyl Group 2V	Delivered Pricing Pallas Fabric Group P0	Delivered Pricing Pallas Fabric Group P1	Delivered Pricing Pallas Fabric Group P2	Delivered Pricing Pallas Fabric Group P3	Delivered Pricing Pallas Fabric Group P4	
\$ 674	N/A	606	617	623	606	623	649	686	708	729	752

\$ 805	N/A	737	749	754	737	754	781	818	839	860	884
--------	-----	-----	-----	-----	-----	-----	-----	-----	-----	-----	-----

UPHOLSTERY INFORMATION

C.O.M. and C.O.V. Upholstery

C.O.M. and C.O.V. requirement for less than 10 chairs is 1 yard of 54" wide nondirectional fabric. For orders of 10 or more chairs, the requirement is 1/2 yard. For complete information on ordering C.O.M. and C.O.V., see "Ordering C.O.M., C.O.V. and C.O.L." section.

OPTIONS

California TB133 Fire Safety Code

For California Technical Bulletin 133 compliant models, add the following upcharge:

Model=Mesh
 Added Lead Time=1 week
 Added List Price=\$73

Model=Upholstered Seat
 Added Lead Time=1 week
 Added List Price=\$73

SPECIAL SERVICES

Special Carton Marking

With specially marked information N/C



Shipping

Shipped **assembled freight prepaid f.o.b. Tupelo, Mississippi 38804** factory. Freight class #250.

Specifications and prices are subject to change without prior notice.

Sift™

Task and Guest Chairs

	MODEL	Features	MODEL NUMBER					Approx. Packaged Weight
			Basic Model	Base	Casters	Fire Code	Upholstery Color	
 <p>Mesh Seat</p> <p>SIFTS SIFSU</p>	Task Armless Stool	Mesh Seat and Back	SIFTSNA	<input type="checkbox"/>	<input type="checkbox"/>	<input type="checkbox"/> <input type="checkbox"/> <input type="checkbox"/>		43.0#
		Upholstered Seat	SIFTSUNA	<input type="checkbox"/>	<input type="checkbox"/>	<input type="checkbox"/> <input type="checkbox"/> <input type="checkbox"/>	<input type="checkbox"/> <input type="checkbox"/> <input type="checkbox"/> <input type="checkbox"/> <input type="checkbox"/> <input type="checkbox"/>	43.0#
 <p>Uph. Seat</p> <p>SIFTS SIFSU</p>	Task 4D Adjustable T-Arm Stool	Mesh Seat and Back	SIFTSAA	<input type="checkbox"/>	<input type="checkbox"/>	<input type="checkbox"/> <input type="checkbox"/> <input type="checkbox"/>		49.0#
		Upholstered Seat	SIFTSUAA	<input type="checkbox"/>	<input type="checkbox"/>	<input type="checkbox"/> <input type="checkbox"/> <input type="checkbox"/>	<input type="checkbox"/> <input type="checkbox"/> <input type="checkbox"/> <input type="checkbox"/> <input type="checkbox"/> <input type="checkbox"/>	49.0#

A **B** **C** **D** **E**

HOW TO ORDER

Indicate the following information on order form:

- Quantity of each item.
- Model number, including options. See "How To Build a Model Number".
- Any special service required.

Note: • The indicates that a choice is required.

- The absence of the indicates that no choice is required.
- Alpha-numeric characters in place of indicate that no other alternatives are available.

HOW TO BUILD A MODEL NUMBER

A Select basic model.

B Select base option.

P - Plastic base

A - Aluminum base; add \$84

C Select casters.

C - Carpet casters

S - Hard floor casters; add \$46

D Select fire code.

NFR - Compliance to TB 117-2013

FR - Compliance to TB 133

See FR upcharge under Options.

E Select upholstery grade/color.

Refer to color addendum at ki.com or KI Fabrics & Finishes binder.



Delivered Pricing Unupholstered	Delivered Pricing Fabric Grade 1 & C.O.M.	Delivered Pricing Fabric Grade 2	Delivered Pricing Fabric Grade 3	Delivered Pricing C.O.V.	Delivered Pricing Vinyl Group 2V	Delivered Pricing Pallas Fabric Group P0	Delivered Pricing Pallas Fabric Group P1	Delivered Pricing Pallas Fabric Group P2	Delivered Pricing Pallas Fabric Group P3	Delivered Pricing Pallas Fabric Group P4	
\$ 780	N/A	712	723	729	712	729	755	792	814	835	858
\$ 912	N/A	844	855	860	844	860	887	924	946	966	990

UPHOLSTERY INFORMATION

C.O.M. and C.O.V. Upholstery

C.O.M. and C.O.V. requirement for less than 10 chairs is 1 yard of 54" wide nondirectional fabric. For orders of 10 or more chairs, the requirement is 1/2 yard. For complete information on ordering C.O.M. and C.O.V., see "Ordering C.O.M., C.O.V. and C.O.L." section.

OPTIONS

California TB133 Fire Safety Code


For California Technical Bulletin 133 compliant models, add the following upcharge:

Model=Mesh
Added Lead Time=1 week
Added List Price=\$73

Model=Upholstered Seat
Added Lead Time=1 week
Added List Price=\$73

Sift™

Task and Guest Chairs

	MODEL	Features	MODEL NUMBER			Approx. Packaged Weight	Delivered Pricing Unupholstered
			Basic Model	Fire Code	Upholstery Color		
 <p>SIFTG SIFGU</p>	Guest Cantilever Armchair	Mesh Seat and Back	SIFTGCA	<input type="checkbox"/> <input type="checkbox"/>		38.0#	\$ 529
		<ul style="list-style-type: none"> • "Suffo" mesh back and mesh seat or upholstered seat • Adjustable lumbar • Tested to all 300 lb. BIFMA standards • Ships fully assembled 	Upholstered Seat	SIFTUCA	<input type="checkbox"/> <input type="checkbox"/>	<input type="checkbox"/> <input type="checkbox"/> <input type="checkbox"/> <input type="checkbox"/>	38.0#

A **B** **C**

HOW TO ORDER

Indicate the following information on order form:

1. Quantity of each item.
2. Model number, including options. See "How To Build a Model Number".
3. Any special service required.

Note:

- The indicates that a choice is required.
- The absence of the indicates that no choice is required.
- Alpha-numeric characters in place of indicate that no other alternatives are available.

HOW TO BUILD A MODEL NUMBER

- A** Select basic model.
- B** Select fire code.

NFR	- Compliance to TB 117-2013
FR	- Compliance to TB 133

See FR upcharge under Options.

- C** Select upholstery grade/color. Refer to color addendum at ki.com or KI Fabrics & Finishes binder.



Delivered Pricing Fabric Grade 1 & C.O.M.	Delivered Pricing Fabric Grade 2	Delivered Pricing Fabric Grade 3	Delivered Pricing C.O.V.	Delivered Pricing Vinyl Group 2V	Delivered Pricing Pallas Fabric Group P0	Delivered Pricing Pallas Fabric Group P1	Delivered Pricing Pallas Fabric Group P2	Delivered Pricing Pallas Fabric Group P3	Delivered Pricing Pallas Fabric Group P4
493	505	510	493	510	537	574	595	616	640

UPHOLSTERY INFORMATION

C.O.M. and C.O.V. Upholstery

C.O.M. and C.O.V. requirement for less than 10 chairs is 1 yard of 54" wide nondirectional fabric. For orders of 10 or more chairs, the requirement is 1/2 yard. For complete information on ordering C.O.M. and C.O.V., see "Ordering C.O.M., C.O.V. and C.O.L." section.

OPTIONS

California TB133 Fire Safety Code

For California Technical Bulletin 133 compliant models, add the following upcharge:

Model=Mesh
Added Lead Time=1 week
Added List Price=\$73

Model=Upholstered Seat
Added Lead Time=1 week
Added List Price=\$73

SPECIAL SERVICES

Special Carton Marking

With specially marked information N/C

Shipping

Shipped **assembled freight prepaid f.o.b. Tupelo, Mississippi 38804** factory. Freight class #250.

Specifications and prices are subject to change without prior notice.



Task Cantilever Armchair (SPDCAU)



Armless Task Stool (SPSNAU)

Features		
Poly, upholstered seat, or upholstered seat/back	•	•
Flex back	•	•
General Dimensions		
Seat width	18"	18"
Seat depth	18"	18"
Seat height (upholstered - add 1")	17-1/4" - 22-1/4"	22" - 32-1/2"
Overall Dimensions		
Width	27-1/2"	27-1/2"
Depth	27-1/2"	27-1/2"
Height	32-3/4" - 37-3/4"	35-1/2" - 43"
Arms to floor	26" - 31"	

SPECIFICATIONS

Underseat Structure

Support structure is die-formed, 13-gauge steel welded to a 1" o.d. x 14-gauge tubular steel crossmember.

Arms

When equipped with optional cantilevered arms, the supporting structure is 7/8" o.d. x 13-gauge tubular steel, welded directly to the seat support structure. The armcaps are injection molded nylon and are attached to the steel structure by means of screws. Both the steel tube arm support and the armcaps will match the color of the poly seat and back.

Seat

Injection molded polypropylene attached directly to the structure.

Backrest

Injection molded polypropylene with integral steel cantilever springs. The combination of

the slotted polypropylene back and the spring steel provides a supportive flexing back. Springs are nominal 4.5mm diameter chrome silicon valve spring wire.

Optional Upholstered Seat or Seat & Back

Molded urethane foam is attached to an injection molded polypropylene seat board, then upholstered using a draw-string process. The assembled seat pad is attached to the seat by means of hidden fasteners.

Base

Injection-molded glass-reinforced nylon 5-blade base (black or warm grey for task; black only for stool). Casters have high-impact thermoplastic double wheels. A single control paddle under the seat operates the height-adjusting pneumatic cylinder.

Frame Finishes

Baked-on, electrostatically-applied 45° gloss epoxy powder coating.

Task Stools

In addition to the standard height unit described above, a stool-height version is available. Stools are equipped with a pneumatic cylinder allowing adjustment of seat height. The 18" diameter adjustable-height foot ring is made of die-cast aluminum with a chrome-plated tubular steel ring and black "spokes." Stools are only available with black bases.

Casters

Double wheels of high-impact thermoplastic. High-impact plastic frame. Casters are monochromatic with base. Carpet or hard floor casters offered. Hard floor casters are black only.

INFORMATION

C.O.M. Testing and Production Requirements

Not all materials are suitable for upholstering this product. A 1 yd. x 54" sample must be submitted and approved prior to accep-

ance of an order. If the fabric is directional in pattern or weave, the direction must be indicated on the submitted sample, and additional yardage may be requested.

Test samples must be sent to:

KI
Attn: C.O.M. Specialist
1687 Westminster Drive - Gate 3
Green Bay, WI 54302

Fabric Disclaimer

Fabric will be applied as swatched by the fabric manufacturer. Fabric that is required to be applied differently than is swatched will need a Special Cost Request written specifying the direction the fabric is to be applied. The posted standard lead time will apply to the Special Cost Request.

Task chairs and task stools ship knockdown. Minimal assembly is required.





INFORMATION

Warranty

Refer to KI Terms & Conditions document or visit ki.com

Strive®

Task Chairs and Stools

MODEL	Features	MODEL NUMBER						Approx. Packaged Weight
		Basic Model	Frame Color	Fire Code	Poly Seat & Back Color	Casters	Upholstery Color	
 <p>Task Armless Chair • Flex back</p> <p>SPDP SPDU SPDUB</p>	Polypropylene	SPDNAP	<input type="checkbox"/>	<input type="checkbox"/>	<input type="checkbox"/>	<input type="checkbox"/>	32.0#	
	Upholstered Seat	SPDNAU	<input type="checkbox"/>	<input type="checkbox"/>	<input type="checkbox"/>	<input type="checkbox"/>	35.0#	
	Upholstered Seat/Back	SPDNAUB	<input type="checkbox"/>	<input type="checkbox"/>	<input type="checkbox"/>	<input type="checkbox"/>	35.0#	
 <p>Task Cantilever Armchair • Flex back</p> <p>SPDP SPDU SPDUB</p>	Polypropylene	SPDCAP	<input type="checkbox"/>	<input type="checkbox"/>	<input type="checkbox"/>	<input type="checkbox"/>	35.0#	
	Upholstered Seat	SPDCAU	<input type="checkbox"/>	<input type="checkbox"/>	<input type="checkbox"/>	<input type="checkbox"/>	38.0#	
	Upholstered Seat/Back	SPDCAUB	<input type="checkbox"/>	<input type="checkbox"/>	<input type="checkbox"/>	<input type="checkbox"/>	38.0#	
			A	B	C	D	E	F

HOW TO ORDER

Indicate the following information on order form:

- Quantity of each item.
- Model number, including options. See "How To Build a Model Number".
- Any special service required.

Note:

- The indicates that a choice is required.
- The absence of the indicates that no choice is required.
- Alpha-numeric characters in place of indicate that no other alternatives are available.

HOW TO BUILD A MODEL NUMBER

Fabrics & Finishes binder.

- A** Select basic model.
- B** Select frame color.
Refer to color addendum at ki.com or KI Fabrics & Finishes binder.
Includes base, cylinder, and carpet casters (hard floor casters are always black).
- C** Select fire code.

NFR	- Compliance to TB 117-2013
FR	- Compliance to TB 133
- D** Select poly seat and back color.
Refer to color addendum at ki.com or KI Fabrics & Finishes binder.
- E** Select caster option.

S	- Hard floor casters
C	- Carpet casters
- F** Select upholstery grade/color.
Refer to color addendum at ki.com or KI

UPHOLSTERY INFORMATION

C.O.M. Upholstery

C.O.M. requirement is 3/4 yards per chair of 54" wide nondirectional fabric. For complete information on ordering C.O.M., see "Ordering C.O.M., C.O.V. and C.O.L." section.



Delivered Pricing Unupholstered	Delivered Pricing Fabric Grade 1 & C.O.M.	Delivered Pricing Fabric Grade 2	Delivered Pricing Fabric Grade 3	Delivered Pricing C.O.V.	Delivered Pricing Vinyl Group 2V	Delivered Pricing Pallas Fabric Group P0	Delivered Pricing Pallas Fabric Group P1	Delivered Pricing Pallas Fabric Group P2	Delivered Pricing Pallas Fabric Group P3	Delivered Pricing Pallas Fabric Group P4	
\$ 324	N/A	387	415	428	387	428	426	464	485	506	524
N/A	439	468	481	439	481	480	517	537	558	576	

\$ 384	N/A	446	473	487	446	487	486	523	543	564	582
N/A	497	525	539	497	539	538	575	595	615	634	

OPTIONS

California TB133 Fire Safety Code

For California Technical Bulletin 133 compliant models, add the following upcharge:

Model=Polypropylene

Added List Price=\$10

Model=Upholstered Seat

Added List Price=\$68

Model=Upholstered Seat and Back

Added List Price=\$97

SPECIAL SERVICES

Special Carton Marking

With specially marked information N/C



Shipping

Shipped **k.d. freight prepaid f.o.b. Green Bay, Wisconsin 54302** factory. Freight class #100.

Specifications and prices are subject to change without prior notice.

Strive®

Task Chairs and Stools

MODEL	Features	MODEL NUMBER						
		Basic Model	Frame Color	Fire Code	Poly Seat & Back Color	Top Stitch Color	Casters	Upholstery Color
 <p>Task Armless Chair with Top Stitch on Seat • Flex back</p>	Upholstered Seat	SPDNATSU	<input type="checkbox"/> <input type="checkbox"/>	<input type="checkbox"/> <input type="checkbox"/> <input type="checkbox"/> <input type="checkbox"/>	<input type="checkbox"/> <input type="checkbox"/> <input type="checkbox"/> <input type="checkbox"/>	<input type="checkbox"/> <input type="checkbox"/> <input type="checkbox"/> <input type="checkbox"/>	<input type="checkbox"/>	<input type="checkbox"/> <input type="checkbox"/> <input type="checkbox"/> <input type="checkbox"/> <input type="checkbox"/> <input type="checkbox"/>
	Upholstered Seat/Back	SPDNATSUB	<input type="checkbox"/> <input type="checkbox"/>	<input type="checkbox"/> <input type="checkbox"/> <input type="checkbox"/> <input type="checkbox"/>	<input type="checkbox"/> <input type="checkbox"/> <input type="checkbox"/> <input type="checkbox"/>	<input type="checkbox"/> <input type="checkbox"/> <input type="checkbox"/> <input type="checkbox"/>	<input type="checkbox"/>	<input type="checkbox"/> <input type="checkbox"/> <input type="checkbox"/> <input type="checkbox"/> <input type="checkbox"/> <input type="checkbox"/>
 <p>Task Cantilever Armchair with Top Stitch on Seat • Flex back</p>	Upholstered Seat	SPDCATSU	<input type="checkbox"/> <input type="checkbox"/>	<input type="checkbox"/> <input type="checkbox"/> <input type="checkbox"/> <input type="checkbox"/>	<input type="checkbox"/> <input type="checkbox"/> <input type="checkbox"/> <input type="checkbox"/>	<input type="checkbox"/>	<input type="checkbox"/> <input type="checkbox"/> <input type="checkbox"/> <input type="checkbox"/> <input type="checkbox"/> <input type="checkbox"/>	
	Upholstered Seat/Back	SPDCATSUB	<input type="checkbox"/> <input type="checkbox"/>	<input type="checkbox"/> <input type="checkbox"/> <input type="checkbox"/> <input type="checkbox"/>	<input type="checkbox"/> <input type="checkbox"/> <input type="checkbox"/> <input type="checkbox"/>	<input type="checkbox"/>	<input type="checkbox"/> <input type="checkbox"/> <input type="checkbox"/> <input type="checkbox"/> <input type="checkbox"/> <input type="checkbox"/>	

A **B** **C** **D** **E** **F** **G**

HOW TO ORDER

Indicate the following information on order form:

- Quantity of each item.
- Model number, including options. See "How To Build a Model Number".
- Any special service required.

Note: • The indicates that a choice is required.
• The absence of the indicates that no choice is required.
• Alpha-numeric characters in place of indicate that no other alternatives are available.

HOW TO BUILD A MODEL NUMBER

- A** Select basic model.
- B** Select frame color.
Refer to color addendum at ki.com or KI Fabrics & Finishes binder.
Includes base, cylinder, and carpet casters (hard floor casters are always black).
- C** Select fire code.
NFR - Compliance to TB 117-2013
FR - Compliance to TB 133
- D** Select poly seat and back color.
Refer to color addendum at ki.com or KI Fabrics & Finishes binder.
- E** Select top stitch color.
BLTS - Black
WHTS - White
- F** Select caster option.
S - Hard floor casters
C - Carpet casters
- G** Select upholstery grade/color.
Refer to color addendum at ki.com or KI Fabrics & Finishes binder.

UPHOLSTERY INFORMATION

C.O.M. Upholstery
C.O.M. requirement for 10 chairs or less with upholstered seat or upholstered seat and back is 3/4 yard per chair of 54" wide nondirectional fabric. For orders of 11 or more with upholstered seat and back and for complete information on ordering C.O.M. see "Ordering C.O.M., C.O.V. and C.O.L." section.



Approx. Packaged Weight	Delivered Pricing Pallas Fabric Group P1
35.0#	\$ 503
35.0#	556

38.0#	\$ 563
38.0#	614

OPTIONS

California TB133 Fire Safety Code

For California Technical Bulletin 133 compliant models, add the following upcharge:

- Model=Polypropylene
Added List Price=\$10
- Model=Upholstered Seat
Added List Price=\$68
- Model=Upholstered Seat and Back
Added List Price=\$97

SPECIAL SERVICES

Special Carton Marking

With specially marked information N/C



Shipping

Shipped **k.d. freight prepaid f.o.b. Green Bay, Wisconsin 54302** factory. Freight class #100.

Specifications and prices are subject to change without prior notice.

Strive®

Task Chairs and Stools

MODEL	Features	MODEL NUMBER						Approx. Packaged Weight
		Basic Model	Frame Color	Fire Code	Poly Seat & Back Color	Casters	Upholstery Color	
 <p>Task Armless Stool • Flex back</p> <p>SPSP SPSU SPSUB</p>	Polypropylene	SPSNAP	<input type="checkbox"/> <input type="checkbox"/>	<input type="checkbox"/> <input type="checkbox"/> <input type="checkbox"/> <input type="checkbox"/>	<input type="checkbox"/> <input type="checkbox"/> <input type="checkbox"/> <input type="checkbox"/>	<input type="checkbox"/>	<input type="checkbox"/> <input type="checkbox"/> <input type="checkbox"/> <input type="checkbox"/> <input type="checkbox"/> <input type="checkbox"/>	37.0#
	Upholstered Seat	SPSNAU	<input type="checkbox"/> <input type="checkbox"/>	<input type="checkbox"/> <input type="checkbox"/> <input type="checkbox"/> <input type="checkbox"/>	<input type="checkbox"/> <input type="checkbox"/> <input type="checkbox"/> <input type="checkbox"/>	<input type="checkbox"/>	<input type="checkbox"/> <input type="checkbox"/> <input type="checkbox"/> <input type="checkbox"/> <input type="checkbox"/> <input type="checkbox"/>	39.0#
	Upholstered Seat/Back	SPSNAUB	<input type="checkbox"/> <input type="checkbox"/>	<input type="checkbox"/> <input type="checkbox"/> <input type="checkbox"/> <input type="checkbox"/>	<input type="checkbox"/> <input type="checkbox"/> <input type="checkbox"/> <input type="checkbox"/>	<input type="checkbox"/>	<input type="checkbox"/> <input type="checkbox"/> <input type="checkbox"/> <input type="checkbox"/> <input type="checkbox"/> <input type="checkbox"/>	39.0#
 <p>Task Cantilever Arm Stool • Flex back</p> <p>SPSP SPSU SPSUB</p>	Polypropylene	SPSCAP	<input type="checkbox"/> <input type="checkbox"/>	<input type="checkbox"/> <input type="checkbox"/> <input type="checkbox"/> <input type="checkbox"/>	<input type="checkbox"/> <input type="checkbox"/> <input type="checkbox"/> <input type="checkbox"/>	<input type="checkbox"/>	<input type="checkbox"/> <input type="checkbox"/> <input type="checkbox"/> <input type="checkbox"/> <input type="checkbox"/> <input type="checkbox"/>	39.0#
	Upholstered Seat	SPSCAU	<input type="checkbox"/> <input type="checkbox"/>	<input type="checkbox"/> <input type="checkbox"/> <input type="checkbox"/> <input type="checkbox"/>	<input type="checkbox"/> <input type="checkbox"/> <input type="checkbox"/> <input type="checkbox"/>	<input type="checkbox"/>	<input type="checkbox"/> <input type="checkbox"/> <input type="checkbox"/> <input type="checkbox"/> <input type="checkbox"/> <input type="checkbox"/>	41.0#
	Upholstered Seat/Back	SPSCAUB	<input type="checkbox"/> <input type="checkbox"/>	<input type="checkbox"/> <input type="checkbox"/> <input type="checkbox"/> <input type="checkbox"/>	<input type="checkbox"/> <input type="checkbox"/> <input type="checkbox"/> <input type="checkbox"/>	<input type="checkbox"/>	<input type="checkbox"/> <input type="checkbox"/> <input type="checkbox"/> <input type="checkbox"/> <input type="checkbox"/> <input type="checkbox"/>	41.0#
			A	B	C	D	E	F

HOW TO ORDER

Indicate the following information on order form:

- Quantity of each item.
- Model number, including options. See "How To Build a Model Number".
- Any special service required.

Note: • The indicates that a choice is required.

- The absence of the indicates that no choice is required.
- Alpha-numeric characters in place of indicate that no other alternatives are available.

HOW TO BUILD A MODEL NUMBER

Fabrics & Finishes binder.

- A** Select basic model.
- B** Select frame color.
Refer to color addendum at ki.com or KI Fabrics & Finishes binder.
Includes base, cylinder, and carpet casters (hard floor casters are always black).
- C** Select fire code.

NFR	- Compliance to TB 117-2013
FR	- Compliance to TB 133
- D** Select poly seat and back color.
Refer to color addendum at ki.com or KI Fabrics & Finishes binder.
- E** Select caster option.

S	- Hard floor casters
C	- Carpet casters
- F** Select upholstery grade/color.
Refer to color addendum at ki.com or KI

UPHOLSTERY INFORMATION

C.O.M. Upholstery

C.O.M. requirement for 10 chairs or less with upholstered seat or upholstered seat and back is 3/4 yard per chair of 54" wide nondirectional fabric. For orders of 11 or more with upholstered seat and back and for complete information on ordering C.O.M. see "Ordering C.O.M., C.O.V. and C.O.L." section.



Delivered Pricing Unupholstered	Delivered Pricing Fabric Grade 1 & C.O.M.	Delivered Pricing Fabric Grade 2	Delivered Pricing Fabric Grade 3	Delivered Pricing C.O.V.	Delivered Pricing Vinyl Group 2V	Delivered Pricing Pallas Fabric Group P0	Delivered Pricing Pallas Fabric Group P1	Delivered Pricing Pallas Fabric Group P2	Delivered Pricing Pallas Fabric Group P3	Delivered Pricing Pallas Fabric Group P4	
\$ 415	N/A	479	506	520	479	520	518	555	577	597	613
N/A	529	558	572	529	572	570	607	629	650	665	
\$ 473	N/A	537	564	578	537	578	575	612	634	655	672
N/A	588	615	630	588	630	627	664	686	706	723	

OPTIONS

California TB133 Fire Safety Code
 For California Technical Bulletin 133 compliant models, add the following upcharge:
 Model=Polypropylene
 Added List Price=\$10
 Model=Upholstered Seat
 Added List Price=\$68
 Model=Upholstered Seat and Back
 Added List Price=\$97

SPECIAL SERVICES



Special Carton Marking
 With specially marked information N/C

Shipping
 Shipped k.d. freight prepaid f.o.b. Green Bay, Wisconsin 54302 factory. Freight class #125.

Specifications and prices are subject to change without prior notice.

Strive®

Task Chairs and Stools

MODEL	Features	MODEL NUMBER						
		Basic Model	Frame Color	Fire Code	Poly Seat & Back Color	Top Stitch Color	Casters	Upholstery Color
 <p>Task Armless Stool with Top Stitch on Seat • Flex back</p> <p>SPSTS SPSBT</p>	Upholstered Seat	SPSNATSU	<input type="checkbox"/> <input type="checkbox"/>	<input type="checkbox"/> <input type="checkbox"/> <input type="checkbox"/>	<input type="checkbox"/> <input type="checkbox"/> <input type="checkbox"/> <input type="checkbox"/>	<input type="checkbox"/> <input type="checkbox"/> <input type="checkbox"/> <input type="checkbox"/> <input type="checkbox"/>	<input type="checkbox"/>	<input type="checkbox"/> <input type="checkbox"/> <input type="checkbox"/> <input type="checkbox"/> <input type="checkbox"/>
	Upholstered Seat/Back	SPSNATSUB	<input type="checkbox"/> <input type="checkbox"/>	<input type="checkbox"/> <input type="checkbox"/> <input type="checkbox"/>	<input type="checkbox"/> <input type="checkbox"/> <input type="checkbox"/> <input type="checkbox"/>	<input type="checkbox"/> <input type="checkbox"/> <input type="checkbox"/> <input type="checkbox"/> <input type="checkbox"/>	<input type="checkbox"/>	<input type="checkbox"/> <input type="checkbox"/> <input type="checkbox"/> <input type="checkbox"/> <input type="checkbox"/>
 <p>Task Cantilever Arm Stool with Top Stitch on Seat • Flex back</p> <p>SPSTS SPSBT</p>	Upholstered Seat	SPSCATSU	<input type="checkbox"/> <input type="checkbox"/>	<input type="checkbox"/> <input type="checkbox"/> <input type="checkbox"/>	<input type="checkbox"/> <input type="checkbox"/> <input type="checkbox"/> <input type="checkbox"/>	<input type="checkbox"/> <input type="checkbox"/> <input type="checkbox"/> <input type="checkbox"/> <input type="checkbox"/>	<input type="checkbox"/>	<input type="checkbox"/> <input type="checkbox"/> <input type="checkbox"/> <input type="checkbox"/> <input type="checkbox"/>
	Upholstered Seat/Back	SPSCATSUB	<input type="checkbox"/> <input type="checkbox"/>	<input type="checkbox"/> <input type="checkbox"/> <input type="checkbox"/>	<input type="checkbox"/> <input type="checkbox"/> <input type="checkbox"/> <input type="checkbox"/>	<input type="checkbox"/> <input type="checkbox"/> <input type="checkbox"/> <input type="checkbox"/> <input type="checkbox"/>	<input type="checkbox"/>	<input type="checkbox"/> <input type="checkbox"/> <input type="checkbox"/> <input type="checkbox"/> <input type="checkbox"/>

A **B** **C** **D** **E** **F** **G**

HOW TO ORDER

Indicate the following information on order form:

- Quantity of each item.
- Model number, including options. See "How To Build a Model Number".
- Any special service required.

Note: • The indicates that a choice is required.
• The absence of the indicates that no choice is required.
• Alpha-numeric characters in place of indicate that no other alternatives are available.

HOW TO BUILD A MODEL NUMBER

- A** Select basic model.
- B** Select frame color.
Refer to color addendum at ki.com or KI Fabrics & Finishes binder.
Includes base, cylinder, and carpet casters (hard floor casters are always black).
- C** Select fire code.
NFR - Compliance to TB 117-2013
FR - Compliance to TB 133
- D** Select poly seat and back color.
Refer to color addendum at ki.com or KI Fabrics & Finishes binder.
- E** Select top stitch color.
BLTS - Black
WHTS - White
- F** Select caster option.
S - Hard floor casters
C - Carpet casters

UPHOLSTERY INFORMATION

C.O.M. Upholstery
C.O.M. requirement for 10 chairs or less with upholstered seat or upholstered seat and back is 3/4 yard per chair of 54" wide nondirectional fabric. For orders of 11 or more with upholstered seat and back and for complete information on ordering C.O.M. see "Ordering C.O.M., C.O.V. and C.O.L." section.



Approx. Packaged Weight	Delivered Pricing Pallas Fabric Group P1
39.0#	\$ 595
39.0#	647

41.0#	\$ 653
41.0#	705

OPTIONS

California TB133 Fire Safety Code

For California Technical Bulletin 133 compliant models, add the following upcharge:

- Model=Polypropylene
Added List Price=\$10
- Model=Upholstered Seat
Added List Price=\$68
- Model=Upholstered Seat and Back
Added List Price=\$97

SPECIAL SERVICES

Special Carton Marking

With specially marked information N/C

Shipping

Shipped k.d. freight prepaid f.o.b. Green Bay, Wisconsin 54302 factory. Freight class #125.

Specifications and prices are subject to change without prior notice.



Pedestal Base Armchair (TPCAU)

Features

Back Flex	•
Available in polypropylene or upholstered	•
Pneumatic seat height adjustment	•

General Dimensions

Seat width	18"
Seat depth	18"
Seat height	16" - 21"
Back width	17-7/8"
Back height	16"

Overall Dimensions

Depth	24"
Height	31-3/4" - 36-3/4"
Width with arms	26-1/2"
Width with no arms	24"
Top of arm to floor	24-3/4" - 29-3/4"

SPECIFICATIONS

Seat and Backrest

Seats and backrests are molded compound curved polypropylene with a textured finish. Seat is two-piece construction. Upholstered chairs have partially exposed polypropylene surfaces. Fabric is upholstered over 9/16" foam on the backrest and 15/16" on the seat for stack chairs. Fabric is upholstered over 1-1/2" foam on the seat for pedestal chairs.

Backrest Supports

Two die-cast aluminum backrest supports attach the backrest to the Torsion® mechanism. A steel tube is cast into each backrest support for added strength.

Torsion® Mechanism

The back flex is achieved by the Torsion® mechanism. It consists of two flat torsion springs captured at both ends by brass bushings which in turn engage with the backrest supports. The Torsion® mechanism creates gradually increasing resistance

over the full 12° of back flex.

Armrests

A tubular steel frame supports self-skinning urethane armrests. The support is bolted to the seat underside and powder coated to match other hard surface elements. Arms are field-installable.

Pedestal Base

24" injection-molded glass-reinforced nylon, five-blade base for task. 26" for stool.

Casters

Double wheels of high-impact thermoplastic. High-impact plastic frame. Finish matches chair color if it is black, warm grey, blue grey or sand. Otherwise, casters are black.

INFORMATION

C.O.M Testing and Production Requirements

Not all materials are suitable for upholster-

ing this product. A 3/4 yd. x 54" sample must be submitted and approved prior to acceptance of an order. If the fabric is directional in pattern or weave, the direction must be indicated on the submitted sample, and additional yardage may be requested.

Test samples must be sent to:

KI
Attn: C.O.M. Specialist
1687 Westminster Drive - Gate 3
Green Bay, WI 54302

Fabric Disclaimer

Fabric will be applied as swatched by the fabric manufacturer. Fabric that is required to be applied differently than is swatched will need a Special Cost Request written specifying the direction the fabric is to be applied. The posted standard lead time will apply to the Special Cost Request.

Design

Designed by Giancarlo Piretti and manufac-

tured in the USA by Krueger International, Inc. under license from Pro-Cord S.p.A.

Task chairs and task stools ship knockdown. Minimal assembly is required.


Adjustable Stool (TPSNAPSH)
Features

Back Flex	•
Available in polypropylene or upholstered	•
Pneumatic seat height adjustment	•

General Dimensions

Seat width	18"
Seat depth	18"
Seat height	19-3/4" - 30-1/4"
Back width	17-7/8"
Back height	16"

Overall Dimensions



Depth	25"
Height	36-1/2" - 47"
Width with arms	26-1/2"
Width with no arms	26"
Top of arm to floor	28-1/2" - 39-1/2"
Casters on center	26"

INFORMATION
Warranty

 Refer to KI Terms & Conditions document or visit ki.com

Torsion®

Task Chairs

	MODEL	Features	MODEL NUMBER						Approx. Packaged Weight
			Basic Model	Base	Frame Color	Fire Code	Poly Seat & Back Color	Upholstery Color	
 TPP TPU	Pedestal Base Armless Chair	Polypropylene	TPNAP	<input type="checkbox"/>	<input type="checkbox"/>	<input type="checkbox"/>	<input type="checkbox"/>		33.0#
		Upholstered	TPNAU	<input type="checkbox"/>	<input type="checkbox"/>	<input type="checkbox"/>	<input type="checkbox"/>	<input type="checkbox"/>	35.0#
 TPP TPU	Pedestal Base Armchair	Polypropylene	TPCAP	<input type="checkbox"/>	<input type="checkbox"/>	<input type="checkbox"/>	<input type="checkbox"/>		39.0#
		Upholstered	TPCAU	<input type="checkbox"/>	<input type="checkbox"/>	<input type="checkbox"/>	<input type="checkbox"/>	<input type="checkbox"/>	41.0#

A **B** **C** **D** **E** **F**

HOW TO ORDER

Indicate the following information on order form:

- Quantity of each item.
- Model number, including options. See "How To Build a Model Number".
- Any special service required.

Note:

- The indicates that a choice is required.
- The absence of the indicates that no choice is required.
- Alpha-numeric characters in place of indicate that no other alternatives are available.

HOW TO BUILD A MODEL NUMBER

Fabrics & Finishes binder.

- A** Select basic model.
- B** Select base option.
 - C** _____ - Carpet casters
 - S** _____ - Hard floor casters
- C** Select frame color. Refer to color addendum at ki.com or KI Fabrics & Finishes binder. The metal back support and arm support matches the frame color.
- D** Select fire code.
 - FR** _____ - Compliance to TB 133
 - NFR** _____ - Compliance to TB 117-2013
- E** Select seat and back color. Refer to color addendum at ki.com or KI Fabrics & Finishes binder.
- F** Select upholstery grade/color. Refer to color addendum at ki.com or KI

UPHOLSTERY INFORMATION

C.O.M. Upholstery

C.O.M. requirement for 10 chairs or less is 3/4 yard per chair of 54" wide nondirectional fabric. For orders of 11 or more chairs, and for complete information on ordering C.O.M., see "Ordering C.O.M., C.O.V. and C.O.L." section.



Delivered Pricing Unupholstered	Delivered Pricing Fabric Grade 1 & C.O.M.	Delivered Pricing Fabric Grade 2	Delivered Pricing Fabric Grade 3	Delivered Pricing Vinyl Group 2V	Delivered Pricing Pallas Fabric Group P0	Delivered Pricing Pallas Fabric Group P1	Delivered Pricing Pallas Fabric Group P2	Delivered Pricing Pallas Fabric Group P3	Delivered Pricing Pallas Fabric Group P4
\$ 502									
N/A	644	685	696	696	648	659	682	702	723
\$ 628									
N/A	767	811	818	818	771	782	805	827	850

OPTIONS

California TB133 Fire Safety Code
 For California Technical Bulletin 133 compliant models, add the following upcharge:
 Model=Polypropylene
 Added Lead Time=1 week
 Added List Price=\$74
 Model=Upholstered
 Added Lead Time=1 week
 Added List Price=\$82

INFORMATION

Note:
 Torsion® in Vinyl with FR requires a customer waiver since addition of the FR fire barrier to the upholstery detracts from the aesthetics of the chair.

SPECIAL SERVICES



Special Carton Marking
 With specially marked information N/C

Shipping
 Shipped k.d. freight prepaid f.o.b. Green Bay, Wisconsin 54302 factory. Freight class #100.

Specifications and prices are subject to change without prior notice.

Torsion®

Task Chairs and Stools

MODEL	Features	MODEL NUMBER						Approx. Packaged Weight
		Basic Model	Base	Frame Color	Fire Code	Poly Seat & Back Color	Upholstery Color	
 <p>TPSP TPSU</p>	Task Stool • Flex back • No arm • Pneumatic height adjustment • Swivel seat	Polypropylene	TPSNAP	<input type="checkbox"/>	<input type="checkbox"/> <input type="checkbox"/>	<input type="checkbox"/> <input type="checkbox"/> <input type="checkbox"/>	<input type="checkbox"/> <input type="checkbox"/> <input type="checkbox"/>	33.0#
	Upholstered	TPSNAU	<input type="checkbox"/>	<input type="checkbox"/> <input type="checkbox"/>	<input type="checkbox"/> <input type="checkbox"/> <input type="checkbox"/>	<input type="checkbox"/> <input type="checkbox"/> <input type="checkbox"/>	<input type="checkbox"/> <input type="checkbox"/> <input type="checkbox"/> <input type="checkbox"/>	35.0#
 <p>TPSP TPSU</p>	Task Stool with Arms • Flex back • Pneumatic height adjustment • Swivel seat	Polypropylene	TPSCAP	<input type="checkbox"/>	<input type="checkbox"/> <input type="checkbox"/>	<input type="checkbox"/> <input type="checkbox"/> <input type="checkbox"/>	<input type="checkbox"/> <input type="checkbox"/> <input type="checkbox"/>	39.0#
	Upholstered	TPSCAU	<input type="checkbox"/>	<input type="checkbox"/> <input type="checkbox"/>	<input type="checkbox"/> <input type="checkbox"/> <input type="checkbox"/>	<input type="checkbox"/> <input type="checkbox"/> <input type="checkbox"/>	<input type="checkbox"/> <input type="checkbox"/> <input type="checkbox"/> <input type="checkbox"/>	41.0#

A **B** **C** **D** **E** **F**

HOW TO ORDER

Indicate the following information on order form:

- Quantity of each item.
- Model number, including options. See "How To Build a Model Number".
- Any special service required.

Note:

- The indicates that a choice is required.
- The absence of the indicates that no choice is required.
- Alpha-numeric characters in place of indicate that no other alternatives are available.

HOW TO BUILD A MODEL NUMBER

Fabrics & Finishes binder.

- A** Select basic model.
- B** Select base option.
 C _____ - Carpet casters
 S _____ - Hard floor casters
- C** Select frame color.
 Refer to color addendum at ki.com or KI Fabrics & Finishes binder.
 The metal back support and arm support matches the frame color.
- D** Select fire code.
 FR _____ - Compliance to TB 133
 NFR _____ - Compliance to TB 117-2013
- E** Select seat and back color.
 Refer to color addendum at ki.com or KI Fabrics & Finishes binder.
- F** Select upholstery grade/color.
 Refer to color addendum at ki.com or KI

UPHOLSTERY INFORMATION

C.O.M. Upholstery

C.O.M. requirement for 10 chairs or less is 3/4 yard per chair of 54" wide nondirectional fabric. For orders of 11 or more chairs, and for complete information on ordering C.O.M., see "Ordering C.O.M., C.O.V. and C.O.L." section.



Delivered Pricing Unupholstered	Delivered Pricing Fabric Grade 1 & C.O.M.	Delivered Pricing Fabric Grade 2	Delivered Pricing Fabric Grade 3	Delivered Pricing Vinyl Group 2V	Delivered Pricing Pallas Fabric Group P0	Delivered Pricing Pallas Fabric Group P1	Delivered Pricing Pallas Fabric Group P2	Delivered Pricing Pallas Fabric Group P3	Delivered Pricing Pallas Fabric Group P4
\$ 597									
N/A	739	779	786	786	742	752	775	798	818
\$ 720									
N/A	859	886	914	914	864	876	898	921	942

OPTIONS

California TB133 Fire Safety Code
 For California Technical Bulletin 133 compliant models, add the following upcharge:
 Model=Polypropylene
 Added Lead Time=1 week
 Added List Price=\$74
 Model=Upholstered
 Added Lead Time=1 week
 Added List Price=\$82

INFORMATION

Note:
 Torsion® in Vinyl with FR requires a customer waiver since addition of the FR fire barrier to the upholstery detracts from the aesthetics of the chair.

SPECIAL SERVICES

Special Carton Marking
 With specially marked information N/C

Shipping
 Shipped k.d. freight prepaid f.o.b. Green Bay, Wisconsin 54302 factory. Freight class #100.

Specifications and prices are subject to change without prior notice.

Torsion Air®

General Information



Armless Task Chair
(TAPDNA)



Task Armchair
(TAPDWA)



Armless Task Stool
(TASPNA)



Task Stool with Arms
(TASPWA)

Features				
Back Flex	•	•	•	•
Pneumatic seat height adjustment	•	•	•	•
General Dimensions				
Seat width	17"	17"	17"	17"
Seat depth	18-1/2"	18-1/2"	18-1/2"	18-1/2"
Seat height (stools with polished aluminum base - subtract 1-5/8")	18" - 23"	18" - 23"	23" - 33-1/2"	23" - 33-1/2"
Back width	17"	17"	17"	17"
Back height	16"	16"	16"	16"
Overall Dimensions				
Depth	26-1/2"	26-1/2"	26-1/2"	26-1/2"
Height	33-1/2" x 38-1/2"	33-1/2" x 38-1/2"	36-1/2" x 44"	36-1/2" x 44"
Width	26-1/2"	26-1/2"	27-1/2"	27-1/2"
Top of arm to floor		25" - 30"		28" - 35-1/2"

SPECIFICATIONS

Seat and Backrest

Seat is a two-piece construction with a molded polypropylene liner with a molded compound curved polypropylene shroud with a textured finish. Seat is always upholstered. Foam (1-1/2") is applied to the molded polypropylene liner. Fabric is then upholstered over the foam. Backrest frame is molded glass-reinforced nylon. Mesh fabric is 100% polyester. Seat and backrest are field-replaceable.

Back/Arm Supports

Two welded steel backrest supports attach the backrest to the torsion mechanism. If so equipped, optional armrest structure is integral to the backrest support. Arm caps are polypropylene and are field-replaceable.

Torsion Mechanism

The back flex is achieved by the torsion mechanism. It consists of two flat torsion springs captured at both ends by steel

bushings that are welded to the backrest supports. The torsion mechanism creates gradually increasing resistance over the full 12° of back flex.

Pedestal Base

26" injection-molded, glass-reinforced nylon 5-blade base. Base and cylinder are available in black. An optional polished die-cast aluminum base is available on both chairs and stools.

Pedestal Casters

Double wheels of high-impact thermoplastic. High-impact plastic frame matches chair color.

INFORMATION

C.O.M Testing and Production Requirements

Not all materials are suitable for upholstering this product. A 3/4 yd. x 54" sample must be submitted and approved prior to acceptance of an order. If the fabric is direc-

tional in pattern or weave, the direction must be indicated on the submitted sample, and additional yardage may be requested.

Test samples must be sent to:

KI
Attn: C.O.M. Specialist
1687 Westminster Drive - Gate 3
Green Bay, WI 54302



Fabric Disclaimer

Fabric will be applied as swatched by the fabric manufacturer. Fabric that is required to be applied differently than is swatched will need a Special Cost Request written specifying the direction the fabric is to be applied. The posted standard lead time will apply to the Special Cost Request.



Torsion Air®

Task Chairs and Stools

MODEL	MODEL NUMBER						Approx. Packaged Weight	Delivered Pricing Fabric Grade 1 & C.O.M.
	Basic Model	Base Color	Base	Fire Code	Upholstery Color	Mesh Color		
 <p>Task Armless Chair</p> <ul style="list-style-type: none"> • Back flex • Mesh back • Base available in black or polished aluminum 	TAPDNA	<input type="checkbox"/> <input type="checkbox"/>	<input type="checkbox"/>	<input type="checkbox"/> <input type="checkbox"/> <input type="checkbox"/>	<input type="checkbox"/> <input type="checkbox"/> <input type="checkbox"/> <input type="checkbox"/>	<input type="checkbox"/> <input type="checkbox"/> <input type="checkbox"/> <input type="checkbox"/>	24.0#	\$ 657
TAPD								
 <p>Task Armchair</p> <ul style="list-style-type: none"> • Back flex • Mesh back • Base available in black or polished aluminum 	TAPDWA	<input type="checkbox"/> <input type="checkbox"/>	<input type="checkbox"/>	<input type="checkbox"/> <input type="checkbox"/> <input type="checkbox"/>	<input type="checkbox"/> <input type="checkbox"/> <input type="checkbox"/> <input type="checkbox"/>	<input type="checkbox"/> <input type="checkbox"/> <input type="checkbox"/> <input type="checkbox"/>	26.0#	\$ 685
TAPD								

A **B** **C** **D** **E** **F**

HOW TO ORDER

Indicate the following information on order form:

1. Quantity of each item.
2. Model number, including options. See "How To Build a Model Number".
3. Any special service required.

Note: • The indicates that a choice is required.

- The absence of the indicates that no choice is required.
- Alpha-numeric characters in place of indicate that no other alternatives are available.

HOW TO BUILD A MODEL NUMBER

A Select basic model.

B Select base color.
Refer to color addendum at ki.com or KI Fabrics & Finishes binder.
Base color selection includes seat plate/mechanism and back/arm supports and are always black.
*Add \$84 for polished aluminum base.

C Select base option.

- C** - Carpet casters
- S** - Hard floor casters

Hard floor casters and glides are available only in black.

D Select fire code.

- NFR** - Compliance to TB 117-2013
- FR** - Compliance to TB 133

See FR upcharge under Options.

E Select upholstery grade/color.

Refer to color addendum at ki.com or KI Fabrics & Finishes binder.

F Select back mesh color.

BLMH - Black

GRMH - Grey

Refer to color addendum at ki.com or KI Fabrics & Finishes binder.

UPHOLSTERY INFORMATION

C.O.M. Upholstery

C.O.M. requirement for 10 chairs or less is 3/4 yard per chair of 54" wide nondirectional fabric. For orders of 11 or more chairs, and for complete information on ordering C.O.M., see "Ordering C.O.M., C.O.V. and C.O.L." section.



Delivered Pricing Fabric Grade 2	Delivered Pricing Fabric Grade 3	Delivered Pricing Vinyl Group 2V	Delivered Pricing Pallas Fabric Group P0	Delivered Pricing Pallas Fabric Group P1	Delivered Pricing Pallas Fabric Group P2	Delivered Pricing Pallas Fabric Group P3	Delivered Pricing Pallas Fabric Group P4
\$ 670	\$ 686	\$ 686	\$ 692	\$ 729	\$ 748	\$ 766	\$ 791
\$ 699	\$ 714	\$ 714	\$ 721	\$ 758	\$ 775	\$ 796	\$ 819

OPTIONS

California TB133 Fire Safety Code

The above seating products can be manufactured using the appropriate flame-retardant materials for compliance to California Technical Bulletin 133.
 Added Lead Time=1 week
 Added list price=\$47

SPECIAL SERVICES

Special Carton Marking

With specially marked information N/C



Shipping

Shipped k.d. freight prepaid f.o.b. Green Bay, Wisconsin 54302 factory. Freight class #100.

Specifications and prices are subject to change without prior notice.

Torsion Air®

Task Chairs and Stools

MODEL	MODEL NUMBER						Approx. Packaged Weight	Delivered Pricing Fabric Grade 1 & C.O.M.
	Basic Model	Base Color	Base	Fire Code	Upholstery Color	Mesh Color		
 <p>Task Armless Stool</p> <ul style="list-style-type: none"> • Back flex • Mesh back • Base available in black or polished aluminum 	TASPNA	<input type="checkbox"/>	<input type="checkbox"/>	<input type="checkbox"/>	<input type="checkbox"/>	<input type="checkbox"/>	29.0#	\$ 752
TASP								
 <p>Task Stool with Arms</p> <ul style="list-style-type: none"> • Back flex • Mesh back • Base available in black or polished aluminum 	TASPWA	<input type="checkbox"/>	<input type="checkbox"/>	<input type="checkbox"/>	<input type="checkbox"/>	<input type="checkbox"/>	31.0#	\$ 780
TASP								

A **B** **C** **D** **E** **F**

HOW TO ORDER

Indicate the following information on order form:

1. Quantity of each item.
2. Model number, including options. See "How To Build a Model Number".
3. Any special service required.

Note: • The indicates that a choice is required.

- The absence of the indicates that no choice is required.
- Alpha-numeric characters in place of indicate that no other alternatives are available.

HOW TO BUILD A MODEL NUMBER

- A** Select basic model.
- B** Select base color.
Refer to color addendum at ki.com or KI Fabrics & Finishes binder.
Base color selection includes seat plate/mechanism and back/arm supports and are always black.
*For polished aluminum selection add \$84
- C** Select base option.
C - Carpet casters
S - Hard floor casters
Hard floor casters and glides are available only in black.
- D** Select fire code.
FR - Compliance to TB 133
NFR - Compliance to TB 117-2013

See FR upcharge under Options.

- E** Select upholstery grade/color.

Refer to color addendum at ki.com or KI Fabrics & Finishes binder.

- F** Select back mesh color.
BLMH - Black
GRMH - Grey
Refer to color addendum at ki.com or KI Fabrics & Finishes binder.

UPHOLSTERY INFORMATION

C.O.M. Upholstery

C.O.M. requirement for 10 chairs or less is 3/4 yard per chair of 54" wide nondirectional fabric. For orders of 11 or more chairs, and for complete information on ordering C.O.M., see "Ordering C.O.M., C.O.V. and C.O.L." section.



Delivered Pricing Fabric Grade 2	Delivered Pricing Fabric Grade 3	Delivered Pricing Vinyl Group 2V	Delivered Pricing Pallas Fabric Group P0	Delivered Pricing Pallas Fabric Group P1	Delivered Pricing Pallas Fabric Group P2	Delivered Pricing Pallas Fabric Group P3	Delivered Pricing Pallas Fabric Group P4
\$ 766	\$ 781	\$ 781	\$ 789	\$ 826	\$ 843	\$ 861	\$ 887
\$ 796	\$ 810	\$ 810	\$ 818	\$ 855	\$ 871	\$ 889	\$ 917

OPTIONS

California TB133 Fire Safety Code

The above seating products can be manufactured using the appropriate flame-retardant materials for compliance to California Technical Bulletin 133.
 Added Lead Time=1 week
 Added list price=\$47

SPECIAL SERVICES

Special Carton Marking

With specially marked information N/C

Shipping

Shipped k.d. freight prepaid f.o.b. Green Bay, Wisconsin 54302 factory. Freight class #100.

Specifications and prices are subject to change without prior notice.

Index

Model No.	Description	Page	Model No.	Description	Page
1025/2	Task Chairs: Mid Back - Upholstered Arm	28	KIUV72/KR72	Task Chair: Adjustable Loop Arm	24
1026/2	Task Chairs: High Back - Upholstered Arm	28	KIUV72/NA	Task Chair: No-Arm Chair	22
1125/2	Task Chairs: Mid Back - Wood Arm	30	SIFTAA	Task and Guest Chairs: Task 4D Adjustable T-Arm Chair	74
1126/2	Task Chairs: High Back - Wood Arm	30	SIFTGCA	Task and Guest Chairs: Guest Cantilever Armchair	80
7225/2/NC	Task Chairs: Mid Back Swivel Tilt Chair	68	SIFTNA	Task and Guest Chairs: Task Armless Chair	74
7226/2/NC	Task Chairs: High Back Swivel Tilt Chair	68	SIFTSAA	Task and Guest Chairs: Task 4D Adjustable T-Arm Stool	78
ALTC.SC.S	Altus Slip Covers: Conference Chair - Entire Seat	12	SIFTSNA	Task and Guest Chairs: Task Armless Stool	78
ALTCLA	Task Chair: Altus® Conference Chair	10	SPDCAP	Task Chairs and Stools: Task Cantilever Armchair	84
ALTM.SC.S	Altus Slip Covers: Mesh Task Chair - Seat Slip Cover	12	SPDCATSU	Task Chairs and Stools: Task Cantilever Armchair with Top Stitch on Seat	86
ALTMNA	Task Chair: Altus® Mesh Task Chair	10	SPDNAP	Task Chairs and Stools: Task Armless Chair	84
ALTU.SC.B	Altus Slip Covers: Fabric Task Chair - Back Slip Cover	12	SPDNATSU	Task Chairs and Stools: Task Armless Chair with Top Stitch on Seat	86
ALTU.SC.S	Altus Slip Covers: Fabric Task Chair - Seat Slip Cover	12	SPSCAP	Task Chairs and Stools: Task Cantilever Arm Stool	88
ALTUNA	Task Chair: Altus® Fabric Task Chair	10	SPSCATSU	Task Chairs and Stools: Task Cantilever Arm Stool with Top Stitch on Seat	90
APDNAP	Task Chair: Armless Chair	16	SPSNAP	Task Chairs and Stools: Task Armless Stool	88
APSNAP	Task Stool: Armless Stool	18	SPSNATSU	Task Chairs and Stools: Task Armless Stool with Top Stitch on Seat	90
BR2	Task, Stool, Guest Chairs: Loop Arms (Arms Only)	64	TAPDNA	Task Chairs and Stools: Task Armless Chair	100
BR5	Task, Stool, Guest Chairs: T-Arms (Arms Only)	64	TAPDWA	Task Chairs and Stools: Task Armchair	100
ENGP/AA	Task Chairs and Stools: Armchair with Height Adjustable Arm, Pivoting Armcap	34	TASPNA	Task Chairs and Stools: Task Armless Stool	102
ENGP/BA	Task Chairs and Stools: Armchair with Height Adjustable Arm, Width Adj Armcap	36	TASPWA	Task Chairs and Stools: Task Stool with Arms	102
ENGP/CHBA	Task Chairs and Stools: Armchair with Height Adjustable Arm, Width Adj. Armcap, Chrome Arm Supports	36	TPCAP	Task Chairs: Pedestal Base Armchair	94
ENGP/HA	Task Chairs and Stools: Armchair with Height Adjustable Arms, Fixed Armcap	36	TPNAP	Task Chairs: Pedestal Base Armless Chair	94
ENGP/NA	Task Chairs and Stools: Armless Chair	34	TPSCAP	Task Chairs and Stools: Task Stool with Arms	96
ENGSP/AA	Task Chairs and Stools: Arm Stool with Height Adjustable Arm, Pivoting Armcap	38	TPSNAP	Task Chairs and Stools: Task Stool	96
ENGSP/BA	Task Chairs and Stools: Arm Stool with Height Adjustable Arm, Width Adjustable Armcaps	40			
ENGSP/HA	Task Chairs and Stools: Arm Stool with Height Adjustable Arm, Fixed Armcaps	40			
ENGSP/NA	Task Chairs and Stools: Armless Stool	38			
GPDCAP	Task Chairs and Stools: Task Cantilever Armchair	44			
GPDNAP	Task Chairs and Stools: Task Armless Chair	44			
GPSCAP	Task Chairs and Stools: Task Cantilever Arm Stool	46			
GPSNAP	Task Chairs and Stools: Task Armless Stool	46			
KI42/NA	Task, Stool, Guest Chairs: Midback Task Chair, Simple Function	58			
KI44/NA	Task, Stool, Guest Chairs: Midback Task Chair, Advanced Function	58			
KI46/NA	Task, Stool, Guest Chairs: Highback Task Chair, Simple Function	60			
KI47/NA/PL	Task, Stool, Guest Chairs: Highback Stool	64			
KI48/NA	Task, Stool, Guest Chairs: Highback Task Chair, Advanced Function	60			
KI48S/NA	Task, Stool, Guest Chairs: Highback Guest Chair	64			
KI56/BR6	Task, Stool, Guest Chairs: Conference Chair	62			
KI60S/NA	Task Chairs and Stools: Impress® Guest Chair - Sled Base	50			
KI62/NA	Task Chairs and Stools: Impress® Task Chair - Free Float	50			
KI63/NA	Task Chairs and Stools: Impress® Stool	50			
KI71S/NA	Task Chairs and Stools: Impress® Ultra Task Chair - Guest	54			
KI74/NA	Task Chairs and Stools: Impress® Ultra Task Chair - Mid Back	54			
KI75/NA	Task Chairs and Stools: Impress® Ultra Stool	54			
KI78/NA	Task Chairs and Stools: Impress® Ultra Task Chair - High Back	54			
KI88/NA	Task Chairs: Pilot Chair	72			
KIUV72/JR30	Task Chair: 360° Pivot Arm	22			
KIUV72/JR39	Task Chair: Adjustable T-Arm	22			
KIUV72/KR200	Task Chair: Adjustable K-Arm	24			
KIUV72/KR48	Task Chair: Fixed Loop Arm	24			





KI
1330 Bellevue Street
P.O. Box 8100
Green Bay, Wisconsin 54308-8100
1-800-424-2432
www.ki.com

KI and Furnishing Knowledge
are registered trademarks
of Krueger International, Inc.

© 2011 KI
All Rights Reserved.
Litho in USA.
Code KI-11478R2/KI/VL/211

Printed using only water-based inks,
including metallics. Please recycle.