

Promenade® Seating System Price List ■

January 03, 2011

Updated February 15, 2016

800-424-2432



Furnishing Knowledge®



Contents

Refer to KI Terms & Conditions document or visit ki.com.

Ordering C.O.M., C.O.L., and C.O.V.	Bondel, Green Bay, Ontario, and Tupelo	2
	Shipping Location	4
<hr/>		
Promenade® Seating System	General Information	6
	Tandem Seating	8
	Tandem Seating	10
	Seating Components	12
	Arm and Base Components	14
	Arm and Base Components	16
	Beam Mounted Tables	18
<hr/>		
Index		20

Ordering C.O.M., C.O.L., and C.O.V.

Bonduel, Green Bay, Ontario, and Tupelo

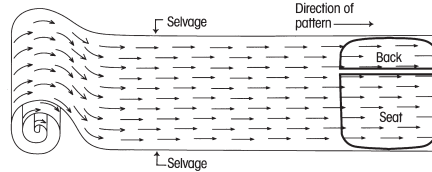
How to Specify C.O.M. Upholstery

Textile designs often have intricate patterns. Not all individuals will interpret fabric direction in the same manner.

As a standard procedure, KI cuts fabrics off the roll in a horizontal fashion as shown in Diagram A at the right. By cutting in this fashion, most waste is eliminated. Our requirements for yardage in this book are based on this type of cutting. When directional or patterned fabrics are used, they often require more yardage than solid colors.

By providing KI with a completely filled-out copy of the form on this page, we will be able to expedite your order. We find it particularly helpful with directional or patterned copies of this form accompany test quantities as well as production quantities of C.O.M.

C.O.M. must be supplied in continuous yardage.



C.O.M., C.O.L. and C.O.V. Testing

KI will require for testing actual yardage to upholster one chair. The testing requirements depend on which chair you have selected on your order.

Test samples will be applied to the order and will be held for 6 months if needed. After 6 months, the sample can no longer be applied to your order. For all products to be tested, send test samples for approval to:

KI
Attn: C.O.M. Specialist
1687 Westminster Drive, Gate 3
Green Bay WI 54302

To expedite the procedure, attach a copy of the "C.O.M. Information Form" on this page.

All C.O.M., C.O.L. and C.O.V. must be labeled with the purchase order number.

C.O.M., C.O.L. and C.O.V. Production

Customer's fabrics and leathers must be approved prior to acceptance for production. Upon test approval, a 1" square sample swatch of upholstery material must accompany the order. KI assumes no responsibility for wear, defects or performance of customer's own fabrics, vinyl or leather. C.O.M., C.O.L. and C.O.V. orders are available on a deferred delivery basis.

Orders for production of C.O.M., C.O.L. and C.O.V. upholstered products are not scheduled for processing until upholstery material is received. Upon receipt, KI will provide an acknowledgement and an estimated shipping date.

KI recommends that leather be ordered in yardage. Leather must be usable. The outer edges cannot be calculated as square feet or yardage.

The C.O.M., C.O.L. and C.O.V. yardage requirements accompanying products in the pricing section are for 10 chairs/seats or less, 54" wide nondirectional material. On larger orders, less material is required.

For exact production yardage requirements, call 1-800-424-2432, ext. 2707.

C.O.M., C.O.L. and C.O.V. Order Processing

For products shipped from Green Bay, WI facility, ship upholstery material to:

KI
Attn: C.O.M. Storage
1687 Westminster Drive, Gate 3
Green Bay, WI 54302

For products shipped from Tupelo, MS facility ship material to:

KI Tupelo
Attn: C.O.M. Storage
2112 South Green Street
Tupelo, MS 38801

For products shipped from Bonduel, WI facility, ship material to:

KI
Attn: C.O.M. Storage
204 West South Street
Bonduel, WI 54107

For products shipped from Ontario, CA facility, ship material to:

Avail/Impress/Kismet/Medical & Laboratory Stools/Pilot
Attn: C.O.M. Storage
1110 S. Mildred Ave.
Ontario, CA 91761

Intricate Patterns

In the event of specific requirements for positioning of intricate patterns or pattern repeats on seats and backrests, provide a sketch noting requirements, as in Diagram B, along with materials for testing, and with the order.

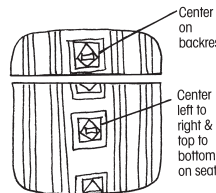


Diagram B

Treated Materials

If C.O.M. requires processing such as Scotchgard® or acrylic backing, it often shrinks. To prevent delays in delivery or back ordering due to shrinkage, please have your processor remeasure after processing and assure adequate yardage shipment.

Split Orders

If a portion of the shipment which does not require C.O.M., C.O.L. or C.O.V. applications is to be processed and shipped early, KI will enter the order immediately at your request. These split shipments are subject to minimum order changes.

Contact the C.O.M. Specialist at 1-800-424-2432, ext. 2707, with questions or to verify a split order.

Excess Upholstery Material

KI will dispose of excess upholstery material at the time of shipment unless expressly requested to return it with the product shipment.

Cancelled or Changed Orders

KI assumes no responsibility for extra C.O.M., C.O.L. or C.O.V. material due to a change of upholstery or cancellation of an order. It is the customer's responsibility to arrange for return of this material.

C.O.M., C.O.L. and C.O.V. Information Form

A copy of this form should accompany test requests and production orders. Please fill it out completely, and, if your order has been acknowledged, provide the acknowledgement number.

 Purchasing Agent (Dealer or buying organization)

 Attention

 Address

 City State Zip

 Project Name

 Type of seating and number of units of each type

Please see information below and check the appropriate box.

Submitted for testing.

Test approved. Submitted for production.

Purchase Order Number _____


KI Acknowledgement Number _____

In all instances, send this form to the C.O.M. Specialist.

A Selvage Top and Bottom



B Selvage Side and Side





Ordering C.O.M., C.O.L., and C.O.V.

Bonduel, Green Bay, Ontario, and Tupelo



Ordering C.O.M., C.O.L., and C.O.V.

Shipping Location

C.O.M. SHIPPING LOCATION

Architectural Walls

Genius Walls MN

Casegoods

Dante Benches AG
Darwin Tackboards MN
Aristotle Tackboards MN

Classroom Furniture

360° Classroom Furniture BW
Dorsal 1090 Chairs GB
Intellect Wave Chairs GB
Learn2 GB

Desking

700 Series Desking KP
Balance Overheads MN
Genesis Desking MN
True Desking KP
Universal Overheads MN
WorkZone Desking MN

Files & Storage

700 Series Pedestal Cushion GB
Connection Zone Pads BW
U-Series Pedestal Cushion GB

Fixed Seating

Concerto Auditorium Seating BW
Single Pedestal Seating GB
Jury Base Seating GB
Hi5 GB
Lancaster Auditorium Seating BW
Sequence Seating GB
University Seating GB

Panel Systems

All Terrain KP
Balance Overheads MN

System 3000 MN
Universal Overheads MN
Wireworks MN
Unite MN

Residence Hall Furniture

RoomScape Furniture MN

Screens

All Terrain KP
Connection Zone BW
True/Volition KP
Genesis KP

Seating

100 Series Folding Chairs BW
300 Series Folding Chairs BW
600 Series Stools BW
700 Series Folding Chairs BW
1000 Series GB
1100 Series Folding Chairs BW
Aerdyn Guest Seating HN
Affina Collection HN
Arissa Lounge HN
Altus Task Chairs TM
Apply Stack Chairs GB
Auditorium Folding Chairs BW
Avail Task Chairs OM
Bantam Guest Seating HN
Boss Design Chairs HN
Cinturon Lounge & Professional Seating HN
Cody Lounge Seating HN
Connection Zone Privacy Booths HN
Doni Collection GB
Dorsal Stack & Tandem Seating GB
Engage Task Chairs & Stools GB
Front Row Seats (Silk Screening) BW
GateOne Public Seating BW
Grazie Seating GB

Hub Modular Lounge Seating HN
Impress Task Chairs OM
Impress Ultra Task Chairs OM
Jessa Lounge Seating HN
Jubi Guest Chair GB
Kismet Task/Guest Chairs & Stools OM
Kurv Benches HN
LaResta Day Beds HN
Lyra Lounge Seating HN
Maestro Stack Chairs GB
Matrix Stack Chairs GB
Medical & Laboratory Stools OM
Mesa Lounge & Task Seating HN
MyWay Seating HN
Neena Benches HN
Opt4 GB
Perry Stack Chairs GB
Perth Multiple & Healthcare Seating HN
Perth II Healthcare Seating HN
Pilot Task Chairs OM
Piretti Stack Chairs GB
Promenade Seating System BW
Rapture Stack Chairs & Stools GB
Ruckus GB
Rose Healthcare BW
Sela Lounge Seating HN
Sift Task Chairs TM
Silhouette Stack Chairs & Stools BW
Soltice Metal Collection HN
Soltice Multiple, Healthcare & Guest HN
Soltice II Healthcare Seating HN
Strive Multiple, Stack & Task GB
Sway BW
Tea Cup Lounge Seating HN
Torsion-on-the-Go! Nesting Chairs GB
Torsion Air Stack and Task Seating GB
Torsion Stack and Task Seating GB
Versa Stack Chairs & Stools GB



KI Manufacturing Sites - Customer's Own Material Shipment Manufacturing Site Addresses

AG

Contact KI at
1-800-424-2432

GB

KI Green Bay
Attn: COM Storage
1687 Westminster Drive - Gate 3
Green Bay, WI 54302

KP

KI Pembroke
Attn: COM Storage
1000 Olympic Dr.
Pembroke, Ontario K8A6X7

MN

KI Manitowoc
Attn: COM Storage
1400 S. 41st St.
Manitowoc, WI 54220

BW

KI Bonduel
Attn: COM Storage
204 West South St.
Bonduel, WI 54107

HN

KI-HN
Attn: COM Storage
217 Feld Avenue
High Point, NC 27263

OM

KI
Attn: COM Storage
1110 S. Mildred Ave.
Ontario, CA 91761

TM

KI Tupelo
2112 South Green St.
Tupelo, MS 38804



Ordering C.O.M., C.O.L., and C.O.V.
Shipping Location



Promenade[®] Seating System

General Information



Tandem Seating w/Tables



Seat

Features	Seating		Beam Mounted Tables		
	Seat	Bench	Full Size	Half Round	Corner Table
Steel construction	•	•	•		•
Fiberglass construction					
Upholstery available	•				
Laminates available			•	•	•
Suitable for outdoor use	•(steel)	•(steel)	•(steel)		•(steel)
Dimensions					
overall width	21"	21"	21"	20¼"	30"
overall depth	26 ³ / ₁₆ "	22½"	22½"	2½"	30"
overall height	31 ¹ / ₈ "	16"	16"	16"	16"
seat height	17 ¹ / ₈ "	16"			
Bench w/fixed bases		14 ¹ / ₈ "**			
Bench w/embedded bases		14 ¹ / ₈ "**			
Bench w/movable bases		14 ⁷ / ₈ " *(w/glides fully inserted)			
Seat w/fixed bases	16**				
Seat w/embedded bases	16**				
Seat w/movable bases	16 ³ / ₄ ** (w/glides fully inserted)				
Overall Dimensions					
Seat height w/fixed bases	30**				
Seat height w/embedded bases	30**				
Seat height w/movable bases	30 ³ / ₄ ** (w/glides fully inserted)				

*For units with upholstery, add additional ¹/₈" **Note:** Tables are the same height as benches. Glides could add ¹/₂" when fully extended.

SPECIFICATIONS

Seat, Benches, or Metal Tables with Perforated Steel Exteriors

14-ga. Sheet steel, die formed and welded to a 1" x 14 ga. Seam welded tubular steel frame. Perforations are 3/8" diameter.

Arms

Constructed of 1" x 14-ga. Tubular steel, die formed and welded to mounting yoke. Textured plastic arm cap is permanently attached.

Mounting

Seats, benches and tables have steel spiders and yokes welded into an integral unit. The yoke is placed over the steel beam and secured with bolts.

Beams

Beams 11-ga. 1-1/2" x 2" seamless steel. Plastic end caps.

Freestanding Base

14-ga., 1.5 x 4 rectangular seam welded tubular steel column. Cast aluminum base is bolted to the column. Either a yoke or yoke cover are welded to the top for securing to the beam with bolts. Adjustable glides.

Wallsaver Extension

Attaches to base with rear glide. Contacts the wall at the floor to prevent seat back from touching the wall. Black only.

Anchored Base

The base may be drilled for anchoring with 3/8" diameter bolts. Anchoring bolts not provided.

Embedded Base

14-ga., 1.5 x 4 rectangular seam welded tubular steel column. 16" length for embedding in concrete. Either a yoke or yoke cover are welded to the top for securing to the beam with bolts.

Metal Finish

Indoor finishes are nonchipping epoxy powder, electrostatically applied, then baked on. Outdoor finishes are nonchipping polyester powder, electrostatically applied, then baked on over a rust-inhibiting sealer.

"L" Corner Table Assembly

For mounting modular units at a 90 degree angle. Corners are formed by mounting beam extensions joined by a table top and supported by a leg for each beam. A 2-5/8" o.d. leg with a leveling glide supports the back corner of the table top. Corner table surfaces match in-line tables.

Plastic Laminate In-line Tables

May be used in place of seats on the beam, or for corner table applications. Solid core top 7/8" thick consisting of high-density particle board with plastic laminate surface and vinyl bullnose edge. Rounded corners. For interior use only.

FIRE RETARDANTS

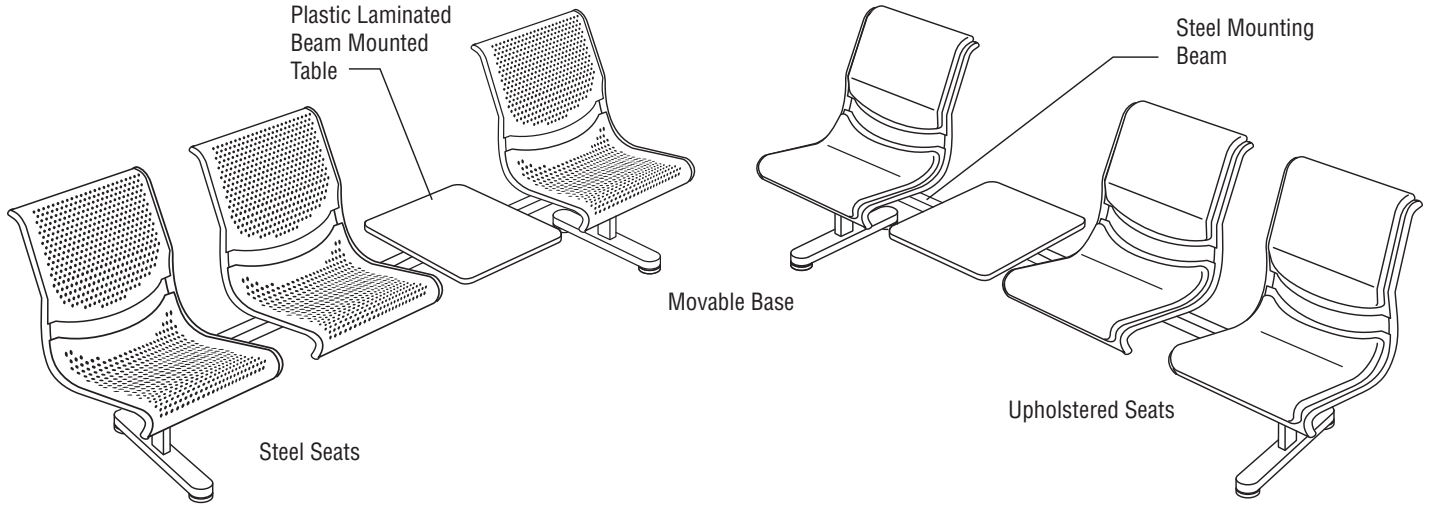
Upholstered Seating items:

Fire retardant treatment (FR) allows seating products to be manufactured using the appropriate flame retardant materials and fabric selections for compliance to California Technical Bulletin 133.

Order Review/Design Service

It is KI's policy with this product to check all incoming orders for accuracy. When ordering, please provide a plan-view sketch and identify desired components.

KI will provide a design and engineering service, upon request, to tailor this product to your needs. This includes a comprehensive proposal. Contact KI for further information.



INFORMATION

Design

Designed by the KI Design Team.

C.O.M. and C.O.V. Testing and Production Requirements

Not all materials are suitable for upholstering this product. A 12" x 12" sample must be submitted and approved prior to acceptance of an order. If the fabric is directional in pattern or weave, the direction must be indicated on the submitted sample, and additional yardage may be requested. Leather must be free of imperfections.

Test samples must be sent to:
KI
Attn: C.O.M. Specialist
1687 Westminster Drive - Gate 3
Green Bay, WI 54302

Warranty

Refer to KI Terms & Conditions document or visit ki.com


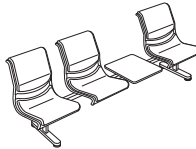
Fabric

Fabric will be applied as swatched by the fabric manufacturer. Fabric that is required to be applied differently than is swatched will need a Special Cost Request written specifying the direction the fabric is to be applied. The posted standard lead time will apply to the Special Cost Request.

INFORMATION

Promenade® Seating System

Tandem Seating

		MODEL NUMBER								
		Basic Model	Table Style	Frame Color	Surface Finish	Edge Color	Upholstery Color	Fire Code		
	SEAT - Armless Unupholstered with Movable Base • Seats and tables clamp to mounting beam. Tables interchange with seats anywhere on the beam • Laminate tables are full size, 22-1/2" D x 21" W	45 x 26 x 32"	PRM2/S1/1T	<input type="checkbox"/>	<input type="checkbox"/>	<input type="checkbox"/>	<input type="checkbox"/>			
		45 x 26 x 32"	PRM2/S2/0T		<input type="checkbox"/>					
		69 x 26 x 32"	PRM3/S2/1T	<input type="checkbox"/>	<input type="checkbox"/>	<input type="checkbox"/>	<input type="checkbox"/>			
		69 x 26 x 32"	PRM3/S3/0T		<input type="checkbox"/>					
		93 x 26 x 32"	PRM4/S3/1T	<input type="checkbox"/>	<input type="checkbox"/>	<input type="checkbox"/>	<input type="checkbox"/>			
		93 x 26 x 32"	PRM4/S4/0T		<input type="checkbox"/>					
PRM2										
PRM3										
PRM4										
	SEAT - Armless Upholstered with Movable Base • Seats and tables clamp to mounting beam. Tables interchange with seats anywhere on the beam • Laminate tables are full size, 22-1/2" D x 21" W • Foam pads on upholstered units for additional comfort in interior settings. May be removed for cleaning or reupholstery	45 x 26 x 32"	PRM2U/S1/1T	<input type="checkbox"/>	<input type="checkbox"/>	<input type="checkbox"/>	<input type="checkbox"/>	<input type="checkbox"/>	<input type="checkbox"/>	
		45 x 26 x 32"	PRM2U/S2/0T		<input type="checkbox"/>			<input type="checkbox"/>	<input type="checkbox"/>	
		69 x 26 x 32"	PRM3U/S2/1T	<input type="checkbox"/>	<input type="checkbox"/>	<input type="checkbox"/>	<input type="checkbox"/>	<input type="checkbox"/>	<input type="checkbox"/>	
		69 x 26 x 32"	PRM3U/S3/0T		<input type="checkbox"/>			<input type="checkbox"/>	<input type="checkbox"/>	
		93 x 26 x 32"	PRM4U/S3/1T	<input type="checkbox"/>	<input type="checkbox"/>	<input type="checkbox"/>	<input type="checkbox"/>	<input type="checkbox"/>	<input type="checkbox"/>	
		93 x 26 x 32"	PRM4U/S4/0T		<input type="checkbox"/>			<input type="checkbox"/>	<input type="checkbox"/>	
PRM2U										
PRM3U										
PRM4U										
				A	B	C	D	E	F	G

HOW TO ORDER

Indicate the following information on order form:

- Quantity of each item.
- Model number, including options. See "How To Build a Model Number".
- Any special service required.

Note: • The indicates that a choice is required.

- The absence of the indicates that no choice is required.
- Alpha-numeric characters in place of indicate that no other alternatives are available.

HOW TO BUILD A MODEL NUMBER

- A** Select basic model.
- B** Select table style.
SL - Square laminate
SM - Square Metal; add \$133
- C** Select frame color.
 Refer to color addendum at ki.com or KI Fabrics & Finishes binder.
 Outdoor finishes can be ordered on unupholstered units without tables and unupholstered units with metal tables.
- D** Select surface finish.
 Refer to color addendum at ki.com or KI Fabrics & Finishes binder.
 Surface finish offerings are based on edge style selections.
- E** Select table edge color.
 Refer to color addendum at ki.com or KI Fabrics & Finishes binder.
 Edge color offerings are based on edge

style selections.

- F** Select upholstery grade/color
 Refer to color addendum at ki.com or KI Fabrics & Finishes binder.
- G** Select TB133.
NFR - No TB133 fire retardant
FR - Fire retardant
 See pricing column for TB133 upcharge.

FINISH INFORMATION

C.O.M. and C.O.V. Upholstery

For 10 seats or less, supply the following:

Seats require 3/4 yard of 54" wide nondirectional fabric or vinyl.

For 11 or more seats or pattern or directional material, see "ordering C.O.M., C.O.V. and C.O.L." section.

California TB133 Fire Safety Code

The above seating products can be manufactured using the appropriate flame retardant materials and fabric selections for compliance to California Technical Bulletin 133. Add FR to end of model number. Add Upcharge.



Promenade® Seating System

Tandem Seating

Approx. Packaged Weight	Delivered Pricing	Delivered Pricing Fabric Grade 1 & C.O.M.	Delivered Pricing Fabric Grade 2	Delivered Pricing Fabric Grade 3	Delivered Pricing Vinyl Group 2	Delivered Pricing Pallas Fabric Group P0	Delivered Pricing Pallas Fabric Group P1	Delivered Pricing Pallas Fabric Group P2	Delivered Pricing Pallas Fabric Group P3	Delivered Pricing Pallas Fabric Group P4	TB133 add to list price
107.0#	\$ 1664										N/A
72.0#	1457										N/A
135.0#	2142										N/A
99.0#	1934										N/A
163.0#	2620										N/A
127.0#	2410										N/A

119.0#	N/A	\$ 2078	\$ 2230	\$ 2252	\$ 2252	\$ 2148	\$ 2158	\$ 2209	\$ 2259	\$ 2311	\$ 139
83.0#	N/A	1868	2024	2044	2044	1924	1946	1999	2051	2102	139
153.0#	N/A	2760	2996	3025	3025	2860	2881	2961	3036	3116	210
117.0#	N/A	2551	2785	2814	2814	2640	2672	2749	2827	2907	210
187.0#	N/A	3445	3756	3796	3796	3575	3607	3711	3813	3916	279
151.0#	N/A	3237	3546	3583	3583	3355	3397	3501	3604	3708	279

OPTIONS

Outdoor Coating

For unupholstered units without tables and unupholstered units with metal tables the outdoor coating upcharges are:

- 2 place = \$143
- 3 place = \$196
- 4 place = \$240

SPECIAL SERVICES

Special Carton Marking

With specially marked information N/C

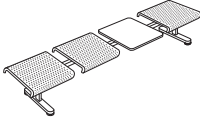
Shipping

Shipped **k.d. freight prepaid f.o.b. Bonduel, Wisconsin 54107** factory. Freight class #125.

Specifications and prices are subject to change without prior notice.

Promenade® Seating System

Tandem Seating

MODEL	W x D x H	MODEL NUMBER					Approx. Packaged Weight
		Basic Model	Table Style	Frame Color	Surface Finish	Edge Color	
 <p>BENCH - Armless Unupholstered with Movable Base</p> <ul style="list-style-type: none"> • Benches and tables clamp to mounting beam. Tables interchange with benches anywhere on the beam • Laminate tables are full size, 22-1/2" D x 21" W 	45 x 26 x 32"	PRM2/B1/1T	<input type="checkbox"/>	<input type="checkbox"/>	<input type="checkbox"/>	<input type="checkbox"/>	107.0#
	45 x 26 x 32"	PRM2/B2/0T	<input type="checkbox"/>	<input type="checkbox"/>	<input type="checkbox"/>	<input type="checkbox"/>	72.0#
	69 x 26 x 32"	PRM3/B2/1T	<input type="checkbox"/>	<input type="checkbox"/>	<input type="checkbox"/>	<input type="checkbox"/>	135.0#
	69 x 26 x 32"	PRM3/B3/0T	<input type="checkbox"/>	<input type="checkbox"/>	<input type="checkbox"/>	<input type="checkbox"/>	99.0#
	93 x 26 x 32"	PRM4/B3/1T	<input type="checkbox"/>	<input type="checkbox"/>	<input type="checkbox"/>	<input type="checkbox"/>	163.0#
	93 x 26 x 32"	PRM4/B4/0T	<input type="checkbox"/>	<input type="checkbox"/>	<input type="checkbox"/>	<input type="checkbox"/>	127.0#

PRM2
PRM3
PRM4

A **B** **C** **D** **E**

HOW TO ORDER

Indicate the following information on order form:

1. Quantity of each item.
2. Model number, including options. See "How To Build a Model Number".
3. Any special service required.

Note: • The indicates that a choice is required.
• The absence of the indicates that no choice is required.
• Alpha-numeric characters in place of indicate that no other alternatives are available.

HOW TO BUILD A MODEL NUMBER

style selections.

- A** Select basic model.
- B** Select table style.
 - SL** - Square laminate
 - SM** - Square Metal; add \$133
- C** Select frame color.
 Refer to color addendum at ki.com or KI Fabrics & Finishes binder.
 Outdoor finishes can be ordered on unupholstered units without tables and unupholstered units with metal tables.
- D** Select surface finish.
 Refer to color addendum at ki.com or KI Fabrics & Finishes binder.
 Surface finish offerings are based on edge style selections.
- E** Select table edge color.
 Refer to color addendum at ki.com or KI Fabrics & Finishes binder.
 Edge color offerings are based on edge

OPTIONS

Outdoor Coating

For unupholstered units without tables and unupholstered units with metal tables the outdoor coating upcharges are:

- 2 place = \$143
- 3 place = \$196
- 4 place = \$240



Promenade® Seating System

Tandem Seating

Delivered Pricing

\$ 1664
1457
2142
1934
2620
2410

SPECIAL SERVICES

Special Carton Marking

With specially marked information N/C

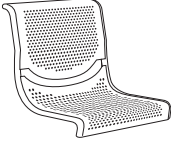
Shipping

Shipped **k.d. freight prepaid f.o.b. Bonduel, Wisconsin 54107** factory. Freight class #125.

Specifications and prices are subject to change without prior notice.

Promenade® Seating System

Seating Components

				MODEL NUMBER			
MODEL	Features	W x D x H	Basic Model	Frame Color	Upholstery Color	Fire Code	
 HRDPT PROMU	Armless Seat • Heavy gauge perforated steel backrest and seat welded to tubular steel frame • Seats clamp to mounting beam and may be interchanged with full size tables • Foam pads on upholstered units for additional comfort in interior settings. May be removed for cleaning or reupholstery • Seat price includes mounting beam	Perforated Steel Seat 21 x 22-1/2 x 16" (w/Outdoor Coating) 21 x 22-1/2 x 16" Upholstered Seat 21 x 22-1/2 x 16"	PRMSEAT PRMSEAT.OD PRSB	<input type="checkbox"/> <input type="checkbox"/> <input type="checkbox"/> <input type="checkbox"/> <input type="checkbox"/> <input type="checkbox"/>	<input type="checkbox"/> <input type="checkbox"/> <input type="checkbox"/> <input type="checkbox"/> <input type="checkbox"/> <input type="checkbox"/> <input type="checkbox"/> <input type="checkbox"/> <input type="checkbox"/> <input type="checkbox"/> <input type="checkbox"/> <input type="checkbox"/>	<input type="checkbox"/> <input type="checkbox"/> <input type="checkbox"/> <input type="checkbox"/> <input type="checkbox"/> <input type="checkbox"/>	
	Bench Seat • Heavy gauge perforated steel seat welded to tubular steel frame • Seats clamp to mounting beam and may be interchanged with full size tables • Seat price includes mounting beam	Perforated Steel Bench 21 x 26 x 32" (w/Outdoor Coating) 21 x 26 x 32"	PRMBENCH PRMBENCH.OD	<input type="checkbox"/> <input type="checkbox"/> <input type="checkbox"/> <input type="checkbox"/>			
				A	B	C	D

HOW TO ORDER

Indicate the following information on order form:

- Quantity of each item.
- Model number, including options. See "How To Build a Model Number".
- Any special service required.

Note: • The indicates that a choice is required.

- The absence of the indicates that no choice is required.
- Alpha-numeric characters in place of indicate that no other alternatives are available.

HOW TO BUILD A MODEL NUMBER

- A** Select basic model.
- B** Select frame color.
Refer to color addendum at ki.com or KI Fabrics & Finishes binder.
- C** Select upholstery grade/color
Refer to color addendum at ki.com or KI Fabrics & Finishes binder.
- D** Select TB133.

NFR	- No TB133 fire retardant
FR	- Fire retardant

 See pricing column for TB133 upcharge.

FINISH INFORMATION

C.O.M. and C.O.V. Upholstery

For 10 seats or less, supply the following:

Seats require 3/4 yard of 54" wide nondirectional fabric or vinyl.

For 11 or more seats or pattern or directional material, see "ordering C.O.M, C.O.V. and C.O.L." section.

California TB133 Fire Safety Code

The above seating products can be manufactured using the appropriate flame retardant materials and fabric selections for compliance to California Technical Bulletin 133. Add FR to end of model number. Add Upcharge.

OPTIONS

Outdoor Coating

Model numbers that end in OD indicate they are manufactured with outdoor coating.



Promenade® Seating System

Seating Components

Approx. Packaged Weight	Delivered Pricing	Delivered Pricing Fabric Grade 1 & C.O.M.	Delivered Pricing Fabric Grade 2	Delivered Pricing Fabric Grade 3	Delivered Pricing Vinyl Group 2	Delivered Pricing Pallas Fabric Group P0	Delivered Pricing Pallas Fabric Group P1	Delivered Pricing Pallas Fabric Group P2	Delivered Pricing Pallas Fabric Group P3	Delivered Pricing Pallas Fabric Group P4	TB133 add to list price
24.0#	\$ 479										N/A
24.0#	523										N/A
30.0#	N/A	686	763	770	770	714	724	753	775	804	68
20.0#	\$ 479										N/A
20.0#	523										N/A

SPECIAL SERVICES

Special Carton Marking

With specially marked information N/C

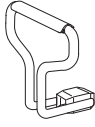
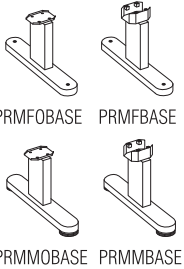
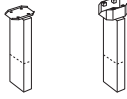
Shipping

Shipped **k.d. freight prepaid f.o.b. Bonduel, Wisconsin 54107** factory. Freight class #125.

Specifications and prices are subject to change without prior notice.

Promenade® Seating System

Arm and Base Components

MODEL	Features	MODEL NUMBER		Approx. Packaged Weight	
		Basic Model	Frame Color		
	Universal Loop Arm • May be used individually or in pairs between each pair of seats • Clamps to beam and is secured with bolts. Removable • Arm has black high-impact rigid polypropylene armrest permanently attached	Tubular Steel Armrest	PRMLA	<input type="checkbox"/>	7.0#
		(w/Outdoor Coating)	PRMLA.OD	<input type="checkbox"/>	7.0#
HRDPT					
	Freestanding Base • Heavy gauge tubular steel column. Cast aluminum leg with adjustable glides • Clamps to beam directly or may be used for clamping to seats or tables and the beam. Secured with bolts. Removable • Base is drilled for anchoring bolts when fixed base option is specified • Inboard base sits directly under center of seat • Outboard base can be attached at any location on the beam	Fixed Inboard Base	PRMFBASE	<input type="checkbox"/>	10.0#
		(w/Outdoor Coating)	PRMFBASE.OD	<input type="checkbox"/>	10.0#
		Fixed Outboard Base	PRMFOBASE	<input type="checkbox"/>	10.0#
		(w/Outdoor Coating)	PRMFOBASE.OD	<input type="checkbox"/>	10.0#
		Movable Inboard Base	PRMMBASE	<input type="checkbox"/>	10.0#
		(w/Outdoor Coating)	PRMMBASE.OD	<input type="checkbox"/>	10.0#
Movable Outboard Base	PRMMOBASE	<input type="checkbox"/>	10.0#		
(w/Outdoor Coating)	PRMMOBASE.OD	<input type="checkbox"/>	10.0#		
HRDPT					
	Embedded Base • Heavy gauge tubular steel column has extra length. • Clamps to beam directly or may be used for clamping to seats or tables and the beam. Secured with bolts. Removable	Embedded in Concrete Inboard	PRMEBASE	<input type="checkbox"/>	8.0#
		(w/Outdoor Coating)	PRMEBASE.OD	<input type="checkbox"/>	8.0#
		Embedded in Concrete Outboard	PRMEOBASE	<input type="checkbox"/>	8.0#
		(w/Outdoor Coating)	PRMEOBASE.OD	<input type="checkbox"/>	8.0#
HRDPT					

A

B

HOW TO ORDER

Indicate the following information on order form:

- Quantity of each item.
- Model number, including options. See "How To Build a Model Number".
- Any special service required.

- Note:
- The indicates that a choice is required.
 - The absence of the indicates that no choice is required.
 - Alpha-numeric characters in place of indicate that no other alternatives are available.

HOW TO BUILD A MODEL NUMBER

- A** Select basic model.
- B** Select frame color.
Refer to color addendum at ki.com or KI Fabrics & Finishes binder.

OPTIONS

Outdoor Coating

Model numbers that end in OD indicate they are manufactured with outdoor coating.



Promenade® Seating System

Arm and Base Components

Delivered
Pricing

\$ 119
127

\$ 275
303
275
303
250
276
250
276

\$ 163
179
163
179

SPECIAL SERVICES

Special Carton Marking

With specially marked information N/C

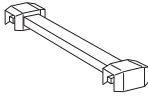
Shipping

Shipped **k.d. freight prepaid f.o.b. Bonduel, Wisconsin 54107** factory. Freight class #125.

Specifications and prices are subject to change without prior notice.

Promenade® Seating System

Arm and Base Components

	MODEL	Features	MODEL NUMBER		Approx. Packaged Weight
			Basic Model	Frame Color	
	Back-to-Back Ganging Bar • Connects two units back to back		87.6232	<input type="checkbox"/>	5.0#
		(w/Outdoor Coating)	87.6232.OD	<input type="checkbox"/>	5.0#
HRDPT					
HRDPT	Wallsaver Extension • Heavy gauge steel, held in place by rear glide • Available in black only • Order one Wallsaver Extension per base (2-place, 3-place, and 4-place units each have Qty (2) bases; Each unit would need Qty (2) Wallsaver Extensions		PWSE.BL		1.0#

A

B

HOW TO ORDER

Indicate the following information on order form:

1. Quantity of each item.
2. Model number, including options. See "How To Build a Model Number".
3. Any special service required.

Note: • The indicates that a choice is required.
 • The absence of the indicates that no choice is required.
 • Alpha-numeric characters in place of indicate that no other alternatives are available.

HOW TO BUILD A MODEL NUMBER

- A** Select basic model.
- B** Select frame color.
Refer to color addendum at ki.com or KI Fabrics & Finishes binder.

OPTIONS

Outdoor Coating
 Model numbers that end in OD indicate they are manufactured with outdoor coating.



Promenade[®] Seating System

Arm and Base Components

Delivered
Pricing

\$ 98

105

\$ 55

SPECIAL SERVICES

Special Carton Marking

With specially marked information N/C



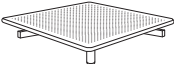

Shipping

Shipped **k.d. freight prepaid f.o.b.**
Bondue, Wisconsin 54107 factory. Freight
class #125.

Specifications and prices are subject to
change without prior notice.

Promenade® Seating System

Beam Mounted Tables

			MODEL NUMBER				Approx. Packaged Weight
			Basic Model	Table Finish	Table Surface	Edge Color	
 	Full Size Perforated Steel	21 x 22-1/2 x 16"	PRMSMT	<input type="checkbox"/>			34.0#
	(w/Outdoor Coating)	21 x 22-1/2 x 16"	PRMSMT.OD	<input type="checkbox"/>			34.0#
	Full Size Plastic Laminate	21 x 22-1/2 x 16"	PRMSLT	<input type="checkbox"/>	<input type="checkbox"/>	<input type="checkbox"/>	15.0#
HRDPT							
PMSL							
Beam Mounted Inline Full Size Tables							
<ul style="list-style-type: none"> • Tables clamp to mounting beam and are secured with bolts • Full size table may be interchanged with seat or bench • Table price includes mounting beam • Plastic laminate tables are suitable for indoor applications only 							
 	Connects to 1 Freestanding Unit, Perforated Steel	30 x 30 x 16"	PRMSMTLO	<input type="checkbox"/>			90.0#
	(w/Outdoor Coating)	30 x 30 x 16"	PRMSMTLO.OD	<input type="checkbox"/>			90.0#
	Connects 2 Freestanding Units, Perforated Steel	30 x 30 x 16"	PRMSMTL	<input type="checkbox"/>			90.0#
	(w/Outdoor Coating)	30 x 30 x 16"	PRMSMTL.OD	<input type="checkbox"/>			90.0#
	Connects to 1 Freestanding Unit, Laminate	30 x 30 x 16"	PRMSLTLO	<input type="checkbox"/>	<input type="checkbox"/>	<input type="checkbox"/>	66.0#
	Connects 2 Freestanding Units, Laminate	30 x 30 x 16"	PRMSLT	<input type="checkbox"/>	<input type="checkbox"/>	<input type="checkbox"/>	66.0#
HRDPT							
PMSC							
Beam Mounted Corner Table							
<ul style="list-style-type: none"> • Heavy gauge steel surface welded to a tubular steel frame • Tables clamp to mounting beam and are secured with bolts • Joins two units at right angles • May be attached to one unit at end • When specifying, units to be attached must be identified • Includes corner table leg and mounting beam extensions • Outboard bases must be ordered separately (1 per connection) 							
			A	B	C	D	

HOW TO ORDER

Indicate the following information on order form:

1. Quantity of each item.
2. Model number, including options. See "How To Build a Model Number".
3. Any special service required.

Note: • The indicates that a choice is required.

- The absence of the indicates that no choice is required.
- Alpha-numeric characters in place of indicate that no other alternatives are available.

HOW TO BUILD A MODEL NUMBER

- A** Select basic model.
- B** Select metal component color. Refer to color addendum at ki.com or KI Fabrics & Finishes binder.
- C** Select element color. Refer to color addendum at ki.com or KI Fabrics & Finishes binder.
- D** Select edge color. Refer to color addendum at ki.com or KI Fabrics & Finishes binder. Edge color offerings are based on edge style selections.

OPTIONS

Outdoor Coating

Model numbers that end in OD indicate they are manufactured with outdoor coating.



Promenade® Seating System

Beam Mounted Tables

Delivered Pricing

\$ 478
522
314

\$ 1063
1167
1109
1218
596
1094

SPECIAL SERVICES

Special Carton Marking

With specially marked information N/C

Shipping

Shipped **k.d. freight prepaid f.o.b. Bonduel, Wisconsin 54107** factory. Freight class #125.

Specifications and prices are subject to change without prior notice.

Index

Model No.	Description	Page
87.6232	Arm and Base Components: Back-to-Back Ganging Bar	16
PRM2/B1/1T	Tandem Seating: BENCH - Armless Unupholstered with Movable Base	10
PRM2/S1/1T	Tandem Seating: SEAT - Armless Unupholstered with Movable Base	8
PRM2U/S1/1T	Tandem Seating: SEAT - Armless Upholstered with Movable Base	8
PRMBENCH	Seating Components: Bench Seat	12
PRMEBASE	Arm and Base Components: Embedded Base	14
PRMFBASE	Arm and Base Components: Freestanding Base	14
PRMLA	Arm and Base Components: Universal Loop Arm	14
PRMSEAT	Seating Components: Armless Seat	12
PRMSMT	Beam Mounted Tables: Beam Mounted Inline Full Size Tables	18
PRMSMTLO	Beam Mounted Tables: Beam Mounted Corner Table	18
PWSE.BL	Arm and Base Components: Wallsaver Extension	16



KI
1330 Bellevue Street
P.O. Box 8100
Green Bay, Wisconsin 54308-8100
1-800-424-2432
www.ki.com

KI and Furnishing Knowledge
are registered trademarks
of Krueger International, Inc.

© 2016 Krueger International, Inc.
All Rights Reserved.
Code KI-11622/KI/PDF/0616