

Pirouette™ Table Price List ■

April 9, 2014

Updated January 2, 2017

....

800-424-2432




Furnishing Knowledge®



Pirouette® Tables	General Information	2
	Fixed-Rectangular-29" High (Training)	6
	Fixed-Rectangular-29" High (Collaborative)	10
	Fixed-Rectangular-29" High (Conference)	12
	Fixed-Rectangular-36" High (Counter Height)	16
	Fixed-Rectangular-42" High (Cafe Height)	18
	Fixed-Chevron-29" High (Standard Height)	20
	Fixed-Chevron-36" High (Counter Height)	22
	Fixed-Chevron-42" High (Cafe Height)	24
	Fixed-Double Chevron-29" High (Standard Height)	26
	Fixed-Double Chevron-29" High (Conference)	28
	Fixed-Guitar Pick-29" High (Standard Height)	32
	Fixed-Square-29" High (Standard Height)	34
	Fixed-Square-36" High (Counter Height)	36
	Fixed-Square-42" High (Cafe Height)	38
	Fixed-Round-29" High (Standard Height)	40
	Fixed-Round-36" High (Counter Height)	42
	Fixed-Round-42" High (Cafe Height)	44
	Fixed-Scale Up-29" High (Standard Height)	46
	Fixed-Half Round-29" High (Standard Height)	48
	Fixed-Trapezoid-29" High (Standard Height)	50
	Nesting-Rectangular-29" High (Training)	52
	Nesting-Rectangular-29" High (Collaborative)	54
	Nesting-Rectangular-36" High (Counter Height)	56
	Nesting-Rectangular-42" High (Cafe Height)	58
	Nesting-Chevron-29" High (Standard Height)	60
	Nesting-Chevron-36" High (Counter Height)	62
	Nesting-Chevron-42" High (Cafe Height)	64
	Nesting-Double Chevron-29" High (Standard Height)	66
	Nesting-Scale Up-29" High (Standard Height)	68
	Nesting-Half Round-29" High (Standard Height)	70
	Nesting-Trapezoid-29" High (Standard Height)	72
	Accessories	74
Index		76

Pirouette® Tables

General Information



**Rectangular
(Training)**

**Rectangular
(Collaborative)**

Half-Round

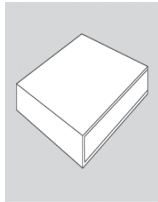
Scale-Up

Trapezoid

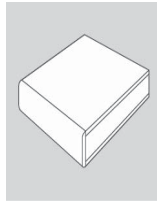
Features	Rectangular (Training)	Rectangular (Collaborative)	Half-Round	Scale-Up	Trapezoid
Fixed	•	•	•	•	•
Nesting	•	•	•	•	•

General Dimensions

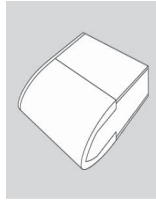
Height	29", 36", 42"	29"	29"	29"	29"
Top	18"D, 24"D, 30"D, 36"D x 36"W - 72"W	24"D, 30"D x 60"W - 96"W	24"D, 30"D, 36"D x 48"W - 72"W	30"D x 72"W	30"D x 60"W



Laminate; 1-1/4" self edge; square corner (64E)



Laminate; 1-1/4" rigid Poly edge; square corner (74P)



Laminate; 2-1/4" elliptical molded urethane front and rear (long) edges; 1-1/4" rigid Poly edge on side (short) edges (ME2)

SPECIFICATIONS

Worksurfaces

Standard worksurface tops are nominal 1-1/4" overall thickness with .030" thick high-pressure laminate top surface and .028 phenolic backer, (bottom surface). Density of the core in standard tops is 45 lb/cu ft. particleboard, M3 grade. Available with 2mm (74P), Self Edge (64E) or Molded Urethane (ME2) edges.

Flipping/Nesting Table Frame

The framework for table support and flipping/nesting operation consists of 30mm X 50,mm X 3mm thick wall, steel tubing with 4mm thick formed steel support hubs welded to the tubes for mounting the legs. A 3mm formed steel table support bracket is attached to the beam and hub structure using a 10mm diameter steel pivot pin. #12X 1-3/4" Phillips wood screws attach the framework brackets to the worksurface. A 9.9mm steel hex rod connects the latch mechanism and is connected to a nylon

release paddle on either end of the table base. The table latch release handle is actuated by squeezing the paddle on either end to the underside of the worksurface. Pulling upward, raises the worksurface for nesting storage. To lower the table for use from the upright storage position, grasp the top center of the worksurface edge and lower the surface to and allow the latches to engage once the surface is down. All hinge pins for the flipping mechanism are zinc plated steel. Hinge pin spaces are molded nylon. The framework is shipped separately, ready to be assembled to the worksurface and legs.

Leg Assembly Flipping/Nesting Table

The leg assembly consists of one right-hand leg and one left-hand leg. There are three leg widths. One width fits 18" wide tables. One width fits 24" and 30" wide tables. One width fits 36" wide tables. Standard leg height is 29" high, Counter leg height is 36" high, Cafe leg height is 42" high. ADA table height of 32" is accomplished using 3" leg extensions threaded into the bottom of the leg. Leg

construction consists of 2.2" diameter, .10" thick wall steel tubing with a 4mm thick steel pivot plate welded to it. The feet consist of two 4mm thick blades welded to the leg tube, and the blade covers are Zinc die cast attached with self-tapping metal screws. The Leg assemblies are bolted to the table frame structure using two M12 X 25mm flat head bolts. Leg assemblies ship with blade covers installed but casters or Glides need to be installed upon assembly. There is a hardware kit shipped with the base that consists of two covers that must be installed after the leg assembly to prevent access to the pivot mechanism.

Leg Assembly Fixed T-Base

There are three leg widths. One width fits 18" wide tables. One width fits 24" and 30" wide tables. One width fits 36" wide tables. Standard leg height is 29" high, Counter leg height is 36" high, Cafe leg height is 42" high. ADA table height of 32" is accomplished using 3" leg extensions threaded into the bottom of the leg. Leg construction

consists of 2.2" diameter, .10" thick wall steel tubing with a 5mm thick steel plate welded to it. The feet consist of two 4mm thick blades welded to the leg tube, and the blade covers are Zinc die cast attached with self-tapping metal screws. The Leg assemblies are attached to the worksurface using #12 X 1" screws. Leg assemblies ship with blade covers installed but casters or Glides need to be installed upon assembly.

Leg Assembly Fixed Double T Leg

Some larger fixed leg tables use a Double T or TT style leg. Available standard in one width of 38" to fit 42" and 48" wide tables. Leg height is fixed to provide only 29" high table-top height. ADA table height of 32" is accomplished using 3" leg extensions threaded into the bottom of the leg. Leg construction consists of 2.2" diameter, .10" thick wall steel tubing with a 5mm thick steel plate welded to it. The feet consist of two 4mm thick blades welded to two leg tubes separated by a 1"X 2" welded steel cross tube, and the blade covers are Zinc



Chevron

Double Chevron

Rectangular &
Double Chevron Conference

Square

Round

Features

Fixed	•	•	•	•	•
Nesting	•	•			

General Dimensions

Height	29", 36", 42"	29"	29"	29", 36", 42"	29", 36", 42"
Top	18"D, 24"D, 30"D x 60"W, 72"W *Midpoint is 3" wider than ends	30", 36" x 60", 72", 84", 96" *Midpoint is 6" wider than ends 84" & 96" have third leg	42"D, 48"D x 60", 72", 84", 96", 120"D TT-Base *Double Chevron Midpoint is 6" wider than ends 96" & 120" have third leg	30", 36" X-Base 42", 48", 60" C-Base	30", 36", 42" X-Base 48", 60" C-Base



Guitar Pick

Features

Fixed	•
Nesting	

General Dimensions

Height	29"
Top	48", 54", 60" Each uses three C-Base legs

die cast attached with self-tapping metal screws. The Leg assemblies are attached to the worksurface using #12 X 1" screws. Leg assemblies ship with blade covers installed but casters or Glides need to be installed upon assembly.

Leg Assembly Fixed C-Leg

Some shaped tables use three or four C-Leg style legs. Available standard in one length of 14". Leg height is fixed to provide only 29" high table-top height. ADA table height of 32" is accomplished using 3" leg extensions threaded into the bottom of the leg. Leg construction consists of 2.2" diameter, .10" thick wall steel tubing with a 5mm thick steel plate welded to it. The foot consist of one 4mm thick blade welded to the leg tube, and the blade covers are Zinc die cast attached with self-tapping metal screws. The Leg assemblies are attached to the worksurface using #12 X 1" screws. Leg assemblies ship with blade covers installed but casters or Glides need to be installed upon assembly.

Leg Assembly Fixed X-Base

Some Round and Square Shaped tables use X-Base style legs. Available in a Standard 28" X 28" X- Style foot configuration. 29", 36" and 42" table top height configurations are available on various sizes. Leg construction consists of 3" diameter, .07" thick wall steel tubing with a 5mm thick steel plate welded to it. The feet consist of four 4mm thick blades welded to the leg tube, and the blade covers are Zinc die cast attached with self-tapping metal screws. The Leg assemblies are attached to the worksurface using #12 X 1" screws. Leg assemblies ship with blade covers installed but casters or Glides need to be installed upon assembly.

PowerUp® Power/Data Module

Tables are available with 1 or 2 PowerUp power/data modules per table. On tables with 1 module it is located centered within the top length. Modules are spaced 3" from the approach edge on 18" and 24" wide tops, 4" on 30" wide tops, and centered

(front to back) on 36" wide tops. Some larger Conference style tables are available with 2 modules. They are located along the centerline of the top (front to back) and approximately 23" to 35" from the edge of the top depending on the top width. The PowerUp is a UL listed Relocatable Power Tap which mounts flush into the table top. The PowerUp is 3-1/4" wide x 7" long and 2-1/4" tall when opened. It is provided with either a 9 ft. or 15 ft., 3 conductor cord, rated 120VAC, 15A. When open, one duplex power receptacle and two RJ45 data connectors are exposed. The module can be modified to fit various brand jacks.

Villa Module

Tables are available with 1 or 2 Villa modules per table. On tables with 1 module it is located centered within the top length. Modules are spaced 3" from the approach edge on 18" and 24" wide tops, 4" on 30" wide tops, and centered (front to back) on 36" wide tops. Some larger Conference style tables are available with 2 modules.

They are located along the centerline of the top (front to back) and approximately 23" to 35" from the edge of the top depending on the top width.

The Villa is a UL listed Relocatable Power Tap which mounts flush into the table top. The Villa is 3-1/2" wide x 6-3/4" long and 2" tall when opened. It is provided with either a 9 ft. or 15 ft., 3 conductor cord, rated 120VAC, 15A. When open, one duplex power receptacle and two RJ45 data connectors are exposed. The module can be modified to fit various brand jacks.

INFORMATION

Warranty

Refer to KI Terms & Conditions document or visit ki.com

Pirouette® Tables

General Information

Casters and Glides

Each table includes either glides or casters. Each table with casters will include two wheel locking casters. Glides and casters are made of molded nylon and come in two colors. Glides and casters are interchangeable without changing table height. Caster wheels are a minimum of 2.44" (62mm) diameter. Caster wheel treads are medium hard (75 max Shore A) for easy mobility on carpet or hard floors. Glides have a smooth convex bottom surface for mobility. 2 3/4" diameter black nylon glides are optional. Glides have 1" of telescoping height adjustment that adjusts table height from 28 1/2" to 29 1/2". Steel 1/2" threaded stems attach the glides to legs. Casters and glides ship unassembled.

Ganging Mechanism

Built of black, high-strength nylon, the hook and peg combination draws tables together. No tools are required when joining tables. Gangers are self-storing under the table when not in use. Tops are pre-drilled for

placement of ganging pegs. Two gangers, six pegs and all mounting screws are included in the kit. One kit per table joint is required. Field installed.

Vertical Leg Wire Management

A color matched extrusion made of aluminum "snaps" to the Pirouette leg managing cables and wires exiting PowerUp® or standard grommets installed on the worksurface top. The extrusion is 12" long. Vertical wire managers are included when power options are ordered.

Under Table Wire Management

The under table wire manager is constructed of 2" x 4-1/2" Velcro hook and loop material with nylon pull tabs. Wire manager is provided with adhesive backing and screws for attachment to the underside of the top. Tops are pre-drilled for locating wire manager, but the manager may be applied in any convenient location. Two or four wire managers are included when power options are ordered. Field installed.

Worksurface Grommet

The grommet is constructed of ABS plastic which mounts flush into the top of the worksurface. One grommet ships per table. It is located in the center of the tops. Grommets have a flip-up receding door and are identical in size to the PowerUp module to allow for retrofitting of PowerUp at a later date. The available opening for power or data cords, when the flip-up door is closed, is 1/2" wide x 5-3/4" long. Open door available space is 2-1/4" x 5-3/4". Field-installed.

Fabric Wrapped Modesty Panel/Wire Management

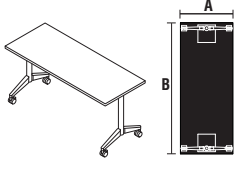
The modesty panel is constructed of a heat-set, non-woven PET material, pressed into a flexible, durable and dent resistant panel. The panel is fabric wrapped, black only. The panel is hung by 16-gauge steel, powder coated brackets and steel powder-coated hooks that mount to the underside of the worksurface using wood screws. The modesty panel hangs freely when in use or when the table top is in its nested, upright

position. The panel has a Velcro fastened pouch on the user side to route and hide cables or wires from electronic equipment to the optional vertical leg wire manager. The modesty panel measures 8-1/2" wide (measured from underside of the worksurface) by the length of the table x 3/4" thick.



Pirouette® Tables

Fixed-Rectangular-29" High (Training)

Features	A x B	MODEL NUMBER									Approx. Packaged Weight
		Basic Model	Edge Style	Grommet/Module Type	Modesty Panel	Edge Color	Surface Finish	Leg Finish	Grommet/Module Color	Base	
 <p>PIFT Rectangular Tables - 18"D</p> <ul style="list-style-type: none"> Fixed base at 29" high Training tables are designed for maximum leg spacing for the length of the table Chrome bases will have Flannel colored leg caps and vertical wire manager (if power is selected) Gangers ordered separately 	T Base 18 x 30"	PIFR1830T	□□□	NNN	NMP	□□□	□□□	□□		□□□	41.0#
	T Base 18 x 36"	PIFR1836T	□□□	□□□	□□□	□□□	□□	□□□□	□□□	45.0#	
	T Base 18 x 42"	PIFR1842T	□□□	□□□	□□□	□□□	□□	□□□□	□□□	49.0#	
	T Base 18 x 48"	PIFR1848T	□□□	□□□	□□□	□□□	□□	□□□□	□□□	53.0#	
	T Base 18 x 54"	PIFR1854T	□□□	□□□	□□□	□□□	□□	□□□□	□□□	56.0#	
	T Base 18 x 60"	PIFR1860T	□□□	□□□	□□□	□□□	□□	□□□□	□□□	60.0#	
	T Base 18 x 66"	PIFR1866T	□□□	□□□	□□□	□□□	□□	□□□□	□□□	63.0#	
	T Base 18 x 72"	PIFR1872T	□□□	□□□	□□□	□□□	□□	□□□□	□□□	71.0#	
	<p>PIFT Rectangular Tables - 24"D</p>	T Base 24 x 30"	PIFR2430T	□□□	NNN	NMP	□□□	□□□	□□		□□□
T Base 24 x 36"		PIFR2436T	□□□	□□□	□□□	□□□	□□	□□□□	□□□	55.0#	
T Base 24 x 42"		PIFR2442T	□□□	□□□	□□□	□□□	□□	□□□□	□□□	60.0#	
T Base 24 x 48"		PIFR2448T	□□□	□□□	□□□	□□□	□□	□□□□	□□□	65.0#	
T Base 24 x 54"		PIFR2454T	□□□	□□□	□□□	□□□	□□	□□□□	□□□	70.0#	
T Base 24 x 60"		PIFR2460T	□□□	□□□	□□□	□□□	□□	□□□□	□□□	74.0#	
T Base 24 x 66"		PIFR2466T	□□□	□□□	□□□	□□□	□□	□□□□	□□□	79.0#	
T Base 24 x 72"		PIFR2472T	□□□	□□□	□□□	□□□	□□	□□□□	□□□	88.0#	
<p>PIFT Rectangular Tables - 30"D</p>	T Base 30 x 36"	PIFR3036T	□□□	□□□	□□□	□□□	□□	□□□□	□□□	62.0#	
	T Base 30 x 42"	PIFR3042T	□□□	□□□	□□□	□□□	□□	□□□□	□□□	68.0#	
	T Base 30 x 48"	PIFR3048T	□□□	□□□	□□□	□□□	□□	□□□□	□□□	74.0#	
	T Base 30 x 54"	PIFR3054T	□□□	□□□	□□□	□□□	□□	□□□□	□□□	80.0#	
	T Base 30 x 60"	PIFR3060T	□□□	□□□	□□□	□□□	□□	□□□□	□□□	86.0#	
	T Base 30 x 66"	PIFR3066T	□□□	□□□	□□□	□□□	□□	□□□□	□□□	92.0#	
	T Base 30 x 72"	PIFR3072T	□□□	□□□	□□□	□□□	□□	□□□□	□□□	102.0#	

A **B** **C** **D** **E** **F** **G** **H** **I**

HOW TO ORDER

Indicate the following information on order form:

- Quantity of each item.
- Model number, including options. See "How To Build a Model Number".
- Any special service required.

Note:

- The □ indicates that a choice is required.
- The absence of the □ indicates that no choice is required.
- Alpha-numeric characters in place of □ indicate that no other alternatives are available.

HOW TO BUILD A MODEL NUMBER

- A** Select basic model.
 - B** Select edge style.
64E - 1-1/4" Self-edge
74P - 74P edge
 - C** Select grommet or module type.
NNN - No Grommets, PowerUp or Wire Management/No Cutouts
10C - One Cutout Only-w/Wire Management; add \$138
1PG - One Plastic Grommet w/Wire Management; add \$155
1PU - One PowerUp w/Wire Management; add \$247
1VG - One Villa Grommet w/Wire Management; add \$200
1VM - One Villa Module w/Wire Management; add \$362
WMO - Wire Management Only-No Cutouts; add \$138
- *CORD LENGTH of 9' or 15' is option on 1PU and 1VM only.

*Includes vertical and horizontal wire management.

- D** Select modesty panel.
FMP - Fabric modesty panel; add \$278
NMP - No fabric modesty panel
- E** Select edge color.
Refer to color addendum at ki.com or KI Fabrics & Finishes binder.
Edge color offerings are based on edge style selections.
- F** Select surface finish.
Refer to color addendum at ki.com or KI Fabrics & Finishes binder.
- G** Select leg finish.
Refer to color addendum at ki.com or KI Fabrics & Finishes binder.
- H** Select grommet/module color.
Refer to color addendum at ki.com or KI

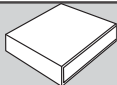
Fabrics & Finishes binder.

- I** Select base.
4EC - 4 casters
4GB - 4 black glides
*Castors=2 locking/2 non-locking, black wheel, silver hub

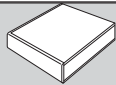


Pirouette® Tables

Fixed-Rectangular-29" High (Training)



1-1/4"
Self-edge
(64E)



74P Edge
(74P)

\$ 487	\$ 497
637	612
658	632
681	658
702	711
741	762
757	767
784	788

\$ 519	\$ 529
688	660
710	686
743	713
776	749
791	790
819	822
852	863
\$ 715	\$ 697
731	723
748	749
786	795
840	837
868	868
900	915

INFORMATION

LEG CLEARANCE

Table Length	From Table Edge	Inside Leg
30"	1.5	22.75
36"	1.5	28.75
42"	1.5	34.75
48"	1.5	40.75
54"	1.5	46.75
60"	1.5	52.75
66"	1.5	58.75
72"	1.5	64.75

SPECIAL SERVICES

Special Carton Marking

With specially marked information N/C

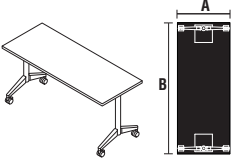
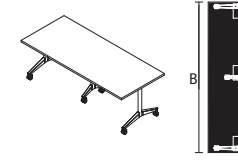
Shipping

Shipped **k.d. freight prepaid f.o.b. Bonduel, Wisconsin 54107** factory. Freight class #125.

Specifications and prices are subject to change without prior notice.

Pirouette® Tables

Fixed-Rectangular-29" High (Training)

		MODEL NUMBER									Approx. Packaged Weight
Features	A x B	Basic Model	Edge Style	Grommet/Module Type	Modesty Panel	Edge Color	Surface Finish	Leg Finish	Grommet/Module Color	Base	
 <p>PIFT Rectangular Tables - 36"D</p> <ul style="list-style-type: none"> Fixed base at 29" high Training tables are designed for maximum leg spacing for the length of the table Chrome bases will have Flannel colored leg caps and vertical wire manager (if power is selected) Gangers ordered separately NNN and WMO selections available on all models 10C,1PG,1PU,1VG, and 1VM selections available for table lengths of 36" thru 72" 20C,2PG,2PU,2VG, and 2VM selections available for table lengths of 84" thru 120" 	T Base	36 x 36"	PIFR3636T	□□□	□□□	□□□	□□□	□□	□□□□	□□□	72.0#
	T Base	36 x 42"	PIFR3642T	□□□	□□□	□□□	□□□	□□	□□□□	□□□	78.0#
	T Base	36 x 48"	PIFR3648T	□□□	□□□	□□□	□□□	□□	□□□□	□□□	84.0#
	T Base	36 x 54"	PIFR3654T	□□□	□□□	□□□	□□□	□□	□□□□	□□□	90.0#
	T Base	36 x 60"	PIFR3660T	□□□	□□□	□□□	□□□	□□	□□□□	□□□	96.0#
	T Base	36 x 66"	PIFR3666T	□□□	□□□	□□□	□□□	□□	□□□□	□□□	102.0#
	T Base	36 x 72"	PIFR3672T	□□□	□□□	□□□	□□□	□□	□□□□	□□□	112.0#
 <p>PIFT Rectangular Tables - 36"D</p> <ul style="list-style-type: none"> 84" and 96" have third leg in center 	Three Bases	36 x 84"	PIFR3684T	□□□	□□□	NMP	□□□	□□	□□□□	□□□	145.0#
	Three Bases	36 x 96"	PIFR3696T	□□□	□□□	NMP	□□□	□□	□□□□	□□□	159.0#

A B C D E F G H I

HOW TO ORDER

Indicate the following information on order form:

- Quantity of each item.
- Model number, including options. See "How To Build a Model Number".
- Any special service required.

Note:

- The □ indicates that a choice is required.
- The absence of the □ indicates that no choice is required.
- Alpha-numeric characters in place of □ indicate that no other alternatives are available.

HOW TO BUILD A MODEL NUMBER

- A** Select basic model.
- B** Select edge style.
 - 64E** - 1-1/4" Self-edge
 - 74P** - 74P edge
- C** Select grommet or module type.
 - NNN** - No Grommets/No PowerUp/No Wire Management
 - WMO** - Wire Management Only-No Cutouts; add \$138
 - 10C** - One Cutout Only-w/Wire Management; add \$138
 - 1PG** - One Plastic Grommet w/Wire Management; add \$155
 - 1PU** - One PowerUp w/Wire Management; add \$247
 - 1VG** - One Villa Grommet w/Wire Management; add \$200
 - 1VM** - One Villa Module w/Wire Management; add \$362
 - WMO** - Wire Management Only-No Cutouts; add \$138

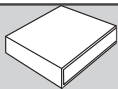
- 20C** - Two Cutouts Only w/Wire Management; add \$276
- 2PG** - Two Plastic Grommets w/Wire Management; add \$309
- 2PU** - Two PowerUps w/Wire Management; add \$494
- 2VG** - Two Villa Grommets w/Wire Management; add \$400
- 2VM** - Two Villa Modules w/Wire Management; add \$723
- *CORD LENGTH of 9' or 15' is option on 1PU and 1VM only.
- *Includes vertical and horizontal wire management.
- D** Select modesty panel.
 - FMP** - Fabric modesty panel; add \$278
 - NMP** - No fabric modesty panel
- E** Select edge color. Refer to color addendum at ki.com or KI Fabrics & Finishes binder. Edge color offerings are based on edge

- style selections.
- F** Select surface finish. Refer to color addendum at ki.com or KI Fabrics & Finishes binder.
- G** Select leg finish. Refer to color addendum at ki.com or KI Fabrics & Finishes binder.
- H** Select grommet/module color. Refer to color addendum at ki.com or KI Fabrics & Finishes binder.
- I** Select base.
 - 4EC** - 4 casters
 - 4GB** - 4 black glides
 - *Casters=2 locking/2 non-locking, black wheel, silver hub

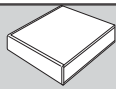


Pirouette® Tables

Fixed-Rectangular-29" High (Training)



1-1/4"
Self-edge
(64E)



74P Edge
(74P)

\$ 778	\$ 788
814	824
850	860
937	948
963	973
975	986
1001	1011

\$ 1235	\$ 1245
1240	1250

SPECIAL SERVICES

Special Carton Marking

With specially marked information N/C

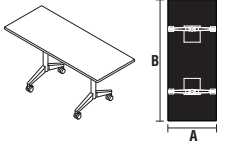
Shipping

Shipped **k.d. freight prepaid f.o.b.**
Bonduel, Wisconsin 54107 factory. Freight
class #125.

Specifications and prices are subject to
change without prior notice.

Pirouette® Tables

Fixed-Rectangular-29" High (Collaborative)

MODEL	Features	A x B	MODEL NUMBER								
			Basic Model	Edge Style	Grommet/Module Type	Modesty Panel	Edge Color	Surface Finish	Leg Finish	Base	
 <p>PIFC</p>	Rectangular Tables - 24"D <ul style="list-style-type: none"> Fixed base at 29" high Collaborative tables are designed to provide leg spacing for all sides of the table Chrome bases will have Flannel colored leg caps and vertical wire manager (if power is selected) ME2 edge is the molded urethane edge on the long sides of the table with a 74P trim on the short side of the table. 	T Base 24 x 60"	PIFR2460C	<input type="checkbox"/>	NNN	NMP	<input type="checkbox"/>	<input type="checkbox"/>	<input type="checkbox"/>		
		T Base 24 x 66"	PIFR2466C	<input type="checkbox"/>	NNN	NMP	<input type="checkbox"/>	<input type="checkbox"/>	<input type="checkbox"/>		
		T Base 24 x 72"	PIFR2472C	<input type="checkbox"/>	NNN	NMP	<input type="checkbox"/>	<input type="checkbox"/>	<input type="checkbox"/>		
		T Base 24 x 84"	PIFR2484C	<input type="checkbox"/>	NNN	NMP	<input type="checkbox"/>	<input type="checkbox"/>	<input type="checkbox"/>		
		T Base 24 x 96"	PIFR2496C	<input type="checkbox"/>	NNN	NMP	<input type="checkbox"/>	<input type="checkbox"/>	<input type="checkbox"/>		
PIFC	Rectangular Tables - 30"D	T Base 30 x 60"	PIFR3060C	<input type="checkbox"/>	NNN	NMP	<input type="checkbox"/>	<input type="checkbox"/>	<input type="checkbox"/>		
		T Base 30 x 66"	PIFR3066C	<input type="checkbox"/>	NNN	NMP	<input type="checkbox"/>	<input type="checkbox"/>	<input type="checkbox"/>		
		T Base 30 x 72"	PIFR3072C	<input type="checkbox"/>	NNN	NMP	<input type="checkbox"/>	<input type="checkbox"/>	<input type="checkbox"/>		
		T Base 30 x 84"	PIFR3084C	<input type="checkbox"/>	NNN	NMP	<input type="checkbox"/>	<input type="checkbox"/>	<input type="checkbox"/>		
		T Base 30 x 96"	PIFR3096C	<input type="checkbox"/>	NNN	NMP	<input type="checkbox"/>	<input type="checkbox"/>	<input type="checkbox"/>		
				A	B	C	D	E	F	G	H

HOW TO ORDER

Indicate the following information on order form:

- Quantity of each item.
- Model number, including options. See "How To Build a Model Number".
- Any special service required.

Note: • The indicates that a choice is required.

- The absence of the indicates that no choice is required.
- Alpha-numeric characters in place of indicate that no other alternatives are available.

HOW TO BUILD A MODEL NUMBER

A Select basic model.

B Select edge style.

64E - 1-1/4" Self-edge

74P - 74P edge

ME2 - Urethane edge

*(Edge style ME2 has ME on long edges/74P on short edges)

C Select grommet or module type.

NNN - No Grommets, PowerUp or Wire Management/No Cutouts

D Select modesty panel.

NMP - No fabric modesty panel

E Select edge color.

Refer to color addendum at ki.com or KI Fabrics & Finishes binder. Edge color offerings are based on edge style selections.

F Select surface finish.

Refer to color addendum at ki.com or KI Fabrics & Finishes binder.

G Select leg finish.

Refer to color addendum at ki.com or KI Fabrics & Finishes binder.

H Select base.

4EC - 4 casters

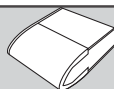
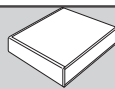
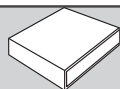
4GB - 4 black glides

*Casters=2 locking/2 non-locking, black wheel, silver hub



Pirouette® Tables

Fixed-Rectangular-29" High (Collaborative)



Approx. Packaged Weight	1-1/4" Self-edge (64E)	74P Edge (74P)	Urethane Edge (ME2)
74.0#	\$ 791	\$ 790	\$ 1145
79.0#	819	822	1195
84.0#	853	863	1206
93.0#	906	957	1364
107.0#	983	1070	1418

86.0#	\$ 840	\$ 837	\$ 1195
92.0#	868	868	1249
98.0#	904	915	1266
110.0#	976	1029	1435
126.0#	1042	1097	1489

INFORMATION

LEG CLEARANCE

Table Length / From Table Edge / Inside Leg

60"	13.5	28.75
66"	13.5	34.75
72"	13.5	40.75
84"	13.5	52.75
96"	13.5	64.75

SPECIAL SERVICES

Special Carton Marking

With specially marked information N/C

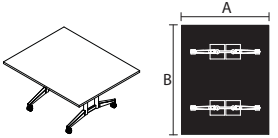
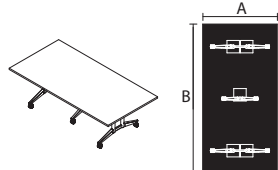
Shipping

Shipped **k.d. freight prepaid f.o.b. Bonduel, Wisconsin 54107** factory. Freight class #125.

Specifications and prices are subject to change without prior notice.

Pirouette® Tables

Fixed-Rectangular-29" High (Conference)

		MODEL NUMBER									
Features	A x B	Basic Model	Edge Style	Grommet/Module Type	Modesty Panel	Edge Color	Surface Finish	Leg Finish	Grommet/Module Color	Base	
	TT Base 42 x 60"	PIFR4260	□□□	□□□	NMP	□□□	□□□	□□	□□□□	□□□	
	TT Base 42 x 72"	PIFR4272	□□□	□□□	NMP	□□□	□□□	□□	□□□□	□□□	
	TT Base 42 x 84"	PIFR4284	□□□	□□□	NMP	□□□	□□□	□□	□□□□	□□□	
		Three Bases 42 x 96"	PIFR4296	□□□	□□□	NMP	□□□	□□□	□□	□□□□	□□□
		Three Bases 42 x 120"	PIFR42120	□□□	□□□	NMP	□□□	□□□	□□	□□□□	□□□

PIFT

Rectangular Conference Tables - 42"D

- Fixed base at 29" high
- Chrome bases will have Flannel colored leg caps and vertical wire manager (if power is selected)
- Legs are inset 13.4" from edge to allow seating on all sides of table
- NNN and WMO selections available on all models
- 10C, 1PG, 1PU, 1VG, and 1VM selections available for table lengths of 36" thru 72"
- 20C, 2PG, 2PU, 2VG, and 2VM selections available for table lengths of 84" thru 120"

PIFT

Rectangular Conference Tables - 42"D

- Fixed base at 29" high
- Center leg is single T Base to improve leg clearance

A B C D E F G H I

HOW TO ORDER

Indicate the following information on order form:

1. Quantity of each item.
2. Model number, including options. See "How To Build a Model Number".
3. Any special service required.

Note:

- The □ indicates that a choice is required.
- The absence of the □ indicates that no choice is required.
- Alpha-numeric characters in place of □ indicate that no other alternatives are available.

HOW TO BUILD A MODEL NUMBER

- A** Select basic model.
- B** Select edge style.
 - 64E - 1-1/4" Self-edge
 - 74P - 74P edge
- C** Select grommet or module type.
 - NNN - No Grommets/No PowerUp/No Wire Management
 - WMO - Wire Management Only-No Cutouts; add \$138
 - 10C - One Cutout Only w/Wire Management; add \$138
 - 1PG - One Plastic Grommet w/Wire Management; add \$155
 - 1PU - One PowerUp w/Wire Management; add \$247
 - 1VG - One Villa Grommet w/Wire Management; add \$200
 - 1VM - One Villa Module w/Wire Management; add \$362
 - 20C - Two Cutouts Only w/Wire Management; add \$276

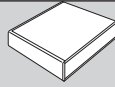
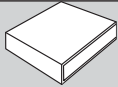
- 2PG** - Two Plastic Grommets w/Wire Management; add \$309
- 2PU** - Two PowerUps w/Wire Management; add \$494
- 2VG** - Two Villa Grommets w/Wire Management; add \$400
- 2VM** - Two Villa Modules w/Wire Management; add \$723
- *CORD LENGTH of 9' or 15' is option on 1PU and 1VM only.
- *Includes vertical and horizontal wire management.
- D** Select modesty panel.
 - NMP - No fabric modesty panel
- E** Select edge color. Refer to color addendum at ki.com or KI Fabrics & Finishes binder. Edge color offerings are based on edge style selections.
- F** Select surface finish. Refer to color addendum at ki.com or KI

- Fabrics & Finishes binder.
- G** Select leg finish. Refer to color addendum at ki.com or KI Fabrics & Finishes binder.
- H** Select grommet/module color. Refer to color addendum at ki.com or KI Fabrics & Finishes binder.
- I** Select base.
 - 4EC - 4 casters
 - 4GB - 4 black glides
 - *Casters=2 locking/2 non-locking, black wheel, silver hub



Pirouette® Tables

Fixed-Rectangular-29" High (Conference)



Approx. Packaged Weight	1-1/4" Self-edge (64E)	74P Edge (74P)
112.0#	\$ 1384	\$ 1394
132.0#	1468	1478
148.0#	1592	1602

179.0#	\$ 1774	\$ 1784
211.0#	1912	1922

SPECIAL SERVICES

Special Carton Marking

With specially marked information N/C

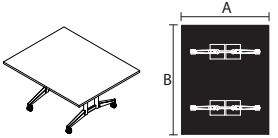
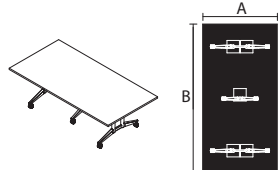
Shipping

Shipped **k.d. freight prepaid f.o.b. Bonduel, Wisconsin 54107** factory. Freight class #125.

Specifications and prices are subject to change without prior notice.

Pirouette® Tables

Fixed-Rectangular-29" High (Conference)

		MODEL NUMBER										
Features	A x B	Basic Model	Edge Style	Grommet/Module Type	Modesty Panel	Edge Color	Surface Finish	Leg Finish	Grommet/Module Color	Base		
	TT Base 48 x 60"	PIFR4860	□□□	□□□	NMP	□□□	□□□	□□	□□□□	□□□		
	TT Base 48 x 72"	PIFR4872	□□□	□□□	NMP	□□□	□□□	□□	□□□□	□□□		
	TT Base 48 x 84"	PIFR4884	□□□	□□□	NMP	□□□	□□□	□□	□□□□	□□□		
<p>PIFT</p> <p>Rectangular Conference Tables - 48"D</p> <ul style="list-style-type: none"> Fixed base at 29" high Chrome bases will have Flannel colored leg caps and vertical wire manager (if power is selected) Legs are inset 13.4" from edge to allow seating on all sides of table NNN and WMO selections available on all models 10C, 1PG, 1PU, 1VG, and 1VM selections available for table lengths of 36" thru 72" 20C, 2PG, 2PU, 2VG, and 2VM selections available for table lengths of 84" thru 120" 												
	Three Bases 48 x 96"	PIFR4896	□□□	□□□	NMP	□□□	□□□	□□	□□□□	□□□		
	Three Bases 48 x 120"	PIFR48120	□□□	□□□	NMP	□□□	□□□	□□	□□□□	□□□		
<p>PIFT</p> <p>Rectangular Conference Tables - 48"D</p> <ul style="list-style-type: none"> Fixed base at 29" high Center leg is single T Base to improve leg clearance 												
				A	B	C	D	E	F	G	H	I

HOW TO ORDER

Indicate the following information on order form:

- Quantity of each item.
- Model number, including options. See "How To Build a Model Number".
- Any special service required.

Note: • The □ indicates that a choice is required.

- The absence of the □ indicates that no choice is required.
- Alpha-numeric characters in place of □ indicate that no other alternatives are available.

HOW TO BUILD A MODEL NUMBER

- A** Select basic model.
- B** Select edge style.
 - 64E** - 1-1/4" Self-edge
 - 74P** - 74P edge
- C** Select grommet or module type.
 - NNN** - No Grommets/No PowerUp/No Wire Management
 - WMO** - Wire Management Only-No Cutouts; add \$138
 - 10C** - One Cutout Only w/Wire Management; add \$138
 - 1PG** - One Plastic Grommet w/Wire Management; add \$155
 - 1PU** - One PowerUp w/Wire Management; add \$247
 - 1VG** - One Villa Grommet w/Wire Management; add \$200
 - 1VM** - One Villa Module w/Wire Management; add \$362
 - 20C** - Two Cutouts Only w/Wire Management; add \$276

- 2PG** - Two Plastic Grommets w/Wire Management; add \$309
 - 2PU** - Two PowerUps w/Wire Management; add \$494
 - 2VG** - Two Villa Grommets w/Wire Management; add \$400
 - 2VM** - Two Villa Modules w/Wire Management; add \$723
- *CORD LENGTH of 9' or 15' is option on 1PU and 1VM only.

*Includes vertical and horizontal wire management.

- D** Select modesty panel.
 - NMP** - No fabric modesty panel
- E** Select edge color. Refer to color addendum at ki.com or KI Fabrics & Finishes binder. Edge color offerings are based on edge style selections.
- F** Select surface finish. Refer to color addendum at ki.com or KI

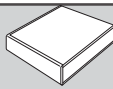
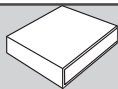
Fabrics & Finishes binder.

- G** Select leg finish. Refer to color addendum at ki.com or KI Fabrics & Finishes binder.
 - H** Select grommet/module color. Refer to color addendum at ki.com or KI Fabrics & Finishes binder.
 - I** Select base.
 - 4EC** - 4 casters
 - 4GB** - 4 black glides
- *Casters=2 locking/2 non-locking, black wheel, silver hub



Pirouette® Tables

Fixed-Rectangular-29" High (Conference)



Approx. Packaged Weight	1-1/4" Self-edge (64E)	74P Edge (74P)
125.0#	\$ 1384	\$ 1394
147.0#	1468	1478
165.0#	1592	1602

199.0#	\$ 1774	\$ 1784
236.0#	1912	1922

SPECIAL SERVICES

Special Carton Marking

With specially marked information N/C

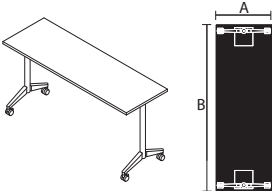
Shipping

Shipped **k.d. freight prepaid f.o.b. Bonduel, Wisconsin 54107** factory. Freight class #125.

Specifications and prices are subject to change without prior notice.

Pirouette® Tables

Fixed-Rectangular-36" High (Counter Height)

Features	A x B	MODEL NUMBER									Approx. Packaged Weight
		Basic Model	Edge Style	Grommet/Module Type	Modesty Panel	Edge Color	Surface Finish	Leg Finish	Grommet/Module Color	Base	
 <p>PIF3 Rectangular Tables - 18"D</p> <ul style="list-style-type: none"> Fixed base at 36" high Tables are designed for maximum leg spacing for the length of the table Chrome bases will have Flannel colored leg caps and vertical wire manager (if power is selected) Gangers ordered separately Recommended chair height for 36"H table is 24" stool 	T Base 18 x 36"	PIFR1836H36	□□□	□□□	NMP	□□□	□□□	□□	□□□□	□□□	47.0#
	T Base 18 x 42"	PIFR1842H36	□□□	□□□	NMP	□□□	□□□	□□	□□□□	□□□	51.0#
	T Base 18 x 48"	PIFR1848H36	□□□	□□□	NMP	□□□	□□□	□□	□□□□	□□□	55.0#
	T Base 18 x 54"	PIFR1854H36	□□□	□□□	NMP	□□□	□□□	□□	□□□□	□□□	58.0#
	T Base 18 x 60"	PIFR1860H36	□□□	□□□	NMP	□□□	□□□	□□	□□□□	□□□	62.0#
	T Base 18 x 66"	PIFR1866H36	□□□	□□□	NMP	□□□	□□□	□□	□□□□	□□□	65.0#
	T Base 18 x 72"	PIFR1872H36	□□□	□□□	NMP	□□□	□□□	□□	□□□□	□□□	73.0#
<p>PIF3 Rectangular Tables - 24"D</p> <ul style="list-style-type: none"> Fixed base at 36" high 	T Base 24 x 36"	PIFR2436H36	□□□	□□□	NMP	□□□	□□□	□□	□□□□	□□□	57.0#
	T Base 24 x 42"	PIFR2442H36	□□□	□□□	NMP	□□□	□□□	□□	□□□□	□□□	62.0#
	T Base 24 x 48"	PIFR2448H36	□□□	□□□	NMP	□□□	□□□	□□	□□□□	□□□	67.0#
	T Base 24 x 54"	PIFR2454H36	□□□	□□□	NMP	□□□	□□□	□□	□□□□	□□□	72.0#
	T Base 24 x 60"	PIFR2460H36	□□□	□□□	NMP	□□□	□□□	□□	□□□□	□□□	76.0#
	T Base 24 x 66"	PIFR2466H36	□□□	□□□	NMP	□□□	□□□	□□	□□□□	□□□	81.0#
	T Base 24 x 72"	PIFR2472H36	□□□	□□□	NMP	□□□	□□□	□□	□□□□	□□□	90.0#
<p>PIF3 Rectangular Tables - 30"D</p> <ul style="list-style-type: none"> Fixed base at 36" high 	T Base 30 x 36"	PIFR3036H36	□□□	□□□	NMP	□□□	□□□	□□	□□□□	□□□	64.0#
	T Base 30 x 42"	PIFR3042H36	□□□	□□□	NMP	□□□	□□□	□□	□□□□	□□□	70.0#
	T Base 30 x 48"	PIFR3048H36	□□□	□□□	NMP	□□□	□□□	□□	□□□□	□□□	76.0#
	T Base 30 x 54"	PIFR3054H36	□□□	□□□	NMP	□□□	□□□	□□	□□□□	□□□	82.0#
	T Base 30 x 60"	PIFR3060H36	□□□	□□□	NMP	□□□	□□□	□□	□□□□	□□□	88.0#
	T Base 30 x 66"	PIFR3066H36	□□□	□□□	NMP	□□□	□□□	□□	□□□□	□□□	94.0#
	T Base 30 x 72"	PIFR3072H36	□□□	□□□	NMP	□□□	□□□	□□	□□□□	□□□	104.0#

A **B** **C** **D** **E** **F** **G** **H** **I**

HOW TO ORDER

Indicate the following information on order form:

- Quantity of each item.
- Model number, including options. See "How To Build a Model Number".
- Any special service required.

Note:

- The □ indicates that a choice is required.
- The absence of the □ indicates that no choice is required.
- Alpha-numeric characters in place of □ indicate that no other alternatives are available.

HOW TO BUILD A MODEL NUMBER

- A** Select basic model.
 64E - 1-1/4" Self-edge
 74P - 74P edge
 - B** Select edge style.
 - C** Select grommet or module type.
 NNN - No Grommets/No PowerUp/No Wire Management
 WMO - Wire Management Only-No Cutouts; add \$138
 10C - One Cutout Only w/Wire Management; add \$138
 1PG - One Plastic Grommet w/Wire Management; add \$155
 1PU - One PowerUp w/Wire Management; add \$247
 1VG - One Villa Grommet w/Wire Management; add \$200
 1VM - One Villa Module w/Wire Management; add \$362
- *CORD LENGTH of 9' or 15' is option on 1PU and 1VM only.

*Includes vertical and horizontal wire management.

- D** Select modesty panel.
 NMP - No fabric modesty panel
- E** Select edge color.
 Refer to color addendum at ki.com or KI Fabrics & Finishes binder.
 Edge color offerings are based on edge style selections.
- F** Select surface finish.
 Refer to color addendum at ki.com or KI Fabrics & Finishes binder.
- G** Select leg finish.
 Refer to color addendum at ki.com or KI Fabrics & Finishes binder.
- H** Select grommet/module color.
 Refer to color addendum at ki.com or KI Fabrics & Finishes binder.

I Select base.

4EC - 4 casters

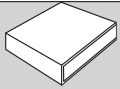
4GB - 4 black glides

* Casters=2 locking/2 non-locking, black wheel, silver hub

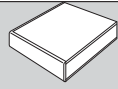


Pirouette® Tables

Fixed-Rectangular-36" High (Counter Height)



1-1/4"
Self-edge
(64E)



74P Edge
(74P)

\$ 709	\$ 719
736	746
736	746
752	762
752	762
768	778
768	778

\$ 751	\$ 761
767	777
794	804
869	879
869	879
955	965
955	965
\$ 817	\$ 827
870	880
870	880
967	977
967	977
1009	1019
1025	1035

SPECIAL SERVICES

Special Carton Marking

With specially marked information N/C

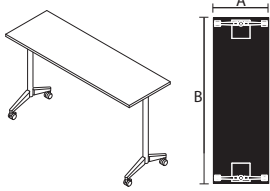
Shipping

Shipped **k.d. freight prepaid f.o.b.**
Bonduel, Wisconsin 54107 factory. Freight
class #125.

Specifications and prices are subject to
change without prior notice.

Pirouette® Tables

Fixed-Rectangular-42" High (Cafe Height)



- PIF4
Rectangular Tables - 18"D
- Fixed base at 42" high
 - Tables are designed for maximum leg spacing for the length of the table
 - Chrome bases will have Flannel colored leg caps and vertical wire manager (if power is selected)
 - Gangers ordered separately
 - Recommended chair height for 42"H table is 30" stool

- PIF4
Rectangular Tables - 24"D
- Fixed base at 42" high

- PIF4
Rectangular Tables - 30"D
- Fixed base at 42" high

Features	A x B	MODEL NUMBER									Approx. Packaged Weight
		Basic Model	Edge Style	Grommet/Module Type	Modesty Panel	Edge Color	Surface Finish	Leg Finish	Grommet/Module Color	Base	
T Base	18 x 36"	PIFR1836H42	□□□	□□□	NMP	□□□	□□□	□□	□□□□	□□□	49.0#
T Base	18 x 42"	PIFR1842H42	□□□	□□□	NMP	□□□	□□□	□□	□□□□	□□□	53.0#
T Base	18 x 48"	PIFR1848H42	□□□	□□□	NMP	□□□	□□□	□□	□□□□	□□□	57.0#
T Base	18 x 54"	PIFR1854H42	□□□	□□□	NMP	□□□	□□□	□□	□□□□	□□□	60.0#
T Base	18 x 60"	PIFR1860H42	□□□	□□□	NMP	□□□	□□□	□□	□□□□	□□□	64.0#
T Base	18 x 66"	PIFR1866H42	□□□	□□□	NMP	□□□	□□□	□□	□□□□	□□□	67.0#
T Base	18 x 72"	PIFR1872H42	□□□	□□□	NMP	□□□	□□□	□□	□□□□	□□□	75.0#
T Base	24 x 36"	PIFR2436H42	□□□	□□□	NMP	□□□	□□□	□□	□□□□	□□□	59.0#
T Base	24 x 42"	PIFR2442H42	□□□	□□□	NMP	□□□	□□□	□□	□□□□	□□□	64.0#
T Base	24 x 48"	PIFR2448H42	□□□	□□□	NMP	□□□	□□□	□□	□□□□	□□□	69.0#
T Base	24 x 54"	PIFR2454H42	□□□	□□□	NMP	□□□	□□□	□□	□□□□	□□□	74.0#
T Base	24 x 60"	PIFR2460H42	□□□	□□□	NMP	□□□	□□□	□□	□□□□	□□□	78.0#
T Base	24 x 66"	PIFR2466H42	□□□	□□□	NMP	□□□	□□□	□□	□□□□	□□□	82.0#
T Base	24 x 72"	PIFR2472H42	□□□	□□□	NMP	□□□	□□□	□□	□□□□	□□□	92.0#
T Base	30 x 36"	PIFR3036H42	□□□	□□□	NMP	□□□	□□□	□□	□□□□	□□□	66.0#
T Base	30 x 42"	PIFR3042H42	□□□	□□□	NMP	□□□	□□□	□□	□□□□	□□□	72.0#
T Base	30 x 48"	PIFR3048H42	□□□	□□□	NMP	□□□	□□□	□□	□□□□	□□□	78.0#
T Base	30 x 54"	PIFR3054H42	□□□	□□□	NMP	□□□	□□□	□□	□□□□	□□□	84.0#
T Base	30 x 60"	PIFR3060H42	□□□	□□□	NMP	□□□	□□□	□□	□□□□	□□□	90.0#
T Base	30 x 66"	PIFR3066H42	□□□	□□□	NMP	□□□	□□□	□□	□□□□	□□□	96.0#
T Base	30 x 72"	PIFR3072H42	□□□	□□□	NMP	□□□	□□□	□□	□□□□	□□□	106.0#

A **B** **C** **D** **E** **F** **G** **H** **I**

HOW TO ORDER

Indicate the following information on order form:

- Quantity of each item.
- Model number, including options. See "How To Build a Model Number".
- Any special service required.

- Note:
- The □ indicates that a choice is required.
 - The absence of the □ indicates that no choice is required.
 - Alpha-numeric characters in place of □ indicate that no other alternatives are available.

HOW TO BUILD A MODEL NUMBER

- A** Select basic model.
64E - 1-1/4" Self-edge
74P - 74P edge
 - B** Select edge style.
64E - 1-1/4" Self-edge
74P - 74P edge
 - C** Select grommet or module type.
NNN - No Grommets/No PowerUp/No Wire Management
WMO - Wire Management Only-No Cutouts; add \$138
10C - One Cutout Only w/Wire Management; add \$138
1PG - One Plastic Grommet w/Wire Management; add \$155
1PU - One PowerUp w/Wire Management; add \$247
1VG - One Villa Grommet w/Wire Management; add \$200
1VM - One Villa Module w/Wire Management; add \$362
- *CORD LENGTH of 9' or 15' is option on 1PU and 1VM only.

*Includes vertical and horizontal wire management.

- D** Select modesty panel.
NMP - No fabric modesty panel
- E** Select edge color.
Refer to color addendum at ki.com or KI Fabrics & Finishes binder. Edge color offerings are based on edge style selections.
- F** Select surface finish.
Refer to color addendum at ki.com or KI Fabrics & Finishes binder.
- G** Select leg finish.
Refer to color addendum at ki.com or KI Fabrics & Finishes binder.
- H** Select grommet/module color.
Refer to color addendum at ki.com or KI Fabrics & Finishes binder.

I Select base.

4EC - 4 casters

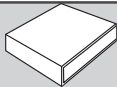
4GB - 4 black glides

* Casters=2 locking/2 non-locking, black wheel, silver hub

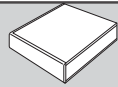


Pirouette® Tables

Fixed-Rectangular-42" High (Cafe Height)



1-1/4"
Self-edge
(64E)



74P Edge
(74P)

\$ 715	\$ 725
742	752
742	752
758	768
758	768
774	784
774	784

\$ 758	\$ 768
774	784
801	811
876	886
876	886
961	971
961	971
\$ 825	\$ 835
878	888
878	888
974	984
974	984
1017	1027
1033	1043

SPECIAL SERVICES

Special Carton Marking

With specially marked information N/C

Shipping

Shipped **k.d. freight prepaid f.o.b.**
Bonduel, Wisconsin 54107 factory. Freight
 class #125.

Specifications and prices are subject to
 change without prior notice.

Pirouette® Tables

Fixed-Chevron-29" High (Standard Height)

			MODEL NUMBER									Approx. Packaged Weight
Features	A x B	Basic Model	Edge Style	Grommet/Module Type	Modesty Panel	Edge Color	Surface Finish	Leg Finish	Grommet/Module Color	Base		
	T Base 18 x 60"	PIFCV1860	<input type="checkbox"/> <input type="checkbox"/> <input type="checkbox"/> <input type="checkbox"/>	<input type="checkbox"/> <input type="checkbox"/> <input type="checkbox"/> <input type="checkbox"/>	<input type="checkbox"/> <input type="checkbox"/> <input type="checkbox"/> <input type="checkbox"/>	<input type="checkbox"/> <input type="checkbox"/> <input type="checkbox"/> <input type="checkbox"/>	<input type="checkbox"/> <input type="checkbox"/> <input type="checkbox"/> <input type="checkbox"/>	<input type="checkbox"/> <input type="checkbox"/> <input type="checkbox"/> <input type="checkbox"/>	<input type="checkbox"/> <input type="checkbox"/> <input type="checkbox"/> <input type="checkbox"/>	<input type="checkbox"/> <input type="checkbox"/> <input type="checkbox"/> <input type="checkbox"/>	63.0#	
	T Base 18 x 72"	PIFCV1872	<input type="checkbox"/> <input type="checkbox"/> <input type="checkbox"/> <input type="checkbox"/>	<input type="checkbox"/> <input type="checkbox"/> <input type="checkbox"/> <input type="checkbox"/>	<input type="checkbox"/> <input type="checkbox"/> <input type="checkbox"/> <input type="checkbox"/>	<input type="checkbox"/> <input type="checkbox"/> <input type="checkbox"/> <input type="checkbox"/>	<input type="checkbox"/> <input type="checkbox"/> <input type="checkbox"/> <input type="checkbox"/>	<input type="checkbox"/> <input type="checkbox"/> <input type="checkbox"/> <input type="checkbox"/>	<input type="checkbox"/> <input type="checkbox"/> <input type="checkbox"/> <input type="checkbox"/>	<input type="checkbox"/> <input type="checkbox"/> <input type="checkbox"/> <input type="checkbox"/>	<input type="checkbox"/> <input type="checkbox"/> <input type="checkbox"/> <input type="checkbox"/>	75.0#
PIFT												
Chevron Tables - 18"D												
<ul style="list-style-type: none"> • Fixed base at 29" high • Tables are designed for maximum leg spacing for the length of the table • Chrome bases will have Flannel colored leg caps and vertical wire manager (if power is selected) • Gangers ordered separately 												
PIFT												
Chevron Tables - 24"D												
<ul style="list-style-type: none"> • Fixed base at 29" high 												
PIFT												
Chevron Tables - 30"D												
<ul style="list-style-type: none"> • Fixed base at 29" high 												
			A	B	C	D	E	F	G	H	I	

HOW TO ORDER

Indicate the following information on order form:

- Quantity of each item.
- Model number, including options. See "How To Build a Model Number".
- Any special service required.

Note: • The indicates that a choice is required.
 • The absence of the indicates that no choice is required.
 • Alpha-numeric characters in place of indicate that no other alternatives are available.

HOW TO BUILD A MODEL NUMBER

- A** Select basic model.
- B** Select edge style.
64E - 1-1/4" Self-edge
74P - 74P edge
- C** Select grommet or module type.
NNN - No Grommets/No PowerUp/No Wire Management
WMO - Wire Management Only-No Cutouts; add \$138
10C - One Cutout Only w/Wire Management; add \$138
1PG - One Plastic Grommet w/Wire Management; add \$155
1PU - One PowerUp w/Wire Management; add \$247
1VG - One Villa Grommet w/Wire Management; add \$200
1VM - One Villa Module w/Wire Management; add \$362

*CORD LENGTH of 9' or 15' is option on 1PU and 1VM only.

*Includes vertical and horizontal wire management.

- D** Select modesty panel.
FMP - Fabric modesty panel; add \$278
NMP - No fabric modesty panel
- E** Select edge color.
 Refer to color addendum at ki.com or KI Fabrics & Finishes binder.
 Edge color offerings are based on edge style selections.
- F** Select surface finish.
 Refer to color addendum at ki.com or KI Fabrics & Finishes binder.
- G** Select leg finish.
 Refer to color addendum at ki.com or KI Fabrics & Finishes binder.
- H** Select grommet/module color.
 Refer to color addendum at ki.com or KI

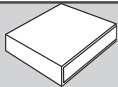
Fabrics & Finishes binder.

- I** Select base.
4EC - 4 casters
4GB - 4 black glides
 *Casters=2 locking/2 non-locking, black wheel, silver hub



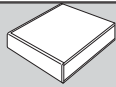
Pirouette® Tables

Fixed-Chevron-29" High (Standard Height)



1-1/4"
Self-edge
(64E)

\$ 633
649



74P Edge
(74P)

\$ 643
659

\$ 735
788

\$ 745
798

\$ 876
961

\$ 886
971

SPECIAL SERVICES

Special Carton Marking

With specially marked information N/C

Shipping

Shipped **k.d. freight prepaid f.o.b. Bonduel, Wisconsin 54107** factory. Freight class #125.

Specifications and prices are subject to change without prior notice.

Pirouette® Tables

Fixed-Chevron-36" High (Counter Height)

		MODEL NUMBER									
Features	A x B	Basic Model	Edge Style	Grommet/Module Type	Modesty Panel	Edge Color	Surface Finish	Leg Finish	Grommet/Module Color	Base	
	T Base 18 x 60"	PIFCV1860H36	<input type="checkbox"/> <input type="checkbox"/>	<input type="checkbox"/> <input type="checkbox"/>	NMP	<input type="checkbox"/> <input type="checkbox"/>	<input type="checkbox"/> <input type="checkbox"/>	<input type="checkbox"/>	<input type="checkbox"/> <input type="checkbox"/> <input type="checkbox"/> <input type="checkbox"/>	<input type="checkbox"/> <input type="checkbox"/>	
	T Base 18 x 72"	PIFCV1872H36	<input type="checkbox"/> <input type="checkbox"/>	<input type="checkbox"/> <input type="checkbox"/>	NMP	<input type="checkbox"/> <input type="checkbox"/>	<input type="checkbox"/> <input type="checkbox"/>	<input type="checkbox"/>	<input type="checkbox"/> <input type="checkbox"/> <input type="checkbox"/> <input type="checkbox"/>	<input type="checkbox"/> <input type="checkbox"/>	
PIF3 Chevron Tables - 18"D											
<ul style="list-style-type: none"> Fixed base at 36" high Tables are designed for maximum leg spacing for the length of the table Chrome bases will have Flannel colored leg caps and vertical wire manager (if power is selected) Gangers ordered separately Recommended chair height for 36"H table is 24" stool 											
PIF3 Chevron Tables - 24"D											
<ul style="list-style-type: none"> Fixed base at 36" high 											
PIF3 Chevron Tables - 30"D											
<ul style="list-style-type: none"> Fixed base at 36" high 											
			A	B	C	D	E	F	G	H	I

HOW TO ORDER

Indicate the following information on order form:

- Quantity of each item.
- Model number, including options. See "How To Build a Model Number".
- Any special service required.

Note:

- The indicates that a choice is required.
- The absence of the indicates that no choice is required.
- Alpha-numeric characters in place of indicate that no other alternatives are available.

HOW TO BUILD A MODEL NUMBER

- A** Select basic model.
 - 64E** - 1-1/4" Self-edge
 - 74P** - 74P edge
- B** Select edge style.
 - NNN** - No Grommets/No PowerUp/No Wire Management
 - WMO** - Wire Management Only-No Cutouts; add \$138
 - 10C** - One Cutout Only w/Wire Management; add \$138
 - 1PG** - One Plastic Grommet w/Wire Management; add \$155
 - 1PU** - One PowerUp w/Wire Management; add \$247
 - 1VG** - One Villa Grommet w/Wire Management; add \$200
 - 1VM** - One Villa Module w/Wire Management; add \$362
- C** Select grommet or module type.
 - *CORD LENGTH of 9' or 15' is option on 1PU and 1VM only.

*Includes vertical and horizontal wire management.

- D** Select modesty panel.
 - NMP** - No fabric modesty panel
- E** Select edge color.
 - Refer to color addendum at ki.com or KI Fabrics & Finishes binder.
 - Edge color offerings are based on edge style selections.
- F** Select surface finish.
 - Refer to color addendum at ki.com or KI Fabrics & Finishes binder.
- G** Select leg finish.
 - Refer to color addendum at ki.com or KI Fabrics & Finishes binder.
- H** Select grommet/module color.
 - Refer to color addendum at ki.com or KI Fabrics & Finishes binder.

I Select base.

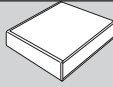
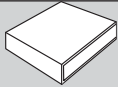
- 4EC** - 4 casters
- 4GB** - 4 black glides

*Casters=2 locking/2 non-locking, black wheel, silver hub



Pirouette® Tables

Fixed-Chevron-36" High (Counter Height)



Approx. Packaged Weight	1-1/4" Self-edge (64E)	74P Edge (74P)
65.0#	\$ 876	\$ 886
77.0#	950	960

79.0#	\$ 886	\$ 896
94.0#	939	949

91.0#	\$ 1009	\$ 1019
108.0#	1094	1104

SPECIAL SERVICES

Special Carton Marking

With specially marked information N/C

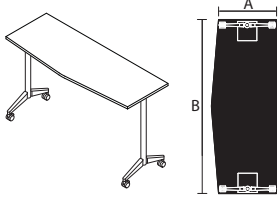
Shipping

Shipped **k.d. freight prepaid f.o.b. Bonduel, Wisconsin 54107** factory. Freight class #125.

Specifications and prices are subject to change without prior notice.

Pirouette® Tables

Fixed-Chevron-42" High (Cafe Height)

		MODEL NUMBER									
Features	A x B	Basic Model	Edge Style	Grommet/Module Type	Modesty Panel	Edge Color	Surface Finish	Leg Finish	Grommet/Module Color	Base	
	T Base 18 x 60"	PIFCV1860H42	<input type="checkbox"/> <input type="checkbox"/>	<input type="checkbox"/> <input type="checkbox"/>	NMP	<input type="checkbox"/> <input type="checkbox"/>	<input type="checkbox"/> <input type="checkbox"/>	<input type="checkbox"/>	<input type="checkbox"/> <input type="checkbox"/> <input type="checkbox"/> <input type="checkbox"/>	<input type="checkbox"/> <input type="checkbox"/>	
	T Base 18 x 72"	PIFCV1872H42	<input type="checkbox"/> <input type="checkbox"/>	<input type="checkbox"/> <input type="checkbox"/>	NMP	<input type="checkbox"/> <input type="checkbox"/>	<input type="checkbox"/> <input type="checkbox"/>	<input type="checkbox"/>	<input type="checkbox"/> <input type="checkbox"/> <input type="checkbox"/> <input type="checkbox"/>	<input type="checkbox"/> <input type="checkbox"/>	
PIF4 Chevron Tables - 18"D											
<ul style="list-style-type: none"> Fixed base at 42" high Tables are designed for maximum leg spacing for the length of the table Chrome bases will have Flannel colored leg caps and vertical wire manager (if power is selected) Gangers ordered separately Recommended chair height for 42"H table is 30" stool 											
PIF4 Chevron Tables - 24"D	T Base 24 x 60"	PIFCV2460H42	<input type="checkbox"/> <input type="checkbox"/>	<input type="checkbox"/> <input type="checkbox"/>	NMP	<input type="checkbox"/> <input type="checkbox"/>	<input type="checkbox"/> <input type="checkbox"/>	<input type="checkbox"/>	<input type="checkbox"/> <input type="checkbox"/> <input type="checkbox"/> <input type="checkbox"/>	<input type="checkbox"/> <input type="checkbox"/>	
	T Base 24 x 72"	PIFCV2472H42	<input type="checkbox"/> <input type="checkbox"/>	<input type="checkbox"/> <input type="checkbox"/>	NMP	<input type="checkbox"/> <input type="checkbox"/>	<input type="checkbox"/> <input type="checkbox"/>	<input type="checkbox"/>	<input type="checkbox"/> <input type="checkbox"/> <input type="checkbox"/> <input type="checkbox"/>	<input type="checkbox"/> <input type="checkbox"/>	
<ul style="list-style-type: none"> Fixed base at 42" high 											
PIF4 Chevron Tables - 30"D	T Base 30 x 60"	PIFCV3060H42	<input type="checkbox"/> <input type="checkbox"/>	<input type="checkbox"/> <input type="checkbox"/>	NMP	<input type="checkbox"/> <input type="checkbox"/>	<input type="checkbox"/> <input type="checkbox"/>	<input type="checkbox"/>	<input type="checkbox"/> <input type="checkbox"/> <input type="checkbox"/> <input type="checkbox"/>	<input type="checkbox"/> <input type="checkbox"/>	
	T Base 30 x 72"	PIFCV3072H42	<input type="checkbox"/> <input type="checkbox"/>	<input type="checkbox"/> <input type="checkbox"/>	NMP	<input type="checkbox"/> <input type="checkbox"/>	<input type="checkbox"/> <input type="checkbox"/>	<input type="checkbox"/>	<input type="checkbox"/> <input type="checkbox"/> <input type="checkbox"/> <input type="checkbox"/>	<input type="checkbox"/> <input type="checkbox"/>	
<ul style="list-style-type: none"> Fixed base at 42" high 											
			A	B	C	D	E	F	G	H	I

HOW TO ORDER

Indicate the following information on order form:

- Quantity of each item.
- Model number, including options. See "How To Build a Model Number".
- Any special service required.

Note:

- The indicates that a choice is required.
- The absence of the indicates that no choice is required.
- Alpha-numeric characters in place of indicate that no other alternatives are available.

HOW TO BUILD A MODEL NUMBER

- A** Select basic model.
 - 64E** - 1-1/4" Self-edge
 - 74P** - 74P edge
- B** Select edge style.
 - NNN** - No Grommets/No PowerUp/No Wire Management
 - WMO** - Wire Management Only-No Cutouts; add \$138
 - 10C** - One Cutout Only w/Wire Management; add \$138
 - 1PG** - One Plastic Grommet w/Wire Management; add \$155
 - 1PU** - One PowerUp w/Wire Management; add \$247
 - 1VG** - One Villa Grommet w/Wire Management; add \$200
 - 1VM** - One Villa Module w/Wire Management; add \$362
- C** Select grommet or module type.
 - *CORD LENGTH of 9' or 15' is option on 1PU and 1VM only.

*Includes vertical and horizontal wire management.

- D** Select modesty panel.
 - NMP** - No fabric modesty panel
- E** Select edge color.
 - Refer to color addendum at ki.com or KI Fabrics & Finishes binder.
 - Edge color offerings are based on edge style selections.
- F** Select surface finish.
 - Refer to color addendum at ki.com or KI Fabrics & Finishes binder.
- G** Select leg finish.
 - Refer to color addendum at ki.com or KI Fabrics & Finishes binder.
- H** Select grommet/module color.
 - Refer to color addendum at ki.com or KI Fabrics & Finishes binder.

I Select base.

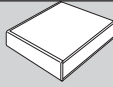
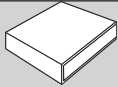
- 4EC** - 4 casters
- 4GB** - 4 black glides

*Casters=2 locking/2 non-locking, black wheel, silver hub



Pirouette® Tables

Fixed-Chevron-42" High (Cafe Height)



Approx.
Packaged
Weight

1-1/4"
Self-edge
(64E)

74P Edge
(74P)

67.0# \$ 882
79.0# 957

\$ 892
967

81.0# \$ 893
96.0# 946

\$ 903
956

93.0# \$ 1017
110.0# 1102

\$ 1027
1112

SPECIAL SERVICES

Special Carton Marking

With specially marked information N/C

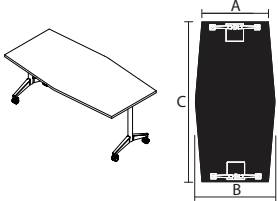
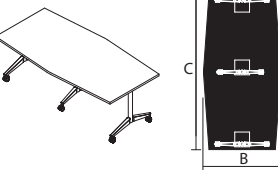
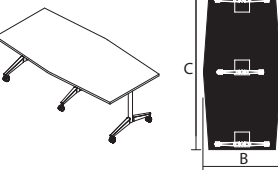
Shipping

Shipped **k.d. freight prepaid f.o.b.**
Bonduel, Wisconsin 54107 factory. Freight
class #125.

Specifications and prices are subject to
change without prior notice.

Pirouette® Tables

Fixed-Double Chevron-29" High (Standard Height)

			MODEL NUMBER								
Features	A x B x C	Basic Model	Edge Style	Grommet/Module Type	Modesty Panel	Edge Color	Surface Finish	Leg Finish	Grommet/Module Color	Base	
	T Base 30 x 36 x 60"	PIFDC3060T	<input type="checkbox"/> <input type="checkbox"/> <input type="checkbox"/>	<input type="checkbox"/> <input type="checkbox"/> <input type="checkbox"/>	NMP	<input type="checkbox"/> <input type="checkbox"/> <input type="checkbox"/>	<input type="checkbox"/> <input type="checkbox"/> <input type="checkbox"/>	<input type="checkbox"/> <input type="checkbox"/> <input type="checkbox"/>	<input type="checkbox"/> <input type="checkbox"/> <input type="checkbox"/> <input type="checkbox"/> <input type="checkbox"/>	<input type="checkbox"/> <input type="checkbox"/> <input type="checkbox"/>	
	T Base 30 x 36 x 72"	PIFDC3072T	<input type="checkbox"/> <input type="checkbox"/> <input type="checkbox"/>	<input type="checkbox"/> <input type="checkbox"/> <input type="checkbox"/>	NMP	<input type="checkbox"/> <input type="checkbox"/> <input type="checkbox"/>	<input type="checkbox"/> <input type="checkbox"/> <input type="checkbox"/>	<input type="checkbox"/> <input type="checkbox"/> <input type="checkbox"/>	<input type="checkbox"/> <input type="checkbox"/> <input type="checkbox"/> <input type="checkbox"/> <input type="checkbox"/>	<input type="checkbox"/> <input type="checkbox"/> <input type="checkbox"/>	
<p>PIFT</p> <p>Double Chevron Tables - 30"D</p> <ul style="list-style-type: none"> Fixed base at 29" high Tables are designed for maximum leg spacing for the length of the table Chrome bases will have Flannel colored leg caps and vertical wire manager (if power is selected) Gangers ordered separately NNN and WMO selections available on all models 10C,1PG,1PU,1VG, and 1VM selections available for table lengths of 36" thru 72" 20C,2PG,2PU,2VG, and 2VM selections available for table lengths of 84" thru 120" 											
	T Base 36 x 42 x 60"	PIFDC3660T	<input type="checkbox"/> <input type="checkbox"/> <input type="checkbox"/>	<input type="checkbox"/> <input type="checkbox"/> <input type="checkbox"/>	NMP	<input type="checkbox"/> <input type="checkbox"/> <input type="checkbox"/>	<input type="checkbox"/> <input type="checkbox"/> <input type="checkbox"/>	<input type="checkbox"/> <input type="checkbox"/> <input type="checkbox"/>	<input type="checkbox"/> <input type="checkbox"/> <input type="checkbox"/> <input type="checkbox"/> <input type="checkbox"/>	<input type="checkbox"/> <input type="checkbox"/> <input type="checkbox"/>	
	T Base 36 x 42 x 72"	PIFDC3672T	<input type="checkbox"/> <input type="checkbox"/> <input type="checkbox"/>	<input type="checkbox"/> <input type="checkbox"/> <input type="checkbox"/>	NMP	<input type="checkbox"/> <input type="checkbox"/> <input type="checkbox"/>	<input type="checkbox"/> <input type="checkbox"/> <input type="checkbox"/>	<input type="checkbox"/> <input type="checkbox"/> <input type="checkbox"/>	<input type="checkbox"/> <input type="checkbox"/> <input type="checkbox"/> <input type="checkbox"/> <input type="checkbox"/>	<input type="checkbox"/> <input type="checkbox"/> <input type="checkbox"/>	
<p>PIFT</p> <p>Double Chevron Tables - 36"D</p> <ul style="list-style-type: none"> Fixed base at 29" high 											
	Three Bases 36 x 42 x 84"	PIFDC3684T	<input type="checkbox"/> <input type="checkbox"/> <input type="checkbox"/>	<input type="checkbox"/> <input type="checkbox"/> <input type="checkbox"/>	NMP	<input type="checkbox"/> <input type="checkbox"/> <input type="checkbox"/>	<input type="checkbox"/> <input type="checkbox"/> <input type="checkbox"/>	<input type="checkbox"/> <input type="checkbox"/> <input type="checkbox"/>	<input type="checkbox"/> <input type="checkbox"/> <input type="checkbox"/> <input type="checkbox"/> <input type="checkbox"/>	<input type="checkbox"/> <input type="checkbox"/> <input type="checkbox"/>	
	Three Bases 36 x 42 x 96"	PIFDC3696T	<input type="checkbox"/> <input type="checkbox"/> <input type="checkbox"/>	<input type="checkbox"/> <input type="checkbox"/> <input type="checkbox"/>	NMP	<input type="checkbox"/> <input type="checkbox"/> <input type="checkbox"/>	<input type="checkbox"/> <input type="checkbox"/> <input type="checkbox"/>	<input type="checkbox"/> <input type="checkbox"/> <input type="checkbox"/>	<input type="checkbox"/> <input type="checkbox"/> <input type="checkbox"/> <input type="checkbox"/> <input type="checkbox"/>	<input type="checkbox"/> <input type="checkbox"/> <input type="checkbox"/>	
<p>PIFT</p> <p>Double Chevron Tables - 36"D</p> <ul style="list-style-type: none"> Fixed base at 29" high 											

HOW TO ORDER

Indicate the following information on order form:

- Quantity of each item.
- Model number, including options. See "How To Build a Model Number".
- Any special service required.

Note: • The indicates that a choice is required.

- The absence of the indicates that no choice is required.
- Alpha-numeric characters in place of indicate that no other alternatives are available.

HOW TO BUILD A MODEL NUMBER

A Select basic model.

B Select edge style.

- 64E** - 1-1/4" Self-edge
- 74P** - 74P edge

C Select grommet or module type.

- NNN** - No Grommets/No PowerUp/No Wire Management
- WMO** - Wire Management Only-No Cutouts; add \$138
- 10C** - One Cutout Only w/Wire Management; add \$138
- 1PG** - One Plastic Grommet w/Wire Management; add \$155
- 1PU** - One PowerUp w/Wire Management; add \$247
- 1VG** - One Villa Grommet w/Wire Management; add \$200
- 1VM** - One Villa Module w/Wire Management; add \$362
- 20C** - Two Cutouts Only w/Wire Management; add \$276

D Select modesty panel.

- NMP** - No fabric modesty panel

E Select edge color.

Refer to color addendum at ki.com or KI Fabrics & Finishes binder. Edge color offerings are based on edge style selections.

F Select surface finish.

Refer to color addendum at ki.com or KI Fabrics & Finishes binder.

G Select leg finish.

Refer to color addendum at ki.com or KI Fabrics & Finishes binder.

2PG - Two Plastic Grommets w/Wire Management; add \$309

2PU - Two PowerUps w/Wire Management; add \$494

2VG - Two Villa Grommets w/Wire Management; add \$400

2VM - Two Villa Modules w/Wire Management; add \$723

H Select grommet/module color.

Refer to color addendum at ki.com or KI Fabrics & Finishes binder.

I Select base.

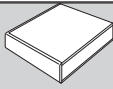
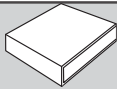
- 4EC** - 4 casters
- 4GB** - 4 black glides

*Casters=2 locking/2 non-locking, black wheel, silver hub



Pirouette® Tables

Fixed-Double Chevron-29" High (Standard Height)



Approx.
Packaged
Weight

1-1/4"
Self-edge
(64E)

74P Edge
(74P)

92.0#

\$ 1066

\$ 1076

110.0#

1207

1217

105.0#

\$ 1109

\$ 1119

125.0#

1217

1227

154.0#

\$ 1468

\$ 1478

169.0#

1494

1504

SPECIAL SERVICES

Special Carton Marking

With specially marked information N/C

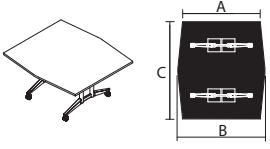
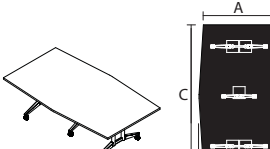
Shipping

Shipped **k.d. freight prepaid f.o.b. Bonduel, Wisconsin 54107** factory. Freight class #125.

Specifications and prices are subject to change without prior notice.

Pirouette® Tables

Fixed-Double Chevron-29" High (Conference)

			MODEL NUMBER								
Features	A x B x C	Basic Model	Edge Style	Grommet/Module Type	Modesty Panel	Edge Color	Surface Finish	Leg Finish	Grommet/Module Color	Base	
	TT Base 42 x 48 x 60"	PIFDC4260	<input type="checkbox"/> <input type="checkbox"/>	<input type="checkbox"/> <input type="checkbox"/>	NMP	<input type="checkbox"/> <input type="checkbox"/>	<input type="checkbox"/> <input type="checkbox"/>	<input type="checkbox"/>	<input type="checkbox"/> <input type="checkbox"/> <input type="checkbox"/> <input type="checkbox"/>	<input type="checkbox"/> <input type="checkbox"/>	
	TT Base 42 x 48 x 72"	PIFDC4272	<input type="checkbox"/> <input type="checkbox"/>	<input type="checkbox"/> <input type="checkbox"/>	NMP	<input type="checkbox"/> <input type="checkbox"/>	<input type="checkbox"/> <input type="checkbox"/>	<input type="checkbox"/>	<input type="checkbox"/> <input type="checkbox"/> <input type="checkbox"/> <input type="checkbox"/>	<input type="checkbox"/> <input type="checkbox"/>	
	TT Base 42 x 48 x 84"	PIFDC4284	<input type="checkbox"/> <input type="checkbox"/>	<input type="checkbox"/> <input type="checkbox"/>	NMP	<input type="checkbox"/> <input type="checkbox"/>	<input type="checkbox"/> <input type="checkbox"/>	<input type="checkbox"/>	<input type="checkbox"/> <input type="checkbox"/> <input type="checkbox"/> <input type="checkbox"/>	<input type="checkbox"/> <input type="checkbox"/>	
PIFT											
Double Chevron Conference Tables - 42"D											
<ul style="list-style-type: none"> Fixed base at 29" high Chrome bases will have Flannel colored leg caps and vertical wire manager (if power is selected) Legs are inset 13.4" from edge to allow seating on all sides of table NNN and WMO selections available on all models 10C,1PG,1PU,1VG, and 1VM selections available for table lengths of 36" thru 72" 20C,2PG,2PU,2VG, and 2VM selections available for table lengths of 84" thru 120" 											
	Three Bases 42 x 48 x 96"	PIFDC4296	<input type="checkbox"/> <input type="checkbox"/>	<input type="checkbox"/> <input type="checkbox"/>	NMP	<input type="checkbox"/> <input type="checkbox"/>	<input type="checkbox"/> <input type="checkbox"/>	<input type="checkbox"/>	<input type="checkbox"/> <input type="checkbox"/> <input type="checkbox"/> <input type="checkbox"/>	<input type="checkbox"/> <input type="checkbox"/>	
	Three Bases 42 x 48 x 120"	PIFDC42120	<input type="checkbox"/> <input type="checkbox"/>	<input type="checkbox"/> <input type="checkbox"/>	NMP	<input type="checkbox"/> <input type="checkbox"/>	<input type="checkbox"/> <input type="checkbox"/>	<input type="checkbox"/>	<input type="checkbox"/> <input type="checkbox"/> <input type="checkbox"/> <input type="checkbox"/>	<input type="checkbox"/> <input type="checkbox"/>	
	PIFT										
Double Chevron Conference Tables - 42"D											
<ul style="list-style-type: none"> Fixed base at 29" high Center leg is single T Base to improve leg clearance 											
			A	B	C	D	E	F	G	H	I

HOW TO ORDER

Indicate the following information on order form:

- Quantity of each item.
- Model number, including options. See "How To Build a Model Number".
- Any special service required.

Note: • The indicates that a choice is required.

- The absence of the indicates that no choice is required.
- Alpha-numeric characters in place of indicate that no other alternatives are available.

HOW TO BUILD A MODEL NUMBER

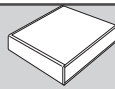
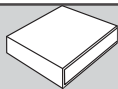
- A** Select basic model.
 - 64E** - 1-1/4" Self-edge
 - 74P** - 74P edge
- B** Select edge style.
 - NNN** - No Grommets/No PowerUp/No Wire Management
 - WMO** - Wire Management Only-No Cutouts; add \$138
 - 10C** - One Cutout Only w/Wire Management; add \$138
 - 1PG** - One Plastic Grommet w/Wire Management; add \$155
 - 1PU** - One PowerUp w/Wire Management; add \$247
 - 1VG** - One Villa Grommet w/Wire Management; add \$200
 - 1VM** - One Villa Module w/Wire Management; add \$362
 - 20C** - Two Cutouts Only w/Wire Management; add \$276
- C** Select grommet or module type.
 - 2PG** - Two Plastic Grommets w/Wire Management; add \$309
 - 2PU** - Two PowerUps w/Wire Management; add \$494
 - 2VG** - Two Villa Grommets w/Wire Management; add \$400
 - 2VM** - Two Villa Modules w/Wire Management; add \$723
- D** Select modesty panel.
 - NMP** - No fabric modesty panel
- E** Select edge color. Refer to color addendum at ki.com or KI Fabrics & Finishes binder. Edge color offerings are based on edge style selections.
- F** Select surface finish. Refer to color addendum at ki.com or KI Fabrics & Finishes binder.
- G** Select leg finish. Refer to color addendum at ki.com or KI Fabrics & Finishes binder.

- H** Select grommet/module color. Refer to color addendum at ki.com or KI Fabrics & Finishes binder.
- I** Select base.
 - 4EC** - 4 casters
 - 4GB** - 4 black glides
 *Casters=2 locking/2 non-locking, black wheel, silver hub



Pirouette® Tables

Fixed-Double Chevron-29" High (Conference)



Approx. Packaged Weight	1-1/4" Self-edge (64E)	74P Edge (74P)
118.0#	\$ 1489	\$ 1499
140.0#	1574	1584
157.0#	1698	1708

189.0#	\$ 1880	\$ 1890
224.0#	2018	2028

SPECIAL SERVICES

Special Carton Marking

With specially marked information N/C

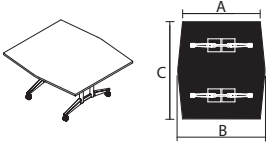
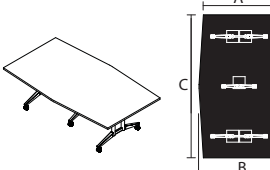
Shipping

Shipped **k.d. freight prepaid f.o.b. Bonduel, Wisconsin 54107** factory. Freight class #125.

Specifications and prices are subject to change without prior notice.

Pirouette® Tables

Fixed-Double Chevron-29" High (Conference)

			MODEL NUMBER								
Features	A x B x C	Basic Model	Edge Style	Grommet/Module Type	Modesty Panel	Edge Color	Surface Finish	Leg Finish	Grommet/Module Color	Base	
	TT Base 48 x 54 x 60"	PIFDC4860	<input type="checkbox"/> <input type="checkbox"/>	<input type="checkbox"/> <input type="checkbox"/>	NMP	<input type="checkbox"/> <input type="checkbox"/>	<input type="checkbox"/> <input type="checkbox"/>	<input type="checkbox"/>	<input type="checkbox"/> <input type="checkbox"/> <input type="checkbox"/> <input type="checkbox"/>	<input type="checkbox"/> <input type="checkbox"/>	
	TT Base 48 x 54 x 72"	PIFDC4872	<input type="checkbox"/> <input type="checkbox"/>	<input type="checkbox"/> <input type="checkbox"/>	NMP	<input type="checkbox"/> <input type="checkbox"/>	<input type="checkbox"/> <input type="checkbox"/>	<input type="checkbox"/>	<input type="checkbox"/> <input type="checkbox"/> <input type="checkbox"/> <input type="checkbox"/>	<input type="checkbox"/> <input type="checkbox"/>	
	TT Base 48 x 54 x 84"	PIFDC4884	<input type="checkbox"/> <input type="checkbox"/>	<input type="checkbox"/> <input type="checkbox"/>	NMP	<input type="checkbox"/> <input type="checkbox"/>	<input type="checkbox"/> <input type="checkbox"/>	<input type="checkbox"/>	<input type="checkbox"/> <input type="checkbox"/> <input type="checkbox"/> <input type="checkbox"/>	<input type="checkbox"/> <input type="checkbox"/>	
PIFT											
Double Chevron Conference Tables - 48"D											
<ul style="list-style-type: none"> Fixed base at 29" high Chrome bases will have Flannel colored leg caps and vertical wire manager (if power is selected) Legs are inset 13.4" from edge to allow seating on all sides of table NNN and WMO selections available on all models 10C,1PG,1PU,1VG, and 1VM selections available for table lengths of 36" thru 72" 20C,2PG,2PU,2VG, and 2VM selections available for table lengths of 84" thru 120" 											
	Three Bases 48 x 54 x 96"	PIFDC4896	<input type="checkbox"/> <input type="checkbox"/>	<input type="checkbox"/> <input type="checkbox"/>	NMP	<input type="checkbox"/> <input type="checkbox"/>	<input type="checkbox"/> <input type="checkbox"/>	<input type="checkbox"/>	<input type="checkbox"/> <input type="checkbox"/> <input type="checkbox"/> <input type="checkbox"/>	<input type="checkbox"/> <input type="checkbox"/>	
	Three Bases 48 x 54 x 120"	PIFDC48120	<input type="checkbox"/> <input type="checkbox"/>	<input type="checkbox"/> <input type="checkbox"/>	NMP	<input type="checkbox"/> <input type="checkbox"/>	<input type="checkbox"/> <input type="checkbox"/>	<input type="checkbox"/>	<input type="checkbox"/> <input type="checkbox"/> <input type="checkbox"/> <input type="checkbox"/>	<input type="checkbox"/> <input type="checkbox"/>	
PIFT											
Double Chevron Conference Tables - 48"D											
<ul style="list-style-type: none"> Fixed base at 29" high Center leg is single T Base to improve leg clearance 											
			A	B	C	D	E	F	G	H	I

HOW TO ORDER

Indicate the following information on order form:

- Quantity of each item.
- Model number, including options. See "How To Build a Model Number".
- Any special service required.

Note: • The indicates that a choice is required.

- The absence of the indicates that no choice is required.
- Alpha-numeric characters in place of indicate that no other alternatives are available.

HOW TO BUILD A MODEL NUMBER

- A** Select basic model.
- B** Select edge style.
- C** Select grommet or module type.
- D** Select modesty panel.
- E** Select edge color.
- F** Select surface finish.
- G** Select leg finish.

- 2PG** - Two Plastic Grommets w/Wire Management; add \$309
- 2PU** - Two PowerUps w/Wire Management; add \$494
- 2VG** - Two Villa Grommets w/Wire Management; add \$400
- 2VM** - Two Villa Modules w/Wire Management; add \$723

- H** Select grommet/module color. Refer to color addendum at ki.com or KI Fabrics & Finishes binder.
- I** Select base.
- 4EC** - 4 casters
- 4GB** - 4 black glides
- *Casters=2 locking/2 non-locking, black wheel, silver hub

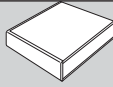
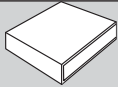
- NNN** - No Grommets/No PowerUp/No Wire Management
- WMO** - Wire Management Only-No Cutouts; add \$138
- 10C** - One Cutout Only w/Wire Management; add \$138
- 1PG** - One Plastic Grommet w/Wire Management; add \$155
- 1PU** - One PowerUp w/Wire Management; add \$247
- 1VG** - One Villa Grommet w/Wire Management; add \$200
- 1VM** - One Villa Module w/Wire Management; add \$362
- 20C** - Two Cutouts Only w/Wire Management; add \$276

- NMP** - No fabric modesty panel
- Refer to color addendum at ki.com or KI Fabrics & Finishes binder. Edge color offerings are based on edge style selections.
- Refer to color addendum at ki.com or KI Fabrics & Finishes binder.
- Refer to color addendum at ki.com or KI Fabrics & Finishes binder.



Pirouette® Tables

Fixed-Double Chevron-29" High (Conference)



Approx. Packaged Weight	1-1/4" Self-edge (64E)	74P Edge (74P)
131.0#	\$ 1516	\$ 1526
155.0#	1601	1611
174.0#	1725	1735

209.0#	\$ 1960	\$ 1970
249.0#	2045	2055

SPECIAL SERVICES

Special Carton Marking

With specially marked information N/C

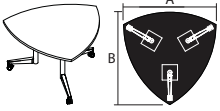
Shipping

Shipped **k.d. freight prepaid f.o.b. Bonduel, Wisconsin 54107** factory. Freight class #125.

Specifications and prices are subject to change without prior notice.

Pirouette® Tables

Fixed-Guitar Pick-29" High (Standard Height)

	MODEL	Features	A x B	MODEL NUMBER									
				Basic Model	Edge Style	Grommet/Module Type	Modesty Panel	Edge Color	Surface Finish	Leg Finish	Base		
 <p>PIFT</p>	Guitar Pick Tables - 48" • Fixed base at 29" high • Chrome bases will have Flannel colored leg caps	C Base	48 x 48"	PIFG48	<input type="checkbox"/>	<input type="checkbox"/>	NNN	NMP	<input type="checkbox"/>	<input type="checkbox"/>	<input type="checkbox"/>	<input type="checkbox"/>	
PIFT	Guitar Pick Tables - 54" • Fixed base at 29" high	C Base	54 x 54"	PIFG54	<input type="checkbox"/>	<input type="checkbox"/>	NNN	NMP	<input type="checkbox"/>	<input type="checkbox"/>	<input type="checkbox"/>	<input type="checkbox"/>	
PIFT	Guitar Pick Tables - 60" • Fixed base at 29" high	C Base	60 x 60"	PIFG60	<input type="checkbox"/>	<input type="checkbox"/>	NNN	NMP	<input type="checkbox"/>	<input type="checkbox"/>	<input type="checkbox"/>	<input type="checkbox"/>	

A **B** **C** **D** **E** **F** **G** **H**

HOW TO ORDER

Indicate the following information on order form:

- Quantity of each item.
- Model number, including options. See "How To Build a Model Number".
- Any special service required.

Note: • The indicates that a choice is required.

- The absence of the indicates that no choice is required.
- Alpha-numeric characters in place of indicate that no other alternatives are available.

HOW TO BUILD A MODEL NUMBER

A Select basic model.

B Select edge style.
64E - 1-1/4" Self-edge
74P - 74P edge

C Select grommet or module type.
NNN - No Grommets/No PowerUp/No Wire Management

D Select modesty panel.
NMP - No fabric modesty panel

E Select edge color.
 Refer to color addendum at ki.com or KI Fabrics & Finishes binder.
 Edge color offerings are based on edge style selections.

F Select surface finish.
 Refer to color addendum at ki.com or KI Fabrics & Finishes binder.

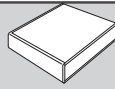
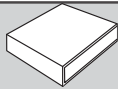
G Select leg finish.
 Refer to color addendum at ki.com or KI Fabrics & Finishes binder.

H Select base.
4EC - 4 casters
4GB - 4 black glides
 *Casters=2 locking/2 non-locking, black wheel, silver hub



Pirouette® Tables

Fixed-Guitar Pick-29" High (Standard Height)



Approx.
Packaged
Weight

1-1/4"
Self-edge
(64E)

74P Edge
(74P)

99.0#

\$ 1066

\$ 1076

115.0#

\$ 1172

\$ 1182

133.0#

\$ 1199

\$ 1209

SPECIAL SERVICES

Special Carton Marking

With specially marked information N/C

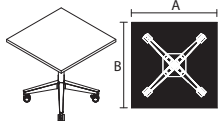
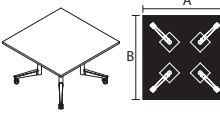
Shipping

Shipped **k.d. freight prepaid f.o.b.**
Bonduel, Wisconsin 54107 factory. Freight
class #125.

Specifications and prices are subject to
change without prior notice.

Pirouette® Tables

Fixed-Square-29" High (Standard Height)

MODEL				MODEL NUMBER							
				Basic Model	Edge Style	Grommet/Module Type	Modesty Panel	Edge Color	Surface Finish	Leg Finish	Base
 <p>Square Tables - Fixed, 29" High</p> <ul style="list-style-type: none"> Fixed base at 29" high Chrome bases will have Flannel colored leg caps 	X Base	30 x 30"	PIFXSQ30	<input type="checkbox"/> <input type="checkbox"/> <input type="checkbox"/>	NNN	NMP	<input type="checkbox"/> <input type="checkbox"/> <input type="checkbox"/>	<input type="checkbox"/> <input type="checkbox"/> <input type="checkbox"/>	<input type="checkbox"/> <input type="checkbox"/>	<input type="checkbox"/> <input type="checkbox"/>	
	X Base	36 x 36"	PIFXSQ36	<input type="checkbox"/> <input type="checkbox"/> <input type="checkbox"/>	NNN	NMP	<input type="checkbox"/> <input type="checkbox"/> <input type="checkbox"/>	<input type="checkbox"/> <input type="checkbox"/> <input type="checkbox"/>	<input type="checkbox"/> <input type="checkbox"/>	<input type="checkbox"/> <input type="checkbox"/>	
 <p>Square Tables - Fixed, 29" High</p> <ul style="list-style-type: none"> Fixed base at 29" high 	C Base	42 x 42"	PIFCSQ42	<input type="checkbox"/> <input type="checkbox"/> <input type="checkbox"/>	NNN	NMP	<input type="checkbox"/> <input type="checkbox"/> <input type="checkbox"/>	<input type="checkbox"/> <input type="checkbox"/> <input type="checkbox"/>	<input type="checkbox"/> <input type="checkbox"/>	<input type="checkbox"/> <input type="checkbox"/>	
	C Base	48 x 48"	PIFCSQ48	<input type="checkbox"/> <input type="checkbox"/> <input type="checkbox"/>	NNN	NMP	<input type="checkbox"/> <input type="checkbox"/> <input type="checkbox"/>	<input type="checkbox"/> <input type="checkbox"/> <input type="checkbox"/>	<input type="checkbox"/> <input type="checkbox"/>	<input type="checkbox"/> <input type="checkbox"/>	
	C Base	60 x 60"	PIFCSQ60	<input type="checkbox"/> <input type="checkbox"/> <input type="checkbox"/>	NNN	NMP	<input type="checkbox"/> <input type="checkbox"/> <input type="checkbox"/>	<input type="checkbox"/> <input type="checkbox"/> <input type="checkbox"/>	<input type="checkbox"/> <input type="checkbox"/>	<input type="checkbox"/> <input type="checkbox"/>	

A **B** **C** **D** **E** **F** **G** **H**

HOW TO ORDER

Indicate the following information on order form:

- Quantity of each item.
- Model number, including options. See "How To Build a Model Number".
- Any special service required.

Note: • The indicates that a choice is required.

- The absence of the indicates that no choice is required.
- Alpha-numeric characters in place of indicate that no other alternatives are available.

HOW TO BUILD A MODEL NUMBER

A Select basic model.

B Select edge style.

64E - 1-1/4" Self-edge
74P - 74P edge

C Select grommet or module type.

NNN - No Grommets/No PowerUp/No Wire Management

D Select modesty panel.

NMP - No fabric modesty panel

E Select edge color.

Refer to color addendum at ki.com or KI Fabrics & Finishes binder.
Edge color offerings are based on edge style selections.

F Select surface finish.

Refer to color addendum at ki.com or KI Fabrics & Finishes binder.

G Select leg finish.

Refer to color addendum at ki.com or KI Fabrics & Finishes binder.

H Select base.

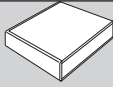
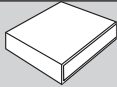
4EC - 4 casters
4GB - 4 black glides

*Casters=2 locking/2 non-locking, black wheel, silver hub



Pirouette® Tables

Fixed-Square-29" High (Standard Height)



Approx.
Packaged
Weight

1-1/4"
Self-edge
(64E)

74P Edge
(74P)

61.0#	\$ 653	\$ 663
75.0#	733	743
91.0#	\$ 1074	\$ 1084
110.0#	1096	1106
155.0#	1207	1217

SPECIAL SERVICES

Special Carton Marking

With specially marked information N/C

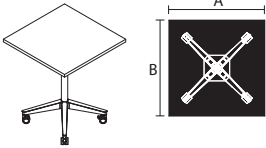
Shipping

Shipped **k.d. freight prepaid f.o.b. Bonduel, Wisconsin 54107** factory. Freight class #125.

Specifications and prices are subject to change without prior notice.

Pirouette[®] Tables

Fixed-Square-36" High (Counter Height)

		MODEL NUMBER									Approx. Packaged Weight
Features	A x B	Basic Model	Edge Style	Grommet/Module Type	Modesty Panel	Edge Color	Surface Finish	Leg Finish	Base		
	X Base 30 x 30"	PIFXSQ30H36	<input type="checkbox"/> <input type="checkbox"/>	NNN	NMP	<input type="checkbox"/> <input type="checkbox"/>	<input type="checkbox"/> <input type="checkbox"/>	<input type="checkbox"/>	<input type="checkbox"/> <input type="checkbox"/>	64.0#	
	X Base 36 x 36"	PIFXSQ36H36	<input type="checkbox"/> <input type="checkbox"/>	NNN	NMP	<input type="checkbox"/> <input type="checkbox"/>	<input type="checkbox"/> <input type="checkbox"/>	<input type="checkbox"/>	<input type="checkbox"/> <input type="checkbox"/>	78.0#	

A B C D E F G H

Pf3
Square Tables - Fixed, 36" High

- Fixed base at 36" high
- Chrome bases will have Flannel colored leg caps
- Recommended chair height for 36"H table is 24" stool

HOW TO ORDER

Indicate the following information on order form:

1. Quantity of each item.
2. Model number, including options. See "How To Build a Model Number".
3. Any special service required.

Note:

- The indicates that a choice is required.
- The absence of the indicates that no choice is required.
- Alpha-numeric characters in place of indicate that no other alternatives are available.

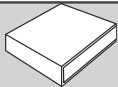
HOW TO BUILD A MODEL NUMBER

- A** Select basic model.
64E - 1-1/4" Self-edge
74P - 74P edge
- B** Select edge style.
NNN - No Grommets/No PowerUp/No Wire Management
- C** Select grommet or module type.
- D** Select modesty panel.
NMP - No fabric modesty panel
- E** Select edge color.
Refer to color addendum at ki.com or KI Fabrics & Finishes binder.
Edge color offerings are based on edge style selections.
- F** Select surface finish.
Refer to color addendum at ki.com or KI Fabrics & Finishes binder.
- G** Select leg finish.
Refer to color addendum at ki.com or KI Fabrics & Finishes binder.
- H** Select base.
4EC - 4 casters
4GB - 4 black glides
*Casters=2 locking/2 non-locking, black wheel, silver hub



Pirouette® Tables

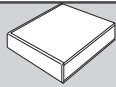
Fixed-Square-36" High (Counter Height)



1-1/4"
Self-edge
(64E)

\$ 657

737



74P Edge
(74P)

\$ 667

747

SPECIAL SERVICES

Special Carton Marking

With specially marked information N/C

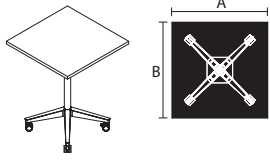
Shipping

Shipped **k.d. freight prepaid f.o.b.**
Bonduei, Wisconsin 54107 factory. Freight
class #125.

Specifications and prices are subject to
change without prior notice.

Pirouette® Tables

Fixed-Square-42" High (Cafe Height)



PIF4

Square Tables - Fixed, 42" High

- Fixed base at 42" high
- Chrome bases will have Flannel colored leg caps
- Recommended chair height for 42"H table is 30" stool

Features	A x B	MODEL NUMBER									Approx. Packaged Weight
		Basic Model	Edge Style	Grommet/Module Type	Modesty Panel	Edge Color	Surface Finish	Leg Finish	Base		
X Base	30 x 30"	PIFXSQ30H42	<input type="checkbox"/> <input type="checkbox"/>	NNN	NMP	<input type="checkbox"/> <input type="checkbox"/>	<input type="checkbox"/> <input type="checkbox"/>	<input type="checkbox"/>	<input type="checkbox"/> <input type="checkbox"/>		67.0#
X Base	36 x 36"	PIFXSQ36H42	<input type="checkbox"/> <input type="checkbox"/>	NNN	NMP	<input type="checkbox"/> <input type="checkbox"/>	<input type="checkbox"/> <input type="checkbox"/>	<input type="checkbox"/>	<input type="checkbox"/> <input type="checkbox"/>		81.0#

A B C D E F G H

HOW TO ORDER

Indicate the following information on order form:

1. Quantity of each item.
2. Model number, including options. See "How To Build a Model Number".
3. Any special service required.

Note:

- The indicates that a choice is required.
- The absence of the indicates that no choice is required.
- Alpha-numeric characters in place of indicate that no other alternatives are available.

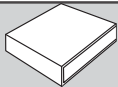
HOW TO BUILD A MODEL NUMBER

- A** Select basic model.
- B** Select edge style.
64E - 1-1/4" Self-edge
74P - 74P edge
- C** Select grommet or module type.
NNN - No Grommets/No PowerUp/No Wire Management
- D** Select modesty panel.
NMP - No fabric modesty panel
- E** Select edge color.
Refer to color addendum at ki.com or KI Fabrics & Finishes binder.
Edge color offerings are based on edge style selections.
- F** Select surface finish.
Refer to color addendum at ki.com or KI Fabrics & Finishes binder.
- G** Select leg finish.
Refer to color addendum at ki.com or KI Fabrics & Finishes binder.
- H** Select base.
4EC - 4 casters
4GB - 4 black glides
*Casters=2 locking/2 non-locking, black wheel, silver hub



Pirouette® Tables

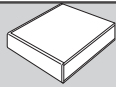
Fixed-Square-42" High (Cafe Height)



1-1/4"
Self-edge
(64E)

\$ 663

742



74P Edge
(74P)

\$ 673

752

SPECIAL SERVICES

Special Carton Marking

With specially marked information N/C

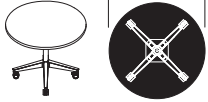
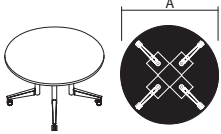
Shipping

Shipped **k.d. freight prepaid f.o.b.**
Bondue, Wisconsin 54107 factory. Freight
class #125.

Specifications and prices are subject to
change without prior notice.

Pirouette® Tables

Fixed-Round-29" High (Standard Height)

				MODEL NUMBER							
MODEL	Features	A	Basic Model	Edge Style	Grommet/Module Type	Modesty Panel	Edge Color	Surface Finish	Leg Finish	Base	
 <p>PIFT</p>	Round Tables - Fixed, 29" High • Fixed base at 29" high • Chrome bases will have Flannel colored leg caps	X Base 30" Dia	PIFXRD30	<input type="checkbox"/> <input type="checkbox"/>	NNN	NMP	<input type="checkbox"/> <input type="checkbox"/>	<input type="checkbox"/> <input type="checkbox"/>	<input type="checkbox"/> <input type="checkbox"/>	<input type="checkbox"/> <input type="checkbox"/>	
		X Base 36" Dia	PIFXRD36	<input type="checkbox"/> <input type="checkbox"/>	NNN	NMP	<input type="checkbox"/> <input type="checkbox"/>	<input type="checkbox"/> <input type="checkbox"/>	<input type="checkbox"/> <input type="checkbox"/>	<input type="checkbox"/> <input type="checkbox"/>	
		X Base 42" Dia	PIFXRD42	<input type="checkbox"/> <input type="checkbox"/>	NNN	NMP	<input type="checkbox"/> <input type="checkbox"/>	<input type="checkbox"/> <input type="checkbox"/>	<input type="checkbox"/> <input type="checkbox"/>	<input type="checkbox"/> <input type="checkbox"/>	
 <p>PIFT</p>	Round Tables - Fixed, 29" High • Fixed base at 29" high	C Base 48" Dia	PIFCRD48	<input type="checkbox"/> <input type="checkbox"/>	NNN	NMP	<input type="checkbox"/> <input type="checkbox"/>	<input type="checkbox"/> <input type="checkbox"/>	<input type="checkbox"/> <input type="checkbox"/>	<input type="checkbox"/> <input type="checkbox"/>	
		C Base 60" Dia	PIFCRD60	<input type="checkbox"/> <input type="checkbox"/>	NNN	NMP	<input type="checkbox"/> <input type="checkbox"/>	<input type="checkbox"/> <input type="checkbox"/>	<input type="checkbox"/> <input type="checkbox"/>	<input type="checkbox"/> <input type="checkbox"/>	
				A	B	C	D	E	F	G	H

HOW TO ORDER

Indicate the following information on order form:

- Quantity of each item.
- Model number, including options. See "How To Build a Model Number".
- Any special service required.

Note: • The indicates that a choice is required.

- The absence of the indicates that no choice is required.
- Alpha-numeric characters in place of indicate that no other alternatives are available.

HOW TO BUILD A MODEL NUMBER

A Select basic model.

B Select edge style.
64E - 1-1/4" Self-edge
74P - 74P edge

C Select grommet or module type.
NNN - No Grommets/No PowerUp/No Wire Management

D Select modesty panel.
NMP - No fabric modesty panel

E Select edge color.
 Refer to color addendum at ki.com or KI Fabrics & Finishes binder.
 Edge color offerings are based on edge style selections.

F Select surface finish.
 Refer to color addendum at ki.com or KI Fabrics & Finishes binder.

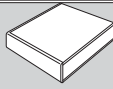
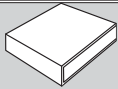
G Select leg finish.
 Refer to color addendum at ki.com or KI Fabrics & Finishes binder.

H Select base.
4EC - 4 casters
4GB - 4 black glides
 *Casters=2 locking/2 non-locking, black wheel, silver hub



Pirouette® Tables

Fixed-Round-29" High (Standard Height)



Approx. Packaged Weight	1-1/4" Self-edge (64E)	74P Edge (74P)
55.0#	\$ 696	\$ 706
65.0#	774	784
78.0#	888	898

93.0#	\$ 1130	\$ 1140
128.0#	1239	1249

SPECIAL SERVICES

Special Carton Marking

With specially marked information N/C

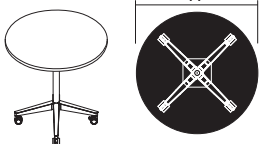
Shipping

Shipped **k.d. freight prepaid f.o.b. Bonduel, Wisconsin 54107** factory. Freight class #125.

Specifications and prices are subject to change without prior notice.

Pirouette[®] Tables

Fixed-Round-36" High (Counter Height)

	Features	A	MODEL NUMBER								Approx. Packaged Weight	
			Basic Model	Edge Style	Grommet/Module Type	Modesty Panel	Edge Color	Surface Finish	Leg Finish	Base		
 <p>PIF3</p> <p>Round Tables - Fixed, 36" High</p> <ul style="list-style-type: none"> Fixed base at 36" high Chrome bases will have Flannel colored leg caps Recommended chair height for 36"H table is 24" stool 	X Base	30" Dia	PIFXRD30H36	<input type="checkbox"/> <input type="checkbox"/> <input type="checkbox"/>	NNN	NMP	<input type="checkbox"/> <input type="checkbox"/> <input type="checkbox"/>	<input type="checkbox"/> <input type="checkbox"/> <input type="checkbox"/>	<input type="checkbox"/> <input type="checkbox"/> <input type="checkbox"/>	<input type="checkbox"/> <input type="checkbox"/> <input type="checkbox"/>	58.0#	
	X Base	36" Dia	PIFXRD36H36	<input type="checkbox"/> <input type="checkbox"/> <input type="checkbox"/>	NNN	NMP	<input type="checkbox"/> <input type="checkbox"/> <input type="checkbox"/>	<input type="checkbox"/> <input type="checkbox"/> <input type="checkbox"/>	<input type="checkbox"/> <input type="checkbox"/> <input type="checkbox"/>	<input type="checkbox"/> <input type="checkbox"/> <input type="checkbox"/>	68.0#	
	X Base	42" Dia	PIFXRD42H36	<input type="checkbox"/> <input type="checkbox"/> <input type="checkbox"/>	NNN	NMP	<input type="checkbox"/> <input type="checkbox"/> <input type="checkbox"/>	<input type="checkbox"/> <input type="checkbox"/> <input type="checkbox"/>	<input type="checkbox"/> <input type="checkbox"/> <input type="checkbox"/>	<input type="checkbox"/> <input type="checkbox"/> <input type="checkbox"/>	81.0#	

A B C D E F G H

HOW TO ORDER

Indicate the following information on order form:

- Quantity of each item.
- Model number, including options. See "How To Build a Model Number".
- Any special service required.

Note:

- The indicates that a choice is required.
- The absence of the indicates that no choice is required.
- Alpha-numeric characters in place of indicate that no other alternatives are available.

HOW TO BUILD A MODEL NUMBER

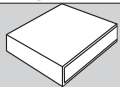
- A** Select basic model.

- B** Select edge style.
64E - 1-1/4" Self-edge
74P - 74P edge
- C** Select grommet or module type.
NNN - No Grommets/No PowerUp/No Wire Management
- D** Select modesty panel.
NMP - No fabric modesty panel
- E** Select edge color.
 Refer to color addendum at ki.com or KI Fabrics & Finishes binder.
 Edge color offerings are based on edge style selections.
- F** Select surface finish.
 Refer to color addendum at ki.com or KI Fabrics & Finishes binder.
- G** Select leg finish.
 Refer to color addendum at ki.com or KI Fabrics & Finishes binder.
- H** Select base.
4EC - 4 casters
4GB - 4 black glides
 *Casters=2 locking/2 non-locking, black wheel, silver hub

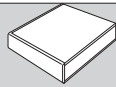


Pirouette® Tables

Fixed-Round-36" High (Counter Height)



1-1/4"
Self-edge
(64E)



74P Edge
(74P)

\$ 700
778
892

\$ 710
788
902

SPECIAL SERVICES

Special Carton Marking

With specially marked information N/C

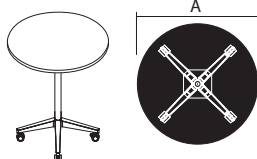
Shipping

Shipped **k.d. freight prepaid f.o.b.**
Bondel, Wisconsin 54107 factory. Freight
class #125.

Specifications and prices are subject to
change without prior notice.

Pirouette® Tables

Fixed-Round-42" High (Cafe Height)

Features	A	MODEL NUMBER								Approx. Packaged Weight
		Basic Model	Edge Style	Grommet/Module Type	Modesty Panel	Edge Color	Surface Finish	Leg Finish	Base	
 <p>PIF4</p> <p>Round Tables - Fixed, 42" High</p> <ul style="list-style-type: none"> Fixed base at 42" high Chrome bases will have Flannel colored leg caps Recommended chair height for 42"H table is 30" stool 	X Base 30" Dia	PIFXRD30H42	<input type="checkbox"/> <input type="checkbox"/> <input type="checkbox"/>	NNN	NMP	<input type="checkbox"/> <input type="checkbox"/> <input type="checkbox"/>	<input type="checkbox"/> <input type="checkbox"/> <input type="checkbox"/>	<input type="checkbox"/> <input type="checkbox"/>	<input type="checkbox"/> <input type="checkbox"/> <input type="checkbox"/>	61.0#
	X Base 36" Dia	PIFXRD36H42	<input type="checkbox"/> <input type="checkbox"/> <input type="checkbox"/>	NNN	NMP	<input type="checkbox"/> <input type="checkbox"/> <input type="checkbox"/>	<input type="checkbox"/> <input type="checkbox"/> <input type="checkbox"/>	<input type="checkbox"/> <input type="checkbox"/>	<input type="checkbox"/> <input type="checkbox"/> <input type="checkbox"/>	71.0#
	X Base 42" Dia	PIFXRD42H42	<input type="checkbox"/> <input type="checkbox"/> <input type="checkbox"/>	NNN	NMP	<input type="checkbox"/> <input type="checkbox"/> <input type="checkbox"/>	<input type="checkbox"/> <input type="checkbox"/> <input type="checkbox"/>	<input type="checkbox"/> <input type="checkbox"/>	<input type="checkbox"/> <input type="checkbox"/> <input type="checkbox"/>	84.0#

A

B

C

D

E

F

G

H

HOW TO ORDER

Indicate the following information on order form:

- Quantity of each item.
- Model number, including options. See "How To Build a Model Number".
- Any special service required.

Note: • The indicates that a choice is required.

- The absence of the indicates that no choice is required.
- Alpha-numeric characters in place of indicate that no other alternatives are available.

HOW TO BUILD A MODEL NUMBER

A Select basic model.

B Select edge style.

64E - 1-1/4" Self-edge

74P - 74P edge

C Select grommet or module type.

NNN - No Grommets/No PowerUp/No Wire Management

D Select modesty panel.

NMP - No fabric modesty panel

E Select edge color.

Refer to color addendum at ki.com or KI Fabrics & Finishes binder.
Edge color offerings are based on edge style selections.

F Select surface finish.

Refer to color addendum at ki.com or KI Fabrics & Finishes binder.

G Select leg finish.

Refer to color addendum at ki.com or KI Fabrics & Finishes binder.

H Select base.

4EC - 4 casters

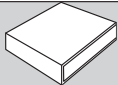
4GB - 4 black glides

*Casters=2 locking/2 non-locking, black wheel, silver hub



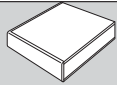
Pirouette® Tables

Fixed-Round-42" High (Cafe Height)



1-1/4"
Self-edge
(64E)

\$ 706
783
897



74P Edge
(74P)

\$ 716
793
907

SPECIAL SERVICES

Special Carton Marking

With specially marked information N/C

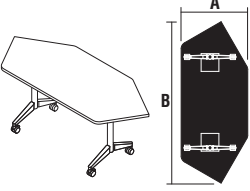
Shipping

Shipped **k.d. freight prepaid f.o.b.**
Bonduel, Wisconsin 54107 factory. Freight
class #125.

Specifications and prices are subject to
change without prior notice.

Pirouette® Tables

Fixed-Scale Up-29" High (Standard Height)

		MODEL NUMBER											
Features	A x B	Basic Model	Edge Style	Grommet/Module Type	Modesty Panel	Edge Color	Surface Finish	Leg Finish	Grommet/Module Color	Base	Approx. Packaged Weight		
 <p>PIFT Scale Up Tables - 30"D</p> <ul style="list-style-type: none"> • Fixed base at 29" high • 3 tables form an 84" dia pod design to seat up to 9 people • Chrome bases will have Flannel colored leg caps and vertical wire manager (if power is selected) • Gangers ordered separately 	T Base	30 x 72"	PIFS3072	□□□	□□□	NMP	□□□	□□□	□□	□□□□	□□□	64.0#	

A **B** **C** **D** **E** **F** **G** **H** **I**

HOW TO ORDER

Indicate the following information on order form:

- Quantity of each item.
- Model number, including options. See "How To Build a Model Number".
- Any special service required.

Note: • The indicates that a choice is required.
• The absence of the indicates that no choice is required.
• Alpha-numeric characters in place of indicate that no other alternatives are available.

HOW TO BUILD A MODEL NUMBER

- A** Select basic model.
 - 64E** - 1-1/4" Self-edge
 - 74P** - 74P edge
- B** Select edge style.
 - NNN** - No Grommets, PowerUp or Wire Management/No Cutouts
 - 10C** - One Cutout Only-w/Wire Management; add \$138
 - 1PG** - One Plastic Grommet w/Wire Management; add \$155
 - 1PU** - One PowerUp w/Wire Management; add \$247
 - 1VG** - One Villa Grommet w/Wire Management; add \$200
 - 1VM** - One Villa Module w/Wire Management; add \$362
 - WMO** - Wire Management Only-No Cutouts; add \$138
- C** Select grommet or module type.
 - *CORD LENGTH of 9' or 15' is option on 1PU and 1VM only.

*Includes vertical and horizontal wire management.

- D** Select modesty panel.
 - NMP** - No fabric modesty panel
- E** Select edge color.
 - Refer to color addendum at ki.com or KI Fabrics & Finishes binder. Edge color offerings are based on edge style selections.
- F** Select surface finish.
 - Refer to color addendum at ki.com or KI Fabrics & Finishes binder.
- G** Select leg finish.
 - Refer to color addendum at ki.com or KI Fabrics & Finishes binder.
- H** Select grommet/module color.
 - Refer to color addendum at ki.com or KI Fabrics & Finishes binder.

I Select base finish.

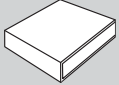
- 4EC** - 4 casters
- 4GB** - 4 black glides

*Casters=2 locking/2 non-locking, black wheel, silver hub



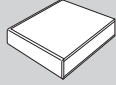
Pirouette® Tables

Fixed-Scale Up-29" High (Standard Height)



1-1/4"
Self-edge
(64E)

\$ 940



74P Edge
(74P)

\$ 951

INFORMATION

LEG CLEARANCE

Table Length	From Table Edge Point	Inside Leg
72"	14.75	38.75

SPECIAL SERVICES

Special Carton Marking

With specially marked information N/C

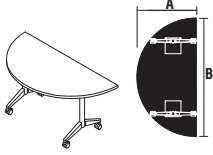
Shipping

Shipped **k.d. freight prepaid f.o.b.**
Bonduel, Wisconsin 54107 factory. Freight class #125.

Specifications and prices are subject to change without prior notice.

Pirouette® Tables

Fixed-Half Round-29" High (Standard Height)

MODEL	Features	A x B	MODEL NUMBER								
			Basic Model	Edge Style	Grommet/Module Type	Modesty Panel	Edge Color	Surface Finish	Leg Finish	Base	
 <p>Half Round Tables - 24"D</p> <ul style="list-style-type: none"> • Fixed base at 29" high • Chrome bases will have Flannel colored leg caps • Gangers ordered separately 	T Base	24 x 48"	PIFH48	<input type="checkbox"/> <input type="checkbox"/>	NNN	NMP	<input type="checkbox"/> <input type="checkbox"/>	<input type="checkbox"/> <input type="checkbox"/>	<input type="checkbox"/>	<input type="checkbox"/> <input type="checkbox"/>	
PIFT											
	Half Round Tables - 30"D	T Base	30 x 60"	PIFH60	<input type="checkbox"/> <input type="checkbox"/>	NNN	NMP	<input type="checkbox"/> <input type="checkbox"/>	<input type="checkbox"/> <input type="checkbox"/>	<input type="checkbox"/>	<input type="checkbox"/> <input type="checkbox"/>
PIFT											
	Half Round Tables - 36"D	T Base	36 x 72"	PIFH72	<input type="checkbox"/> <input type="checkbox"/>	NNN	NMP	<input type="checkbox"/> <input type="checkbox"/>	<input type="checkbox"/> <input type="checkbox"/>	<input type="checkbox"/>	<input type="checkbox"/> <input type="checkbox"/>
PIFT											

A B C D E F G H

HOW TO ORDER

Indicate the following information on order form:

1. Quantity of each item.
2. Model number, including options. See "How To Build a Model Number".
3. Any special service required.

Note: • The indicates that a choice is required.

- The absence of the indicates that no choice is required.
- Alpha-numeric characters in place of indicate that no other alternatives are available.

HOW TO BUILD A MODEL NUMBER

A Select basic model.

B Select edge style.
64E - 1-1/4" Self-edge
74P - 74P edge

C Select grommet or module type.
NNN - No Grommets, PowerUp or Wire Management/No Cutouts

D Select modesty panel.
NMP - No fabric modesty panel

E Select edge color.
 Refer to color addendum at ki.com or KI Fabrics & Finishes binder.
 Edge color offerings are based on edge style selections.

F Select surface finish.
 Refer to color addendum at ki.com or KI Fabrics & Finishes binder.

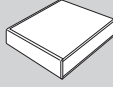
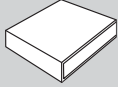
G Select leg finish.
 Refer to color addendum at ki.com or KI Fabrics & Finishes binder.

H Select base.
4EC - 4 casters
4GB - 4 black glides
 *Casters=2 locking/2 non-locking, black wheel, silver hub



Pirouette® Tables

Fixed-Half Round-29" High (Standard Height)



Approx.
Packaged
Weight

1-1/4"
Self-edge
(64E)

74P Edge
(74P)

53.0#

\$ 659

\$ 670

71.0#

\$ 781

\$ 791

91.0#

\$ 865

\$ 876

INFORMATION

LEG CLEARANCE

Table Length /	From Table Edge Point /	Inside Leg
48"	7.0	28.75
60"	10.5	34.75
72"	12.5	42.75

SPECIAL SERVICES

Special Carton Marking

With specially marked information N/C

Shipping

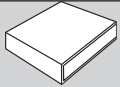
Shipped **k.d. freight prepaid f.o.b.**
Bonduel, Wisconsin 54107 factory. Freight
class #125.

Specifications and prices are subject to
change without prior notice.



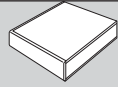
Pirouette® Tables

Fixed-Trapezoid-29" High (Standard Height)



1-1/4"
Self-edge
(64E)

\$ 755



74P Edge
(74P)

\$ 765

INFORMATION

LEG CLEARANCE

Table Length	From Table Edge Point	Inside Leg
60"	13.5	28.25

SPECIAL SERVICES

Special Carton Marking

With specially marked information N/C

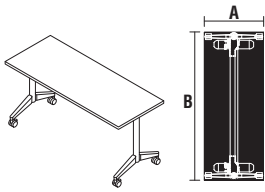
Shipping

Shipped **k.d. freight prepaid f.o.b.**
Bonduel, Wisconsin 54107 factory. Freight
class #125.

Specifications and prices are subject to
change without prior notice.

Pirouette® Tables

Nesting-Rectangular-29" High (Training)

	Features	A x B	MODEL NUMBER									Approx. Packaged Weight
			Basic Model	Edge Style	Grommet/Module Type	Modesty Panel	Edge Color	Surface Finish	Leg Finish	Grommet/Module Color	Base	
 <p>PINT Rectangular Tables - 18"D</p> <ul style="list-style-type: none"> • Tables are designed for maximum leg spacing for length of table • Nesting mechanism is standard in Flannel only • Chrome bases will have Flannel colored leg caps and vertical wire manager (if power is selected) • Gangers ordered separately 	T Base	18 x 30"	PINR1830T	□□□	NNN	NMP	□□□	□□□	□□		□□□	57.0#
	T Base	18 x 36"	PINR1836T	□□□	□□□	□□□	□□□	□□□	□□	□□□□	□□□	64.0#
	T Base	18 x 42"	PINR1842T	□□□	□□□	□□□	□□□	□□□	□□	□□□□	□□□	68.0#
	T Base	18 x 48"	PINR1848T	□□□	□□□	□□□	□□□	□□□	□□	□□□□	□□□	75.0#
	T Base	18 x 54"	PINR1854T	□□□	□□□	□□□	□□□	□□□	□□	□□□□	□□□	78.0#
	T Base	18 x 60"	PINR1860T	□□□	□□□	□□□	□□□	□□□	□□	□□□□	□□□	86.0#
	T Base	18 x 66"	PINR1866T	□□□	□□□	□□□	□□□	□□□	□□	□□□□	□□□	89.0#
	T Base	18 x 72"	PINR1872T	□□□	□□□	□□□	□□□	□□□	□□	□□□□	□□□	96.0#
<p>PINT Rectangular Tables - 24"D</p>	T Base	24 x 30"	PINR2430T	□□□	NNN	NMP	□□□	□□□	□□		□□□	66.0#
	T Base	24 x 36"	PINR2436T	□□□	□□□	□□□	□□□	□□□	□□	□□□□	□□□	74.0#
	T Base	24 x 42"	PINR2442T	□□□	□□□	□□□	□□□	□□□	□□	□□□□	□□□	79.0#
	T Base	24 x 48"	PINR2448T	□□□	□□□	□□□	□□□	□□□	□□	□□□□	□□□	87.0#
	T Base	24 x 54"	PINR2454T	□□□	□□□	□□□	□□□	□□□	□□	□□□□	□□□	92.0#
	T Base	24 x 60"	PINR2460T	□□□	□□□	□□□	□□□	□□□	□□	□□□□	□□□	100.0#
	T Base	24 x 66"	PINR2466T	□□□	□□□	□□□	□□□	□□□	□□	□□□□	□□□	105.0#
	T Base	24 x 72"	PINR2472T	□□□	□□□	□□□	□□□	□□□	□□	□□□□	□□□	113.0#
<p>PINT Rectangular Tables - 30"D</p>	T Base	30 x 36"	PINR3036T	□□□	□□□	□□□	□□□	□□□	□□	□□□□	□□□	81.0#
	T Base	30 x 42"	PINR3042T	□□□	□□□	□□□	□□□	□□□	□□	□□□□	□□□	87.0#
	T Base	30 x 48"	PINR3048T	□□□	□□□	□□□	□□□	□□□	□□	□□□□	□□□	97.0#
	T Base	30 x 54"	PINR3054T	□□□	□□□	□□□	□□□	□□□	□□	□□□□	□□□	103.0#
	T Base	30 x 60"	PINR3060T	□□□	□□□	□□□	□□□	□□□	□□	□□□□	□□□	112.0#
	T Base	30 x 66"	PINR3066T	□□□	□□□	□□□	□□□	□□□	□□	□□□□	□□□	118.0#
	T Base	30 x 72"	PINR3072T	□□□	□□□	□□□	□□□	□□□	□□	□□□□	□□□	127.0#

A **B** **C** **D** **E** **F** **G** **H** **I**

HOW TO ORDER

Indicate the following information on order form:

1. Quantity of each item.
2. Model number, including options. See "How To Build a Model Number".
3. Any special service required.

- Note:
- The □ indicates that a choice is required.
 - The absence of the □ indicates that no choice is required.
 - Alpha-numeric characters in place of □ indicate that no other alternatives are available.

HOW TO BUILD A MODEL NUMBER

- A** Select basic model.
- B** Select edge style.
64E - 1-1/4" Self-edge
74P - 74P edge
- C** Select grommet or module type.
NNN - No Grommets, PowerUp or Wire Management/No Cutouts
10C - One Cutout Only-w/Wire Management; add \$138
1PG - One Plastic Grommet w/Wire Management; add \$155
1PU - One PowerUp w/Wire Management; add \$247
1VG - One Villa Grommet w/Wire Management; add \$200
1VM - One Villa Module w/Wire Management; add \$362
WMO - Wire Management Only-No Cutouts; add \$138

*CORD LENGTH of 9' or 15' is option on 1PU and 1VM only.

*Includes vertical and horizontal wire management.

- D** Select modesty panel.
FMP - Fabric modesty panel; add \$278
NMP - No fabric modesty panel

- E** Select edge color.
Refer to color addendum at ki.com or KI Fabrics & Finishes binder.
Edge color offerings are based on edge style selections.

- F** Select surface finish.
Refer to color addendum at ki.com or KI Fabrics & Finishes binder.

- G** Select leg finish.
Refer to color addendum at ki.com or KI Fabrics & Finishes binder.

- H** Select grommet/module color.
Refer to color addendum at ki.com or KI

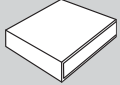
Fabrics & Finishes binder.

- I** Select base.
4EC - 4 casters
4GB - 4 black glides
*Casters=2 locking/2 non-locking, black wheel, silver hub

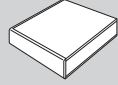


Pirouette® Tables

Nesting-Rectangular-29" High (Training)



1-1/4"
Self-edge
(64E)



74P Edge
(74P)

\$ 685	\$ 695
829	839
839	850
851	861
886	896
917	927
938	949
953	963

\$ 732	\$ 742
941	947
962	972
1003	1008
1034	1044
1062	1098
1088	1129
1112	1164

\$ 967	\$ 983
983	1008
1008	1044
1044	1092
1112	1123
1140	1151
1155	1165

INFORMATION

LEG CLEARANCE

Table Length	From Table Edge	Inside Leg
30"	0.75	24
36"	0.75	30
42"	3.75	30
48"	0.75	42
54"	3.75	42
60"	0.75	54
66"	3.75	54
72"	0.75	66

SPECIAL SERVICES

Special Carton Marking

With specially marked information N/C

Shipping

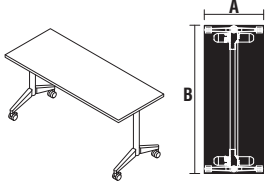
Shipped **k.d. freight prepaid f.o.b. Bonduel, Wisconsin 54107** factory. Freight class #125.

Specifications and prices are subject to change without prior notice.

Pirouette® Tables

Nesting-Rectangular-29" High (Training)

		MODEL NUMBER										Approx. Packaged Weight
Features	A x B	Basic Model	Edge Style	Grommet/Module Type	Modesty Panel	Edge Color	Surface Finish	Leg Finish	Grommet/Module Color	Base		
T Base	36 x 36"	PINR3636T	□□□	□□□	□□□	□□□	□□□	□□	□□□□	□□□	89.0#	
T Base	36 x 42"	PINR3642T	□□□	□□□	□□□	□□□	□□□	□□	□□□□	□□□	96.0#	
T Base	36 x 48"	PINR3648T	□□□	□□□	□□□	□□□	□□□	□□	□□□□	□□□	107.0#	
T Base	36 x 54"	PINR3654T	□□□	□□□	□□□	□□□	□□□	□□	□□□□	□□□	114.0#	
T Base	36 x 60"	PINR3660T	□□□	□□□	□□□	□□□	□□□	□□	□□□□	□□□	125.0#	
T Base	36 x 66"	PINR3666T	□□□	□□□	□□□	□□□	□□□	□□	□□□□	□□□	132.0#	
T Base	36 x 72"	PINR3672T	□□□	□□□	□□□	□□□	□□□	□□	□□□□	□□□	142.0#	
			A	B	C	D	E	F	G	H	I	



PINT

Rectangular Tables - 36"D

- Tables are designed for maximum leg spacing for length of table
- Nesting mechanism is standard in Flannel only
- Chrome bases will have Flannel colored leg caps and vertical wire manager (if power is selected)
- Gangers ordered separately

HOW TO ORDER

Indicate the following information on order form:

1. Quantity of each item.
2. Model number, including options. See "How To Build a Model Number".
3. Any special service required.

- Note:
- The □ indicates that a choice is required.
 - The absence of the □ indicates that no choice is required.
 - Alpha-numeric characters in place of □ indicate that no other alternatives are available.

HOW TO BUILD A MODEL NUMBER

- A** Select basic model.
 - B** Select edge style.
 - 64E** - 1-1/4" Self-edge
 - 74P** - 74P edge
 - C** Select grommet or module type.
 - NNN** - No Grommets, PowerUp or Wire Management/No Cutouts
 - 10C** - One Cutout Only-w/Wire Management; add \$138
 - 1PG** - One Plastic Grommet w/Wire Management; add \$155
 - 1PU** - One PowerUp w/Wire Management; add \$247
 - 1VG** - One Villa Grommet w/Wire Management; add \$200
 - 1VM** - One Villa Module w/Wire Management; add \$362
 - WMO** - Wire Management Only-No Cutouts; add \$138
- *CORD LENGTH of 9' or 15' is option on 1PU and 1VM only.

*Includes vertical and horizontal wire management.

- D** Select modesty panel.
 - FMP** - Fabric modesty panel; add \$278
 - NMP** - No fabric modesty panel
- E** Select edge color. Refer to color addendum at ki.com or KI Fabrics & Finishes binder. Edge color offerings are based on edge style selections.
- F** Select surface finish. Refer to color addendum at ki.com or KI Fabrics & Finishes binder.
- G** Select leg finish. Refer to color addendum at ki.com or KI Fabrics & Finishes binder.
- H** Select grommet/module color. Refer to color addendum at ki.com or KI Fabrics & Finishes binder.

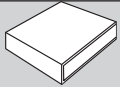
I Select base.

- 4EC** - 4 casters
- 4GB** - 4 black glides

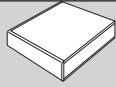
*Casters=2 locking/2 non-locking, black wheel, silver hub



Pirouette® Tables
Nesting-Rectangular-29" High (Training)



1-1/4"
Self-edge
(64E)



74P Edge
(74P)

\$ 1071	\$ 1082
1112	1123
1128	1138
1246	1257
1262	1272
1273	1283
1288	1298

SPECIAL SERVICES

Special Carton Marking

With specially marked information N/C

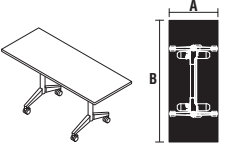
Shipping

Shipped **k.d. freight prepaid f.o.b.**
Bonduel, Wisconsin 54107 factory. Freight
class #125.

Specifications and prices are subject to
change without prior notice.

Pirouette® Tables

Nesting-Rectangular-29" High (Collaborative)

MODEL	Features	A x B	MODEL NUMBER								
			Basic Model	Edge Style	Grommet/Module Type	Modesty Panel	Edge Color	Surface Finish	Leg Finish	Base	
 <p>PINC</p> <p>Rectangular Tables - 24"D</p> <ul style="list-style-type: none"> Nesting base at 29" high Collaborative tables are designed to provide leg spacing for all sides of the table Nesting mechanism is standard in Flannel only Chrome bases will have Flannel colored leg caps and vertical wire manager (if power is selected) ME2 edge is the molded urethane edge on the long sides of the table with a 74P trim on the short side of the table. 	T Base	24 x 60"	PINR2460C	<input type="checkbox"/> <input type="checkbox"/> <input type="checkbox"/>	NNN	NMP	<input type="checkbox"/> <input type="checkbox"/> <input type="checkbox"/>	<input type="checkbox"/> <input type="checkbox"/> <input type="checkbox"/>	<input type="checkbox"/> <input type="checkbox"/> <input type="checkbox"/>	<input type="checkbox"/> <input type="checkbox"/> <input type="checkbox"/>	
	T Base	24 x 66"	PINR2466C	<input type="checkbox"/> <input type="checkbox"/> <input type="checkbox"/>	NNN	NMP	<input type="checkbox"/> <input type="checkbox"/> <input type="checkbox"/>	<input type="checkbox"/> <input type="checkbox"/> <input type="checkbox"/>	<input type="checkbox"/> <input type="checkbox"/> <input type="checkbox"/>	<input type="checkbox"/> <input type="checkbox"/> <input type="checkbox"/>	
	T Base	24 x 72"	PINR2472C	<input type="checkbox"/> <input type="checkbox"/> <input type="checkbox"/>	NNN	NMP	<input type="checkbox"/> <input type="checkbox"/> <input type="checkbox"/>	<input type="checkbox"/> <input type="checkbox"/> <input type="checkbox"/>	<input type="checkbox"/> <input type="checkbox"/> <input type="checkbox"/>	<input type="checkbox"/> <input type="checkbox"/> <input type="checkbox"/>	
	T Base	24 x 84"	PINR2484C	<input type="checkbox"/> <input type="checkbox"/> <input type="checkbox"/>	NNN	NMP	<input type="checkbox"/> <input type="checkbox"/> <input type="checkbox"/>	<input type="checkbox"/> <input type="checkbox"/> <input type="checkbox"/>	<input type="checkbox"/> <input type="checkbox"/> <input type="checkbox"/>	<input type="checkbox"/> <input type="checkbox"/> <input type="checkbox"/>	
	T Base	24 x 96"	PINR2496C	<input type="checkbox"/> <input type="checkbox"/> <input type="checkbox"/>	NNN	NMP	<input type="checkbox"/> <input type="checkbox"/> <input type="checkbox"/>	<input type="checkbox"/> <input type="checkbox"/> <input type="checkbox"/>	<input type="checkbox"/> <input type="checkbox"/> <input type="checkbox"/>	<input type="checkbox"/> <input type="checkbox"/> <input type="checkbox"/>	
PINC	Rectangular Tables - 30"D		T Base	30 x 60"	PINR3060C	<input type="checkbox"/> <input type="checkbox"/> <input type="checkbox"/>	NNN	NMP	<input type="checkbox"/> <input type="checkbox"/> <input type="checkbox"/>	<input type="checkbox"/> <input type="checkbox"/> <input type="checkbox"/>	<input type="checkbox"/> <input type="checkbox"/> <input type="checkbox"/>
	T Base	30 x 66"	PINR3066C	<input type="checkbox"/> <input type="checkbox"/> <input type="checkbox"/>	NNN	NMP	<input type="checkbox"/> <input type="checkbox"/> <input type="checkbox"/>	<input type="checkbox"/> <input type="checkbox"/> <input type="checkbox"/>	<input type="checkbox"/> <input type="checkbox"/> <input type="checkbox"/>	<input type="checkbox"/> <input type="checkbox"/> <input type="checkbox"/>	
	T Base	30 x 72"	PINR3072C	<input type="checkbox"/> <input type="checkbox"/> <input type="checkbox"/>	NNN	NMP	<input type="checkbox"/> <input type="checkbox"/> <input type="checkbox"/>	<input type="checkbox"/> <input type="checkbox"/> <input type="checkbox"/>	<input type="checkbox"/> <input type="checkbox"/> <input type="checkbox"/>	<input type="checkbox"/> <input type="checkbox"/> <input type="checkbox"/>	
	T Base	30 x 84"	PINR3084C	<input type="checkbox"/> <input type="checkbox"/> <input type="checkbox"/>	NNN	NMP	<input type="checkbox"/> <input type="checkbox"/> <input type="checkbox"/>	<input type="checkbox"/> <input type="checkbox"/> <input type="checkbox"/>	<input type="checkbox"/> <input type="checkbox"/> <input type="checkbox"/>	<input type="checkbox"/> <input type="checkbox"/> <input type="checkbox"/>	
	T Base	30 x 96"	PINR3096C	<input type="checkbox"/> <input type="checkbox"/> <input type="checkbox"/>	NNN	NMP	<input type="checkbox"/> <input type="checkbox"/> <input type="checkbox"/>	<input type="checkbox"/> <input type="checkbox"/> <input type="checkbox"/>	<input type="checkbox"/> <input type="checkbox"/> <input type="checkbox"/>	<input type="checkbox"/> <input type="checkbox"/> <input type="checkbox"/>	

A **B** **C** **D** **E** **F** **G** **H**

HOW TO ORDER

Indicate the following information on order form:

- Quantity of each item.
- Model number, including options. See "How To Build a Model Number".
- Any special service required.

Note: • The indicates that a choice is required.

- The absence of the indicates that no choice is required.
- Alpha-numeric characters in place of indicate that no other alternatives are available.

HOW TO BUILD A MODEL NUMBER

A Select basic model.

B Select edge style.

64E - 1-1/4" Self-edge

74P - 74P edge

ME2 - Urethane edge

* (Edge style ME2 has ME on long edges/74P on short edges)

C Select grommet or module type.

NNN - No Grommets, PowerUp or Wire Management/No Cutouts

D Select modesty panel.

NMP - No fabric modesty panel

E Select edge color.

Refer to color addendum at ki.com or KI Fabrics & Finishes binder. Edge color offerings are based on edge style selections.

F Select surface finish.

Refer to color addendum at ki.com or KI Fabrics & Finishes binder.

G Select leg finish.

Refer to color addendum at ki.com or KI Fabrics & Finishes binder.

H Select base.

4EC - 4 casters

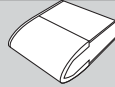
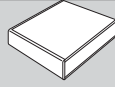
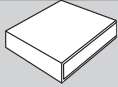
4GB - 4 black glides

* Casters=2 locking/2 non-locking, black wheel, silver hub



Pirouette® Tables

Nesting-Rectangular-29" High (Collaborative)



Approx. Packaged Weight	1-1/4" Self-edge (64E)	74P Edge (74P)	Urethane Edge (ME2)
93.0#	\$ 1039	\$ 1076	\$ 1351
98.0#	1066	1107	1423
106.0#	1092	1143	1445
119.0#	1171	1264	1627
132.0#	1288	1298	1710

105.0#	\$ 1087	\$ 1123	\$ 1403
111.0#	1112	1154	1481
120.0#	1195	1205	1502
136.0#	1238	1337	1695
151.0#	1339	1349	1782

INFORMATION

LEG CLEARANCE

Table Length	From Table Edge	Inside Leg
60"	6.75	42
66"	9.75	42
72"	12.75	42
84"	12.75	54
96"	12.75	66

SPECIAL SERVICES

Special Carton Marking

With specially marked information N/C

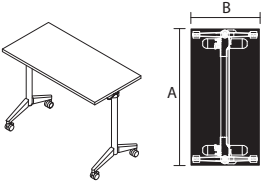
Shipping

Shipped **k.d. freight prepaid f.o.b. Bonduel, Wisconsin 54107** factory. Freight class #125.

Specifications and prices are subject to change without prior notice.

Pirouette® Tables

Nesting-Rectangular-36" High (Counter Height)

		MODEL NUMBER									
Features	A x B	Basic Model	Edge Style	Grommet/Module Type	Modesty Panel	Edge Color	Surface Finish	Leg Finish	Grommet/Module Color	Base	
 <p>PIN3 Rectangular Tables - 24"D</p> <ul style="list-style-type: none"> Nesting base at 36" high Tables are designed for maximum leg spacing for the length of the table Nesting mechanism is standard in Flannel only Chrome bases will have Flannel colored leg caps and vertical wire manager (if power is selected) Gangers ordered separately Recommended chair height for 36"H table is 24" stool 	T Base	24 x 36"	PINR2436H36	<input type="checkbox"/> <input type="checkbox"/> <input type="checkbox"/>	<input type="checkbox"/> <input type="checkbox"/> <input type="checkbox"/>	NMP	<input type="checkbox"/> <input type="checkbox"/> <input type="checkbox"/>	<input type="checkbox"/> <input type="checkbox"/> <input type="checkbox"/>	<input type="checkbox"/> <input type="checkbox"/> <input type="checkbox"/>	<input type="checkbox"/> <input type="checkbox"/> <input type="checkbox"/>	
	T Base	24 x 42"	PINR2442H36	<input type="checkbox"/> <input type="checkbox"/> <input type="checkbox"/>	<input type="checkbox"/> <input type="checkbox"/> <input type="checkbox"/>	NMP	<input type="checkbox"/> <input type="checkbox"/> <input type="checkbox"/>	<input type="checkbox"/> <input type="checkbox"/> <input type="checkbox"/>	<input type="checkbox"/> <input type="checkbox"/> <input type="checkbox"/>	<input type="checkbox"/> <input type="checkbox"/> <input type="checkbox"/>	
	T Base	24 x 48"	PINR2448H36	<input type="checkbox"/> <input type="checkbox"/> <input type="checkbox"/>	<input type="checkbox"/> <input type="checkbox"/> <input type="checkbox"/>	NMP	<input type="checkbox"/> <input type="checkbox"/> <input type="checkbox"/>	<input type="checkbox"/> <input type="checkbox"/> <input type="checkbox"/>	<input type="checkbox"/> <input type="checkbox"/> <input type="checkbox"/>	<input type="checkbox"/> <input type="checkbox"/> <input type="checkbox"/>	
	T Base	24 x 54"	PINR2454H36	<input type="checkbox"/> <input type="checkbox"/> <input type="checkbox"/>	<input type="checkbox"/> <input type="checkbox"/> <input type="checkbox"/>	NMP	<input type="checkbox"/> <input type="checkbox"/> <input type="checkbox"/>	<input type="checkbox"/> <input type="checkbox"/> <input type="checkbox"/>	<input type="checkbox"/> <input type="checkbox"/> <input type="checkbox"/>	<input type="checkbox"/> <input type="checkbox"/> <input type="checkbox"/>	
	T Base	24 x 60"	PINR2460H36	<input type="checkbox"/> <input type="checkbox"/> <input type="checkbox"/>	<input type="checkbox"/> <input type="checkbox"/> <input type="checkbox"/>	NMP	<input type="checkbox"/> <input type="checkbox"/> <input type="checkbox"/>	<input type="checkbox"/> <input type="checkbox"/> <input type="checkbox"/>	<input type="checkbox"/> <input type="checkbox"/> <input type="checkbox"/>	<input type="checkbox"/> <input type="checkbox"/> <input type="checkbox"/>	
	T Base	24 x 66"	PINR2466H36	<input type="checkbox"/> <input type="checkbox"/> <input type="checkbox"/>	<input type="checkbox"/> <input type="checkbox"/> <input type="checkbox"/>	NMP	<input type="checkbox"/> <input type="checkbox"/> <input type="checkbox"/>	<input type="checkbox"/> <input type="checkbox"/> <input type="checkbox"/>	<input type="checkbox"/> <input type="checkbox"/> <input type="checkbox"/>	<input type="checkbox"/> <input type="checkbox"/> <input type="checkbox"/>	
		24 x 72"	PINR2472H36	<input type="checkbox"/> <input type="checkbox"/> <input type="checkbox"/>	<input type="checkbox"/> <input type="checkbox"/> <input type="checkbox"/>	NMP	<input type="checkbox"/> <input type="checkbox"/> <input type="checkbox"/>	<input type="checkbox"/> <input type="checkbox"/> <input type="checkbox"/>	<input type="checkbox"/> <input type="checkbox"/> <input type="checkbox"/>	<input type="checkbox"/> <input type="checkbox"/> <input type="checkbox"/>	
<p>PIN3 Rectangular Tables - 30"D</p> <ul style="list-style-type: none"> Nesting base at 36" high 	T Base	30 x 36"	PINR3036H36	<input type="checkbox"/> <input type="checkbox"/> <input type="checkbox"/>	<input type="checkbox"/> <input type="checkbox"/> <input type="checkbox"/>	NMP	<input type="checkbox"/> <input type="checkbox"/> <input type="checkbox"/>	<input type="checkbox"/> <input type="checkbox"/> <input type="checkbox"/>	<input type="checkbox"/> <input type="checkbox"/> <input type="checkbox"/>	<input type="checkbox"/> <input type="checkbox"/> <input type="checkbox"/>	
	T Base	30 x 42"	PINR3042H36	<input type="checkbox"/> <input type="checkbox"/> <input type="checkbox"/>	<input type="checkbox"/> <input type="checkbox"/> <input type="checkbox"/>	NMP	<input type="checkbox"/> <input type="checkbox"/> <input type="checkbox"/>	<input type="checkbox"/> <input type="checkbox"/> <input type="checkbox"/>	<input type="checkbox"/> <input type="checkbox"/> <input type="checkbox"/>	<input type="checkbox"/> <input type="checkbox"/> <input type="checkbox"/>	
	T Base	30 x 48"	PINR3048H36	<input type="checkbox"/> <input type="checkbox"/> <input type="checkbox"/>	<input type="checkbox"/> <input type="checkbox"/> <input type="checkbox"/>	NMP	<input type="checkbox"/> <input type="checkbox"/> <input type="checkbox"/>	<input type="checkbox"/> <input type="checkbox"/> <input type="checkbox"/>	<input type="checkbox"/> <input type="checkbox"/> <input type="checkbox"/>	<input type="checkbox"/> <input type="checkbox"/> <input type="checkbox"/>	
	T Base	30 x 54"	PINR3054H36	<input type="checkbox"/> <input type="checkbox"/> <input type="checkbox"/>	<input type="checkbox"/> <input type="checkbox"/> <input type="checkbox"/>	NMP	<input type="checkbox"/> <input type="checkbox"/> <input type="checkbox"/>	<input type="checkbox"/> <input type="checkbox"/> <input type="checkbox"/>	<input type="checkbox"/> <input type="checkbox"/> <input type="checkbox"/>	<input type="checkbox"/> <input type="checkbox"/> <input type="checkbox"/>	
	T Base	30 x 60"	PINR3060H36	<input type="checkbox"/> <input type="checkbox"/> <input type="checkbox"/>	<input type="checkbox"/> <input type="checkbox"/> <input type="checkbox"/>	NMP	<input type="checkbox"/> <input type="checkbox"/> <input type="checkbox"/>	<input type="checkbox"/> <input type="checkbox"/> <input type="checkbox"/>	<input type="checkbox"/> <input type="checkbox"/> <input type="checkbox"/>	<input type="checkbox"/> <input type="checkbox"/> <input type="checkbox"/>	
	T Base	30 x 66"	PINR3066H36	<input type="checkbox"/> <input type="checkbox"/> <input type="checkbox"/>	<input type="checkbox"/> <input type="checkbox"/> <input type="checkbox"/>	NMP	<input type="checkbox"/> <input type="checkbox"/> <input type="checkbox"/>	<input type="checkbox"/> <input type="checkbox"/> <input type="checkbox"/>	<input type="checkbox"/> <input type="checkbox"/> <input type="checkbox"/>	<input type="checkbox"/> <input type="checkbox"/> <input type="checkbox"/>	
	T Base	30 x 72"	PINR3072H36	<input type="checkbox"/> <input type="checkbox"/> <input type="checkbox"/>	<input type="checkbox"/> <input type="checkbox"/> <input type="checkbox"/>	NMP	<input type="checkbox"/> <input type="checkbox"/> <input type="checkbox"/>	<input type="checkbox"/> <input type="checkbox"/> <input type="checkbox"/>	<input type="checkbox"/> <input type="checkbox"/> <input type="checkbox"/>	<input type="checkbox"/> <input type="checkbox"/> <input type="checkbox"/>	

A B C D E F G H I

HOW TO ORDER

Indicate the following information on order form:

- Quantity of each item.
- Model number, including options. See "How To Build a Model Number".
- Any special service required.

Note:

- The indicates that a choice is required.
- The absence of the indicates that no choice is required.
- Alpha-numeric characters in place of indicate that no other alternatives are available.

HOW TO BUILD A MODEL NUMBER

- A** Select basic model.
 - 64E** - 1-1/4" Self-edge
 - 74P** - 7/4P edge
- B** Select edge style.
 - NNN** - No Grommets/No PowerUp/No Wire Management
 - WMO** - Wire Management Only-No Cutouts; add \$138
 - 10C** - One Cutout Only w/Wire Management; add \$138
 - 1PG** - One Plastic Grommet w/Wire Management; add \$155
 - 1PU** - One PowerUp w/Wire Management; add \$247
 - 1VG** - One Villa Grommet w/Wire Management; add \$200
 - 1VM** - One Villa Module w/Wire Management; add \$362
- C** Select grommet or module type.
 - 10C** - One Cutout Only w/Wire Management; add \$138
 - 1PG** - One Plastic Grommet w/Wire Management; add \$155
 - 1PU** - One PowerUp w/Wire Management; add \$247
 - 1VG** - One Villa Grommet w/Wire Management; add \$200
 - 1VM** - One Villa Module w/Wire Management; add \$362

*CORD LENGTH of 9' or 15' is option on 1PU and 1VM only.

*Includes vertical and horizontal wire management.

- D** Select modesty panel.
 - NMP** - No fabric modesty panel
- E** Select edge color.
 - Refer to color addendum at ki.com or KI Fabrics & Finishes binder.
 - Edge color offerings are based on edge style selections.
- F** Select surface finish.
 - Refer to color addendum at ki.com or KI Fabrics & Finishes binder.
- G** Select leg finish.
 - Refer to color addendum at ki.com or KI Fabrics & Finishes binder.
- H** Select grommet/module color.
 - Refer to color addendum at ki.com or KI Fabrics & Finishes binder.

I Select base.

4EC - 4 casters

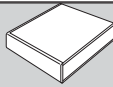
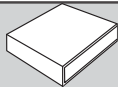
4GB - 4 black glides

* Casters=2 locking/2 non-locking, black wheel, silver hub



Pirouette® Tables

Nesting-Rectangular-36" High (Counter Height)



Approx. Packaged Weight	1-1/4" Self-edge (64E)	74P Edge (74P)
76.0#	\$ 954	\$ 964
81.0#	970	980
89.0#	1009	1019
94.0#	1084	1094
102.0#	1099	1109
107.0#	1184	1194
115.0#	1198	1208

83.0#	\$ 1036	\$ 1046
89.0#	1090	1100
99.0#	1101	1111
105.0#	1198	1208
114.0#	1213	1223
120.0#	1255	1265
129.0#	1285	1295

SPECIAL SERVICES

Special Carton Marking

With specially marked information N/C

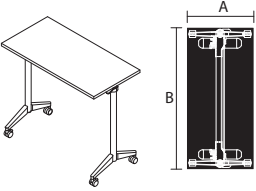
Shipping

Shipped **k.d. freight prepaid f.o.b. Bonduel, Wisconsin 54107** factory. Freight class #125.

Specifications and prices are subject to change without prior notice.

Pirouette® Tables

Nesting-Rectangular-42" High (Cafe Height)

		MODEL NUMBER									
Features	A x B	Basic Model	Edge Style	Grommet/Module Type	Modesty Panel	Edge Color	Surface Finish	Leg Finish	Grommet/Module Color	Base	
 <p>PIN4</p> <p>Rectangular Tables - 24"D</p> <ul style="list-style-type: none"> Nesting base at 42" high Tables are designed for maximum leg spacing for the length of the table Nesting mechanism is standard in Flannel only Chrome bases will have Flannel colored leg caps and vertical wire manager (if power is selected) Gangers ordered separately Recommended chair height for 42"H table is 30" stool 	T Base	24 x 36"	PINR2436H42	□□□	□□□	NMP	□□□	□□□	□□	□□□□	□□□
	T Base	24 x 42"	PINR2442H42	□□□	□□□	NMP	□□□	□□□	□□	□□□□	□□□
	T Base	24 x 48"	PINR2448H42	□□□	□□□	NMP	□□□	□□□	□□	□□□□	□□□
	T Base	24 x 54"	PINR2454H42	□□□	□□□	NMP	□□□	□□□	□□	□□□□	□□□
	T Base	24 x 60"	PINR2460H42	□□□	□□□	NMP	□□□	□□□	□□	□□□□	□□□
	T Base	24 x 66"	PINR2466H42	□□□	□□□	NMP	□□□	□□□	□□	□□□□	□□□
	T Base	24 x 72"	PINR2472H42	□□□	□□□	NMP	□□□	□□□	□□	□□□□	□□□
<p>PIN4</p> <p>Rectangular Tables - 30"D</p> <ul style="list-style-type: none"> Nesting base at 42" high 	T Base	30 x 36"	PINR3036H42	□□□	□□□	NMP	□□□	□□□	□□	□□□□	□□□
	T Base	30 x 42"	PINR3042H42	□□□	□□□	NMP	□□□	□□□	□□	□□□□	□□□
	T Base	30 x 48"	PINR3048H42	□□□	□□□	NMP	□□□	□□□	□□	□□□□	□□□
	T Base	30 x 54"	PINR3054H42	□□□	□□□	NMP	□□□	□□□	□□	□□□□	□□□
	T Base	30 x 60"	PINR3060H42	□□□	□□□	NMP	□□□	□□□	□□	□□□□	□□□
	T Base	30 x 66"	PINR3066H42	□□□	□□□	NMP	□□□	□□□	□□	□□□□	□□□
	T Base	30 x 72"	PINR3072H42	□□□	□□□	NMP	□□□	□□□	□□	□□□□	□□□

A B C D E F G H I

HOW TO ORDER

Indicate the following information on order form:

- Quantity of each item.
- Model number, including options. See "How To Build a Model Number".
- Any special service required.

Note:

- The □ indicates that a choice is required.
- The absence of the □ indicates that no choice is required.
- Alpha-numeric characters in place of □ indicate that no other alternatives are available.

HOW TO BUILD A MODEL NUMBER

- A** Select basic model.
- B** Select edge style.
 - 64E** - 1-1/4" Self-edge
 - 74P** - 74P edge
- C** Select grommet or module type.
 - NNN** - No Grommets/No PowerUp/No Wire Management
 - WMO** - Wire Management Only-No Cutouts; add \$138
 - 10C** - One Cutout Only w/Wire Management; add \$138
 - 1PG** - One Plastic Grommet w/Wire Management; add \$155
 - 1PU** - One PowerUp w/Wire Management; add \$247
 - 1VG** - One Villa Grommet w/Wire Management; add \$200
 - 1VM** - One Villa Module w/Wire Management; add \$362

*CORD LENGTH of 9' or 15' is option on 1PU and 1VM only.

*Includes vertical and horizontal wire management.

- D** Select modesty panel.
 - NMP** - No fabric modesty panel
- E** Select edge color. Refer to color addendum at ki.com or KI Fabrics & Finishes binder. Edge color offerings are based on edge style selections.
- F** Select surface finish. Refer to color addendum at ki.com or KI Fabrics & Finishes binder.
- G** Select leg finish. Refer to color addendum at ki.com or KI Fabrics & Finishes binder.
- H** Select grommet/module color. Refer to color addendum at ki.com or KI Fabrics & Finishes binder.

I Select base.

4EC - 4 casters

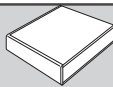
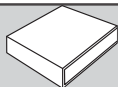
4GB - 4 black glides

*Casters=2 locking/2 non-locking, black wheel, silver hub



Pirouette® Tables

Nesting-Rectangular-42" High (Cafe Height)



Approx. Packaged Weight	1-1/4" Self-edge (64E)	74P Edge (74P)
78.0#	\$ 995	\$ 1005
83.0#	1011	1021
91.0#	1049	1059
96.0#	1124	1134
104.0#	1139	1149
109.0#	1225	1235
117.0#	1238	1248

85.0#	\$ 1077	\$ 1087
91.0#	1130	1140
101.0#	1142	1152
107.0#	1238	1248
116.0#	1253	1263
122.0#	1296	1306
131.0#	1325	1335

SPECIAL SERVICES

Special Carton Marking

With specially marked information N/C

Shipping

Shipped **k.d. freight prepaid f.o.b. Bonduel, Wisconsin 54107** factory. Freight class #125.

Specifications and prices are subject to change without prior notice.

Pirouette® Tables

Nesting-Chevron-29" High (Standard Height)

			MODEL NUMBER									Approx. Packaged Weight
Features	A x B	Basic Model	Edge Style	Grommet/Module Type	Modesty Panel	Edge Color	Surface Finish	Leg Finish	Grommet/Module Color	Base		
	T Base 18 x 60"	PINCV1860	<input type="checkbox"/> <input type="checkbox"/>	<input type="checkbox"/> <input type="checkbox"/>	<input type="checkbox"/> <input type="checkbox"/>	<input type="checkbox"/> <input type="checkbox"/>	<input type="checkbox"/> <input type="checkbox"/>	<input type="checkbox"/> <input type="checkbox"/>	<input type="checkbox"/> <input type="checkbox"/> <input type="checkbox"/> <input type="checkbox"/>	<input type="checkbox"/> <input type="checkbox"/>	89.0#	
	T Base 18 x 72"	PINCV1872	<input type="checkbox"/> <input type="checkbox"/>	<input type="checkbox"/> <input type="checkbox"/>	<input type="checkbox"/> <input type="checkbox"/>	<input type="checkbox"/> <input type="checkbox"/>	<input type="checkbox"/> <input type="checkbox"/>	<input type="checkbox"/> <input type="checkbox"/>	<input type="checkbox"/> <input type="checkbox"/> <input type="checkbox"/> <input type="checkbox"/>	<input type="checkbox"/> <input type="checkbox"/>	100.0#	
<p>PINT</p> <p>Chevron Tables - 18"D</p> <ul style="list-style-type: none"> Nesting base at 29" high Tables are designed for maximum leg spacing for the length of the table Nesting mechanism is standard in Flannel only Chrome bases will have Flannel colored leg caps and vertical wire manager (if power is selected) Gangers ordered separately 												
<p>PINT</p> <p>Chevron Tables - 24"D</p> <ul style="list-style-type: none"> Nesting base at 29" high 												
<p>PINT</p> <p>Chevron Tables - 30"D</p> <ul style="list-style-type: none"> Nesting base at 29" high 												
			A	B	C	D	E	F	G	H	I	

HOW TO ORDER

Indicate the following information on order form:

- Quantity of each item.
- Model number, including options. See "How To Build a Model Number".
- Any special service required.

Note:

- The indicates that a choice is required.
- The absence of the indicates that no choice is required.
- Alpha-numeric characters in place of indicate that no other alternatives are available.

HOW TO BUILD A MODEL NUMBER

- A** Select basic model.
- B** Select edge style.
 - 64E** - 1-1/4" Self-edge
 - 74P** - 74P edge
- C** Select grommet or module type.
 - NNN** - No Grommets/No PowerUp/No Wire Management
 - WMO** - Wire Management Only-No Cutouts; add \$138
 - 10C** - One Cutout Only w/Wire Management; add \$138
 - 1PG** - One Plastic Grommet w/Wire Management; add \$155
 - 1PU** - One PowerUp w/Wire Management; add \$247
 - 1VG** - One Villa Grommet w/Wire Management; add \$200
 - 1VM** - One Villa Module w/Wire Management; add \$362

*CORD LENGTH of 9' or 15' is option on 1PU and 1VM only.

*Includes vertical and horizontal wire management.

- D** Select modesty panel.
 - FMP** - Fabric modesty panel; add \$278
 - NMP** - No fabric modesty panel
- E** Select edge color. Refer to color addendum at ki.com or KI Fabrics & Finishes binder. Edge color offerings are based on edge style selections.
- F** Select surface finish. Refer to color addendum at ki.com or KI Fabrics & Finishes binder.
- G** Select leg finish. Refer to color addendum at ki.com or KI Fabrics & Finishes binder.
- H** Select grommet/module color. Refer to color addendum at ki.com or KI

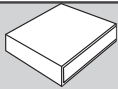
Fabrics & Finishes binder.

- I** Select base.
 - 4EC** - 4 casters
 - 4GB** - 4 black glides
- *Casters=2 locking/2 non-locking, black wheel, silver hub



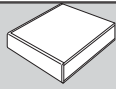
Pirouette® Tables

Nesting-Chevron-29" High (Standard Height)



1-1/4"
Self-edge
(64E)

\$ 991
1079



74P Edge
(74P)

\$ 1001
1089

\$ 1066
1132

\$ 1076
1142

\$ 1183
1281

\$ 1193
1291

SPECIAL SERVICES

Special Carton Marking

With specially marked information N/C

Shipping

Shipped **k.d. freight prepaid f.o.b.**
Bonduel, Wisconsin 54107 factory. Freight
class #125.

Specifications and prices are subject to
change without prior notice.

Pirouette® Tables

Nesting-Chevron-36" High (Counter Height)

		MODEL NUMBER									
Features	A x B	Basic Model	Edge Style	Grommet/Module Type	Modesty Panel	Edge Color	Surface Finish	Leg Finish	Grommet/Module Color	Base	
	T Base 24 x 60"	PINCV2460H36	<input type="checkbox"/> <input type="checkbox"/>	<input type="checkbox"/> <input type="checkbox"/>	NMP	<input type="checkbox"/> <input type="checkbox"/>	<input type="checkbox"/> <input type="checkbox"/>	<input type="checkbox"/>	<input type="checkbox"/> <input type="checkbox"/> <input type="checkbox"/>	<input type="checkbox"/> <input type="checkbox"/>	
	T Base 24 x 72"	PINCV2472H36	<input type="checkbox"/> <input type="checkbox"/>	<input type="checkbox"/> <input type="checkbox"/>	NMP	<input type="checkbox"/> <input type="checkbox"/>	<input type="checkbox"/> <input type="checkbox"/>	<input type="checkbox"/>	<input type="checkbox"/> <input type="checkbox"/> <input type="checkbox"/>	<input type="checkbox"/> <input type="checkbox"/>	
PIN3 Chevron Tables - 24"D <ul style="list-style-type: none"> Nesting base at 36" high Tables are designed for maximum leg spacing for the length of the table Nesting mechanism is standard in Flannel only Chrome bases will have Flannel colored leg caps and vertical wire manager (if power is selected) Gangers ordered separately Recommended chair height for 36"H table is 24" stool 		T Base 30 x 60"	PINCV3060H36	<input type="checkbox"/> <input type="checkbox"/>	<input type="checkbox"/> <input type="checkbox"/>	NMP	<input type="checkbox"/> <input type="checkbox"/>	<input type="checkbox"/>	<input type="checkbox"/> <input type="checkbox"/> <input type="checkbox"/>	<input type="checkbox"/> <input type="checkbox"/>	
PIN3 Chevron Tables - 30"D <ul style="list-style-type: none"> Nesting base at 36" high 		T Base 30 x 72"	PINCV3072H36	<input type="checkbox"/> <input type="checkbox"/>	<input type="checkbox"/> <input type="checkbox"/>	NMP	<input type="checkbox"/> <input type="checkbox"/>	<input type="checkbox"/>	<input type="checkbox"/> <input type="checkbox"/> <input type="checkbox"/>	<input type="checkbox"/> <input type="checkbox"/>	

A **B** **C** **D** **E** **F** **G** **H** **I**

HOW TO ORDER

Indicate the following information on order form:

- Quantity of each item.
- Model number, including options. See "How To Build a Model Number".
- Any special service required.

Note:

- The indicates that a choice is required.
- The absence of the indicates that no choice is required.
- Alpha-numeric characters in place of indicate that no other alternatives are available.

HOW TO BUILD A MODEL NUMBER

- A** Select basic model.
 - 64E** - 1-1/4" Self-edge
 - 74P** - 74P edge
 - C** Select grommet or module type.
 - NNN** - No Grommets/No PowerUp/No Wire Management
 - WMO** - Wire Management Only-No Cutouts; add \$138
 - 10C** - One Cutout Only w/Wire Management; add \$138
 - 1PG** - One Plastic Grommet w/Wire Management; add \$155
 - 1PU** - One PowerUp w/Wire Management; add \$247
 - 1VG** - One Villa Grommet w/Wire Management; add \$200
 - 1VM** - One Villa Module w/Wire Management; add \$362
- *CORD LENGTH of 9' or 15' is option on 1PU and 1VM only.

*Includes vertical and horizontal wire management.

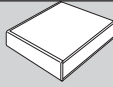
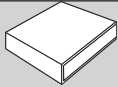
- D** Select modesty panel.
 - NMP** - No fabric modesty panel
- E** Select edge color.
 - Refer to color addendum at ki.com or KI Fabrics & Finishes binder.
 - Edge color offerings are based on edge style selections.
- F** Select surface finish.
 - Refer to color addendum at ki.com or KI Fabrics & Finishes binder.
- G** Select leg finish.
 - Refer to color addendum at ki.com or KI Fabrics & Finishes binder.
- H** Select grommet/module color.
 - Refer to color addendum at ki.com or KI Fabrics & Finishes binder.

- I** Select base.
 - 4EC** - 4 casters
 - 4GB** - 4 black glides
- *Casters=2 locking/2 non-locking, black wheel, silver hub



Pirouette® Tables

Nesting-Chevron-36" High (Counter Height)



Approx.
Packaged
Weight

1-1/4"
Self-edge
(64E)

74P Edge
(74P)

105.0#

\$ 1113

\$ 1123

119.0#

1180

1190

117.0#

\$ 1253

\$ 1263

133.0#

1351

1361

SPECIAL SERVICES

Special Carton Marking

With specially marked information N/C

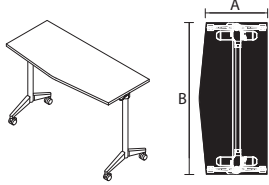
Shipping

Shipped **k.d. freight prepaid f.o.b.**
Bonduel, Wisconsin 54107 factory. Freight
class #125.

Specifications and prices are subject to
change without prior notice.

Pirouette® Tables

Nesting-Chevron-42" High (Cafe Height)

		MODEL NUMBER									
Features	A x B	Basic Model	Edge Style	Grommet/Module Type	Modesty Panel	Edge Color	Surface Finish	Leg Finish	Grommet/Module Color	Base	
 <p>PIN4 Chevron Tables - 24"D</p> <ul style="list-style-type: none"> Nesting base at 42" high Tables are designed for maximum leg spacing for the length of the table Nesting mechanism is standard in Flannel only Chrome bases will have Flannel colored leg caps and vertical wire manager (if power is selected) Gangers ordered separately Recommended chair height for 42"H table is 30" stool 	T Base 24 x 60"	PINCV2460H42	<input type="checkbox"/> <input type="checkbox"/>	<input type="checkbox"/> <input type="checkbox"/>	NMP	<input type="checkbox"/> <input type="checkbox"/>	<input type="checkbox"/> <input type="checkbox"/>	<input type="checkbox"/>	<input type="checkbox"/> <input type="checkbox"/> <input type="checkbox"/> <input type="checkbox"/>	<input type="checkbox"/> <input type="checkbox"/>	
	T Base 24 x 72"	PINCV2472H42	<input type="checkbox"/> <input type="checkbox"/>	<input type="checkbox"/> <input type="checkbox"/>	NMP	<input type="checkbox"/> <input type="checkbox"/>	<input type="checkbox"/> <input type="checkbox"/>	<input type="checkbox"/>	<input type="checkbox"/> <input type="checkbox"/> <input type="checkbox"/> <input type="checkbox"/>	<input type="checkbox"/> <input type="checkbox"/>	
<p>PIN4 Chevron Tables - 30"D</p> <ul style="list-style-type: none"> Nesting base at 42" high 	T Base 30 x 60"	PINCV3060H42	<input type="checkbox"/> <input type="checkbox"/>	<input type="checkbox"/> <input type="checkbox"/>	NMP	<input type="checkbox"/> <input type="checkbox"/>	<input type="checkbox"/> <input type="checkbox"/>	<input type="checkbox"/>	<input type="checkbox"/> <input type="checkbox"/> <input type="checkbox"/> <input type="checkbox"/>	<input type="checkbox"/> <input type="checkbox"/>	
	T Base 30 x 72"	PINCV3072H42	<input type="checkbox"/> <input type="checkbox"/>	<input type="checkbox"/> <input type="checkbox"/>	NMP	<input type="checkbox"/> <input type="checkbox"/>	<input type="checkbox"/> <input type="checkbox"/>	<input type="checkbox"/>	<input type="checkbox"/> <input type="checkbox"/> <input type="checkbox"/> <input type="checkbox"/>	<input type="checkbox"/> <input type="checkbox"/>	

A B C D E F G H I

HOW TO ORDER

Indicate the following information on order form:

- Quantity of each item.
- Model number, including options. See "How To Build a Model Number".
- Any special service required.

Note:

- The indicates that a choice is required.
- The absence of the indicates that no choice is required.
- Alpha-numeric characters in place of indicate that no other alternatives are available.

HOW TO BUILD A MODEL NUMBER

- A** Select basic model.
- B** Select edge style.
64E - 1-1/4" Self-edge
74P - 74P edge
- C** Select grommet or module type.
NNN - No Grommets/No PowerUp/No Wire Management
WMO - Wire Management Only-No Cutouts; add \$138
10C - One Cutout Only w/Wire Management; add \$138
1PG - One Plastic Grommet w/Wire Management; add \$155
1PU - One PowerUp w/Wire Management; add \$247
1VG - One Villa Grommet w/Wire Management; add \$200
1VM - One Villa Module w/Wire Management; add \$362

*CORD LENGTH of 9' or 15' is option on 1PU and 1VM only.

*Includes vertical and horizontal wire management.

- D** Select modesty panel.
NMP - No fabric modesty panel
- E** Select edge color.
Refer to color addendum at ki.com or KI Fabrics & Finishes binder.
Edge color offerings are based on edge style selections.
- F** Select surface finish.
Refer to color addendum at ki.com or KI Fabrics & Finishes binder.
- G** Select leg finish.
Refer to color addendum at ki.com or KI Fabrics & Finishes binder.
- H** Select grommet/module color.
Refer to color addendum at ki.com or KI Fabrics & Finishes binder.

I Select base.

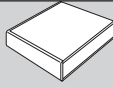
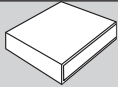
- 4EC** - 4 casters
- 4GB** - 4 black glides

*Casters=2 locking/2 non-locking, black wheel, silver hub



Pirouette® Tables

Nesting-Chevron-42" High (Cafe Height)



Approx.
Packaged
Weight

1-1/4"
Self-edge
(64E)

74P Edge
(74P)

107.0#

\$ 1153

\$ 1163

121.0#

1219

1229

119.0#

\$ 1293

\$ 1303

135.0#

1391

1401

SPECIAL SERVICES

Special Carton Marking

With specially marked information N/C

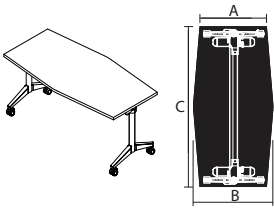
Shipping

Shipped **k.d. freight prepaid f.o.b. Bonduel, Wisconsin 54107** factory. Freight class #125.

Specifications and prices are subject to change without prior notice.

Pirouette® Tables

Nesting-Double Chevron-29" High (Standard Height)

			MODEL NUMBER								Approx. Packaged Weight
Features	A x B x C	Basic Model	Edge Style	Grommet/Module Type	Modesty Panel	Edge Color	Surface Finish	Leg Finish	Base		
	T Base 24 x 30 x 60"	PINDC2460	<input type="checkbox"/> <input type="checkbox"/>	NNN	NMP	<input type="checkbox"/> <input type="checkbox"/>	<input type="checkbox"/> <input type="checkbox"/>	<input type="checkbox"/> <input type="checkbox"/>	<input type="checkbox"/> <input type="checkbox"/>	106.0#	
	T Base 24 x 30 x 72"	PINDC2472	<input type="checkbox"/> <input type="checkbox"/>	NNN	NMP	<input type="checkbox"/> <input type="checkbox"/>	<input type="checkbox"/> <input type="checkbox"/>	<input type="checkbox"/> <input type="checkbox"/>	<input type="checkbox"/> <input type="checkbox"/>	121.0#	
<p>PINT</p> <p>Double Chevron Tables - 24"D</p> <ul style="list-style-type: none"> Nesting base at 29" high Tables are designed for maximum leg spacing for the length of the table Nesting mechanism is standard in Flannel only Chrome bases will have Flannel colored leg caps and vertical wire manager (if power is selected) Gangers ordered separately 											
<p>PINT</p> <p>Double Chevron Tables - 30"D</p> <ul style="list-style-type: none"> Nesting base at 29" high 	T Base 30 x 36 x 60"	PINDC3060	<input type="checkbox"/> <input type="checkbox"/>	NNN	NMP	<input type="checkbox"/> <input type="checkbox"/>	<input type="checkbox"/> <input type="checkbox"/>	<input type="checkbox"/> <input type="checkbox"/>	<input type="checkbox"/> <input type="checkbox"/>	118.0#	
	T Base 30 x 36 x 72"	PINDC3072	<input type="checkbox"/> <input type="checkbox"/>	NNN	NMP	<input type="checkbox"/> <input type="checkbox"/>	<input type="checkbox"/> <input type="checkbox"/>	<input type="checkbox"/> <input type="checkbox"/>	<input type="checkbox"/> <input type="checkbox"/>	135.0#	
<p>PINT</p> <p>Double Chevron Tables - 36"D</p> <ul style="list-style-type: none"> Nesting base at 29" high 	T Base 36 x 42 x 60"	PINDC3660	<input type="checkbox"/> <input type="checkbox"/>	NNN	NMP	<input type="checkbox"/> <input type="checkbox"/>	<input type="checkbox"/> <input type="checkbox"/>	<input type="checkbox"/> <input type="checkbox"/>	<input type="checkbox"/> <input type="checkbox"/>	131.0#	
	T Base 36 x 42 x 72"	PINDC3672	<input type="checkbox"/> <input type="checkbox"/>	NNN	NMP	<input type="checkbox"/> <input type="checkbox"/>	<input type="checkbox"/> <input type="checkbox"/>	<input type="checkbox"/> <input type="checkbox"/>	<input type="checkbox"/> <input type="checkbox"/>	150.0#	
			A	B	C	D	E	F	G	H	

HOW TO ORDER

Indicate the following information on order form:

- Quantity of each item.
- Model number, including options. See "How To Build a Model Number".
- Any special service required.

Note: • The indicates that a choice is required.

- The absence of the indicates that no choice is required.
- Alpha-numeric characters in place of indicate that no other alternatives are available.

HOW TO BUILD A MODEL NUMBER

A Select basic model.

B Select edge style.
64E - 1-1/4" Self-edge
74P - 74P edge

C Select grommet or module type.
NNN - No Grommets/No PowerUp/No Wire Management

D Select modesty panel.
NMP - No fabric modesty panel

E Select edge color.
 Refer to color addendum at ki.com or KI Fabrics & Finishes binder.
 Edge color offerings are based on edge style selections.

F Select surface finish.
 Refer to color addendum at ki.com or KI Fabrics & Finishes binder.

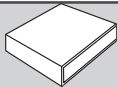
G Select leg finish.
 Refer to color addendum at ki.com or KI Fabrics & Finishes binder.

H Select base.
4EC - 4 casters
4GB - 4 black glides
 *Casters=2 locking/2 non-locking, black wheel, silver hub



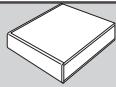
Pirouette® Tables

Nesting-Double Chevron-29" High (Standard Height)



1-1/4"
Self-edge
(64E)

\$ 1198
1296



74P Edge
(74P)

\$ 1208
1306

\$ 1352
1481

\$ 1362
1491

\$ 1416
1514

\$ 1426
1524

SPECIAL SERVICES

Special Carton Marking

With specially marked information N/C

Shipping

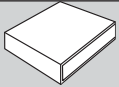
Shipped **k.d. freight prepaid f.o.b.**
Bonduel, Wisconsin 54107 factory. Freight
class #125.

Specifications and prices are subject to
change without prior notice.



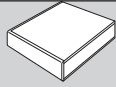
Pirouette® Tables

Nesting-Scale Up-29" High (Standard Height)



1-1/4"
Self-edge
(64E)

\$ 1210



74P Edge
(74P)

\$ 1221

INFORMATION

LEG CLEARANCE

Table Length	From Table Edge Point	Inside Leg
72"	13.125	42

SPECIAL SERVICES

Special Carton Marking

With specially marked information N/C

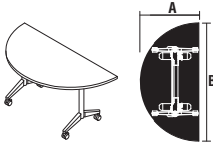
Shipping

Shipped **k.d. freight prepaid f.o.b. Bonduel, Wisconsin 54107** factory. Freight class #125.

Specifications and prices are subject to change without prior notice.

Pirouette® Tables

Nesting-Half Round-29" High (Standard Height)

	MODEL	Features	A x B	MODEL NUMBER							
				Basic Model	Edge Style	Grommet/Module Type	Modesty Panel	Edge Color	Surface Finish	Leg Finish	Base
	Half Round Tables - 24"D	T Base	24 x 48"	PINH48	<input type="checkbox"/> <input type="checkbox"/>	NNN	NMP	<input type="checkbox"/> <input type="checkbox"/>	<input type="checkbox"/> <input type="checkbox"/>	<input type="checkbox"/>	<input type="checkbox"/> <input type="checkbox"/>
	<ul style="list-style-type: none"> Nesting base at 29" high Nesting mechanism is standard in Flannel only Chrome bases will have Flannel colored leg caps Gangers ordered separately 										
PINT	Half Round Tables - 30"D	T Base	30 x 60"	PINH60	<input type="checkbox"/> <input type="checkbox"/>	NNN	NMP	<input type="checkbox"/> <input type="checkbox"/>	<input type="checkbox"/> <input type="checkbox"/>	<input type="checkbox"/>	<input type="checkbox"/> <input type="checkbox"/>
PINT											
	Half Round Tables - 36"D	T Base	36 x 72"	PINH72	<input type="checkbox"/> <input type="checkbox"/>	NNN	NMP	<input type="checkbox"/> <input type="checkbox"/>	<input type="checkbox"/> <input type="checkbox"/>	<input type="checkbox"/>	<input type="checkbox"/> <input type="checkbox"/>
PINT											

A **B** **C** **D** **E** **F** **G** **H**

HOW TO ORDER

Indicate the following information on order form:

- Quantity of each item.
- Model number, including options. See "How To Build a Model Number".
- Any special service required.

Note: • The indicates that a choice is required.

- The absence of the indicates that no choice is required.
- Alpha-numeric characters in place of indicate that no other alternatives are available.

HOW TO BUILD A MODEL NUMBER

A Select basic model.

B Select edge style.
64E - 1-1/4" Self-edge
74P - 74P edge

C Select grommet or module type.
NNN - No Grommets, PowerUp or Wire Management/No Cutouts

D Select modesty panel.
NMP - No fabric modesty panel

E Select edge color.
 Refer to color addendum at ki.com or KI Fabrics & Finishes binder.
 Edge color offerings are based on edge style selections.

F Select surface finish.
 Refer to color addendum at ki.com or KI Fabrics & Finishes binder.

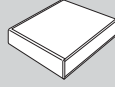
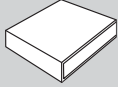
G Select leg finish.
 Refer to color addendum at ki.com or KI Fabrics & Finishes binder.

H Select base.
4EC - 4 casters
4GB - 4 black glides
 *Casters=2 locking/2 non-locking, black wheel, silver hub



Pirouette® Tables

Nesting-Half Round-29" High (Standard Height)



Approx.
Packaged
Weight

1-1/4"
Self-edge
(64E)

74P Edge
(74P)

71.0#

\$ 927

\$ 937

90.0#

\$ 1061

\$ 1071

113.0#

\$ 1138

\$ 1148

INFORMATION

LEG CLEARANCE

Table Length / From Table Edge Point / Inside Leg

48"	6.75	30
60"	12.75	30
72"	12.75	42

SPECIAL SERVICES

Special Carton Marking

With specially marked information N/C

Shipping

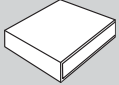
Shipped **k.d. freight prepaid f.o.b.**
Bonduel, Wisconsin 54107 factory. Freight
class #125.

Specifications and prices are subject to
change without prior notice.



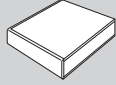
Pirouette® Tables

Nesting-Trapezoid-29" High (Standard Height)



1-1/4"
Self-edge
(64E)

\$ 1016



74P Edge
(74P)

\$ 1026

INFORMATION

LEG CLEARANCE

Table Length	From Table Edge Point	Inside Leg
60"	12.75	30

SPECIAL SERVICES

Special Carton Marking

With specially marked information N/C


Shipping

Shipped **k.d. freight prepaid f.o.b.**
Bonduel, Wisconsin 54107 factory. Freight
class #125.

Specifications and prices are subject to
change without prior notice.

Pirouette® Tables

Accessories

	MODEL	MODEL NUMBER		Approx. Packaged Weight
		Basic Model	Leg Finish	
 HRDPT	Table Ganger (Set of 2 for one table-to-table gang) <ul style="list-style-type: none"> • Available on all table tops • Must be ordered separately • KIT INCLUDES: <ul style="list-style-type: none"> • 2 black nylon ganging hooks • 6 nylon pegs • 6 #14 x 1-1/2" screws 	13.3115		1.0#
HRDPT	ADA Height Kit <ul style="list-style-type: none"> • Achieve a tabletop height of 32" • Leg available in powdercoat or chrome 	PIR.ADA.KIT		2.0#

A

B

HOW TO ORDER

Indicate the following information on order form:

1. Quantity of each item.
2. Model number, including options. See "How To Build a Model Number".
3. Any special service required.

Note: • The indicates that a choice is required.

- The absence of the indicates that no choice is required.
- Alpha-numeric characters in place of indicate that no other alternatives are available.

HOW TO BUILD A MODEL NUMBER

A Select basic model.

B Select leg finish.
Refer to color addendum at ki.com or KI Fabrics & Finishes binder.



Delivered
Pricing
\$ 13

\$ 251

SPECIAL SERVICES

Special Carton Marking

With specially marked information N/C

Shipping

Shipped **k.d. freight prepaid f.o.b. Bonduel, Wisconsin 54107** factory. Freight class #125.

Specifications and prices are subject to change without prior notice.

Index

Model No.	Description	Page	Model No.	Description	Page
13.3115	Accessories: Table Ganger (Set of 2 for one table-to-table gang)	76		lar Tables - 24"D	10
PIFCRD48	Fixed-Round-29" High (Standard Height): Round Tables - Fixed, 29" High	40	PIFR3036H36	Fixed-Rectangular-36" High (Counter Height): Rectangular Tables - 30"D	16
PIFCSQ42	Fixed-Square-29" High (Standard Height): Square Tables - Fixed, 29" High	34	PIFR3036H42	Fixed-Rectangular-42" High (Cafe Height): Rectangular Tables - 30"D	18
PIFCV1860	Fixed-Chevron-29" High (Standard Height): Chevron Tables - 18"D	20	PIFR3036T	Fixed-Rectangular-29" High (Training): Rectangular Tables - 30"D	6
PIFCV1860H36	Fixed-Chevron-36" High (Counter Height): Chevron Tables - 18"D	22	PIFR3060C	Fixed-Rectangular-29" High (Collaborative): Rectangular Tables - 30"D	10
PIFCV1860H42	Fixed-Chevron-42" High (Cafe Height): Chevron Tables - 18"D	24	PIFR3636T	Fixed-Rectangular-29" High (Training): Rectangular Tables - 36"D	8
PIFCV2460	Fixed-Chevron-29" High (Standard Height): Chevron Tables - 24"D	20	PIFR3684T	Fixed-Rectangular-29" High (Training): Rectangular Tables - 36"D	8
PIFCV2460H36	Fixed-Chevron-36" High (Counter Height): Chevron Tables - 24"D	22	PIFR4260	Fixed-Rectangular-29" High (Conference): Rectangular Conference Tables - 42"D	12
PIFCV2460H42	Fixed-Chevron-42" High (Cafe Height): Chevron Tables - 24"D	24	PIFR4296	Fixed-Rectangular-29" High (Conference): Rectangular Conference Tables - 42"D	12
PIFCV3060	Fixed-Chevron-29" High (Standard Height): Chevron Tables - 30"D	20	PIFR4860	Fixed-Rectangular-29" High (Conference): Rectangular Conference Tables - 48"D	14
PIFCV3060H36	Fixed-Chevron-36" High (Counter Height): Chevron Tables - 30"D	22	PIFR4896	Fixed-Rectangular-29" High (Conference): Rectangular Conference Tables - 48"D	14
PIFCV3060H42	Fixed-Chevron-42" High (Cafe Height): Chevron Tables - 30"D	24	PIFS3072	Fixed-Scale Up-29" High (Standard Height): Scale Up Tables - 30"D	46
PIFDC3060T	Fixed-Double Chevron-29" High (Standard Height): Double Chevron Tables - 30"D	26	PIFT3060	Fixed-Trapezoid-29" High (Standard Height): Trapezoid Tables - 30"D	50
PIFDC3660T	Fixed-Double Chevron-29" High (Standard Height): Double Chevron Tables - 36"D	26	PIFXRD30	Fixed-Round-29" High (Standard Height): Round Tables - Fixed, 29" High	40
PIFDC3684T	Fixed-Double Chevron-29" High (Standard Height): Double Chevron Tables - 36"D	26	PIFXRD30H36	Fixed-Round-36" High (Counter Height): Round Tables - Fixed, 36" High	42
PIFDC4260	Fixed-Double Chevron-29" High (Conference): Double Chevron Conference Tables - 42"D	28	PIFXRD30H42	Fixed-Round-42" High (Cafe Height): Round Tables - Fixed, 42" High	44
PIFDC4296	Fixed-Double Chevron-29" High (Conference): Double Chevron Conference Tables - 42"D	28	PIFXSQ30	Fixed-Square-29" High (Standard Height): Square Tables - Fixed, 29" High	34
PIFDC4860	Fixed-Double Chevron-29" High (Conference): Double Chevron Conference Tables - 48"D	30	PIFXSQ30H36	Fixed-Square-36" High (Counter Height): Square Tables - Fixed, 36" High	36
PIFDC4896	Fixed-Double Chevron-29" High (Conference): Double Chevron Conference Tables - 48"D	30	PIFXSQ30H42	Fixed-Square-42" High (Cafe Height): Square Tables - Fixed, 42" High	38
PIFG48	Fixed-Guitar Pick-29" High (Standard Height): Guitar Pick Tables - 48"	32	PINCV1860	Nesting-Chevron-29" High (Standard Height): Chevron Tables - 18"D	62
PIFG54	Fixed-Guitar Pick-29" High (Standard Height): Guitar Pick Tables - 54"	32	PINCV2460	Nesting-Chevron-29" High (Standard Height): Chevron Tables - 24"D	62
PIFG60	Fixed-Guitar Pick-29" High (Standard Height): Guitar Pick Tables - 60"	32	PINCV2460H36	Nesting-Chevron-36" High (Counter Height): Chevron Tables - 24"D	64
PIFH48	Fixed-Half Round-29" High (Standard Height): Half Round Tables - 24"D	48	PINCV2460H42	Nesting-Chevron-42" High (Cafe Height): Chevron Tables - 24"D	66
PIFH60	Fixed-Half Round-29" High (Standard Height): Half Round Tables - 30"D	48	PINCV3060	Nesting-Chevron-29" High (Standard Height): Chevron Tables - 30"D	62
PIFH72	Fixed-Half Round-29" High (Standard Height): Half Round Tables - 36"D	48	PINCV3060H36	Nesting-Chevron-36" High (Counter Height): Chevron Tables - 30"D	64
PIFR1830T	Fixed-Rectangular-29" High (Training): Rectangular Tables - 18"D	6	PINCV3060H42	Nesting-Chevron-42" High (Cafe Height): Chevron Tables - 30"D	66
PIFR1836H36	Fixed-Rectangular-36" High (Counter Height): Rectangular Tables - 18"D	16	PINDC2460	Nesting-Double Chevron-29" High (Standard Height): Double Chevron Tables - 24"D	68
PIFR1836H42	Fixed-Rectangular-42" High (Cafe Height): Rectangular Tables - 18"D	18	PINDC3060	Nesting-Double Chevron-29" High (Standard Height): Double Chevron Tables - 30"D	68
PIFR2430T	Fixed-Rectangular-29" High (Training): Rectangular Tables - 24"D	6	PINDC3660	Nesting-Double Chevron-29" High (Standard Height): Double Chevron Tables - 36"D	68
PIFR2436H36	Fixed-Rectangular-36" High (Counter Height): Rectangular Tables - 24"D	16	PINH48	Nesting-Half Round-29" High (Standard Height): Half Round Tables - 24"D	72
PIFR2436H42	Fixed-Rectangular-42" High (Cafe Height): Rectangular Tables - 24"D	18	PINH60	Nesting-Half Round-29" High (Standard Height): Half Round Tables - 30"D	72
PIFR2460C	Fixed-Rectangular-29" High (Collaborative): Rectangu-				



Model No.	Description	Page
PINH72	Nesting-Half Round-29" High (Standard Height): Half Round Tables - 36"D	72
PINR1830T	Nesting-Rectangular-29" High (Training): Rectangular Tables - 18"D	52
PINR2430T	Nesting-Rectangular-29" High (Training): Rectangular Tables - 24"D	52
PINR2436H36	Nesting-Rectangular-36" High (Counter Height): Rectangular Tables - 24"D	58
PINR2436H42	Nesting-Rectangular-42" High (Cafe Height): Rectangular Tables - 24"D	60
PINR2460C	Nesting-Rectangular-29" High (Collaborative): Rectangular Tables - 24"D	56
PINR3036H36	Nesting-Rectangular-36" High (Counter Height): Rectangular Tables - 30"D	58
PINR3036H42	Nesting-Rectangular-42" High (Cafe Height): Rectangular Tables - 30"D	60
PINR3036T	Nesting-Rectangular-29" High (Training): Rectangular Tables - 30"D	52
PINR3060C	Nesting-Rectangular-29" High (Collaborative): Rectangular Tables - 30"D	56
PINR3636T	Nesting-Rectangular-29" High (Training): Rectangular Tables - 36"D	54
PINS3072	Nesting-Scale Up-29" High (Standard Height): Scale Up Tables - 30"D	70
PINT3060	Nesting-Trapezoid-29" High (Standard Height): Trapezoid Tables - 30"D	74
PIR.ADA.KIT	Accessories: ADA Height Kit	76



KI
1330 Bellevue Street
P.O. Box 8100
Green Bay, Wisconsin 54308-8100
1-800-424-2432
www.ki.com

KI and Furnishing Knowledge
are registered trademarks
of Krueger International, Inc.

© 2014 Krueger International, Inc.
All Rights Reserved.
Code KI-11606/KI/PDF/0414