



FurnitureLab™

2016 Price List

Check for updates: FurnitureLab.com/Pricelist

Commercial Dining

Tables • Seating • Booths

Effective June 1, 2016

FurnitureLab™ Introduction

Pricing

The prices shown are list prices, please call to confirm your discount. Shipping is not included in our product price. We will provide a freight quote for you upon request based on the specifics of your order.

Due to fluctuating costs of raw materials, prices are subject to change. Please contact our Customer Service Department to confirm your pricing.

Payment & Terms

Pre-Payment is standard for all customers. For customers who purchase on a regular basis, we may be able to extend terms subject to credit approval. Please ask for details.

Lead Time

All of our products are made to order, please call for accurate lead times.

Cancellations / Changes / Returns

Any cancellation or change is subject to approval, and may result in charges to the customer. No merchandise may be returned for credit without our previous written agreement. A restocking fee may apply for items accepted for return.

Assembly

Table Bases require assembly, and also need to be attached to the table tops. Instructions and hardware are provided.

Product and Color Accuracy

Colors shown in our catalog may not accurately represent the actual colors. If needed, we can provide color samples for sign-off when your order is placed.

Note: Manufacturing processes may change over time. As a result, purchased product may look different than what is shown in the catalog or on the Web site.

Color Matching

Custom colors are available for most products. Please provide us with a physical sample or color standard (preferred standards are: Pantone® color, Wilsonart® laminate chips, Sherwin Williams® colors) to match, and we will create a sample for strike-off.

Re-Orders

Colors may vary on re-orders. Please let us know if you are expecting a new order to match a previous order. We will do our best to match colors from previous orders, though colors naturally vary from batch to batch.

Warranty

FurnitureLab™ warrants its products against manufacturing defects for 10 years (unless otherwise stated). Warranty does not apply to any product that has been altered or subjected to misuse, negligence, accident, or wear and tear. Fabrics and upholstery materials are not covered by this warranty.

FurnitureLab's™ obligation under this warranty is limited to the original purchaser for repair or replacement of the defective item. This warranty applies only to products sold within the United States.

Care & Maintenance:

Wood Tops

Wood Tops can be cleaned with any non-abrasive cleaner such as Windex® or Formula 409®. As with any wood surface, water spills should be wiped off immediately. Do not use bleach or a bleach-water solution to clean the table top as this will damage the finish. Wood surfaces should not be subjected to extreme temperatures or moisture.

Laminate Tops

Laminate Tops and EnduraCore™ Tops can be cleaned with any non-abrasive cleaner such as Windex® or Formula 409®. Remove stubborn stains with a damp paste of baking soda. Leave on for a minute, then blot away (do not scrub).

EverCore™ Solid Surface Tops

To clean solid surface, use soap and water, apply with sponge and towel dry to eliminate water spots. For stubborn stains – use a bleaching nonabrasive cleaner, like Soft Scrub™, and a white Scotch-Brite™ pad. To remove cuts and scratches, sand with a block using 150 then 280 grit sandpaper until cuts are gone, blend the sanding so the repair cannot be seen, restore finish with a nonabrasive cleaner and a white Scotch-Brite™ pad.

Chairs

We recommend that chairs and stools be inspected on a regular basis for wear and tear.

Wood Chairs can be cleaned with a liquid cleaner-wax polish combination. We recommend Old English® Dark Oil on dark woods and Lemon Oil® on all woods with a light finish. Water spills on the surface should be wiped off immediately. Do not use abrasive household solvents. To repair scratches, use a wax repair stick. Wood products should not be subjected to extreme temperatures or moisture.

Metal Finishes

Clean wrinkled powdercoat surfaces by wiping with a damp cloth. Brush the surface with a soft bristled dry brush to remove dirt. For smooth powdercoats, wipe with a damp cloth. Use soap and water for stubborn stains.

Clean chrome with an automotive chrome cleaner to maintain a bright finish. Use a rust-inhibiting chrome spray paint to touch up any area of finish which has been damaged. Clean aluminum using a soft cloth with water or mild soap.

Vinyl Upholstery

Clean with a mild soap and water solution or a good grade automotive vinyl cleaner. Quickly remove any spills, as some stains may become permanent if allowed to set.

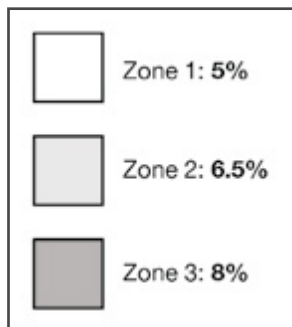
Fabric Upholstery

Gently clean with a mild soap and water solution.

Copyright

All products, patterns and designs are Copyright 2016 Rapp Productions, Inc DBA FurnitureLab™. They may not be copied without our written permission.

FurnitureLab™ Freight Program



To calculate freight, multiply the Total List price for the order by the zone percentage shown to the left.

- If Total List amount is less than \$3,000, add \$150 to the calculated freight.
- If Total List amount is greater than \$20,000, contact customer service for a quote.

Example:

A quote with a Total List price of \$2500 that is shipping to Zone 2 would be calculated as follows: $\$2500 \times 6.5\% = \$162.50 + \$150 = \312.50

Shipping

Shipping is not included in our product price. We will provide a freight quote for you upon request based on the specifics of your order. Table tops, bases and chairs ship from different locations and may arrive at different times.

FurnitureLab™ ships orders within standard shipping times and is not responsible for delays in transit. Special requests to expedite or hold shipments will be honored if possible. Additional charges will be paid by the customer.

If we are not made aware of installation delays prior to shipping, it will be the customer's responsibility to accept and store the items. The customer is responsible for unloading the shipment and needs to be prepared. Lift-gate or inside delivery may be available. Please call for details and additional cost.

Freight Damage/Claims

For freight carriers chosen by FurnitureLab™: It is the consignee's responsibility to inspect each delivery for possible freight damage upon delivery. If an item is found damaged, contact FurnitureLab™ immediately. Once we are notified, specific instructions and guidelines will be given to the consignee. If these instructions and guidelines are met, we will do everything we can to handle the claim for you.

FurnitureLab™ is not responsible for installation charges.

For freight carriers chosen by the customer: FurnitureLab™ is not responsible for damages in transit. Claims should be filed with the carrier immediately upon discovery of such damage.

Wood & Solid Surface Table Top Worksheet

Use this worksheet to specify FurnitureLab™ products or request a quote.
Download & print more at FurnitureLab.com/Worksheets

Our customer service team is available to assist you Mon.– Fri. 9 – 5 E.S.T. at 800-449-8677.

Project Name: _____ Est. Install Date: _____ Ship To Zip: _____

Table Tops

Qty.	Size	Description	Height
			<input type="checkbox"/> Table: 30" <input type="checkbox"/> Bar: 42"
			<input type="checkbox"/> Table: 30" <input type="checkbox"/> Bar: 42"
			<input type="checkbox"/> Table: 30" <input type="checkbox"/> Bar: 42"
			<input type="checkbox"/> Table: 30" <input type="checkbox"/> Bar: 42"
			<input type="checkbox"/> Table: 30" <input type="checkbox"/> Bar: 42"
			<input type="checkbox"/> Table: 30" <input type="checkbox"/> Bar: 42"
			<input type="checkbox"/> Table: 30" <input type="checkbox"/> Bar: 42"

Table Top Type catalog p.68-79

<input type="checkbox"/> FiberCore™ Tops
<input type="checkbox"/> MapleView™ Maple Veneer Tops
<input type="checkbox"/> EverCore™ Solid Surface Tops

<input type="checkbox"/> TrueBlock™ Butcher Block Tops
<input type="checkbox"/> TimberLine™ Veneer Tops
Edge Profile:

Wood Surface

Stain (if known):

Solid Surface

Color (if known):

Request a Quote

<p>After you have completed a worksheet for each product you would like quoted, include your contact info to the right and fax all completed worksheets to FurnitureLab™ at (919) 913-0271. Our customer service team will work from your specifications to create a quote for your project.</p>	Name:
	Company:
	Address:
	City/State/Zip:
	Phone: _____ Fax: _____
	Email:
Notes:	

Please fax completed worksheet to (919) 913-0271 or email to sales@furniturelab.com

Laminate Table Top Worksheet

Use this worksheet to specify FurnitureLab™ products or request a quote.
Download & print more at FurnitureLab.com/Worksheets

Our customer service team is available to assist you Mon.– Fri. 9 – 5 E.S.T. at 800-449-8677.

Project Name: _____ Est. Install Date: _____ Ship To Zip: _____

Laminate Tops

Qty.	Size	Description	Height
			<input type="checkbox"/> Table: 30" <input type="checkbox"/> Bar: 42"
			<input type="checkbox"/> Table: 30" <input type="checkbox"/> Bar: 42"
			<input type="checkbox"/> Table: 30" <input type="checkbox"/> Bar: 42"
			<input type="checkbox"/> Table: 30" <input type="checkbox"/> Bar: 42"
			<input type="checkbox"/> Table: 30" <input type="checkbox"/> Bar: 42"
			<input type="checkbox"/> Table: 30" <input type="checkbox"/> Bar: 42"
			<input type="checkbox"/> Table: 30" <input type="checkbox"/> Bar: 42"

Table Top Type catalog p.68-79

<input type="checkbox"/> RightEdge™ PVC Edge	<input type="checkbox"/> TeelLine™ T-mold Edge	<input type="checkbox"/> StreamLine™ Metal Edge
<input type="checkbox"/> NeoCast™ Urethane Edge Edge Profile:	<input type="checkbox"/> MultiPly™ Plywood Edge Edge Profile:	<input type="checkbox"/> ArborEdge™ Wood Edge Edge Profile:
<input type="checkbox"/> EnduraCore™ Solid Phenolic		

Surface

<input type="checkbox"/> Standard Laminate (if known): <small>catalog p.134-139</small>	<input type="checkbox"/> OpenStudio™ Laminate (if known): <small>catalog p.86-103</small>	<input type="checkbox"/> Graphic Laminate (if known): <small>catalog p.104-117</small>
--	--	---

Request a Quote

<p>After you have completed a worksheet for each product you would like quoted, include your contact info to the right and fax all completed worksheets to FurnitureLab™ at (919) 913-0271. Our customer service team will work from your specifications to create a quote for your project.</p>	Name:	
	Company:	
	Address:	
	City/State/Zip:	
	Phone:	Fax:
	Email:	
Notes:		

Please fax completed worksheet to (919) 913-0271 or email to sales@furniturelab.com

Table Bases Worksheet

Use this worksheet to specify FurnitureLab™ products or request a quote.
Download & print more at FurnitureLab.com/Worksheets

Our customer service team is available to assist you Mon.– Fri. 9 – 5 E.S.T. at 800-449-8677.

Project Name: _____ Est. Install Date: _____ Ship To Zip: _____

Base Model catalog p.119-127

<input type="checkbox"/> Cantilever	<input type="checkbox"/> Century	<input type="checkbox"/> Classic	<input type="checkbox"/> Concentric
<input type="checkbox"/> Frontier	<input type="checkbox"/> Galaxy	<input type="checkbox"/> Horizon™	<input type="checkbox"/> Metro-Bowed
<input type="checkbox"/> Metro-Round	<input type="checkbox"/> Metro-Square	<input type="checkbox"/> Millennium™	<input type="checkbox"/> MillenniumSquare™
<input type="checkbox"/> Modern	<input type="checkbox"/> Trident	<input type="checkbox"/> Parisian	<input type="checkbox"/> Permanent Mount

Base Finish:

Please fill out table top information below if you are only specifying table bases or have not filled out a table top worksheet

Table Tops

Qty.	Size	Description	Height
			<input type="checkbox"/> Table: 30" <input type="checkbox"/> Bar: 42"
			<input type="checkbox"/> Table: 30" <input type="checkbox"/> Bar: 42"
			<input type="checkbox"/> Table: 30" <input type="checkbox"/> Bar: 42"
			<input type="checkbox"/> Table: 30" <input type="checkbox"/> Bar: 42"
			<input type="checkbox"/> Table: 30" <input type="checkbox"/> Bar: 42"
			<input type="checkbox"/> Table: 30" <input type="checkbox"/> Bar: 42"
			<input type="checkbox"/> Table: 30" <input type="checkbox"/> Bar: 42"

Request a Quote

<p>After you have completed a worksheet for each product you would like quoted, include your contact info to the right and fax all completed worksheets to FurnitureLab™ at (919) 913-0271. Our customer service team will work from your specifications to create a quote for your project.</p>	Name:	
	Company:	
	Address:	
	City/State/Zip:	
	Phone:	Fax:
	Email:	
<p>Notes:</p>		

Please fax completed worksheet to (919) 913-0271 or email to sales@furniturelab.com

Booths Worksheet

Use this worksheet to specify FurnitureLab™ products or request a quote.
Download & print more at FurnitureLab.com/Worksheets

Our customer service team is available to assist you Mon.– Fri. 9 – 5 E.S.T. at 800-449-8677.

Project Name: _____ Est. Install Date: _____ Ship To Zip: _____

Booth Style catalog p.62-67

<input type="checkbox"/> Mercury <input type="checkbox"/> Venus <input type="checkbox"/> Booth <input type="checkbox"/> Bench <input type="checkbox"/> Pod <input type="checkbox"/> PodCast <input type="checkbox"/> Constellation <input type="checkbox"/> Square/Rectangle Shape: <input type="checkbox"/> Trapezoid Shape:	<input type="checkbox"/> Jupiter Laminate (if known): <table border="1" style="width:100%; border-collapse: collapse;"> <tr> <td style="width:15%; text-align: center;">Qty</td> <td style="width:15%; text-align: center;">Ht.</td> <td colspan="2" style="text-align: center;">Shape & Length <small>catalog p.60</small></td> </tr> <tr> <td rowspan="3"></td> <td><input type="checkbox"/> 36"</td> <td><input type="checkbox"/> single <input type="checkbox"/> double</td> <td style="text-align: right;">Length: <input type="checkbox"/> 30" <input type="checkbox"/> 48" <input type="checkbox"/> 60" <input type="checkbox"/> 72"</td> </tr> <tr> <td><input type="checkbox"/> 42"</td> <td><input type="checkbox"/> wall bench</td> <td style="text-align: right;">Linear Feet:</td> </tr> <tr> <td><input type="checkbox"/> —</td> <td><input type="checkbox"/> 3/4 circle <input type="checkbox"/> 1/2 circle</td> <td></td> </tr> <tr> <td rowspan="3"></td> <td><input type="checkbox"/> 36"</td> <td><input type="checkbox"/> single <input type="checkbox"/> double</td> <td style="text-align: right;">Length: <input type="checkbox"/> 30" <input type="checkbox"/> 48" <input type="checkbox"/> 60" <input type="checkbox"/> 72"</td> </tr> <tr> <td><input type="checkbox"/> 42"</td> <td><input type="checkbox"/> wall bench</td> <td style="text-align: right;">Linear Feet:</td> </tr> <tr> <td><input type="checkbox"/> —</td> <td><input type="checkbox"/> 3/4 circle <input type="checkbox"/> 1/2 circle</td> <td></td> </tr> <tr> <td rowspan="3"></td> <td><input type="checkbox"/> 36"</td> <td><input type="checkbox"/> single <input type="checkbox"/> double</td> <td style="text-align: right;">Length: <input type="checkbox"/> 30" <input type="checkbox"/> 48" <input type="checkbox"/> 60" <input type="checkbox"/> 72"</td> </tr> <tr> <td><input type="checkbox"/> 42"</td> <td><input type="checkbox"/> wall bench</td> <td style="text-align: right;">Linear Feet:</td> </tr> <tr> <td><input type="checkbox"/> —</td> <td><input type="checkbox"/> 3/4 circle <input type="checkbox"/> 1/2 circle</td> <td></td> </tr> <tr> <td rowspan="3"></td> <td><input type="checkbox"/> 36"</td> <td><input type="checkbox"/> single <input type="checkbox"/> double</td> <td style="text-align: right;">Length: <input type="checkbox"/> 30" <input type="checkbox"/> 48" <input type="checkbox"/> 60" <input type="checkbox"/> 72"</td> </tr> <tr> <td><input type="checkbox"/> 42"</td> <td><input type="checkbox"/> wall bench</td> <td style="text-align: right;">Linear Feet:</td> </tr> <tr> <td><input type="checkbox"/> —</td> <td><input type="checkbox"/> 3/4 circle <input type="checkbox"/> 1/2 circle</td> <td></td> </tr> </table>	Qty	Ht.	Shape & Length <small>catalog p.60</small>			<input type="checkbox"/> 36"	<input type="checkbox"/> single <input type="checkbox"/> double	Length: <input type="checkbox"/> 30" <input type="checkbox"/> 48" <input type="checkbox"/> 60" <input type="checkbox"/> 72"	<input type="checkbox"/> 42"	<input type="checkbox"/> wall bench	Linear Feet:	<input type="checkbox"/> —	<input type="checkbox"/> 3/4 circle <input type="checkbox"/> 1/2 circle			<input type="checkbox"/> 36"	<input type="checkbox"/> single <input type="checkbox"/> double	Length: <input type="checkbox"/> 30" <input type="checkbox"/> 48" <input type="checkbox"/> 60" <input type="checkbox"/> 72"	<input type="checkbox"/> 42"	<input type="checkbox"/> wall bench	Linear Feet:	<input type="checkbox"/> —	<input type="checkbox"/> 3/4 circle <input type="checkbox"/> 1/2 circle			<input type="checkbox"/> 36"	<input type="checkbox"/> single <input type="checkbox"/> double	Length: <input type="checkbox"/> 30" <input type="checkbox"/> 48" <input type="checkbox"/> 60" <input type="checkbox"/> 72"	<input type="checkbox"/> 42"	<input type="checkbox"/> wall bench	Linear Feet:	<input type="checkbox"/> —	<input type="checkbox"/> 3/4 circle <input type="checkbox"/> 1/2 circle			<input type="checkbox"/> 36"	<input type="checkbox"/> single <input type="checkbox"/> double	Length: <input type="checkbox"/> 30" <input type="checkbox"/> 48" <input type="checkbox"/> 60" <input type="checkbox"/> 72"	<input type="checkbox"/> 42"	<input type="checkbox"/> wall bench	Linear Feet:	<input type="checkbox"/> —	<input type="checkbox"/> 3/4 circle <input type="checkbox"/> 1/2 circle		<input type="checkbox"/> Titan <table border="1" style="width:100%; border-collapse: collapse;"> <tr> <td><input type="checkbox"/> Wood Back, Wood Seat</td> <td><input type="checkbox"/> Uphol. Back, Uphol. Seat</td> </tr> <tr> <td><input type="checkbox"/> Wood Back, Uphol. Seat</td> <td><input type="checkbox"/> Uphol. Back, Wood Seat</td> </tr> <tr> <td colspan="2" style="text-align: center;">Wood Stain (if known):</td> </tr> </table>	<input type="checkbox"/> Wood Back, Wood Seat	<input type="checkbox"/> Uphol. Back, Uphol. Seat	<input type="checkbox"/> Wood Back, Uphol. Seat	<input type="checkbox"/> Uphol. Back, Wood Seat	Wood Stain (if known):	
Qty	Ht.	Shape & Length <small>catalog p.60</small>																																																		
	<input type="checkbox"/> 36"	<input type="checkbox"/> single <input type="checkbox"/> double	Length: <input type="checkbox"/> 30" <input type="checkbox"/> 48" <input type="checkbox"/> 60" <input type="checkbox"/> 72"																																																	
	<input type="checkbox"/> 42"	<input type="checkbox"/> wall bench	Linear Feet:																																																	
	<input type="checkbox"/> —	<input type="checkbox"/> 3/4 circle <input type="checkbox"/> 1/2 circle																																																		
	<input type="checkbox"/> 36"	<input type="checkbox"/> single <input type="checkbox"/> double	Length: <input type="checkbox"/> 30" <input type="checkbox"/> 48" <input type="checkbox"/> 60" <input type="checkbox"/> 72"																																																	
	<input type="checkbox"/> 42"	<input type="checkbox"/> wall bench	Linear Feet:																																																	
	<input type="checkbox"/> —	<input type="checkbox"/> 3/4 circle <input type="checkbox"/> 1/2 circle																																																		
	<input type="checkbox"/> 36"	<input type="checkbox"/> single <input type="checkbox"/> double	Length: <input type="checkbox"/> 30" <input type="checkbox"/> 48" <input type="checkbox"/> 60" <input type="checkbox"/> 72"																																																	
	<input type="checkbox"/> 42"	<input type="checkbox"/> wall bench	Linear Feet:																																																	
	<input type="checkbox"/> —	<input type="checkbox"/> 3/4 circle <input type="checkbox"/> 1/2 circle																																																		
	<input type="checkbox"/> 36"	<input type="checkbox"/> single <input type="checkbox"/> double	Length: <input type="checkbox"/> 30" <input type="checkbox"/> 48" <input type="checkbox"/> 60" <input type="checkbox"/> 72"																																																	
	<input type="checkbox"/> 42"	<input type="checkbox"/> wall bench	Linear Feet:																																																	
	<input type="checkbox"/> —	<input type="checkbox"/> 3/4 circle <input type="checkbox"/> 1/2 circle																																																		
<input type="checkbox"/> Wood Back, Wood Seat	<input type="checkbox"/> Uphol. Back, Uphol. Seat																																																			
<input type="checkbox"/> Wood Back, Uphol. Seat	<input type="checkbox"/> Uphol. Back, Wood Seat																																																			
Wood Stain (if known):																																																				

Tufting Style catalog p.61

<input type="checkbox"/> Plain	<input type="checkbox"/> Vertical Channels	<input type="checkbox"/> Horizontal Channels	<input type="checkbox"/> V-Shaped 2-Tone	<input type="checkbox"/> Biscuit Tufted	<input type="checkbox"/> Diamond Tufted
<input type="checkbox"/> Square Button		<input type="checkbox"/> Other:			

Back Material catalog p.140-144

<input type="checkbox"/> COM (if known):	<input type="checkbox"/> Vinyl (if known):	<input type="checkbox"/> Upholstery Grade (if known):
--	--	---

Seat Material catalog p.140-144

<input type="checkbox"/> COM (if known):	<input type="checkbox"/> Vinyl (if known):
--	--

Base Style

<input type="checkbox"/> Black Base	<input type="checkbox"/> Metal Leg:	<input type="checkbox"/> Wood Leg:
-------------------------------------	-------------------------------------	------------------------------------

Request a Quote

After you have completed a worksheet for each product you would like quoted, include your contact info to the right and fax all completed worksheets to FurnitureLab™ at (919) 913-0271. Our customer service team will work from your specifications to create a quote for your project.	Name:
	Company:
	Address:
	City/State/Zip:
	Phone: Fax:
Email:	
Notes:	

Please fax completed worksheet to (919) 913-0271 or email to sales@furniturelab.com

Seating Worksheet

Use this worksheet to specify FurnitureLab™ products or request a quote.
Download & print more at FurnitureLab.com/Worksheets

Our customer service team is available to assist you Mon.– Fri. 9 – 5 E.S.T. at 800-449-8677.

Project Name: _____ Est. Install Date: _____ Ship To Zip: _____

Chair/Stool Model: _____

catalog p. 9-57

Chair Qty: _____ Arm Chair Qty: _____ Stool Qty: _____

Seat Options

check your selected chair/stool style for available seat options

Wood Seat
Stain (if known): _____

Aluminum Seat
(Deco only)

Upholstered Seat vinyls and fabrics catalog p. 140-144

Upholstery Grade (if known): _____
 Vinyl (if known): _____ **COM** (if known): _____

Back Options

check your selected chair/stool style for available back options catalog

Upholstered Back vinyls and fabrics catalog p.140-144

COM (if known): _____ **Vinyl** (if known): _____ **Upholstery Grade** (if known): _____

Laser Cut Graphic (if known): _____ **Laser Etched Graphic** (if known): _____

Casters

only available on certain models

2 legs 4 legs

Request a Quote

<p>After you have completed a worksheet for each product you would like quoted, include your contact info to the right and fax all completed worksheets to FurnitureLab™ at (919) 913-0271. Our customer service team will work from your specifications to create a quote for your project.</p>	Name:
	Company:
	Address:
	City/State/Zip:
	Phone: _____ Fax: _____
Email: _____	

Notes:

Please fax completed worksheet to (919) 913-0271 or email to sales@furniturelab.com

20-20 Search Criteria

20-20 Catalog

FurnitureLab™ has a comprehensive catalog for 20-20 CAP, Giza and Worksheet. At the beginning of each section, this symbol will indicate the best way to search for our products in the 20-20 catalog. Learn more at FurnitureLab.com/2020



Seating

Search by the model name in the Part Description, for example "Anaheim". All variations of that model will appear; chair, stool, upholstered seat and back combinations, etc.

Booths

Search by the model name in the Part Description, for example "Mercury". All variations of that model will appear, based on shape and height.

Table Tops

Tables are organized by base model names and top types (wood or laminate). So if you want a Laminate Top with a Metro Base, search for "Laminate Metro" in the part description. The result will be all the table top sizes available in both table and bar height. Select PVC tops, laminate type (Standard, OpenStudio™, Graphic), base finish, upgrades if any.










Table Bases

Bases are organized by base model names and top types (wood or laminate). So if you want a Laminate Top with a Metro Base, search for "Laminate Metro" in the part description. The result will be all the table top sizes available in both table and bar height. Select PVC tops, laminate type (Standard, OpenStudio™, Graphic), base finish, upgrades if any.

Trash Receptacles











Search by the model name in the Part Description, for example "Bedford". There are not that many models, so it might be easier to just navigate there.

Seating

		Wood	COM	BF Vinyl	Uphol. D	Uphol. E	Uphol. F	Uphol. G	Uphol. H	Uphol. J	Uphol. K	Uphol. L	Max. Stacking Capacity	Total COM Yds	Graphic Laser Cut	Graphic Etching per Side
	Anaheim Chair *															
	Uphol. Back															
	Uphol. Seat	-	587	637	649	691	733	758	779	815	851	885	5	1	-	-
	Wood Seat	-	637	637	668	689	710	723	734	751	769	786	5	0.5	-	-
	Wood Back															
Uphol. Seat	-	548	579	579	600	621	634	645	662	679	697	5	0.5	-	66	
Wood Seat	597	-	-	-	-	-	-	-	-	-	-	5	-	-	66	
	Anaheim Metal Arm Chair *															
	Uphol. Back															
	Uphol. Seat	-	677	725	740	781	823	849	869	905	941	975	5	1	-	-
	Wood Seat	-	725	725	755	776	797	811	821	838	856	874	5	0.5	-	-
	Wood Back															
Uphol. Seat	-	639	669	670	691	712	726	736	753	771	789	5	0.5	-	66	
Wood Seat	687	-	-	-	-	-	-	-	-	-	-	5	-	-	66	
	Anaheim Wood Arm Chair *															
	Uphol. Back															
	Uphol. Seat	-	730	725	793	835	877	902	923	958	993	1029	-	1	-	-
	Wood Seat	-	777	777	809	830	851	863	875	890	908	926	-	0.5	-	-
	Wood Back															
Uphol. Seat	-	690	721	721	742	763	776	788	803	821	839	-	0.5	-	66	
Wood Seat	737	-	-	-	-	-	-	-	-	-	-	-	-	-	66	
	Bali															
	Chair	379	329	339	357	376	395	405	416	432	446	463	-	0.45	-	-
	Stool	416	364	383	393	412	431	441	450	466	482	499	-	0.45	-	-
	Bali Backless Stool															
	Stool	-	271	281	300	318	337	349	358	374	390	405	-	0.45	-	-
	Belfast															
	Chair	379	329	339	357	376	395	405	416	432	446	463	-	0.45	-	-
	Stool	427	377	389	405	424	443	455	464	480	495	511	-	0.45	-	-
	Bistro															
	Chair	339	313	331	344	365	386	399	411	426	444	462	-	0.5	-	-
	Stool	438	412	431	442	463	484	498	508	525	543	560	-	0.5	-	-
	Bistro: Vertical Slant Back															
	Chair	339	313	331	344	365	386	399	411	426	444	462	-	0.5	-	-
	Stool	438	412	431	442	463	484	498	508	525	543	560	-	0.5	-	-
	Cafe Classic															
	Chair	222	239	264	270	291	312	326	336	353	371	389	-	0.5	-	-
	Stool	329	348	364	378	399	420	434	444	461	479	497	-	0.5	-	-

Notes Metal chair pricing above is for Black, White and Silver powdercoat frames. For other colors, please call for pricing.
 If you are using a custom graphic, you will also need to add the one-time Custom Graphic Set-up fee of \$625.
 Custom stain price = \$833 per color.
 * Casters may be added to front and/or back legs: \$43 per pair.
 See page 30 for grading information.

Seating

		Wood	COM	BF Vinyl	Uphol. D	Uphol. E	Uphol. F	Uphol. G	Uphol. H	Uphol. J	Uphol. K	Uphol. L	Max. Stacking Capacity	Total COM Yds	Graphic Laser Cut	Graphic Etching per Side
	Deco															
	Chair	653	607	641	635	654	673	684	693	709	725	741	-	0.45	-	-
	Alum Seat	691	-	-	-	-	-	-	-	-	-	-	-	-	-	-
	Stool	903	839	872	867	886	905	917	926	942	957	973	-	0.45	-	-
	Alum Seat	941	-	-	-	-	-	-	-	-	-	-	-	-	-	-
	Deco Infinity (Aluminum Frame and Seat)															
	Chair	450	-	-	-	-	-	-	-	-	-	-	-	-	-	-
	Stool	538	-	-	-	-	-	-	-	-	-	-	-	-	-	-
	Dublin															
	Chair	450	422	421	450	469	488	500	509	525	541	557	-	0.45	-	-
	Stool	499	479	478	507	526	545	555	566	581	596	613	-	0.45	-	-
	Eclipse: Hole															
	Chair	413	384	405	414	433	450	462	471	487	503	520	-	0.45	-	-
	Stool	447	433	445	461	480	499	509	520	534	550	567	-	0.45	-	-
	Eclipse: Solid Back															
	Chair	413	384	405	414	433	450	462	471	487	503	520	-	0.45	-	66
	Stool	447	433	445	461	480	499	509	520	534	550	567	-	0.45	-	-
	Eclipse: Three Channel															
	Chair	413	384	405	414	433	450	462	471	487	503	520	-	0.45	-	-
	Stool	447	433	445	461	480	499	509	520	534	550	567	-	0.45	-	-
	Eclipse: Three Channel with Hole															
	Chair	413	384	405	414	433	450	462	471	487	503	520	-	0.45	-	-
	Stool	447	433	445	461	480	499	509	520	534	550	567	-	0.45	-	-
	Eclipse-XL: Solid Back															
	Chair	543	480	534	524	552	582	600	615	639	664	688	-	0.45	-	66
	Stool	658	597	655	642	670	700	718	733	757	781	806	-	0.45	-	-
	Eclipse-XL: Hole															
	Chair	543	480	534	524	552	582	600	615	639	664	688	-	0.45	-	-
	Stool	658	597	655	642	670	700	718	733	757	781	806	-	0.45	-	-
	Eclipse-XL: Three Channel															
	Chair	543	480	534	524	552	582	600	615	639	664	688	-	0.45	-	-
	Stool	658	597	655	642	670	700	718	733	757	781	806	-	0.45	-	-










Chairs and Stools

Notes

Metal chair pricing above is for Black, White and Silver powdercoat frames. For other colors, please call for pricing.
 If you are using a custom graphic, you will also need to add the one-time Custom Graphic Set-up fee of \$625.
 Custom stain price = \$833 per color.
 See page 30 for grading information.











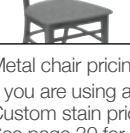
Seating

Chairs and Stools

		Wood	COM	BF Vinyl	Uphol. D	Uphol. E	Uphol. F	Uphol. G	Uphol. H	Uphol. J	Uphol. K	Uphol. L	Max. Stacking Capacity	Total COM Yds	Graphic Laser Cut	Graphic Etching per Side
	Eclipse-XL: Three Channel with Hole															
	Chair	543	480	534	524	552	582	600	615	639	664	688	-	0.45	-	-
	Stool	658	597	655	642	670	700	718	733	757	781	806	-	0.45	-	-
	Emerson Uphol Seat															
	Chair	-	489	510	561	610	658	687	711	752	827	868	-	0.5	-	-
	Arm Chair	-	565	579	683	765	859	903	949	994	1040	1086	-	0.5	-	-
	Stool	-	633	652	711	764	816	847	875	919	963	1007	-	0.5	-	-
	Wood Seat															
	Chair	-	453	467	497	525	554	572	588	612	636	660	-	1	-	-
Stool	-	638	656	683	711	741	758	774	798	822	846	-	1	-	-	
	Emily Black/Silver Frame															
	Chair	488	444	463	476	497	517	530	542	558	575	593	-	0.5	43	66
	Stool	646	602	626	633	654	675	688	699	715	733	751	-	0.5	43	66
	Chrome Frame															
	Chair	553	510	527	542	563	583	596	608	624	642	659	-	0.5	43	66
	Stool	751	710	616	741	762	783	796	807	823	841	859	-	0.5	43	66
	Emily Oval Back Black/Silver Frame															
	Chair	488	444	463	476	497	517	530	542	558	575	593	-	0.5	-	-
	Stool	646	602	626	633	654	675	688	699	715	733	751	-	0.5	-	-
	Chrome Frame															
	Chair	553	510	527	542	563	583	596	608	624	642	659	-	0.5	-	-
	Stool	751	710	616	741	762	783	796	807	823	841	859	-	0.5	-	-
	Fairfax															
	Chair	462	-	-	-	-	-	-	-	-	-	-	10	-	43	66
	Franklin															
	Chair	357	422	438	469	501	531	551	567	593	620	646	-	0.75	-	66
	Stool	437	488	505	536	567	597	617	633	659	686	712	-	0.75	-	66
	Fusion Metal Back															
	Chair	414	347	378	375	394	413	423	434	448	464	481	-	0.45	43	-
	Stool	508	442	471	470	489	508	520	529	545	560	576	-	0.45	43	-
	Fusion Wood Back															
	Chair	432	362	396	392	411	428	440	449	465	481	498	-	0.45	-	66
	Stool	526	459	490	487	506	525	536	546	561	576	593	-	0.45	-	66
	Glasgow Uphol Seat															
	Chair	-	375	394	427	464	500	522	539	569	599	629	-	0.7	-	-
	Stool	-	432	449	484	521	555	578	595	625	655	685	-	0.7	-	-
	Wood Seat															
	Chair	-	315	361	369	404	440	462	480	509	539	569	-	0.45	-	-
	Stool	-	375	420	427	464	500	522	539	569	599	629	-	0.45	-	-

Notes Metal chair pricing above is for Black, White and Silver powdercoat frames unless otherwise noted. For other colors, please call for pricing.
 If you are using a custom graphic, you will also need to add the one-time Custom Graphic Set-up fee of \$625.
 Custom stain price = \$833 per color.
 See page 30 for grading information.

Seating









		Wood	COM	BF Vinyl	Uphol. D	Uphol. E	Uphol. F	Uphol. G	Uphol. H	Uphol. J	Uphol. K	Uphol. L	Max. Stacking Capacity	Total COM Yds	Graphic Laser Cut	Graphic Etching per Side
	Hammond: Cross															
	Chair	336	285	307	313	332	351	361	372	387	402	419	-	0.45	-	-
	Stool	403	353	374	381	400	419	431	440	456	470	487	-	0.45	-	-
	Hammond: Four Slat															
	Chair	336	285	307	313	332	351	361	372	387	402	419	-	0.45	-	-
	Stool	403	353	374	381	400	419	431	440	456	470	487	-	0.45	-	-
	Hammond: Three Slat															
	Chair	336	285	307	313	332	351	361	372	387	402	419	-	0.45	-	-
	Stool	403	353	374	381	400	419	431	440	456	470	487	-	0.45	-	-
	Hammond: Two Slat															
	Chair	336	285	307	313	332	351	361	372	387	402	419	-	0.45	-	-
	Stool	403	353	374	381	400	419	431	440	456	470	487	-	0.45	-	-
	Hammond: Vertical Slat															
	Chair	336	285	307	313	332	351	361	372	387	402	419	-	0.45	-	-
	Stool	403	353	374	381	400	419	431	440	456	470	487	-	0.45	-	-
	Hammond-XL: Cross															
	Chair	543	480	534	524	552	582	600	615	639	664	688	-	0.7	-	-
	Stool	658	597	655	642	670	700	718	733	757	781	806	-	0.7	-	-
	Hammond-XL: Four Slat															
	Chair	543	480	534	524	552	582	600	615	639	664	688	-	0.7	-	-
	Stool	658	597	655	642	670	700	718	733	757	781	806	-	0.7	-	-
	Hammond-XL: Three Slat															
	Chair	543	480	534	524	552	582	600	615	639	664	688	-	0.7	-	-
	Stool	658	597	655	642	670	700	718	733	757	781	806	-	0.7	-	-
	Hammond-XL: Two Slat															
	Chair	543	480	534	524	552	582	600	615	639	664	688	-	0.7	-	-
	Stool	658	597	655	642	670	700	718	733	757	781	806	-	0.7	-	-
	Hammond-XL: Vertical Slat															
	Chair	543	480	534	524	552	582	600	615	639	664	688	-	0.7	-	-
	Stool	658	597	655	642	670	700	718	733	757	781	806	-	0.7	-	-
	Hampstead															
	Chair	428	482	495	529	560	591	611	626	653	679	706	-	0.75	-	66
	Stool	494	558	574	605	636	667	687	702	729	755	781	-	0.75	-	66

Chairs and Stools

Notes

Metal chair pricing above is for Black, White and Silver powdercoat frames unless otherwise noted. For other colors, please call for pricing. If you are using a custom graphic, you will also need to add the one-time Custom Graphic Set-up fee of \$625. Custom stain price = \$833 per color. See page 30 for grading information.

Seating







		Wood	COM	BF Vinyl	Uphol. D	Uphol. E	Uphol. F	Uphol. G	Uphol. H	Uphol. J	Uphol. K	Uphol. L	Max. Stacking Capacity	Total COM Yds	Graphic Laser Cut	Graphic Etching per Side
Chairs and Stools		Kennedy														
	Chair	379	443	449	490	522	552	572	588	614	641	667	-	0.75	-	66
	Stool	445	509	526	557	588	618	638	654	680	707	733	-	0.75	-	66
		Manchester														
	Chair	-	560	576	635	686	735	768	792	834	877	919	-	1.5	-	-
	Stool	-	637	651	712	763	813	844	868	910	953	995	-	1.5	-	-
		Manhattan														
	Chair	-	725	758	834	907	980	1027	1062	1124	1185	1247	-	1.5	-	-
	Armchair	-	751	788	860	933	1007	1053	1088	1150	1212	1274	-	1.5	-	-
	Stool	-	779	815	888	963	1035	1082	1117	1178	1240	1302	-	1.5	-	-
	Novara															
Chair	377	352	366	399	431	461	481	497	523	549	575	-	0.5	-	-	
Stool	440	413	428	460	490	522	542	557	583	610	636	-	0.5	-	-	
	Olivia															
	Black/Silver Frame															
Chair	366	-	-	-	-	-	-	-	-	-	-	-	5	-	43	66
Stool	536	-	-	-	-	-	-	-	-	-	-	-	-	-	43	66
	Chrome Frame															
Chair	419	-	-	-	-	-	-	-	-	-	-	-	5	-	43	66
Stool	663	-	-	-	-	-	-	-	-	-	-	-	-	-	43	66
	Preston															
Chair	370	370	404	417	447	479	499	513	541	567	593	-	0.75	-	-	
Stool	477	477	510	524	554	586	605	621	647	674	700	-	0.75	-	-	
	Salerno *															
Armchair	-	742	822	817	867	918	949	973	1015	1058	1100	-	1.15	-	-	
	Salerno-XL															
Armchair	-	1134	1211	1260	1343	1427	1479	1520	1591	1661	1731	-	2	-	-	

Notes

Metal chair pricing above is for Black, White and Silver powdercoat frames. For other colors, please call for pricing.
 If you are using a custom graphic, you will also need to add the one-time Custom Graphic Set-up fee of \$625.
 Custom stain price = \$833 per color.
 * Casters may be added to front and/or back legs: \$43 per pair.
 See page 30 for grading information.

Seating








Chairs and Stools

		Wood	COM	BF Vinyl	Uphol. D	Uphol. E	Uphol. F	Uphol. G	Uphol. H	Uphol. J	Uphol. K	Uphol. L	Max. Stacking Capacity	Total COM Yds	Graphic Laser Cut	Graphic Etching per Side
	Solaris Chair: Straight Legs *															
	Uphol Back															
	Uphol Seat	-	433	532	521	579	637	674	702	752	800	851		1.4	-	-
	Poly Pro Seat	-	380	438	424	454	483	501	516	541	565	589	5	0.7	-	-
	Polypro Back															
	Uphol Seat	-	380	438	424	454	483	501	516	541	565	589	5	0.7	-	-
Poly Pro Seat	332	-	-	-	-	-	-	-	-	-	-	-	5	-	-	-
	Solaris Stool: Straight Legs															
	Uphol Back															
	Uphol Seat	-	609	693	697	755	814	851	879	928	977	1027	-	1.4	-	-
	Poly Pro Seat	-	558	614	602	631	660	678	693	718	742	767	-	0.7	-	-
	Polypro Back															
	Uphol Seat	-	558	614	602	631	660	678	693	718	742	767	-	0.7	-	-
Poly Pro Seat	508	-	-	-	-	-	-	-	-	-	-	-	-	-	-	-
	Solaris Arm Chair: Straight Legs *															
	Uphol Back															
	Uphol Seat	-	486	597	574	633	691	728	756	806	855	904	5	1.4	-	-
	Poly Pro Seat	-	441	497	485	513	544	561	576	601	625	649	5	0.7	-	-
	Polypro Back															
	Uphol Seat	-	441	497	485	513	544	561	576	601	625	649	5	0.7	-	-
Poly Pro Seat	405	-	-	-	-	-	-	-	-	-	-	-	5	-	-	-
	Solaris Arm Stool: Straight Legs															
	Uphol Back															
	Uphol Seat	-	648	754	736	795	854	889	919	968	1016	1066	-	1.4	-	-
	Poly Pro Seat	-	626	657	670	699	729	747	762	786	811	835	-	0.7	-	-
	Polypro Back															
	Uphol Seat	-	626	657	670	699	729	747	762	786	811	835	-	0.7	-	-
Poly Pro Seat	579	-	-	-	-	-	-	-	-	-	-	-	-	-	-	-
	Solaris Chair: Sled Base															
	Uphol Back															
	Uphol Seat	-	482	593	570	629	687	723	752	801	851	900	5	1.4	-	-
	Poly Pro Seat	-	438	491	482	510	541	558	573	597	622	646	5	0.7	-	-
	Polypro Back															
	Uphol Seat	-	438	491	482	510	541	558	573	597	622	646	5	0.7	-	-
Poly Pro Seat	399	-	-	-	-	-	-	-	-	-	-	-	5	-	-	-
	Solaris Arm Chair: Sled Base															
	Uphol Back															
	Uphol Seat	-	550	638	638	697	755	792	820	869	919	968	5	1.4	-	-
	Poly Pro Seat	-	503	558	547	575	605	623	638	663	687	711	5	0.7	-	-
	Polypro Back															
	Uphol Seat	-	503	558	547	575	605	623	638	663	687	711	5	0.7	-	-
Poly Pro Seat	454	-	-	-	-	-	-	-	-	-	-	-	5	-	-	-

Notes

Metal chair pricing for the Solaris above is for black and chrome frames only. For other colors, please call for pricing.
 If you are using a custom graphic, you will also need to add the one-time Custom Graphic Set-up fee of \$625.
 Custom stain price = \$833 per color.
 See page 30 for grading information.
 * Casters may be added to front and/or back legs: \$43 per pair.

Seating

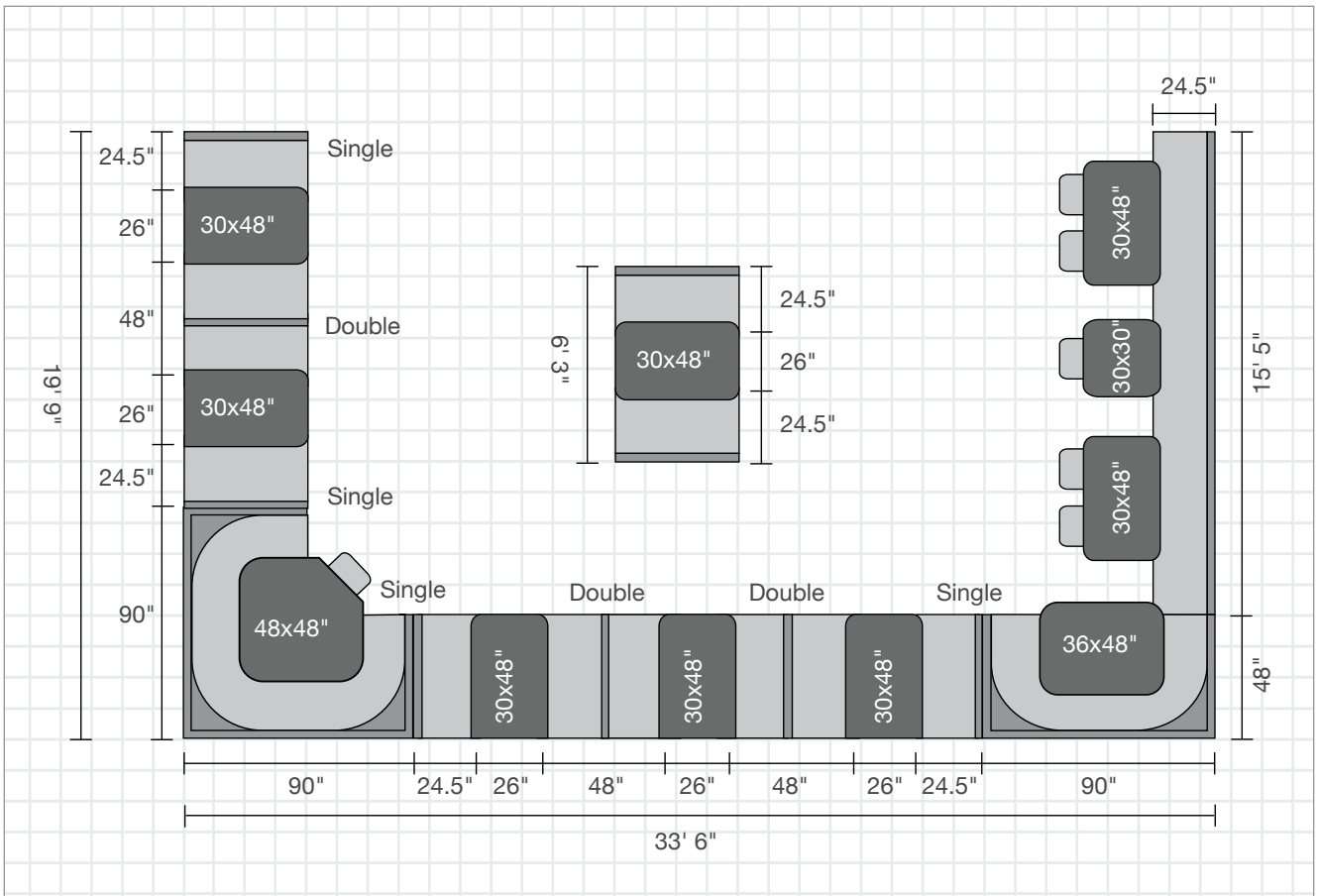
		Wood	COM	BF Vinyl	Uphol. D	Uphol. E	Uphol. F	Uphol. G	Uphol. H	Uphol. J	Uphol. K	Uphol. L	Max. Stacking Capacity	Total COM Yds	Graphic Laser Cut	Graphic Etching per Side
Chairs and Stools		Tripoli: Lattice Back*														
	Armchair	-	783	842	814	835	856	868	880	897	914	931	-	0.55	-	-
		Tripoli: Upholstered Back														
	Armchair	-	702	783	777	828	878	909	933	975	1019	1061	-	1	-	-
		Tripoli: Vertical Slat Back*														
	Armchair	-	663	762	693	714	735	749	759	776	794	812	-	0.55	-	-
		Tupelo														
	Chair	455	517	533	565	595	626	646	662	688	714	741	-	0.75	-	66
	Armchair	-	820	836	867	899	929	949	965	991	1017	1044	-	0.75	-	66
	Stool	527	589	605	636	667	698	718	733	759	786	813	-	0.75	-	66
		Valencia*														
	Chair	-	335	356	382	414	444	464	480	506	532	559	-	0.75	-	-
	Veneto Round Tube Frame															
Black/Silver Frame																
Chair	439	-	-	-	-	-	-	-	-	-	-	-	5	-	43	66
Half-Back Stool	542	-	-	-	-	-	-	-	-	-	-	-	5	-	43	66
Full-Back Stool	568	-	-	-	-	-	-	-	-	-	-	-	5	-	43	66
Chrome Frame																
Chair	481	-	-	-	-	-	-	-	-	-	-	-	5	-	43	66
Half-Back Stool	651	-	-	-	-	-	-	-	-	-	-	-	5	-	43	66
Full-Back Stool	678	-	-	-	-	-	-	-	-	-	-	-	5	-	43	66
	Ventura (Chrome Frame)															
Chair	-	276	320	354	405	459	490	517	561	605	648	-	1.2	-	-	
Notes	<p>*The Tripoli: Lattice Back, Tripoli: Vertical Slat Back and Valencia chairs require a minimum order of 50. Metal chair pricing above is for Black, White and Silver powdercoat frames. For other colors, please call for pricing. If you are using a custom graphic, you will also need to add the one-time Custom Graphic Set-up fee of \$625. Custom stain price = \$833 per color. See page 30 for grading information.</p>															

Booths

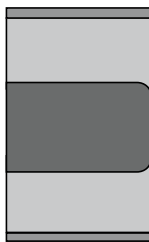
Space Planning

The illustration below shows how all the different types of booths can work together in your dining area. This example uses 30" wide tops, a common size for most applications. The table top overhangs the front of the booth seat by 2". The depth of our double booths is 48" except for the Venus Booth which is 45".

If you were to use a top with a different width, you would need to adjust the numbers below accordingly.



Shapes and Dimensions



Singles and Doubles

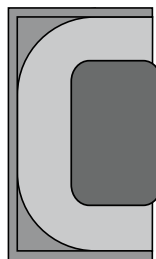
Standard Lengths: 30", 48", 60", 72"

Single overall depth: 24.5"

Double overall depth: 48"

(45" for Venus Booth)

Seats approx. 1 person
per 24" of length

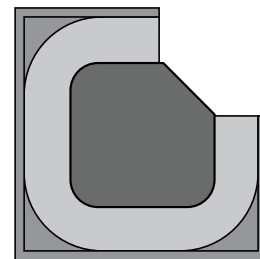


Half Circle Booth

Standard Dimensions: 48 x 90 x 48"

Top Size: 36 x 48"

Seats 2-4 people



Three Quarter Circle Booth

Standard Dimensions: 48 x 90 x 90 x 48"

Top Size: 48 x 48"

Seats 4-6 people

Booths

Mercury Series: 36" Height

Shape	Length	COM		Tufting Styles for Upholstered Back																	
		Back	Balance	Plain Back										Vertical or Horizontal Channels							
		yds.	yds.	COM	BF Vinyl	Uphol. D	Uphol. E	Uphol. F	Uphol. G	Uphol. H	Uphol. J	Uphol. K	Uphol. L	COM	BF Vinyl	Uphol. D	Uphol. E	Uphol. F	Uphol. G	Uphol. H	Uphol. J
Single	30"	1	2.5	1,364	1,511	1,435	1,484	1,531	1,561	1,584	1,624	1,665	1,705	1,431	1,467	1,503	1,551	1,598	1,629	1,652	1,692
Single	48"	2	3.5	1,515	1,571	1,658	1,754	1,849	1,909	1,956	2,037	2,117	2,198	1,488	1,630	1,631	1,726	1,822	1,882	1,929	2,010
Single	60"	2	3.5	1,985	2,200	2,127	2,223	2,318	2,378	2,426	2,506	2,586	2,667	2,083	2,282	2,226	2,322	2,417	2,477	2,524	2,605
Single	72"	2.5	4	2,268	2,392	2,448	2,566	2,686	2,760	2,819	2,920	3,020	3,121	2,380	2,481	2,560	2,679	2,798	2,873	2,932	3,032
Double	30"	2	3	1,838	1,997	1,980	2,076	2,171	2,231	2,279	2,359	2,439	2,520	1,965	2,102	2,107	2,203	2,298	2,358	2,406	2,486
Double	48"	4	4.5	2,042	2,219	2,329	2,520	2,711	2,830	2,925	3,085	3,246	3,406	2,183	2,336	2,470	2,661	2,852	2,970	3,066	3,226
Double	60"	4	4.5	2,721	2,957	3,007	3,198	3,389	3,508	3,604	3,763	3,924	4,085	2,909	3,112	3,195	3,386	3,577	3,696	3,792	3,951
Double	72"	5	5	3,109	3,379	3,467	3,705	3,945	4,094	4,213	4,413	4,614	4,814	3,324	3,403	3,682	3,921	4,160	4,309	4,428	4,628
Wall Bench*		0.6	0.75	436	483	478	505	533	550	565	588	611	634	457	501	499	526	554	571	586	609
Half Circle		5.5	8.25	7,768	8,459	8,162	8,424	8,687	8,852	8,982	9,202	9,423	9,643	8,064	8,703	8,458	8,720	8,983	9,148	9,278	9,498
Three Qtr Circle		8	10.75	11,021	11,993	11,594	11,975	12,357	12,597	12,786	13,107	13,428	13,749	11,446	12,346	12,019	12,401	12,783	13,022	13,211	13,532

Mercury Series: 42" Height

Shape	Length	COM		Tufting Styles for Upholstered Back																	
		Back	Balance	Plain Back										Vertical or Horizontal Channels							
		yds.	yds.	COM	BF Vinyl	Uphol. D	Uphol. E	Uphol. F	Uphol. G	Uphol. H	Uphol. J	Uphol. K	Uphol. L	COM	BF Vinyl	Uphol. D	Uphol. E	Uphol. F	Uphol. G	Uphol. H	Uphol. J
Single	30"	1	2	1,531	1,697	1,602	1,651	1,698	1,728	1,751	1,791	1,832	1,872	1,607	1,760	1,678	1,726	1,773	1,804	1,827	1,867
Single	48"	2	3.5	1,701	1,885	1,844	1,939	2,035	2,095	2,142	2,223	2,303	2,384	1,785	1,955	1,928	2,023	2,119	2,179	2,226	2,307
Single	60"	2	3.5	2,381	2,512	2,524	2,620	2,715	2,775	2,822	2,903	2,983	3,064	2,379	2,605	2,522	2,618	2,713	2,773	2,820	2,901
Single	72"	2.5	4	2,590	2,871	2,770	2,889	3,008	3,083	3,142	3,242	3,342	3,443	2,718	2,978	2,898	3,017	3,136	3,211	3,270	3,371
Double	30"	2	3	2,205	2,396	2,348	2,443	2,539	2,599	2,646	2,727	2,807	2,888	2,357	2,401	2,500	2,596	2,691	2,751	2,798	2,879
Double	48"	4	4.5	2,332	2,534	2,619	2,810	3,001	3,120	3,215	3,375	3,535	3,696	2,493	2,668	2,779	2,970	3,162	3,280	3,376	3,535
Double	60"	4	4.5	3,264	3,394	3,551	3,742	3,933	4,052	4,148	4,307	4,468	4,628	3,339	3,573	3,626	3,817	4,008	4,127	4,222	4,382
Double	72"	5	5	3,569	3,879	3,927	4,165	4,405	4,554	4,673	4,873	5,074	5,274	3,816	4,083	4,174	4,412	4,652	4,801	4,919	5,120
Wall Bench*		0.6	0.75	523	580	565	592	621	637	652	675	698	721	549	601	591	618	647	664	678	701
Half Circle		5.5	8.25	9,322	10,150	9,716	9,978	10,241	10,406	10,536	10,756	10,977	11,197	9,676	10,444	10,070	10,332	10,595	10,759	10,890	11,110
Three Qtr Circle		8	10.75	13,226	14,392	13,799	14,180	14,562	14,802	14,991	15,312	15,633	15,954	13,735	14,816	14,308	14,690	15,072	15,311	15,500	15,821


Notes

- * Wall Benches are priced per linear foot.
- Pricing above represents the upholstery grade for the back and Standard Boltflex Vinyl for the seat.
- See page 30 for grading information.
- All booths are priced with finished ends. Wall benches, half circle and three quarter circle booths are priced with finished returns, finished ends and unfinished outside backs.

Tufting Styles for Upholstered Back



V-Shaped 2-Tone




Biscuit or Diamond Hand Tufted

Uphol K	Uphol L	COM	BF Vinyl	Uphol. D	Uphol. E	Uphol. F	Uphol. G	Uphol. H	Uphol. J	Uphol. K	Uphol. L	COM	BF Vinyl	Grade D	Uphol. E	Uphol. F	Uphol. G	Uphol. H	Uphol. J	Uphol. K	Uphol. L	Metal Leg Upgrade	Wood Leg Upgrade
1,733	1,772	1,491	1,533	1,562	1,611	1,658	1,688	1,712	1,751	1,792	1,832	2,141	2,280	2,212	2,261	2,308	2,338	2,361	2,401	2,442	2,482	176	263
2,090	2,170	1,550	1,703	1,693	1,788	1,884	1,944	1,991	2,072	2,151	2,232	2,379	2,410	2,522	2,618	2,713	2,773	2,820	2,901	2,981	3,062	176	263
2,685	2,766	2,169	2,385	2,312	2,408	2,503	2,563	2,610	2,691	2,771	2,852	3,170	3,375	3,313	3,408	3,504	3,564	3,611	3,692	3,772	3,852	263	394
3,132	3,233	2,359	2,594	2,539	2,658	2,777	2,852	2,911	3,011	3,111	3,212	3,465	3,689	3,645	3,763	3,883	3,957	4,016	4,117	4,217	4,318	263	394
2,566	2,647	2,075	2,234	2,218	2,313	2,409	2,469	2,516	2,597	2,676	2,757	3,396	3,394	3,539	3,634	3,730	3,789	3,837	3,918	3,997	4,078	176	263
3,386	3,547	2,306	2,363	2,592	2,784	2,975	3,093	3,189	3,348	3,509	3,670	3,610	3,771	3,897	4,088	4,279	4,397	4,493	4,653	4,813	4,974	176	263
4,112	4,272	3,072	3,309	3,359	3,550	3,741	3,860	3,955	4,115	4,276	4,436	5,054	5,279	5,340	5,531	5,723	5,841	5,937	6,096	6,257	6,418	263	394
4,829	5,030	3,359	3,616	3,717	3,955	4,195	4,344	4,463	4,663	4,864	5,064	5,775	6,033	6,133	6,371	6,611	6,760	6,879	7,079	7,280	7,480	263	394
632	655	476	523	518	545	573	590	605	628	651	674	731	778	773	800	828	845	860	883	906	929	45	66
9,719	9,939	8,320	9,011	8,714	8,976	9,239	9,404	9,534	9,755	9,975	10,196	11,795	12,486	12,188	12,451	12,713	12,878	13,008	13,229	13,449	13,670	449	854
13,854	14,174	11,816	12,788	12,389	12,770	13,152	13,392	13,581	13,902	14,223	14,544	16,809	17,782	17,383	17,764	18,146	18,386	18,575	18,896	19,217	19,537	629	919

Tufting Styles for Upholstered Back



V-Shaped 2-Tone



Biscuit or Diamond Hand Tufted

Uphol K	Uphol L	COM	BF Vinyl	Uphol. D	Uphol. E	Uphol. F	Uphol. G	Uphol. H	Uphol. J	Uphol. K	Uphol. L	COM	BF Vinyl	Grade D	Uphol. E	Uphol. F	Uphol. G	Uphol. H	Uphol. J	Uphol. K	Uphol. L	Metal Leg Upgrade	Wood Leg Upgrade
1,908	1,948	1,674	1,840	1,745	1,793	1,841	1,871	1,894	1,934	1,975	2,015	2,445	2,603	2,517	2,565	2,612	2,643	2,666	2,706	2,747	2,787	176	263
2,387	2,468	1,860	2,043	2,002	2,098	2,193	2,253	2,301	2,381	2,461	2,542	2,716	2,893	2,859	2,955	3,050	3,110	3,157	3,238	3,318	3,399	176	263
2,981	3,062	2,477	2,723	2,620	2,715	2,811	2,871	2,918	2,999	3,079	3,159	3,638	3,873	3,781	3,877	3,972	4,032	4,079	4,160	4,240	4,321	263	394
3,470	3,571	2,831	3,112	3,010	3,129	3,249	3,323	3,382	3,483	3,583	3,683	4,158	4,427	4,338	4,456	4,576	4,650	4,709	4,810	4,910	5,011	263	394
2,959	3,040	2,370	2,552	2,513	2,608	2,704	2,764	2,811	2,892	2,972	3,052	3,899	4,072	4,041	4,137	4,233	4,292	4,340	4,421	4,500	4,581	176	263
3,696	3,857	2,633	2,836	2,920	3,111	3,302	3,421	3,516	3,676	3,837	3,997	4,331	4,524	4,618	4,809	5,000	5,119	5,214	5,374	5,535	5,695	176	263
4,542	4,703	3,526	3,797	3,813	4,004	4,195	4,313	4,409	4,569	4,729	4,890	6,064	6,335	6,350	6,542	6,733	6,851	6,947	7,106	7,267	7,428	263	394
5,320	5,521	4,030	4,340	4,388	4,626	4,866	5,015	5,133	5,334	5,535	5,735	6,930	7,240	7,288	7,526	7,766	7,915	8,034	8,234	8,435	8,635	263	394
725	748	571	628	613	641	669	686	700	723	747	770	878	935	920	947	975	992	1,007	1,030	1,053	1,076	45	66
11,331	11,551	9,984	10,814	10,378	10,641	10,903	11,068	11,198	11,419	11,639	11,860	14,154	14,982	14,548	14,810	15,073	15,238	15,368	15,588	15,809	16,029	449	854
16,143	16,463	14,178	15,346	14,751	15,133	15,515	15,754	15,943	16,265	16,586	16,906	20,172	21,338	20,745	21,126	21,508	21,748	21,937	22,258	22,579	22,899	629	919

- 2" Square or round buttons can be added at a cost of \$53 per button
- Outside dimensions for the Half Circle booth: 48" x 90" x 48"
- Outside dimensions for the Three-Quarter Circle booth: 48" x 90" x 90" x 48"
- For custom shapes, sizes or completely custom booths, please call for pricing.

Booths

Jupiter Series: 36" Height



Tufting Styles for Upholstered Back



Plain Back



Vertical or Horizontal Channels

Shape	Length	COM	COM																				
		Back	Balance	COM	BF Vinyl	Uphol. D	Uphol. E	Uphol. F	Uphol. G	Uphol. H	Uphol. J	Uphol. K	Uphol. L	COM	BF Vinyl	Uphol. D	Uphol. E	Uphol. F	Uphol. G	Uphol. H	Uphol. J		
		yds.	yds.																				
Single	30"	1	2.5	1,628	1,679	1,699	1,747	1,794	1,825	1,848	1,888	1,929	1,969	1,691	1,731	1,762	1,810	1,857	1,888	1,911	1,951		
Single	48"	2	3.5	1,808	1,866	1,880	1,928	1,975	2,006	2,029	2,069	2,109	2,149	1,878	1,924	1,950	1,998	2,045	2,076	2,099	2,139		
Single	60"	2	3.5	2,409	2,485	2,552	2,647	2,743	2,802	2,850	2,931	3,010	3,091	2,503	2,564	2,646	2,742	2,837	2,897	2,944	3,025		
Single	72"	2.5	4	2,753	2,840	2,933	3,051	3,171	3,246	3,304	3,405	3,505	3,606	2,860	2,930	3,040	3,158	3,278	3,353	3,411	3,512		
Double	30"	2	3	2,351	2,345	2,494	2,589	2,685	2,745	2,792	2,873	2,953	3,033	2,358	2,445	2,501	2,597	2,692	2,752	2,799	2,880		
Double	48"	4	4.5	2,486	2,605	2,629	2,725	2,820	2,880	2,927	3,008	3,088	3,169	2,620	2,716	2,763	2,858	2,954	3,014	3,061	3,142		
Double	60"	4	4.5	3,329	3,488	3,615	3,806	3,997	4,116	4,212	4,371	4,532	4,692	3,509	3,638	3,796	3,987	4,178	4,297	4,392	4,552		
Double	72"	5	5	3,804	3,987	4,162	4,401	4,640	4,789	4,908	5,108	5,309	5,509	4,010	4,158	4,368	4,606	4,846	4,995	5,114	5,314		
Wall Bench*		0.6	0.75	555	573	597	625	653	670	685	708	731	754	578	591	620	647	675	692	707	730		
Half Circle		5.5	8.25	10,149	10,391	10,543	10,806	11,068	11,233	11,363	11,584	11,804	12,025	10,444	10,637	10,838	11,101	11,363	11,528	11,658	11,879		
Three Qtr Circle		8	10.75	14,380	14,727	14,953	15,334	15,716	15,956	16,145	16,466	16,787	17,108	14,805	15,081	15,378	15,759	16,142	16,381	16,570	16,891		

Jupiter Series: 42" Height



Tufting Styles for Upholstered Back



Plain Back



Vertical or Horizontal Channels

Shape	Length	COM	COM																				
		Back	Balance	COM	BF Vinyl	Uphol. D	Uphol. E	Uphol. F	Uphol. G	Uphol. H	Uphol. J	Uphol. K	Uphol. L	COM	BF Vinyl	Uphol. D	Uphol. E	Uphol. F	Uphol. G	Uphol. H	Uphol. J		
		yds.	yds.																				
Single	30"	1	2.5	1,952	2,015	2,023	2,072	2,119	2,149	2,172	2,212	2,253	2,293	2,029	2,078	2,100	2,148	2,196	2,226	2,249	2,289		
Single	48"	2	3.5	2,169	2,239	2,241	2,289	2,336	2,367	2,390	2,430	2,471	2,511	2,254	2,309	2,326	2,374	2,421	2,452	2,475	2,515		
Single	60"	2	3.5	2,891	2,983	3,033	3,129	3,225	3,284	3,332	3,413	3,492	3,573	3,003	3,077	3,146	3,241	3,337	3,397	3,444	3,525		
Single	72"	2.5	4	3,303	3,408	3,483	3,602	3,721	3,796	3,855	3,955	4,055	4,156	3,283	3,363	3,463	3,582	3,701	3,776	3,835	3,935		
Double	30"	2	3	2,685	2,814	2,828	2,923	3,019	3,079	3,126	3,207	3,287	3,367	2,830	2,934	2,973	3,068	3,164	3,224	3,271	3,352		
Double	48"	4	4.5	2,983	3,126	3,126	3,221	3,317	3,377	3,424	3,505	3,585	3,666	3,145	3,260	3,288	3,383	3,479	3,539	3,586	3,667		
Double	60"	4	4.5	3,994	4,186	4,281	4,472	4,663	4,782	4,877	5,037	5,198	5,358	4,211	4,366	4,497	4,688	4,879	4,998	5,094	5,253		
Double	72"	5	5	4,565	4,785	4,923	5,162	5,401	5,550	5,669	5,870	6,070	6,271	4,812	4,990	5,170	5,409	5,648	5,797	5,916	6,116		
Wall Bench*		0.6	0.75	667	688	709	736	764	781	796	819	842	865	693	710	735	762	791	807	822	845		
Half Circle		5.5	8.25	12,179	12,469	12,573	12,835	13,098	13,263	13,393	13,613	13,834	14,054	12,534	12,764	12,928	13,190	13,453	13,617	13,748	13,968		
Three Qtr Circle		8	10.75	17,256	17,673	17,829	18,210	18,592	18,832	19,021	19,342	19,663	19,984	17,766	18,097	18,339	18,720	19,103	19,342	19,531	19,852		

Notes

- * Wall Benches are priced per linear foot.
- Pricing above represents the upholstery grade for the back and Standard Boltflex Vinyl for the seat.
- See page 30 for grading information.
- All booths are priced with finished ends. Wall benches, half circle and three quarter circle booths are priced with finished returns, finished ends and unfinished outside backs.

Tufting Styles for Upholstered Back



V-Shaped 2-Tone



Biscuit or Diamond Hand Tufted

Metal Leg Upgrade


Wood Leg Upgrade

Uphol K	Uphol L	COM	BF Vinyl	Uphol. D	Uphol. E	Uphol. F	Uphol. G	Uphol. H	Uphol. J	Uphol. K	Uphol. L	COM	BF Vinyl	Grade D	Uphol. E	Uphol. F	Uphol. G	Uphol. H	Uphol. J	Uphol. K	Uphol. L		
1,992	2,032	1,746	1,798	1,818	1,866	1,913	1,944	1,967	2,007	2,048	2,087	2,372	2,421	2,443	2,492	2,539	2,569	2,592	2,632	2,673	2,713	176	263
2,180	2,220	1,939	1,997	2,011	2,059	2,106	2,137	2,160	2,200	2,241	2,281	2,636	2,690	2,707	2,755	2,802	2,833	2,856	2,896	2,937	2,977	176	263
3,105	3,186	2,584	2,662	2,727	2,822	2,918	2,978	3,025	3,106	3,186	3,267	3,529	3,603	3,672	3,767	3,863	3,923	3,970	4,051	4,131	4,212	263	394
3,612	3,713	2,954	3,042	3,133	3,252	3,372	3,446	3,505	3,606	3,705	3,806	4,034	4,118	4,214	4,332	4,452	4,527	4,585	4,686	4,786	4,887	263	394
2,960	3,041	2,463	2,570	2,606	2,702	2,797	2,857	2,904	2,985	3,065	3,146	3,716	3,819	3,859	3,954	4,050	4,110	4,157	4,238	4,318	4,398	176	263
3,221	3,302	2,737	2,856	2,880	2,976	3,071	3,131	3,178	3,259	3,339	3,420	4,129	4,243	4,271	4,367	4,463	4,522	4,570	4,650	4,730	4,811	176	263
4,712	4,873	3,666	3,825	3,952	4,143	4,334	4,453	4,549	4,708	4,869	5,030	5,780	5,940	6,067	6,258	6,449	6,568	6,663	6,823	6,984	7,144	263	394
5,515	5,715	4,188	4,371	4,547	4,785	5,024	5,173	5,292	5,493	5,693	5,894	6,606	6,788	6,964	7,202	7,441	7,590	7,709	7,910	8,110	8,311	263	394
753	776	596	614	638	666	694	711	726	749	772	795	852	868	894	921	949	966	981	1,004	1,027	1,050	45	66
12,099	12,320	10,702	10,943	11,095	11,358	11,620	11,785	11,915	12,136	12,356	12,577	14,176	14,418	14,570	14,832	15,095	15,260	15,390	15,610	15,831	16,051	449	854
17,213	17,533	15,175	15,522	15,748	16,129	16,511	16,751	16,940	17,261	17,582	17,903	20,168	20,516	20,742	21,123	21,505	21,744	21,933	22,255	22,576	22,896	629	919

Tufting Styles for Upholstered Back



V-Shaped 2-Tone



Biscuit or Diamond Hand Tufted

Metal Leg Upgrade

Wood Leg Upgrade

Uphol K	Uphol L	COM	BF Vinyl	Uphol. D	Uphol. E	Uphol. F	Uphol. G	Uphol. H	Uphol. J	Uphol. K	Uphol. L	COM	BF Vinyl	Grade D	Uphol. E	Uphol. F	Uphol. G	Uphol. H	Uphol. J	Uphol. K	Uphol. L		
2,330	2,370	2,095	2,158	2,166	2,214	2,262	2,292	2,315	2,355	2,396	2,436	2,847	2,905	2,918	2,966	3,014	3,044	3,067	3,107	3,148	3,188	176	263
2,556	2,596	2,328	2,397	2,399	2,448	2,495	2,525	2,548	2,588	2,629	2,669	3,163	3,229	3,234	3,282	3,330	3,360	3,383	3,423	3,464	3,504	176	263
3,605	3,686	3,102	3,194	3,245	3,340	3,436	3,495	3,543	3,624	3,703	3,784	4,236	4,324	4,379	4,474	4,570	4,629	4,677	4,758	4,837	4,918	263	394
4,035	4,136	3,390	3,491	3,570	3,689	3,808	3,883	3,942	4,043	4,142	4,243	4,841	4,941	5,020	5,139	5,258	5,333	5,392	5,493	5,592	5,693	263	394
3,431	3,512	2,956	3,085	3,099	3,194	3,290	3,350	3,397	3,478	3,557	3,638	4,459	4,582	4,602	4,698	4,793	4,853	4,900	4,981	5,061	5,142	176	263
3,746	3,827	3,284	3,427	3,427	3,523	3,618	3,678	3,725	3,806	3,886	3,967	4,954	5,091	5,097	5,192	5,288	5,348	5,395	5,476	5,556	5,636	176	263
5,414	5,574	4,398	4,590	4,685	4,876	5,067	5,186	5,282	5,441	5,602	5,762	6,936	7,127	7,223	7,414	7,605	7,724	7,819	7,979	8,140	8,300	263	394
6,317	6,517	5,026	5,246	5,384	5,623	5,862	6,011	6,130	6,330	6,531	6,732	7,926	8,146	8,285	8,523	8,762	8,911	9,030	9,231	9,431	9,632	263	394
868	891	715	737	757	784	813	830	844	867	890	914	1,022	1,043	1,064	1,091	1,119	1,136	1,151	1,174	1,197	1,220	45	66
14,189	14,409	12,842	13,131	13,235	13,498	13,760	13,925	14,055	14,276	14,496	14,717	17,011	17,301	17,405	17,667	17,930	18,095	18,225	18,445	18,666	18,886	449	854
20,174	20,494	18,209	18,626	18,782	19,164	19,546	19,785	19,974	20,295	20,617	20,937	24,203	24,619	24,776	25,157	25,539	25,779	25,968	26,289	26,610	26,930	629	919

- 2" Square or round buttons can be added at a cost of \$53 per button
- Outside dimensions for the Half Circle booth: 48" x 90" x 48"
- Outside dimensions for the Three-Quarter Circle booth: 48" x 90" x 90" x 48"
- For custom shapes, sizes or completely custom booths, please call for pricing.

Booths

Venus Series: 36" Height

Shape		Length	COM		Tufting Styles for Upholstered Back																	
			Back	Balance	Plain Back								Vertical or Horizontal Channels									
			yds.	yds.	COM	BF Vinyl	Uphol. D	Uphol. E	Uphol. F	Uphol. G	Uphol. H	Uphol. J	Uphol. K	Uphol. L	COM	BF Vinyl	Uphol. D	Uphol. E	Uphol. F	Uphol. G	Uphol. H	Uphol. J
Single	30"	1	2	1,380	1,516	1,451	1,499	1,547	1,577	1,600	1,640	1,681	1,721	1,448	1,471	1,519	1,568	1,615	1,645	1,668	1,708	
Single	48"	2	3.5	1,533	1,576	1,676	1,771	1,867	1,927	1,974	2,055	2,135	2,216	1,505	1,635	1,647	1,743	1,839	1,898	1,946	2,027	
Single	60"	2	3.5	2,008	2,207	2,150	2,246	2,342	2,401	2,449	2,529	2,609	2,690	2,107	2,289	2,250	2,346	2,441	2,501	2,548	2,629	
Single	72"	2.5	4	2,295	2,400	2,475	2,594	2,713	2,788	2,847	2,947	3,047	3,148	2,292	2,490	2,472	2,590	2,710	2,785	2,843	2,944	
Double	30"	2	3	1,940	2,099	2,083	2,179	2,274	2,334	2,381	2,462	2,542	2,623	2,067	2,204	2,210	2,306	2,401	2,461	2,508	2,589	
Double	48"	4	4.5	2,156	2,332	2,442	2,633	2,825	2,943	3,039	3,198	3,359	3,520	2,297	2,331	2,584	2,775	2,966	3,085	3,180	3,340	
Double	60"	4	4.5	2,873	3,107	3,159	3,351	3,542	3,660	3,756	3,915	4,076	4,237	3,061	3,263	3,347	3,539	3,730	3,848	3,944	4,103	
Double	72"	5	5	3,283	3,397	3,641	3,880	4,119	4,268	4,387	4,587	4,788	4,989	3,345	3,567	3,703	3,942	4,181	4,330	4,449	4,649	
Wall Bench*		0.6	0.75	441	484	483	510	539	555	570	593	616	639	462	503	504	531	560	576	591	614	
Half Circle		5.5	8.25	7,839	8,481	8,233	8,496	8,758	8,923	9,053	9,274	9,494	9,715	8,135	8,727	8,529	8,792	9,054	9,219	9,349	9,570	
Three Qtr Circle		8	10.75	11,124	12,026	11,697	12,078	12,460	12,700	12,889	13,210	13,531	13,852	11,549	12,378	12,122	12,503	12,886	13,125	13,314	13,635	



Venus Series: 42" Height

Shape		Length	COM		Tufting Styles for Upholstered Back																	
			Back	Balance	Plain Back								Vertical or Horizontal Channels									
			yds.	yds.	COM	BF Vinyl	Uphol. D	Uphol. E	Uphol. F	Uphol. G	Uphol. H	Uphol. J	Uphol. K	Uphol. L	COM	BF Vinyl	Uphol. D	Uphol. E	Uphol. F	Uphol. G	Uphol. H	Uphol. J
Single	30"	1	2	1,549	1,702	1,620	1,668	1,716	1,746	1,769	1,809	1,850	1,890	1,625	1,766	1,697	1,745	1,792	1,823	1,846	1,886	
Single	48"	2	3.5	1,721	1,892	1,864	1,959	2,055	2,115	2,162	2,243	2,323	2,403	1,806	1,961	1,949	2,044	2,140	2,200	2,247	2,328	
Single	60"	2	3.5	2,293	2,520	2,436	2,532	2,627	2,687	2,734	2,815	2,895	2,976	2,407	2,615	2,549	2,645	2,741	2,800	2,848	2,928	
Single	72"	2.5	4	2,621	2,880	2,800	2,919	3,039	3,113	3,172	3,273	3,373	3,473	2,750	2,987	2,930	3,048	3,168	3,242	3,301	3,402	
Double	30"	2	3	2,329	2,397	2,472	2,567	2,663	2,723	2,770	2,851	2,931	3,011	2,361	2,517	2,504	2,600	2,695	2,755	2,802	2,883	
Double	48"	4	4.5	2,462	2,663	2,749	2,940	3,131	3,250	3,345	3,505	3,666	3,826	2,623	2,797	2,910	3,101	3,292	3,410	3,506	3,666	
Double	60"	4	4.5	3,297	3,566	3,584	3,775	3,966	4,085	4,180	4,340	4,500	4,661	3,513	3,745	3,800	3,991	4,182	4,301	4,396	4,556	
Double	72"	5	5	3,768	4,075	4,127	4,365	4,604	4,753	4,872	5,073	5,273	5,474	4,015	4,281	4,373	4,612	4,851	5,000	5,119	5,319	
Wall Bench*		0.6	0.75	529	582	571	599	627	644	658	681	705	728	555	603	597	625	653	670	685	708	
Half Circle		5.5	8.25	9,407	10,178	9,801	10,063	10,326	10,491	10,621	10,841	11,062	11,282	9,762	10,472	10,156	10,418	10,681	10,845	10,976	11,196	
Three Qtr Circle		8	10.75	13,349	14,431	13,922	14,303	14,685	14,925	15,114	15,435	15,756	16,077	13,858	14,853	14,431	14,812	15,195	15,434	15,623	15,944	



Notes

- * Wall Benches are priced per linear foot.
- Pricing above represents the upholstery grade for the back and Standard Boltflex Vinyl for the seat.
- See page 30 for grading information.
- All booths are priced with finished ends. Wall benches, half circle and three quarter circle booths are priced with finished returns, finished ends and unfinished outside backs.

Tufting Styles for Upholstered Back

																							Metal Leg Upgrade	Wood Leg Upgrade
		V-Shaped 2-Tone											Biscuit or Diamond Hand Tufted											
Uphol K	Uphol L	COM	BF Vinyl	Uphol. D	Uphol. E	Uphol. F	Uphol. G	Uphol. H	Uphol. J	Uphol. K	Uphol. L	COM	BF Vinyl	Grade D	Uphol. E	Uphol. F	Uphol. G	Uphol. H	Uphol. J	Uphol. K	Uphol. L			
1,749	1,789	1,507	1,537	1,578	1,626	1,674	1,704	1,727	1,767	1,808	1,848	2,157	2,284	2,228	2,276	2,324	2,354	2,377	2,417	2,458	2,498	176	263	
2,106	2,187	1,567	1,708	1,709	1,805	1,901	1,960	2,008	2,088	2,168	2,249	2,396	2,415	2,539	2,634	2,730	2,790	2,837	2,918	2,998	3,079	176	263	
2,709	2,790	2,192	2,392	2,335	2,431	2,526	2,586	2,633	2,714	2,794	2,875	3,192	3,382	3,335	3,430	3,526	3,586	3,633	3,714	3,794	3,875	263	394	
3,044	3,145	2,386	2,601	2,565	2,684	2,804	2,878	2,937	3,038	3,137	3,238	3,490	3,697	3,670	3,788	3,908	3,983	4,041	4,142	4,242	4,343	263	394	
2,669	2,750	2,178	2,336	2,321	2,416	2,512	2,571	2,619	2,700	2,779	2,860	3,714	3,486	3,857	3,952	4,048	4,108	4,155	4,236	4,316	4,396	176	263	
3,501	3,661	2,303	2,471	2,589	2,780	2,972	3,090	3,186	3,345	3,506	3,667	3,640	3,873	3,927	4,118	4,309	4,428	4,523	4,683	4,844	5,004	176	263	
4,264	4,425	3,225	3,309	3,511	3,702	3,893	4,012	4,108	4,267	4,428	4,589	5,097	5,423	5,383	5,574	5,766	5,884	5,980	6,139	6,300	6,461	263	394	
4,850	5,051	3,525	3,781	3,883	4,121	4,361	4,510	4,628	4,829	5,030	5,230	5,825	6,197	6,183	6,422	6,661	6,810	6,929	7,130	7,330	7,531	263	394	
637	660	481	525	523	550	579	595	610	633	656	679	736	780	778	805	834	851	865	888	911	935	45	66	
9,790	10,011	8,392	9,034	8,785	9,048	9,310	9,475	9,605	9,826	10,046	10,267	11,866	12,508	12,260	12,522	12,785	12,950	13,080	13,300	13,521	13,741	449	854	
13,957	14,277	11,919	12,821	12,492	12,873	13,255	13,495	13,684	14,005	14,326	14,646	16,912	17,814	17,486	17,867	18,249	18,488	18,677	18,999	19,320	19,640	629	919	

Tufting Styles for Upholstered Back

																							Metal Leg Upgrade	Wood Leg Upgrade
		V-Shaped 2-Tone											Biscuit or Diamond Hand Tufted											
Uphol K	Uphol L	COM	BF Vinyl	Uphol. D	Uphol. E	Uphol. F	Uphol. G	Uphol. H	Uphol. J	Uphol. K	Uphol. L	COM	BF Vinyl	Grade D	Uphol. E	Uphol. F	Uphol. G	Uphol. H	Uphol. J	Uphol. K	Uphol. L			
1,927	1,967	1,692	1,845	1,763	1,811	1,859	1,889	1,912	1,952	1,993	2,033	2,462	2,608	2,534	2,582	2,629	2,660	2,683	2,723	2,764	2,804	176	263	
2,408	2,489	1,880	2,050	2,022	2,118	2,213	2,273	2,321	2,401	2,481	2,562	2,736	2,898	2,879	2,975	3,070	3,130	3,177	3,258	3,338	3,419	176	263	
3,008	3,089	2,504	2,731	2,647	2,743	2,838	2,898	2,945	3,026	3,106	3,187	3,665	3,882	3,807	3,903	3,998	4,058	4,106	4,186	4,266	4,347	263	394	
3,502	3,603	2,862	3,122	3,042	3,161	3,280	3,355	3,414	3,514	3,614	3,715	4,187	4,436	4,367	4,486	4,605	4,680	4,739	4,839	4,939	5,040	263	394	
2,963	3,044	2,487	2,668	2,630	2,726	2,821	2,881	2,928	3,009	3,089	3,170	4,456	4,183	4,599	4,695	4,790	4,850	4,897	4,978	5,058	5,139	176	263	
3,826	3,987	2,764	2,964	3,050	3,241	3,432	3,551	3,647	3,806	3,967	4,128	4,369	4,648	4,656	4,847	5,038	5,157	5,252	5,412	5,572	5,733	176	263	
4,717	4,877	3,701	3,970	3,988	4,179	4,370	4,489	4,584	4,744	4,905	5,065	6,116	6,507	6,403	6,594	6,785	6,904	6,999	7,159	7,320	7,480	263	394	
5,520	5,720	4,229	4,537	4,587	4,826	5,065	5,214	5,333	5,534	5,734	5,935	6,990	7,437	7,348	7,586	7,826	7,975	8,093	8,294	8,495	8,695	263	394	
731	754	578	630	620	647	675	692	707	730	753	776	884	936	926	953	982	999	1,013	1,036	1,059	1,083	45	66	
11,417	11,637	10,071	10,840	10,464	10,727	10,989	11,154	11,284	11,505	11,725	11,946	14,239	15,010	14,633	14,895	15,158	15,323	15,453	15,673	15,894	16,114	449	854	
16,266	16,586	14,302	15,384	14,875	15,257	15,639	15,878	16,067	16,388	16,710	17,030	20,294	21,377	20,868	21,249	21,631	21,870	22,059	22,381	22,702	23,022	629	919	

- 2" Square or round buttons can be added at a cost of \$53 per button
- Outside dimensions for the Half Circle booth: 48" x 90" x 48"
- Outside dimensions for the Three-Quarter Circle booth: 48" x 90" x 90" x 48"
- For custom shapes, sizes or completely custom booths, please call for pricing.

Booths

Titan Series: Upholstered Back, Upholstered Seat 36" Height



Shape	Length	COM		Tufting Styles for Upholstered Back																	
		Back	Balance	Plain Back										Vertical or Horizontal Channels							
		yds.	yds.	COM	BF Vinyl	Uphol. D	Uphol. E	Uphol. F	Uphol. G	Uphol. H	Uphol. J	Uphol. K	Uphol. L	COM	BF Vinyl	Uphol. D	Uphol. E	Uphol. F	Uphol. G	Uphol. H	Uphol. J
Single	30"	1	2	1,991	2,050	2,062	2,111	2,158	2,188	2,211	2,251	2,292	2,332	2,055	2,103	2,126	2,175	2,222	2,252	2,275	2,315
Single	48"	2	3.5	2,212	2,277	2,284	2,332	2,379	2,410	2,433	2,473	2,514	2,554	2,283	2,336	2,354	2,402	2,450	2,480	2,503	2,543
Single	60"	2	3.5	2,948	3,035	3,091	3,187	3,282	3,342	3,389	3,470	3,550	3,631	3,042	3,113	3,185	3,280	3,376	3,436	3,483	3,564
Single	72"	2.5	4	3,369	3,318	3,549	3,668	3,787	3,862	3,921	4,022	4,121	4,222	3,325	3,403	3,505	3,624	3,743	3,818	3,877	3,977
Double	30"	2	3	2,754	2,876	2,897	2,993	3,088	3,148	3,195	3,276	3,356	3,437	2,875	2,977	3,018	3,113	3,209	3,269	3,316	3,397
Double	48"	4	4.5	3,060	3,195	3,203	3,298	3,394	3,453	3,501	3,582	3,661	3,742	3,194	3,308	3,337	3,432	3,528	3,588	3,635	3,716
Double	60"	4	4.5	4,098	4,280	4,385	4,576	4,767	4,886	4,981	5,141	5,301	5,462	4,278	4,429	4,564	4,755	4,947	5,065	5,161	5,320
Double	72"	5	5	4,683	4,891	5,041	5,279	5,519	5,668	5,787	5,987	6,188	6,388	4,889	5,061	5,247	5,485	5,725	5,874	5,992	6,193
Wall Bench*	0.6	0.75		680	700	722	750	778	795	810	833	856	879	701	718	743	771	799	816	831	854
Half Circle	5.5	8.25		12,144	12,416	12,538	12,801	13,063	13,228	13,358	13,579	13,799	14,020	12,439	12,662	12,833	13,096	13,358	13,523	13,653	13,874
Three Qtr Circle	8	10.75		17,117	17,509	17,690	18,072	18,454	18,693	18,882	19,203	19,525	19,845	17,541	17,862	18,115	18,496	18,878	19,117	19,306	19,628

Titan Series: Upholstered Back, Upholstered Seat 42" Height



Shape	Length	COM		Tufting Styles for Upholstered Back																	
		Back	Balance	Plain Back										Vertical or Horizontal Channels							
		yds.	yds.	COM	BF Vinyl	Uphol. D	Uphol. E	Uphol. F	Uphol. G	Uphol. H	Uphol. J	Uphol. K	Uphol. L	COM	BF Vinyl	Uphol. D	Uphol. E	Uphol. F	Uphol. G	Uphol. H	Uphol. J
Single	30"	1	2	2,390	2,342	2,461	2,510	2,557	2,587	2,610	2,650	2,691	2,731	2,606	2,673	2,678	2,726	2,773	2,804	2,827	2,867
Single	48"	2	3.5	2,527	2,601	2,599	2,647	2,694	2,725	2,748	2,788	2,829	2,869	2,896	2,970	2,967	3,016	3,063	3,093	3,116	3,156
Single	60"	2	3.5	3,384	3,484	3,527	3,623	3,718	3,778	3,825	3,906	3,986	4,067	3,878	3,977	4,020	4,116	4,212	4,271	4,319	4,400
Single	72"	2.5	4	3,867	3,982	4,047	4,165	4,285	4,360	4,418	4,519	4,619	4,720	4,432	4,545	4,612	4,730	4,850	4,925	4,983	5,084
Double	30"	2	3	3,305	3,301	3,448	3,544	3,639	3,699	3,746	3,827	3,907	3,988	3,797	3,936	3,940	4,035	4,131	4,191	4,238	4,319
Double	48"	4	4.5	3,512	3,668	3,655	3,751	3,846	3,906	3,953	4,034	4,114	4,195	4,218	4,374	4,361	4,456	4,552	4,612	4,659	4,740
Double	60"	4	4.5	4,917	5,136	5,204	5,395	5,586	5,705	5,800	5,960	6,120	6,281	5,905	6,124	6,192	6,383	6,574	6,693	6,788	6,948
Double	72"	5	5	5,620	5,868	5,978	6,216	6,455	6,605	6,723	6,924	7,124	7,325	6,749	6,998	7,107	7,346	7,585	7,734	7,853	8,054
Wall Bench*	0.6	0.75		816	840	858	885	914	930	945	968	991	1,014	936	959	978	1,005	1,033	1,050	1,065	1,088
Half Circle	5.5	8.25		14,573	14,900	14,967	15,229	15,492	15,657	15,787	16,007	16,228	16,448	16,195	16,523	16,589	16,851	17,114	17,279	17,409	17,630
Three Qtr Circle	8	10.75		20,540	21,009	21,113	21,495	21,877	22,116	22,305	22,626	22,948	23,268	22,872	23,344	23,445	23,827	24,209	24,448	24,637	24,959

- Notes**
- * Wall Benches are priced per linear foot.
 - Pricing above represents the upholstery grade for the back and Standard Boltatflex Vinyl for the seat.
 - See page 30 for grading information.
 - All booths are priced with finished ends. Wall benches, half circle and three quarter circle booths are priced with finished returns, finished ends and unfinished outside backs.

Tufting Styles for Upholstered Back

																						Metal Leg Upgrade	Wood Leg Upgrade
		V-Shaped 2-Tone										Biscuit or Diamond Hand Tufted											
Uphol. K	Uphol. L	COM	BF Vinyl	Uphol. D	Uphol. E	Uphol. F	Uphol. G	Uphol. H	Uphol. J	Uphol. K	Uphol. L	COM	BF Vinyl	Grade D	Uphol. E	Uphol. F	Uphol. G	Uphol. H	Uphol. J	Uphol. K	Uphol. L		
2,356	2,396	2,111	2,168	2,182	2,230	2,277	2,308	2,331	2,371	2,412	2,452	2,718	2,775	2,790	2,838	2,885	2,916	2,939	2,979	3,020	3,060	176	263
2,584	2,624	2,345	2,293	2,416	2,464	2,512	2,542	2,565	2,605	2,646	2,686	3,021	3,083	3,092	3,141	3,188	3,218	3,241	3,281	3,322	3,362	176	263
3,644	3,724	3,124	3,211	3,267	3,362	3,458	3,518	3,565	3,646	3,725	3,806	4,046	4,129	4,188	4,284	4,380	4,439	4,487	4,568	4,647	4,728	263	394
4,077	4,178	3,415	3,510	3,594	3,713	3,833	3,907	3,966	4,067	4,166	4,267	4,623	4,719	4,803	4,921	5,041	5,116	5,174	5,275	5,375	5,476	263	394
3,477	3,557	2,980	3,297	3,123	3,218	3,314	3,374	3,421	3,502	3,582	3,662	4,605	4,327	4,748	4,844	4,939	4,999	5,046	5,127	5,207	5,288	176	263
3,796	3,877	3,312	3,355	3,455	3,550	3,646	3,705	3,753	3,834	3,913	3,994	4,678	4,807	4,821	4,916	5,012	5,072	5,119	5,200	5,279	5,360	176	263
5,481	5,642	4,434	4,697	4,721	4,912	5,103	5,222	5,317	5,477	5,637	5,798	6,549	6,731	6,836	7,027	7,218	7,336	7,432	7,592	7,752	7,913	263	394
6,393	6,594	5,067	5,368	5,425	5,664	5,903	6,052	6,171	6,371	6,572	6,773	7,484	7,692	7,842	8,081	8,320	8,469	8,588	8,789	8,989	9,190	263	394
877	900	720	740	762	790	818	835	849	873	896	919	975	995	1,017	1,045	1,073	1,090	1,105	1,128	1,151	1,174	45	66
14,094	14,315	12,697	12,969	13,090	13,353	13,615	13,780	13,910	14,131	14,351	14,572	16,170	16,443	16,564	16,826	17,089	17,254	17,384	17,604	17,825	18,045	449	854
19,949	20,269	17,911	18,303	18,484	18,865	19,248	19,487	19,676	19,997	20,319	20,639	22,905	23,296	23,478	23,859	24,241	24,481	24,670	24,991	25,312	25,633	629	919

Tufting Styles for Upholstered Back

																						Metal Leg Upgrade	Wood Leg Upgrade
		V-Shaped 2-Tone										Biscuit or Diamond Hand Tufted											
Uphol. K	Uphol. L	COM	BF Vinyl	Uphol. D	Uphol. E	Uphol. F	Uphol. G	Uphol. H	Uphol. J	Uphol. K	Uphol. L	COM	BF Vinyl	Uphol. D	Uphol. E	Uphol. F	Uphol. G	Uphol. H	Uphol. J	Uphol. K	Uphol. L		
2,648	2,688	2,410	2,477	2,481	2,529	2,577	2,607	2,630	2,670	2,711	2,751	3,262	3,330	3,334	3,382	3,429	3,460	3,483	3,523	3,564	3,604	176	263
2,909	2,948	2,678	2,752	2,749	2,797	2,844	2,875	2,898	2,938	2,979	3,019	3,467	3,539	3,539	3,587	3,634	3,665	3,688	3,728	3,768	3,808	176	263
4,093	4,174	3,586	3,686	3,729	3,824	3,920	3,980	4,027	4,108	4,187	4,268	4,854	4,954	4,997	5,093	5,188	5,248	5,295	5,376	5,456	5,537	263	394
4,743	4,844	4,098	4,212	4,278	4,396	4,516	4,591	4,649	4,750	4,850	4,951	5,548	5,662	5,728	5,846	5,966	6,041	6,099	6,200	6,300	6,401	263	394
3,902	3,983	3,421	3,956	3,564	3,659	3,755	3,815	3,862	3,943	4,023	4,103	5,526	5,192	5,669	5,765	5,860	5,920	5,967	6,048	6,128	6,209	176	263
4,268	4,349	3,801	4,026	3,944	4,039	4,135	4,195	4,242	4,323	4,403	4,484	5,613	5,769	5,756	5,852	5,947	6,007	6,054	6,135	6,215	6,296	176	263
6,337	6,497	5,321	5,635	5,608	5,799	5,990	6,109	6,204	6,364	6,525	6,685	7,858	8,077	8,145	8,336	8,527	8,646	8,741	8,901	9,062	9,222	263	394
7,371	7,572	6,082	6,441	6,440	6,678	6,917	7,067	7,185	7,386	7,586	7,787	8,982	9,231	9,340	9,578	9,818	9,967	10,085	10,286	10,486	10,687	263	394
1,017	1,041	864	888	906	933	962	979	993	1,016	1,040	1,063	1,171	1,195	1,213	1,240	1,268	1,285	1,300	1,323	1,346	1,369	45	66
16,582	16,802	15,236	15,562	15,629	15,892	16,154	16,319	16,449	16,670	16,890	17,111	19,405	19,732	19,799	20,061	20,324	20,489	20,619	20,839	21,060	21,280	449	854
23,457	23,777	21,494	21,963	22,067	22,448	22,830	23,070	23,259	23,580	23,901	24,221	27,486	27,956	28,059	28,440	28,823	29,062	29,251	29,572	29,894	30,214	629	919

- 2" Square or round buttons can be added at a cost of \$53 per button
- Outside dimensions for the Half Circle booth: 48" x 90" x 48"
- Outside dimensions for the Three-Quarter Circle booth: 48" x 90" x 90" x 48"
- For custom shapes, sizes or completely custom booths, please call for pricing.
- Custom Stain: \$833 per color.

Booths

Titan Series: Upholstered Back, Wood Seat 36" Height

Shape	Length	COM		Tufting Styles for Upholstered Back																	
		Back	Balance	Plain Back										Vertical or Horizontal Channels							
		yds.	yds.	COM	BF Vinyl	Uphol. D	Uphol. E	Uphol. F	Uphol. G	Uphol. H	Uphol. J	Uphol. K	Uphol. L	COM	BF Vinyl	Uphol. D	Uphol. E	Uphol. F	Uphol. G	Uphol. H	Uphol. J
Single	30"	1	-	2,229	2,288	2,301	2,349	2,396	2,427	2,450	2,490	2,531	2,570	2,282	2,340	2,353	2,401	2,449	2,479	2,502	2,542
Single	48"	2	-	2,357	2,419	2,429	2,477	2,524	2,555	2,578	2,618	2,659	2,699	2,413	2,475	2,484	2,533	2,580	2,610	2,633	2,673
Single	60"	2	-	3,300	3,387	3,443	3,539	3,634	3,694	3,741	3,822	3,902	3,983	3,379	3,315	3,522	3,617	3,713	3,773	3,820	3,901
Single	72"	2.5	-	3,608	3,702	3,787	3,906	4,026	4,100	4,159	4,260	4,360	4,460	3,693	3,788	3,872	3,991	4,111	4,185	4,244	4,345
Double	30"	2	-	3,207	3,330	3,350	3,445	3,541	3,600	3,648	3,729	3,808	3,889	3,308	3,429	3,450	3,546	3,641	3,701	3,749	3,829
Double	48"	4	-	3,408	3,539	3,551	3,647	3,742	3,802	3,849	3,930	4,010	4,091	3,515	3,645	3,658	3,754	3,849	3,909	3,956	4,037
Double	60"	4	-	4,772	4,953	5,059	5,250	5,441	5,560	5,655	5,815	5,976	6,136	4,921	5,103	5,208	5,399	5,590	5,709	5,804	5,964
Double	72"	5	-	5,454	5,661	5,812	6,050	6,290	6,439	6,557	6,758	6,958	7,159	5,625	5,832	5,983	6,221	6,461	6,610	6,728	6,929
WallBench*	0.6	-	-	761	781	803	831	859	876	890	914	937	960	779	799	821	848	877	894	908	931
HalfCircle	5.5	-	-	13,251	13,524	13,645	13,907	14,170	14,335	14,465	14,685	14,906	15,126	13,496	13,770	13,889	14,152	14,414	14,579	14,709	14,930
ThreeQtrCircle	8	-	-	18,708	19,101	19,281	19,662	20,045	20,284	20,473	20,794	21,116	21,436	19,061	19,453	19,634	20,015	20,397	20,637	20,826	21,147

Titan Series: Upholstered Back, Wood Seat 42" Height


Shape	Length	COM		Tufting Styles for Upholstered Back																	
		Back	Balance	Plain Back										Vertical or Horizontal Channels							
		yds.	yds.	COM	BF Vinyl	Uphol. D	Uphol. E	Uphol. F	Uphol. G	Uphol. H	Uphol. J	Uphol. K	Uphol. L	COM	BF Vinyl	Uphol. D	Uphol. E	Uphol. F	Uphol. G	Uphol. H	Uphol. J
Single	30"	1	-	2,546	2,613	2,618	2,666	2,713	2,744	2,767	2,807	2,848	2,888	2,606	2,673	2,678	2,726	2,773	2,804	2,827	2,867
Single	48"	2	-	2,829	2,903	2,900	2,948	2,996	3,026	3,049	3,089	3,130	3,170	2,896	2,970	2,967	3,016	3,063	3,093	3,116	3,156
Single	60"	2	-	3,788	3,888	3,931	4,027	4,122	4,182	4,229	4,310	4,390	4,471	3,878	3,977	4,020	4,116	4,212	4,271	4,319	4,400
Single	72"	2.5	-	4,329	4,444	4,509	4,627	4,747	4,822	4,880	4,981	5,081	5,182	4,432	4,545	4,612	4,730	4,850	4,925	4,983	5,084
Double	30"	2	-	3,681	3,821	3,824	3,920	4,015	4,075	4,122	4,203	4,283	4,364	3,797	3,936	3,940	4,035	4,131	4,191	4,238	4,319
Double	48"	4	-	4,090	4,246	4,233	4,328	4,424	4,484	4,531	4,612	4,691	4,772	4,218	4,374	4,361	4,456	4,552	4,612	4,659	4,740
Double	60"	4	-	5,727	5,944	6,013	6,204	6,396	6,514	6,610	6,769	6,930	7,091	5,905	6,124	6,192	6,383	6,574	6,693	6,788	6,948
Double	72"	5	-	6,545	6,794	6,903	7,141	7,380	7,530	7,648	7,849	8,049	8,250	6,749	6,998	7,107	7,346	7,585	7,734	7,853	8,054
WallBench*	0.6	-	-	914	938	956	983	1,011	1,028	1,043	1,066	1,089	1,112	936	959	978	1,005	1,033	1,050	1,065	1,088
HalfCircle	5.5	-	-	15,901	16,229	16,295	16,557	16,820	16,985	17,115	17,336	17,556	17,777	16,195	16,523	16,589	16,851	17,114	17,279	17,409	17,630
ThreeQtrCircle	8	-	-	22,450	22,920	23,023	23,405	23,787	24,026	24,215	24,536	24,858	25,178	22,872	23,344	23,445	23,827	24,209	24,448	24,637	24,959

- Notes**
- * Wall Benches are priced per linear foot.
 - Pricing above represents the upholstery grade for the back and Standard Boltflex Vinyl for the seat.
 - See page 30 for grading information.
 - All booths are priced with finished ends. Wall benches, half circle and three quarter circle booths are priced with finished returns, finished ends and unfinished outside backs.

Tufting Styles for Upholstered Back



V-Shaped 2-Tone



Biscuit or Diamond Hand Tufted


Metal Leg Upgrade
Wood Leg Upgrade

Uphol. K	Uphol. L	COM	BF Vinyl	Uphol. D	Uphol. E	Uphol. F	Uphol. G	Uphol. H	Uphol. J	Uphol. K	Uphol. L	COM	BF Vinyl	Uphol. D	Uphol. E	Uphol. F	Uphol. G	Uphol. H	Uphol. J	Uphol. K	Uphol. L		
2,583	2,623	2,348	2,290	2,419	2,468	2,515	2,545	2,568	2,608	2,649	2,689	2,945	3,001	3,017	3,065	3,112	3,143	3,166	3,206	3,247	3,287	176	263
2,714	2,754	2,483	2,545	2,555	2,603	2,650	2,681	2,704	2,744	2,785	2,825	3,273	3,335	3,344	3,393	3,440	3,470	3,493	3,533	3,574	3,614	176	263
3,981	4,061	3,325	3,408	3,468	3,564	3,659	3,719	3,766	3,847	3,927	4,008	4,383	4,466	4,526	4,621	4,717	4,776	4,824	4,905	4,984	5,065	263	394
4,445	4,545	3,800	3,896	3,980	4,098	4,218	4,292	4,351	4,452	4,552	4,653	5,009	5,103	5,188	5,307	5,426	5,501	5,560	5,661	5,760	5,861	263	394
3,909	3,990	3,284	3,297	3,427	3,523	3,618	3,678	3,725	3,806	3,886	3,967	4,605	4,760	4,748	4,844	4,939	4,999	5,046	5,127	5,207	5,288	176	263
4,117	4,198	3,649	3,836	3,792	3,887	3,983	4,043	4,090	4,171	4,250	4,331	5,307	5,289	5,450	5,545	5,641	5,700	5,748	5,829	5,908	5,989	176	263
6,125	6,285	5,108	5,371	5,395	5,586	5,777	5,896	5,991	6,151	6,312	6,472	7,430	7,405	7,716	7,908	8,099	8,217	8,313	8,472	8,633	8,794	263	394
7,130	7,330	5,838	6,137	6,196	6,434	6,674	6,823	6,942	7,142	7,343	7,543	8,491	8,462	8,849	9,088	9,327	9,476	9,595	9,795	9,996	10,197	263	394
954	978	802	822	844	872	900	917	931	954	978	1,001	1,056	1,077	1,098	1,126	1,154	1,171	1,185	1,209	1,232	1,255	45	66
15,150	15,371	13,803	14,076	14,197	14,460	14,722	14,887	15,017	15,238	15,458	15,679	17,278	17,551	17,672	17,934	18,197	18,361	18,492	18,712	18,933	19,153	449	854
21,468	21,789	19,503	19,895	20,076	20,457	20,839	21,079	21,268	21,589	21,910	22,231	24,497	24,889	25,070	25,451	25,833	26,073	26,262	26,583	26,904	27,224	629	919

Tufting Styles for Upholstered Back



V-Shaped 2-Tone



Biscuit or Diamond Hand Tufted


Metal Leg Upgrade
Wood Leg Upgrade

Uphol. K	Uphol. L	COM	BF Vinyl	Uphol. D	Uphol. E	Uphol. F	Uphol. G	Uphol. H	Uphol. J	Uphol. K	Uphol. L	COM	BF Vinyl	Uphol. D	Uphol. E	Uphol. F	Uphol. G	Uphol. H	Uphol. J	Uphol. K	Uphol. L		
2,907	2,947	2,682	2,749	2,753	2,801	2,849	2,879	2,902	2,942	2,983	3,023	3,381	3,445	3,452	3,501	3,548	3,578	3,602	3,641	3,682	3,722	176	263
3,197	3,237	2,980	3,054	3,051	3,100	3,147	3,177	3,200	3,240	3,281	3,321	3,756	3,827	3,827	3,876	3,923	3,953	3,976	4,016	4,057	4,097	176	263
4,479	4,560	3,990	4,090	4,133	4,228	4,324	4,384	4,431	4,512	4,592	4,673	5,258	5,358	5,401	5,497	5,592	5,652	5,699	5,780	5,860	5,941	263	394
5,184	5,285	4,560	4,674	4,740	4,858	4,978	5,053	5,111	5,212	5,312	5,413	6,010	6,124	6,190	6,308	6,428	6,503	6,561	6,662	6,762	6,863	263	394
4,398	4,479	3,941	3,956	4,083	4,179	4,275	4,334	4,382	4,463	4,542	4,623	5,526	5,712	5,669	5,765	5,860	5,920	5,967	6,048	6,128	6,209	176	263
4,820	4,900	4,379	4,603	4,521	4,617	4,712	4,772	4,820	4,900	4,980	5,061	6,368	6,346	6,511	6,607	6,702	6,762	6,809	6,890	6,970	7,051	176	263
7,109	7,269	6,130	6,444	6,417	6,608	6,799	6,917	7,013	7,173	7,333	7,494	8,916	8,885	9,202	9,393	9,584	9,703	9,799	9,958	10,119	10,280	263	394
8,254	8,455	7,006	7,365	7,364	7,602	7,841	7,991	8,109	8,310	8,510	8,711	10,189	10,155	10,547	10,786	11,025	11,174	11,293	11,493	11,694	11,894	263	394
1,111	1,134	962	986	1,004	1,031	1,059	1,076	1,091	1,114	1,137	1,160	1,268	1,293	1,310	1,338	1,366	1,383	1,398	1,421	1,444	1,467	45	66
17,850	18,071	16,564	16,892	16,958	17,220	17,483	17,647	17,778	17,998	18,219	18,439	20,733	21,061	21,127	21,390	21,652	21,817	21,947	22,168	22,388	22,609	449	854
25,280	25,600	23,403	23,874	23,977	24,358	24,740	24,980	25,169	25,490	25,811	26,131	29,396	29,867	29,969	30,350	30,732	30,972	31,161	31,482	31,803	32,124	629	919


- 2" Square or round buttons can be added at a cost of \$53 per button
- Outside dimensions for the Half Circle booth: 48" x 90" x 48"
- Outside dimensions for the Three-Quarter Circle booth: 48" x 90" x 90" x 48"
- For custom shapes, sizes or completely custom booths, please call for pricing.
- Custom Stain: \$833 per color.

Booths


Titan Series: Wood Back, Upholstered Seat, 36" Height

Shape	Length	COM Back	COM Balance	COM		Metal Leg Upgrade	Wood Leg Upgrade
				Price	BF VINYL Price		
							
Single	30"	-	1 Yd.	2,193	2,288	176	263
Single	48"	-	1.5 Yds.	2,319	2,419	176	263
Single	60"	-	1.75 Yds.	3,248	3,387	263	394
Single	72"	-	2.5 Yds.	3,550	3,702	263	394
Double	30"	-	2 Yds.	3,138	3,330	176	263
Double	48"	-	3 Yds.	3,336	3,539	176	263
Double	60"	-	3.5 Yds.	4,670	4,953	263	394
Double	72"	-	5 Yds.	5,337	5,661	263	394
Wall Bench*	-	-	0.75 Yds.	749	781	45	66
Half Circle	-	-	5.5 Yds.	13,084	13,524	449	854
Three Qtr Circle	-	-	8 Yds.	18,467	19,101	629	919


Titan Series: Wood Back, Wood Seat, 36" Height

Shape	Length	COM Back	COM Balance	COM		Metal Leg Upgrade	Wood Leg Upgrade
				Price	Price		
							
Single	30"	-	-	2,314	-	176	263
Single	48"	-	-	2,571	-	176	263
Single	60"	-	-	3,443	-	263	394
Single	72"	-	-	3,935	-	263	394
Double	30"	-	-	3,436	-	176	263
Double	48"	-	-	3,818	-	176	263
Double	60"	-	-	5,345	-	263	394
Double	72"	-	-	6,108	-	263	394
Wall Bench*	-	-	-	831	-	45	66
Half Circle	-	-	-	14,191	-	449	854
Three Qtr Circle	-	-	-	20,059	-	629	919

Titan Series: Wood Back, Upholstered Seat, 42" Height

Shape	Length	COM Back	COM Balance	COM		Metal Leg Upgrade	Wood Leg Upgrade
				Price	BF VINYL Price		
							
Single	30"	-	1 Yd.	2,505	2,613	176	263
Single	48"	-	1.5 Yds.	2,784	2,903	176	263
Single	60"	-	1.75 Yds.	3,728	3,888	263	394
Single	72"	-	2.5 Yds.	4,260	4,444	263	394
Double	30"	-	2 Yds.	3,603	3,821	176	263
Double	48"	-	3 Yds.	4,003	4,246	176	263
Double	60"	-	3.5 Yds.	5,604	5,944	263	394
Double	72"	-	5 Yds.	6,405	6,794	263	394
Wall Bench*	-	-	0.75 Yds.	899	938	45	66
Half Circle	-	-	5.5 Yds.	15,701	16,229	449	854
Three Qtr Circle	-	-	8 Yds.	22,161	22,920	629	919




Titan Series: Wood Back, Wood Seat, 42" Height

Shape	Length	COM Back	COM Balance	COM		Metal Leg Upgrade	Wood Leg Upgrade
				Price	Price		
							
Single	30"	-	-	2,777	-	176	263
Single	48"	-	-	3,085	-	176	263
Single	60"	-	-	4,132	-	263	394
Single	72"	-	-	4,722	-	263	394
Double	30"	-	-	4,122	-	176	263
Double	48"	-	-	4,581	-	176	263
Double	60"	-	-	6,413	-	263	394
Double	72"	-	-	7,329	-	263	394
Wall Bench*	-	-	-	996	-	45	66
Half Circle	-	-	-	17,029	-	449	854
Three Qtr Circle	-	-	-	24,071	-	629	919






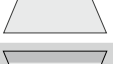
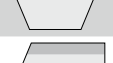




Notes

- * Wall Benches are priced per linear foot.
- Pricing above represents the upholstery grade for the back and Standard Boltflex Vinyl for the seat.
- See page 30 for grading information.
- All booths are priced with finished ends. Wall benches, half circle and three quarter circle booths are priced with finished returns, finished ends and unfinished outside backs.
- Outside dimensions for the Half Circle booth: 48" x 90" x 48"
- Outside dimensions for the Three-Quarter Circle booth: 48" x 90" x 90" x 48"
- For custom shapes, sizes or completely custom booths, please call for pricing.
- Custom Stain: \$833 per color.

Booths

Venus-Bench		Length	COM yds.	COM	BF Vinyl	Uphol. D	Uphol. E	Uphol. F	Uphol. G	Uphol. H	Uphol. J	Uphol. K	Uphol. L	Metal legs	Wood legs
		30	2 Yds.	777	875	920	1,015	1,111	1,171	1,218	1,299	1,379	1,460	176	263
		48	3 Yds.	1,036	1,167	1,252	1,394	1,537	1,628	1,698	1,819	1,939	2,059	176	263
		60	4.25 Yds.	1,296	1,458	1,600	1,803	2,006	2,133	2,233	2,405	2,575	2,745	263	394
		72	5 Yds.	1,454	1,637	1,812	2,051	2,290	2,439	2,558	2,758	2,959	3,159	263	394
Venus-Pod		Size	COM yds.	COM	BF Vinyl	Uphol. D	Uphol. E	Uphol. F	Uphol. G	Uphol. H	Uphol. J	Uphol. K	Uphol. L	Metal legs	Wood legs
		18x18"	1 Yd.	519	584	590	638	686	716	739	779	820	860	176	263
Venus-PodCast		Size	COM yds.	COM	BF Vinyl	Uphol. D	Uphol. E	Uphol. F	Uphol. G	Uphol. H	Uphol. J	Uphol. K	Uphol. L	Metal legs	Wood legs
		18x18"	1 Yd.	858	923	929	978	1,025	1,055	1,078	1,118	1,159	1,199	-	-
Notes	• See page 30 for grading information.														

Constellation Modular Seating

Shape	Length	COM Back	COM Balance	COM	BF Vinyl	Grade D	Grade E	Grade F	Grade G	Grade H	Grade J	Grade K	Grade L
 Square with Back	28"	3 Yds.	1.75 Yds.	1,295	1,388	1,728	1,955	2,182	2,409	2,636	2,862	3,089	3,316
 Square, Inside Corner	28"	5 Yds.	1.75 Yds.	1,587	1,779	2,262	2,584	2,906	3,229	3,551	3,873	4,196	4,518
 Square, Backless	60"	-	3.5 Yds.	817	925	1,176	1,343	1,510	1,677	1,844	2,012	2,179	2,346
 Rectangle, With Back	60"	6 Yds.	2.5 Yds.	2,231	2,356	2,965	3,371	3,777	4,182	4,589	4,994	5,400	5,805
 Rectangle, Backless	46"	-	5 Yds.	1,413	1,467	1,825	2,063	2,303	2,541	2,780	3,019	3,257	3,497
 Trapezoid-A	46"	3 Yds.	2.5 Yds.	2,159	2,308	2,702	2,964	3,227	3,489	3,753	4,015	4,278	4,540
 Trapezoid-B	46"	3 Yds.	2.5 Yds.	2,159	2,308	2,702	2,964	3,227	3,489	3,753	4,015	4,278	4,540
 Trapezoid-C	46"	3 Yds.	2.5 Yds.	1,918	2,067	2,461	2,724	2,986	3,249	3,512	3,775	4,037	4,300
 Trapezoid-D	46"	3 Yds.	2.5 Yds.	1,918	2,067	2,461	2,724	2,986	3,249	3,512	3,775	4,037	4,300
 Trapezoid-E	46"	3 Yds.	2.5 Yds.	1,918	2,067	2,461	2,724	2,986	3,249	3,512	3,775	4,037	4,300
 Trapezoid-F	46"	3 Yds.	2.5 Yds.	1,918	2,067	2,461	2,724	2,986	3,249	3,512	3,775	4,037	4,300

Upholstery Grades

FurnitureLab™ is happy to offer a range of upholstery options. To explore graded-in selections from Momentum®, Architex®, CF Stinson®, Mayer® and information on fabric grades, please visit our website.

Also, note that FurnitureLab™ works with many top fabric manufacturers and we can grade-in most contract materials. If you have a fabric in mind that is not shown on our website, please call us at 800-449-8677, email sales@furniturelab.com, or contact your local rep/account manager.

For information about fabric or for memo samples, please call 800-449-8677 or visit our website at FurnitureLab.com/Upholstery.

Power Units

Booth Receptacle Units

Comes pre-assembled.

Standard Double Outlet: \$469
per unit



Receptacle/USB Combination: \$571
per unit



Table Globe Unit

Includes cut out in table top

2 Power 1 USB Triple: \$345
per unit



Table Tops: Solid Surface

EverCore™ solid surface must be custom quoted.








We can use most market solid surface offerings including Samsung Staron®, Formica® Solid Surface, Corian®, LG HI-MACS®, Hanex® and Avonite®.

Please call for a quote or email sales@furniturelab.com.

Table Tops: Wood

		FiberCore™ Medium Density Fiberboard Tops	MapleView™ Maple Veneer Tops	
	Size	Seats	Plain	
Square & Rectangle	18x18"	2	224	338
	18x24"	2	224	338
	24x24"	2	224	338
	24x30"	2	248	349
	24x36"	2	295	401
	24x42"	4	329	419
	24x48"	4	350	460
	24x60"	4	382	569
	24x72"	6	477	663
	24x84"	6	691	857
	24x96"	8	732	897
	30x30"	2-4	290	458
	30x36"	2-4	345	516
	30x42"	4	362	560
	30x48"	4	403	597
	30x60"	4-6	517	748
	30x72"	6	530	800
	30x84"	6	744	1195
	30x96"	8	793	1,225
	36x36"	4	390	536
	36x42"	4	418	582
	36x48"	6	457	615
	36x60"	6	559	726
	36x72"	6	642	971
	36x84"	6-8	971	1,221
	36x96"	8	1027	1,259
	42x42"	4	459	623
	48x48"	6	530	670
Round	18"R	2	217	323
	24"R	2	252	344
	30"R	2-4	329	522
	36"R	2-4	410	545
	42"R	4-5	494	732
	48"R	5-6	549	733
	60"R	6-7	-	-
Drop Leaf	30x30"-42"R	2-4	1,231	1,505
	36x36"-51"R	4-6	1,244	1,666
	42x42"-60"R	6-7	1,500	2,044
Upgrades	Special Shape		\$116 Per Top	\$116 Per Top
	Radius Corners		\$116 Per Top	\$116 Per Top
	Grommet Hole		\$54 Per Hole	\$54 Per Hole
	Pre-Drilling		\$20 Per Base	\$20 Per Base
	Custom Stain		\$833 Per Color	\$833 Per Color

Table Tops: Wood

		TrueBlock™ Butcher Block Tops						
		Standard Edge Profiles			Designer Edge Profiles			
								
		Flat Eased	Half Bull Nose	Full Bull Nose	Beveled	Ogee	Reverse Knife	Fluted
	Size	Seats						
Square and Rectangle	18x18"	2	445			506		
	18x24"	2	445			506		
	24x24"	2	445			506		
	24x30"	2	515			580		
	24x36"	2	593			617		
	24x42"	4	607			679		
	24x48"	4	691			719		
	24x60"	4	784			868		
	24x72"	6	923			1,020		
	24x84"	6	1,185			1,286		
	24x96"	8	1,322			1,433		
	30x30"	2-4	538			603		
	30x36"	2-4	627			699		
	30x42"	4	720			744		
	30x48"	4	762			841		
	30x60"	4-6	939			1027		
	30x72"	6	1096			1199		
	30x84"	6	1,391			1,498		
	30x96"	8	1,572			1,688		
	36x36"	4	735			759		
	36x42"	4	791			868		
	36x48"	6	901			987		
	36x60"	6	1096			1194		
	36x72"	6	1193			1,294		
36x84"	6-8	1,662			1,776			
36x96"	8	1,862			1,988			
42x42"	4	926			1,012			
48x48"	6	1,161			1,167			
Round	18"R	2	359			395		
	24"R	2	471			522		
	30"R	2-4	560			612		
	36"R	2-4	757			764		
	42"R	4-5	948			1,015		
	48"R	5-6	1,182			1,200		
	60"R	6-7	1,737			1,827		
Drop Leaf	30x30"-42"R	2-4	1,610			1,672		
	36x36"-51"R	4-6	2,045			2,120		
	42x42"-60"R	6-7	2,471			2,559		
Upgrades	Special Shape		\$116 Per Top			\$116 Per Top		
	Radius Corners		\$116 Per Top			\$116 Per Top		
	Grommet Hole		\$54 Per Hole			\$54 Per Hole		
	Pre-Drilling		\$20 Per Base			\$20 Per Base		
	Custom Stain		\$833 Per Color			\$833 Per Color		

TimberLine™ Wood Edge Veneer Tops

Standard Edge Profiles



Designer Edge Profiles



		Size		Seats		
Square and Rectangle		18x18"	2		586	601
		18x24"	2		586	601
		24x24"	2		586	601
		24x30"	2		592	652
		24x36"	2		673	736
		24x42"	4		749	767
		24x48"	4		803	878
		24x60"	4		992	1,077
		24x72"	6		1,152	1,161
		24x84"	6		1,420	1,524
		24x96"	8		1,570	1,681
		30x30"	2-4		696	759
		30x36"	2-4		732	800
		30x42"	4		841	916
		30x48"	4		948	1,027
		30x60"	4-6		1,180	1,219
		30x72"	6		1,265	1,362
		30x84"	6		1,654	1,761
		30x96"	8		1,861	1,980
		36x36"	4		833	905
		36x42"	4		947	1026
		36x48"	6		1070	1153
		36x60"	6		1,257	1,346
		36x72"	6		1,452	1,552
	36x84"	6-8		1,940	2,051	
	36x96"	8		2,162	2,286	
	42x42"	4		1,086	1,171	
	48x48"	6		1,251	1,340	
Round		18"R	2		531	563
		24"R	2		679	721
		30"R	2-4		832	881
		36"R	2-4		1,059	1,117
		42"R	4-5		1,262	1,325
		48"R	5-6		1,533	1,603
		60"R	6-7		2,323	2,411
Drop Leaf		30x30"-42"R	2-4		1,717	1,779
		36x36"-51"R	4-6		2,070	2,142
		42x42"-60"R	6-7		2,565	2,655
Upgrades		Special Shape			\$116 Per Top	\$116 Per Top
		Radius Corners			\$116 Per Top	\$116 Per Top
		Grommet Hole			\$54 Per Hole	\$54 Per Hole
		Pre-Drilling			\$20 Per Base	\$20 Per Base
		Custom Stain			\$833 Per Color	\$833 Per Color

Table Tops: Laminate








		ArborEdge™ Wood Edge Laminate Tops						
		Standard Edge Profiles			Designer Edge Profiles			
								
		Flat Eased	Half Bull Nose	Full Bull Nose	Beveled	Ogee	Reverse Knife	Fluted
Square and Rectangle	Size	Seats	Standard	OpenStudio™	Graphic	Standard	OpenStudio™	Graphic
	18x18"	2	539	591	744	563	649	764
	18x24"	2	539	591	744	563	649	764
	24x24"	2	539	591	744	563	649	764
	24x30"	2	564	701	757	587	764	812
	24x36"	2	585	786	880	649	798	941
	24x42"	4	660	822	1,088	733	895	1,155
	24x48"	4	727	910	1,162	751	990	1,206
	24x60"	4	783	1,100	1,239	866	1,189	1,316
	24x72"	6	905	1,261	1,414	1,002	1,269	1,506
	24x84"	6	1,219	1,650	1,839	1,321	1,759	1,940
	24x96"	8	1,315	1,710	2,019	1,427	1,830	2,130
	30x30"	2-4	615	824	946	679	834	1,005
	30x36"	2-4	667	851	1,034	739	924	1,101
	30x42"	4	733	1,005	1,187	806	1,085	1,255
	30x48"	4	797	1,051	1,253	875	1,134	1,323
	30x60"	4-6	949	1,282	1,593	1,040	1,370	1,675
	30x72"	6	1,017	1,411	1,792	1,120	1,515	1,889
	30x84"	6	1,419	1,843	2,237	1,526	1,956	2,343
	30x96"	8	1,560	1,946	2,389	1,680	2,074	2,507
36x36"	4	715	957	1,195	788	1,035	1,225	
36x42"	4	786	1,104	1,229	865	1,189	1,299	
36x48"	6	852	1,191	1,295	933	1,282	1,371	
36x60"	6	1,013	1,372	1,649	1,110	1,471	1,740	
36x72"	6	1,181	1,604	1,935	1,198	1,714	2,034	
36x84"	6-8	1,617	2,245	2,416	1,727	2,365	2,527	
36x96"	8	1,768	2,360	2,583	1,894	2,495	2,706	
42x42"	4	1,065	1,255	1,671	1,149	1,339	1,748	
48x48"	6	1,185	1,340	1,805	1,190	1,437	1,895	
Round	18"R	2	563	624	734	529	660	715
	24"R	2	583	739	812	625	784	852
	30"R	2-4	735	932	1,020	734	986	1,068
	36"R	2-4	831	1,126	1,217	887	1,189	1,271
	42"R	4-5	1,187	1,431	1,781	1,163	1,499	1,845
	48"R	5-6	1,221	1,534	1,926	1,295	1,611	1,999
	60"R	6-7	1,625	2,496	2,644	1,713	2,591	2,731
Drop Leaf	30x30"-42"R	2-4	1,667	2,182	2,377	1,728	2,249	2,438
	36x36"-51"R	4-6	1,978	2,826	3,058	2,053	2,905	3,129
	42x42"-60"R	6-7	2,575	3,179	3,533	2,664	3,276	3,624
Upgrades	Special Shape		\$116 Per Top			\$116 Per Top		
	Radius Corners		\$116 Per Top			\$116 Per Top		
	Grommet Hole		\$54 Per Hole			\$54 Per Hole		
	Pre-Drilling		\$20 Per Base			\$20 Per Base		
	Custom Stain		\$833 Per Color			\$833 Per Color		
	Custom Graphics		-	-	\$833/design	-	-	\$833/design
	Custom Design Time		-	-	\$194/hour	-	-	\$194/hour
Notes	The above Graphic Top pricing assumes a minimum order of 4 table tops. For orders fewer than 4 tops, please call for a quote. Standard Laminate top pricing is based on our Standard Laminate Selections (catalog pp127-133). Other laminates are available, please call to confirm pricing.							

Table Tops: Laminate

			RightEdge™ PVC Edge Tops			TeeLine™ Vinyl T-Mold Edge Tops			StreamLine™ Metal Edge Tops		
	Size	Seats	Standard	OpenStudio™	Graphic	Standard	OpenStudio™	Graphic	Standard	OpenStudio™	Graphic
Square and Rectangle	18x18"	2	192	267	428	192	267	428	228	266	459
	18x24"	2	224	287	503	224	287	503	259	287	532
	24x24"	2	237	354	536	237	354	536	272	354	566
	24x30"	2	290	457	564	290	457	564	324	457	596
	24x36"	2	342	471	656	342	471	656	357	471	684
	24x42"	4	357	542	805	357	542	805	383	542	860
	24x48"	4	379	610	852	379	610	852	433	610	911
	24x60"	4	468	700	1,001	468	700	1,001	531	700	1,073
	24x72"	6	559	828	1,153	559	828	1,153	555	828	1,148
	24x84"	6	573	994	1,212	573	994	1,212	642	994	1,297
	24x96"	8	652	1,058	1,361	652	1,058	1,361	730	1,058	1,455
	30x30"	2-4	299	512	708	299	512	708	332	512	734
	30x36"	2-4	355	554	751	355	554	751	402	554	807
	30x42"	4	411	656	951	411	656	951	462	656	1,014
	30x48"	4	464	695	998	464	695	998	520	695	1,065
	30x60"	4-6	574	906	1,229	574	906	1,229	564	906	1,298
	30x72"	6	602	1,051	1,462	602	1,051	1,462	667	1,051	1,542
	30x84"	6	699	1,078	1,547	699	1,078	1,547	721	1,078	1,636
	30x96"	8	743	1,152	1,630	743	1,152	1,630	817	1,152	1,728
	36x36"	4	419	631	882	419	631	882	470	631	945
	36x42"	4	484	743	1,014	484	743	1,014	539	743	1,080
	36x48"	6	549	821	1,067	549	821	1,067	564	821	1,138
	36x60"	6	599	1,014	1,314	599	1,014	1,314	658	1,014	1,389
	36x72"	6	677	1,149	1,526	677	1,149	1,526	746	1,149	1,612
36x84"	6-8	789	1,355	1,673	789	1,355	1,673	859	1,355	1,767	
36x96"	8	799	1,445	1,682	799	1,445	1,682	878	1,445	1,787	
42x42"	4	583	1,004	1,294	583	1,004	1,294	637	1,004	1,361	
48x48"	6	632	1,043	1,344	632	1,043	1,344	695	1,043	1,419	
Round	18"R	2	185	259	467	185	259	467	222	259	500
	24"R	2	246	361	566	246	361	566	282	361	529
	30"R	2-4	307	519	670	307	519	670	337	519	697
	36"R	2-4	422	633	884	422	633	884	455	633	909
	42"R	4-5	569	991	1,281	569	991	1,281	610	991	1,335
	48"R	5-6	631	1,042	1,342	631	1,042	1,342	680	1,042	1,405
	60"R	6-7	881	1,568*	1,975*	881	1,568*	1,975*	940	1,568*	2,103*
Drop Leaf	30x30"-42"R	2-4	1,268	1,626	2,057	1,268	1,626	2,057	-	-	-
	36x36"-51"R	4-6	1,393	2,096	2,552	1,393	2,096	2,552	-	-	-
	42x42"-60"R	6-7	1,589	2,268	2,747	1,589	2,268	2,747	-	-	-
Upgrades	Special Shape		\$116 Per Top			\$116 Per Top			\$116 Per Top		
	Radius Corners		\$116 Per Top			\$116 Per Top			\$116 Per Top		
	Grommet Hole		\$54 Per Hole			\$54 Per Hole			\$54 Per Hole		
	Pre-Drilling		\$20 Per Base			\$20 Per Base			\$20 Per Base		
	Custom Graphics		-	-	\$833/design	-	-	\$833/design	-	-	\$833/design
	Custom Design Time		-	-	\$194/hour	-	-	\$194/hour	-	-	\$194/hour
Notes	The above OpenStudio™ and Graphic Top pricing assumes a minimum order of 4 table tops. For orders fewer than 4 tops, please call for a quote.										
	Standard Laminate top pricing is based on our Standard Laminate Selections (catalog pp127-133).										
	Other laminates are available, please call to confirm pricing.										
* Actual size is 58"											

Table Tops: Laminate

		EnduraCore™ Solid Phenolic Tops			NeoCast™ Urethane Edge Tops			MultiPly™ Plywood Edge Tops			
		Standard	OpenStudio™	Graphic	Standard	OpenStudio™	Graphic	Standard	OpenStudio™	Graphic	
Square and Rectangle	Size	Seats									
	18x18"	2	629	728	796	-	-	-	370	439	592
	18x24"	2	643	761	872	-	-	-	370	439	592
	24x24"	2	665	779	891	522	630	746	370	501	592
	24x30"	2	831	991	1,134	536	653	778	413	536	647
	24x36"	2	929	1,129	1,380	582	813	991	503	641	748
	24x42"	4	1,292	1,277	1,782	687	844	1,134	551	658	925
	24x48"	4	1,302	1,285	1,792	698	928	1,234	589	720	970
	24x60"	4	1,496	1,818	2,246	805	1,013	1,282	610	856	1,119
	24x72"	6	1,649	1,886	2,484	857	1,117	1,399	735	996	1,257
	24x84"	6	1,672	1,905	2,505	-	-	-	1,050	1,331	1,594
	24x96"	8	1,694	1,925	2,528	-	-	-	1,080	1,363	1,707
	30x30"	2-4	1,213	1,349	1,710	647	811	990	470	644	761
	30x36"	2-4	1,225	1,359	1,722	702	857	1,085	593	719	900
	30x42"	4	1,341	1,473	2,009	708	1,002	1,189	602	832	1,085
	30x48"	4	1,351	1,483	2,020	773	1,062	1,253	611	860	1,120
	30x60"	4-6	1,901	2,595	2,903	877	1,193	1,549	732	1,031	1,345
	30x72"	6	2,452	3,290	3,788	931	1,304	1,743	1,054	1,406	1,827
	30x84"	6	2,474	3,312	3,810	-	-	-	1,299	1,697	2,117
	30x96"	8	2,497	3,332	3,834	-	-	-	1,328	1,733	2,158
	36x36"	4	1,237	1,647	1,734	721	983	1,137	611	832	1,051
	36x42"	4	1,351	1,761	2,020	749	996	1,231	735	993	1,221
	36x48"	6	1,364	1,771	2,032	796	1,065	1,275	780	1,057	1,171
	36x60"	6	1,914	2,605	2,915	923	1,264	1,602	854	1,185	1,500
36x72"	6	2,462	3,301	3,798	1,044	1,489	1,852	1,166	1,578	1,919	
36x84"	6-8	2,484	3,321	3,820	-	-	-	1,503	2,044	2,302	
36x96"	8	2,507	3,342	3,842	-	-	-	1,533	2,084	2,347	
42x42"	4	1,633	1,871	2,469	768	1,134	1,449	786	1,104	1,411	
48x48"	6	1,656	1,891	2,490	853	1,208	1,538	825	1,147	1,472	
Round	18"R	2	678	655	839	-	-	-	383	453	575
	24"R	2	723	828	945	587	643	824	410	476	647
	30"R	2-4	1,138	1,359	1,558	718	827	972	519	638	761
	36"R	2-4	1,175	1,670	1,593	792	1,045	1,202	658	875	1,095
	42"R	4-5	1,721	1,950	2,555	842	1,197	1,518	820	1,136	1,442
	48"R	5-6	1,756	1,982	2,591	899	1,246	1,581	874	1,189	1,514
	60"R	6-7	2,484	3,045*	3,738*	998	1,694	2,015	1,239	1,920*	2,258*
Drop Leaf	30x30"-42"R	2-4	-	-	-	-	-	-	1,399	1,802	2,109
	36x36"-51"R	4-6	-	-	-	-	-	-	1,542	2,239	2,620
	42x42"-60"R	6-7	-	-	-	-	-	-	1,827	2,428	2,786
Upgrades	Special Shape		\$116 Per Top			\$116 Per Top			\$116 Per Top		
	Radius Corners		\$116 Per Top			\$116 Per Top			\$116 Per Top		
	Grommet Hole		\$54 Per Hole			\$54 Per Hole			\$54 Per Hole		
	Pre-Drilling		\$20 Per Base			\$20 Per Base			\$20 Per Base		
	Custom Stain		-			-			\$833 Per Color		
	Custom Color (Urethane)		-			Call For a Quote			-		
	Custom Graphics		-	-	\$833/design	-	-	\$833/design	-	-	\$833/design
	Custom Design Time		-	-	\$194/hour	-	-	\$194/hour	-	-	\$194/hour
Notes	NeoCast™ pricing above covers Wood Grain finishes as well as solid colors.										
	The above EnduraCore™ pricing uses a Wilsonart® Laminate and a minimum order of 6 table tops.										
	For orders fewer than 6 tops, please call for a quote.										
	The above Graphic MultiPly™ pricing assumes a minimum order of 4 table tops. For orders fewer than 4 tops, please call for a quote.										
	Standard Laminate top pricing is based on our Standard Laminate Selections (catalog pp127-133). Other laminates are available, please call to confirm pricing. * Actual size is 58"										

Table Bases



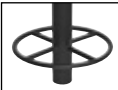


	 Classic				 Century																
	Top Size	Bases Needed	Grade 1	Grade 2	Grade 5	Bases Needed	Grade 1	Grade 2	Grade 5												
Square & Rectangle	18x18"	1	203	211	228	1	310	345	548												
	24x24"	1	203	211	228	1	310	345	548												
	24x30"	1	203	211	228	1	395	417	637												
	24x36"	1	217	225	245	1	395	417	637												
	24x42"	1	228	236	258	2 end	264	306	468												
	24x48"	1	228	236	258	2 end	264	306	468												
	24x60"	2 end	171	176	192	2 end	264	306	468												
	24x72"	2 end	171	176	192	2 end	264	306	468												
	24x84"	2 full	216	223	244	2 end	264	306	468												
	24x96"	2 full	216	223	244	2 end	264	306	468												
	30x30"	1	203	211	228	1	395	417	637												
	30x36"	1	217	225	245	1	395	417	637												
	30x42"	1	217	225	245	2 end	345	366	575												
	30x48"	2 end	171	176	192	2 end	345	366	575												
	30x60"	2 end	171	176	192	2 end	345	366	575												
	30x72"	2 end	183	188	204	2 end	345	366	575												
	30x84"	2 full	216	223	244	2 end	345	366	575												
	30x96"	2 full	216	223	244	2 end	345	366	575												
	36x36"	1	238	245	250	1	501	546	811												
	36x42"	1	228	236	258	1	501	546	811												
	36x48"	2 end	183	188	204	2 end	345	366	575												
	36x60"	2 full	228	236	258	2 end	345	366	575												
	36x72"	2 full	228	236	258	2 end	345	366	575												
	36x84"	2 full	228	236	258	2 end	345	366	575												
	36x96"	2 full	228	236	258	2 end	345	366	575												
	42x42"	1	343	353	386	1	501	546	811												
	48x48"	1	343	353	386	-	-	-	-												
	Round Tops	18"R	1	203	211	228	1	310	345	548											
24"R		1	203	211	228	1	310	345	548												
30"R		1	203	211	228	1	395	417	637												
36"R		1	238	245	250	1	501	546	811												
42"R		1	238	245	250	1	501	546	811												
48"R		1	343	353	386	1	501	546	811												
60"R		1	343	353	386	4 end	246	270	426												
Footring*		1	557	695	1,191	-	-	-	-												
Upgrades	 <p>*Foot Ring Detail. Pricing above is for bar height base w/ foot ring for a 30"R or 36"R top</p>		 <p>Welded Top Plate \$16 per base</p>		 <p>Super Leveler Glide \$16 per glide</p>		<table border="1"> <thead> <tr> <th>Grade</th> <th>Finish</th> </tr> </thead> <tbody> <tr> <td>1</td> <td>Black Wrinkle</td> </tr> <tr> <td>2</td> <td>Silvertone</td> </tr> <tr> <td>2</td> <td>White Powdercoat</td> </tr> <tr> <td>5</td> <td>Polished Chrome</td> </tr> <tr> <td>5</td> <td>Satin Chrome</td> </tr> </tbody> </table>			Grade	Finish	1	Black Wrinkle	2	Silvertone	2	White Powdercoat	5	Polished Chrome	5	Satin Chrome
	Grade	Finish																			
1	Black Wrinkle																				
2	Silvertone																				
2	White Powdercoat																				
5	Polished Chrome																				
5	Satin Chrome																				
Notes	<p>Price shown is for single bases. Multiply price by number of bases needed. For Drop-Leaf tops choose base for largest dimension.</p>																				

Table Bases



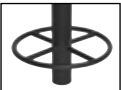


	 Trident				 Frontier																
	Top Size	Bases Needed	Grade 1	Grade 2	Grade 5	Bases Needed	Grade 1	Grade 2	Grade 5												
Square & Rectangle	18x18"	1	258	270	-	1	361	373	551												
	24x24"	1	258	270	-	1	370	391	586												
	24x30"	1	258	270	-	1	370	391	586												
	24x36"	1	315	338	-	1	422	447	642												
	24x42"	2 end	214	227	-	1	422	447	642												
	24x48"	2 end	214	227	-	1	422	447	642												
	24x60"	2 end	214	227	-	2 end	251	260	405												
	24x72"	2 end	214	227	-	2 end	251	260	405												
	24x84"	2 end	214	227	-	2 full	361	373	551												
	24x96"	2 end	214	227	-	2 full	361	373	551												
	30x30"	1	258	270	-	1	370	391	586												
	30x36"	1	315	338	-	1	422	447	642												
	30x42"	2 end	214	227	-	1	422	447	642												
	30x48"	2 end	214	227	-	2 end	251	260	405												
	30x60"	2 end	214	227	-	2 end	251	260	405												
	30x72"	2 end	214	227	-	2 end	251	260	405												
	30x84"	2 full	258	270	-	2 end	251	260	405												
	30x96"	2 full	315	338	-	2 end	251	260	405												
	36x36"	1	315	338	-	1	462	482	686												
	36x42"	2 end	214	227	-	1	462	482	686												
	36x48"	2 end	214	227	-	2 end	251	260	405												
	36x60"	2 end	214	227	-	2 end	251	260	405												
	36x72"	2 end	214	227	-	2 end	251	260	405												
	36x84"	2 full	315	338	-	2 end	251	260	405												
	36x96"	2 full	315	338	-	2 end	251	260	405												
	42x42"	-	-	-	-	1	657	689	957												
	48x48"	-	-	-	-	1**	1,302	1,363	1,896												
	Round Tops	18"R	1	258	270	-	1	361	373	551											
24"R		1	258	270	-	1	370	391	586												
30"R		1	258	270	-	1	370	391	586												
36"R		1	299	310	-	1	462	482	686												
42"R		-	-	-	-	1	462	482	686												
48"R		-	-	-	-	1	657	689	957												
60"R		-	-	-	-	1**	1,302	1,363	1,896												
Footring*		-	-	-	-	-	-	-	-												
Upgrades		 <p>*Foot Ring Detail. Pricing above is for bar height base w/ foot ring for a 30"R or 36"R top</p>		 <p>Welded Top Plate \$16 per base</p>		 <p>Super Leveler Glide \$16 per glide</p>		<table border="1"> <thead> <tr> <th>Grade</th> <th>Finish</th> </tr> </thead> <tbody> <tr> <td>1</td> <td>Black Wrinkle</td> </tr> <tr> <td>2</td> <td>Silvertone</td> </tr> <tr> <td>2</td> <td>White Powdercoat</td> </tr> <tr> <td>5</td> <td>Polished Chrome</td> </tr> <tr> <td>5</td> <td>Satin Chrome</td> </tr> </tbody> </table>			Grade	Finish	1	Black Wrinkle	2	Silvertone	2	White Powdercoat	5	Polished Chrome	5
	Grade	Finish																			
1	Black Wrinkle																				
2	Silvertone																				
2	White Powdercoat																				
5	Polished Chrome																				
5	Satin Chrome																				
Notes	<p>** This base has 5 columns Price shown is for single bases. Multiply price by number of bases needed. For Drop-Leaf tops choose base for largest dimension.</p>																				

Table Bases






	 Galaxy				 Modern																
	Top Size	Bases Needed	Grade 1	Grade 2	Grade 5	Bases Needed	Grade 1	Grade 2	Grade 5												
Square & Rectangle	18x18"	1	236	246	440	1	252	264	277												
	24x24"	1	236	246	440	1	252	264	277												
	24x30"	1	249	268	542	1	252	264	277												
	24x36"	1	288	302	575	1	311	321	350												
	24x42"	1	288	302	575	1	323	333	364												
	24x48"	1	288	302	575	1	323	333	364												
	24x60"	2 end	225	237	378	2 full	252	264	277												
	24x72"	2 end	225	237	378	2 full	252	264	277												
	24x84"	2 end	225	237	378	2 full	252	264	277												
	24x96"	2 end	225	237	378	2 full	252	264	277												
	30x30"	1	249	268	542	1	252	264	277												
	30x36"	1	288	302	575	1	311	321	350												
	30x42"	1	288	302	575	1	323	333	364												
	30x48"	2 end	225	237	378	2 full	252	264	277												
	30x60"	2 end	225	237	378	2 full	252	264	277												
	30x72"	2 end	225	237	378	2 full	252	264	277												
	30x84"	2 end	225	237	378	2 full	256	264	288												
	30x96"	2 end	225	237	378	2 full	323	333	364												
	36x36"	1	306	322	570	1	323	333	364												
	36x42"	1	306	322	570	1	563	588	615												
	36x48"	1	306	322	570	1	563	588	615												
	36x60"	2 end	225	237	378	2 full	323	333	364												
	36x72"	2 end	225	237	378	2 full	323	333	364												
	36x84"	2 end	225	237	378	2 full	323	333	364												
	36x96"	2 end	225	237	378	2 full	323	333	364												
	42x42"	1	306	322	570	1	563	588	615												
	48x48"	1	306	322	570	1	563	588	615												
	Round Tops	18"R	1	236	246	440	1	252	264	277											
24"R		1	236	246	440	1	252	264	277												
30"R		1	249	268	542	1	252	264	277												
36"R		1	306	322	570	1	311	321	350												
42"R		1	306	322	570	1	563	588	615												
48"R		1	306	322	570	1	563	588	615												
60"R		1	572	572	953	1	563	588	615												
Footring*		-	-	-	-	1	664	689	1141												
Upgrades	 <p>*Foot Ring Detail. Pricing above is for bar height base w/ foot ring for a 30"R or 36"R top</p> <p>Bar Height or Custom Height Columns add \$69 per base</p>		 <p>Welded Top Plate \$16 per base</p>		 <p>Super Leveler Glide \$16 per glide</p>		<table border="1"> <thead> <tr> <th>Grade</th> <th>Finish</th> </tr> </thead> <tbody> <tr> <td>1</td> <td>Black Wrinkle</td> </tr> <tr> <td>2</td> <td>Silvertone</td> </tr> <tr> <td>2</td> <td>White Powdercoat</td> </tr> <tr> <td>5</td> <td>Polished Chrome</td> </tr> <tr> <td>5</td> <td>Satin Chrome</td> </tr> </tbody> </table>			Grade	Finish	1	Black Wrinkle	2	Silvertone	2	White Powdercoat	5	Polished Chrome	5	Satin Chrome
	Grade	Finish																			
1	Black Wrinkle																				
2	Silvertone																				
2	White Powdercoat																				
5	Polished Chrome																				
5	Satin Chrome																				
Notes	Price shown is for single bases. Multiply price by number of bases needed. For Drop-Leaf tops choose base for largest dimension.																				

Table Bases

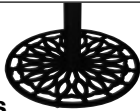




	 Parisian				 Concentric																
	Top Size	Bases Needed	Grade 1	Grade 2	Grade 5	Bases Needed	Grade 1	Grade 2	Grade 5												
Square & Rectangle	18x18"	1	370	443	780	1	315	391	776												
	24x24"	1	370	443	780	1	315	391	776												
	24x30"	1	370	443	780	1	315	391	776												
	24x36"	1	370	443	780	1	413	492	933												
	24x42"	1	391	422	748	1	413	492	933												
	24x48"	1	391	422	748	1	425	490	922												
	24x60"	2 full	349	410	736	2 full	315	391	776												
	24x72"	2 full	349	410	736	2 full	315	391	776												
	24x84"	2 full	349	410	736	2 full	315	391	776												
	24x96"	2 full	349	410	736	2 full	315	391	776												
	30x30"	1	411	470	834	1	315	391	776												
	30x36"	1	411	470	834	1	413	492	933												
	30x42"	1	411	470	834	1	425	490	922												
	30x48"	2 full	349	410	736	2 full	315	391	776												
	30x60"	2 full	349	410	736	2 full	315	391	776												
	30x72"	2 full	370	443	780	2 full	315	391	776												
	30x84"	2 full	370	443	780	2 full	425	490	922												
	30x96"	2 full	370	443	780	2 full	425	490	922												
	36x36"	1	411	470	834	1	425	490	922												
	36x42"	1	601	669	1265	1	643	713	1314												
	36x48"	1	601	669	1265	1	643	713	1314												
	36x60"	1	601	669	1265	2 full	329	403	777												
	36x72"	2 full	411	470	834	2 full	425	490	922												
	36x84"	2 full	411	470	834	2 full	425	490	922												
	36x96"	2 full	411	470	834	2 full	425	490	922												
	42x42"	1	601	669	1265	1	643	713	1314												
	48x48"	1	612	684	1272	1	643	713	1314												
	Round Tops	18"R	1	370	443	780	1	315	391	776											
24"R		1	391	456	794	1	315	391	776												
30"R		1	411	470	834	1	315	391	776												
36"R		1	601	669	1265	1	425	490	922												
42"R		1	601	669	1265	1	643	713	1314												
48"R		1	612	684	1272	1	643	713	1314												
60"R		1	711	768	1161	1	643	713	1314												
Footring*		-	-	-	-	1	713	788	1259												
Upgrades	 <p>*Foot Ring Detail. Pricing above is for bar height base w/ foot ring for a 30"R or 36"R top</p>		 <p>Welded Top Plate \$16 per base</p>		 <p>Super Leveler Glide \$16 per glide</p>		<table border="1"> <thead> <tr> <th>Grade</th> <th>Finish</th> </tr> </thead> <tbody> <tr> <td>1</td> <td>Black Wrinkle</td> </tr> <tr> <td>2</td> <td>Silvertone</td> </tr> <tr> <td>2</td> <td>White Powdercoat</td> </tr> <tr> <td>5</td> <td>Polished Chrome</td> </tr> <tr> <td>5</td> <td>Satin Chrome</td> </tr> </tbody> </table>			Grade	Finish	1	Black Wrinkle	2	Silvertone	2	White Powdercoat	5	Polished Chrome	5	Satin Chrome
	Grade	Finish																			
1	Black Wrinkle																				
2	Silvertone																				
2	White Powdercoat																				
5	Polished Chrome																				
5	Satin Chrome																				
Notes	Price shown is for single bases. Multiply price by number of bases needed. For Drop-Leaf tops choose base for largest dimension.																				

Table Bases






	 Permanent Mount					 Cantilever			
	Top Size	Bases Needed	Grade 1	Grade 2	Grade 5	Bases Needed	Grade 1	Grade 2	Grade 5
Square & Rectangle	18x18"	1	370	443	780	-	-	-	-
	24x24"	1	370	382	416	-	-	-	-
	24x30"	1	370	382	416	1	336	336	-
	24x36"	1	370	382	416	1	387	387	-
	24x42"	1	370	382	416	1	387	387	-
	24x48"	2	370	382	416	1	387	387	-
	24x60"	2	370	382	416	1*	537	550	-
	24x72"	2	370	382	416	1*	537	550	-
	24x84"	2	370	382	416	1*	537	550	-
	24x96"	3	370	382	416	1**	387	387	-
	30x30"	1	370	382	416	1	336	336	-
	30x36"	1	370	382	416	1	387	387	-
	30x42"	1	370	382	416	1	387	387	-
	30x48"	2	370	382	416	1	387	387	-
	30x60"	2	370	382	416	1*	537	550	-
	30x72"	2	370	382	416	1*	537	550	-
	30x84"	2	370	382	416	1*	537	550	-
	30x96"	3	370	382	416	1**	387	387	-
	36x36"	1	370	382	416	1	387	387	-
	36x42"	2	370	382	416	1	387	387	-
	36x48"	2	370	382	416	1*	387	387	-
	36x60"	2	370	382	416	1*	537	550	-
	36x72"	2	370	382	416	1**	387	387	-
	36x84"	2	370	382	416	-	-	-	-
	36x96"	3	370	382	416	-	-	-	-
	42x42"	1	370	382	416	-	-	-	-
	48x48"	1	-	-	-	-	-	-	-
	Round Tops	18"R	1	370	382	416	-	-	-
24"R		1	370	382	416	-	-	-	-
30"R		1	370	382	416	-	-	-	-
36"R		1	370	382	416	-	-	-	-
42"R		1	370	382	416	-	-	-	-
48"R		-	-	-	-	-	-	-	-
60"R		-	-	-	-	-	-	-	-
Footring*		-	-	-	-	-	-	-	-
Upgrades	 Welded Top Plate \$16 per base					Grade Finish			
	Bar Height or Custom Height Columns add \$69 per base					1 Black Wrinkle 2 Silvertone 2 White Powdercoat 5 Polished Chrome 5 Satin Chrome			
Notes	* Includes Pin Leg for extra support ** Additional full base needed for extra support (not included in Price) Price shown is for single bases. Multiply price by number of bases needed. For Drop-Leaf tops choose base for largest dimension.								

Table Bases

		 Horizon™					 Metro™				
Top Size	Bases Needed	Black/White/Silver	Chrome	FlipTop™ Upgrade	AeroLift™ Upgrade	Casters Upgrade	Bases Needed	Black/White/Silver	FlipTop™ Upgrade	AeroLift™ Upgrade	Casters Upgrade
18X18"	1	318	347	144	303	80	1	-	-	-	-
18X24"	1	318	347	144	303	80	1	-	-	-	-
24X24"	1	318	347	144	303	80	1	423	144	303	80
24X30"	1	324	356	144	303	80	1	423	144	303	80
24X36"	1	324	356	144	303	80	1	457	144	303	80
24X42"	2 end	389	446	155*	-	38	1	516	155*	303	80
24X48"	2 end	389	446	155*	-	38	1	580	155*	-	80
24X60"	2 end	389	446	155*	-	38	2 full	423	155*	-	80
24X72"	2 end	389	446	155*	-	38	2 full	423	155*	-	80
24X84"	3 end	541	622	CALL	-	38	2 full	423	-	-	80
24X96"	3 end	541	622	CALL	-	38	3 full	423	-	-	80
30X30"	1	329	359	144	303	80	1	423	144	303	80
30X36"	2 end	329	359	144	303	38	1	457	144	303	80
30X42"	2 end	329	359	144	-	38	1	516	144	303	80
30X48"	2 end	391	449	155*	-	38	1	580	155*	303	80
30X60"	2 end	391	449	155*	-	38	2 full	423	155*	-	80
30X72"	2 end	391	449	155*	-	38	2 full	457	155*	-	80
30X84"	2 end	507	591	125	-	38	2 full	457	-	-	80
30X96"	2 end	507	591	125	-	38	3 full	457	-	-	80
36X36"	1	343	440	144	303	80	1	457	144	303	80
36X42"	1	339	391	CALL	-	80	1	516	-	-	80
36X48"	1	339	391	CALL	-	80	1	594	-	-	80
36X60"	2 end	395	454	155*	-	38	2 full	457	155*	-	80
36X72"	2 end	395	454	155*	-	38	2 full	457	155*	-	80
36X84"	2 end	507	591	125	-	38	2 full	457	-	-	80
36X96"	2 end	507	591	125	-	38	3 full	516	-	-	80
42X42"	1	365	454	-	-	80	1	516	-	-	80
48X48****	1	562	744	-	-	80	-	-	-	-	-
42x42" Flip**	2 end	516	566	258	-	38	-	-	-	-	-
48x48" Flip**	2 end	516	566	258	-	38	-	-	-	-	-
18"R	1	318	347	144	303	80	-	-	-	-	-
24"R	1	318	347	144	303	80	1	423	144	303	80
30"R	1	323	356	144	303	80	1	423	144	303	80
36"R	1	327	378	144	303	80	1	423	144	303	80
42"R	1	328	379	144	303	80	1	457	144	303	80
48"R	1	343	440	-	-	80	1	516	-	-	80
60"R	1	492	654	-	-	80	-	-	-	-	-
48"R Flip**	2 end	516	566	258	-	38	-	-	-	-	-
60"R Flip**	2 end	516	566	258	-	38	-	-	-	-	-












Upgrades	 Foot Ring Detail add \$160 per base	 Locking Casters	 FlipTop™	 AeroLift™	Bar Height: add \$53 per base Coffee Table Height: add \$29 per base
	Notes Metro Base pricing above covers Round, Square or Bowed Base plate. *Price includes bar to connect the release levers of the two FlipTop™ mechanisms. ** Must add table top routing for nester kit: \$287 per table *** Horizon 48x48" base has four columns				

Table Bases

	 Millennium™				 MillenniumSquare™		
	Top Size	Legs Needed	Black/White/Silver	Chrome	Legs Needed	Black/White/Silver	
Square and Rectangle	18X18"	4	83	118	4	160	
	18X24"	4	83	118	4	160	
	24X24"	4	83	118	4	160	
	24X30"	4	83	118	4	160	
	24X36"	4	83	118	4	160	
	24X42"	4	83	118	4	160	
	24X48"	4	83	118	4	160	
	24X60"	4	83	118	4	160	
	24X72"	4	83	118	4	160	
	24X84"	4	83	118	6	160	
	24X96"	4	83	118	6	160	
	30X30"	4	83	118	4	160	
	30X36"	4	83	118	4	160	
	30X42"	4	83	118	4	160	
	30X48"	4	83	118	4	160	
	30X60"	4	83	118	4	160	
	30X72"	4	83	118	4	160	
	30X84"	4	83	118	6	160	
	30X96"	4	83	118	6	160	
	36X36"	4	83	118	4	160	
	36X42"	4	83	118	4	160	
	36X48"	4	83	118	4	160	
	36X60"	4	83	118	4	160	
	36X72"	4	83	118	4	160	
	36X84"	6	83	118	6	160	
	36X96"	6	83	118	6	160	
	42X42"	4	83	118	4	160	
	48X48"	4	83	118	4	160	
	Round Tops	18"R	4	83	118	4	160
		24"R	4	83	118	4	160
		30"R	4	83	118	4	160
		36"R	4	83	118	4	160
42"R		4	83	118	4	160	
48"R		4	83	118	4	160	
60"R		5	83	118	5	160	
Upgrades	 <p>Corner Mounting Plate: add \$11 per leg</p>		 <p>Locking Casters: add \$20 per leg</p>		<p>Bar Height: add \$53 per leg</p>	<p>Coffee Table Height: add \$29 per leg</p>	
	Notes	Above pricing is for a center-mounted plate.					

Trash Receptacles

		Standard	Graphic
Trash Receptacles	Bedford 	\$1,596	\$3,115
	Bedford with Tray 	\$1,639	\$3,158
	Sommerset 	\$1,925	\$3,405
	Windsor 	\$1,949	\$3,430
Upgrade	Custom Graphic Set up: \$833 per design Casters - Set of four non-locking: \$179 Casters - Set of four, two-locking: \$190		
Notes	Door flap message choices: Push, Recycle, Thank You, or Trash. Trash receptacles may be bolted together to create larger units.		

Notes

A large grid of graph paper for taking notes, consisting of 20 columns and 30 rows of small squares.

Pricing Index

The tables below show our products listed in order of relative price from lowest to highest. This is a helpful tool when trying to find the right product within a budget, and to understand where a product falls within the spectrum of pricing.

Metal Frame Chairs

	Pricelist Page	Catalog Page
Ventura	16	43
Hammond Series	13	32-33
Belfast	10	29
Valencia	16	43
Fusion Metal Back	12	40-41
Fusion Wood Back	12	40-41
Novara	14	28
Bali	10	37
Olivia	14	14-17
Glasgow	12	42
Eclipse Series	11	30-31
Dublin	11	36
Solaris Chair	15	44
Veneto	16	10-13
Emily Series	12	27
Deco Infinity	11	38
Fairfax	12	18-21
Eclipse-XL Series	11	34
Hammond-XL Series	13	35
Solaris Arm Chair	15	44
Deco	11	39
Anaheim Chair	10	26
Anaheim Metal Arm Chair	10	26
Anaheim Wood Arm Chair	10	26

Wood Frame Chairs

	Pricelist Page	Catalog Page
Cafe Classic	10	57
Bistro Series	10	56
Preston	14	51
Franklin	12	55
Emerson	12	49
Kennedy	14	54
Hampstead	13	52
Tupelo Chair	16	53
Manchester	14	50
Emerson Arm Chair	12	49
Tripoli: Vertical Slat	16	45
Tripoli: Upholstered Back	16	45
Manhattan Chair	14	48
Salerno	14	46
Manhattan Arm Chair	14	48
Tripoli: Lattice Back	16	45
Tupelo Arm Chair	16	53
Salerno-XL	14	47

Stacking Chairs

	Pricelist Page	Catalog Page
Olivia	14	14-17
Solaris Chair	15	44
Veneto	16	10-13
Fairfax	12	18-21
Solaris Arm Chair	15	44
Anaheim Chair	10	26
Anaheim Metal Arm Chair	10	26

Pricing Index

The items below show our products listed in order of relative price from lowest to highest. This is a helpful tool when trying to find the right product within a budget, and to understand where a product falls within the spectrum of pricing.

Armchairs

	Pricelist Page	Catalog Page
Solaris Chair	15	44
Solaris Arm Chair	15	44
Emerson Arm Chair	12	49
Tripoli: Vertical Slat	16	45
Anaheim Metal Arm Chair	10	26
Tripoli: Upholstered Back	16	45
Anaheim Wood Arm Chair	10	26
Salerno	14	46
Manhattan Arm Chair	14	48
Tripoli: Lattice Back	16	45
Tupelo Arm Chair	16	53
Salerno-XL	14	47

Booths

	Pricelist Page	Catalog Page
Mercury	18-19	62
Venus	22-23, 29	64-65
Jupiter	20-21	63
Titan: Uphol. Back, Wood Seat	26-27	67
Titan: Wood Back, Wood Seat	28	67
Titan: Uphol. Back, Uphol. Seat	24-25	66
Titan: Wood Back, Uphol. Seat	28	67

Table Tops

	Pricelist Page	Catalog Page
FiberCore™ Medium Density Fiberboard Tops	31	76
RightEdge™ PVC Edge Tops	35	69
TeeLine™ T-Mold Edge Tops	35	72
StreamLine™ Metal Edge Tops	35	72
MapView™ Maple Veneer Tops	31	76
MultiPly™ Plywood Edge Tops	36	75
TrueBlock™ Butcher Block Tops	32	78
ArborEdge™ Wood Edge Laminate Tops	34	74
NeoCast™ Urethane Edge Tops	36	70
TimberLine™ Wood Edge Veneer Tops	33	77
EnduraCore™ Solid Phenolic Tops	36	73
EverCore™ Solid Surface Tops	30	79

Table Bases

	Pricelist Page	Catalog Page
Classic	37	125
Galaxy	39	126
Modern	39	127
Trident	38	127
Concentric	40	125
Horizon™	42	120-121, 126
Millennium-Round™	43	122
Cantilever	41	119
Frontier	38	126
Permanent Mount	41	119
Century	37	125
Parisian	40	127
Metro	42	124
Millennium-Square™	43	123



FurnitureLab™

103 West Weaver Street, Carrboro, NC 27510

Call: 800.449.8677

Phone: 919.913.0270

Web: FurnitureLab.com

Fax: 919.913.0271