

LACASSE

Office Furniture Solutions



C.I.T.É. > Price Book > USA > January 2017



OFFICE

FURNITURE

SOLUTIONS

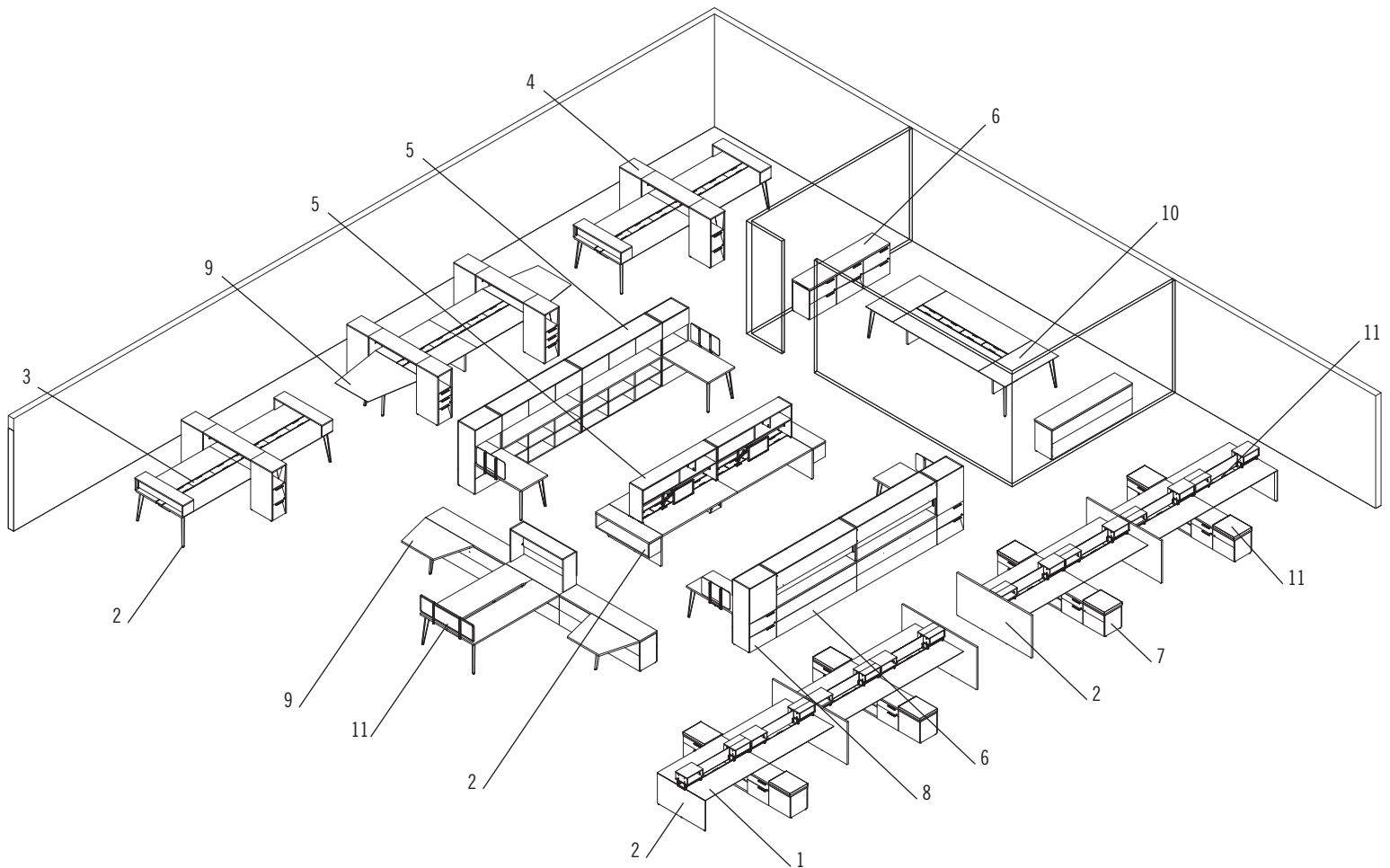


Best of NeoCon Gold Award Winner – Furniture Systems Category – June 2010

Best of NeoCon Gold Award Winner – Furniture Systems Enhancements Category – June 2015

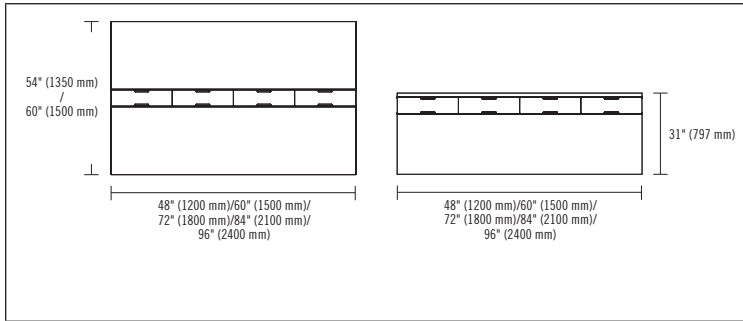
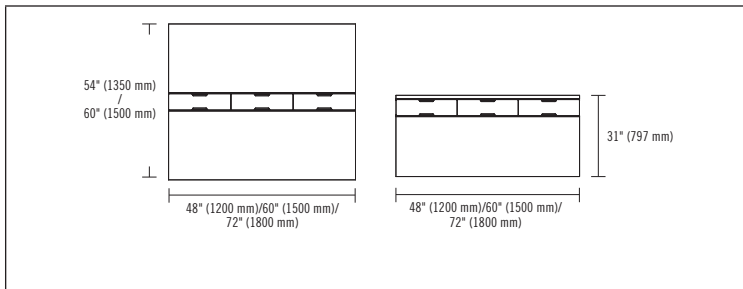
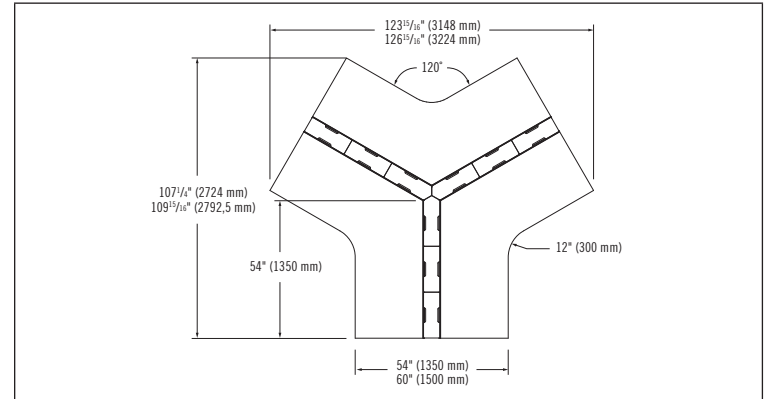
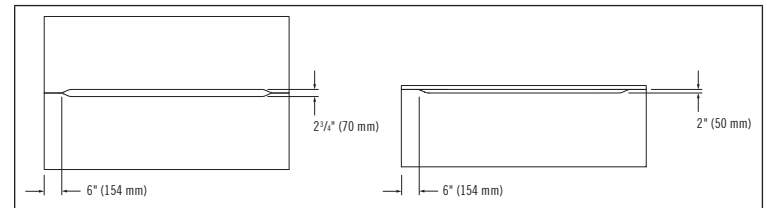
TABLE OF CONTENTS

SURFACES: / SINGLE-SIDED, DOUBLE-SIDED, 120° / WITH OR WITHOUT RACEWAY ...	3	ELECTRICITY	9
STORAGE MODULES: / HUTCHES / BOOKCASES / RAILS	6	EDGEBOARDING	11
BASES: / LATERAL / CENTER	7	C.I.T.É. FURNITURE SYSTEM	12
STORAGE BASE MODULES: / LATERAL / CENTER	8	SUGGESTIONS	29
ACCESSORIES: / PRIVACY, LATERAL AND SPACE END SCREENS / CUSHIONS	9	TERMS AND CONDITIONS OF SALE	31



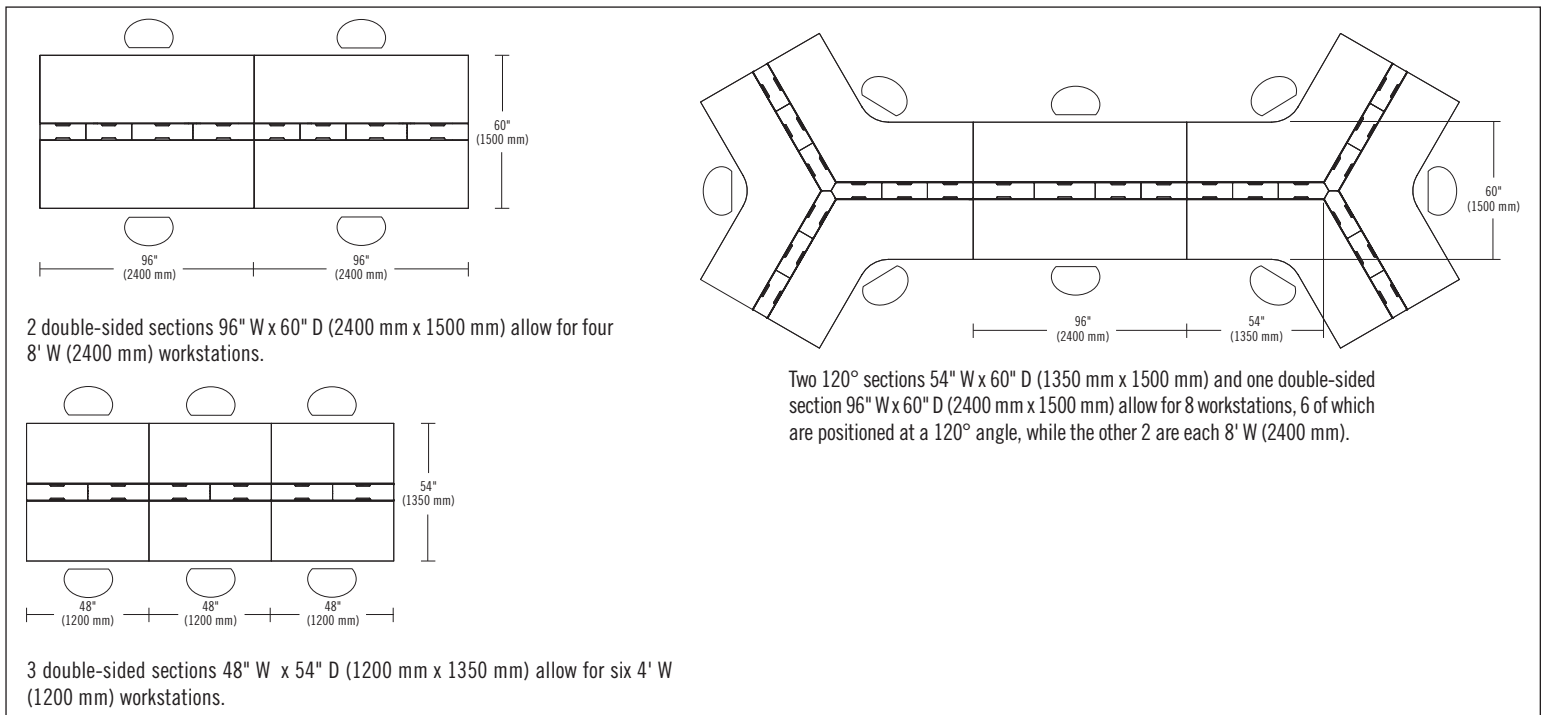
C.I.T.É. is an office furniture system designed to facilitate collaboration and interaction between users in a teamwork environment. The system offers tremendous flexibility in creating open-plan workstations while also meeting the privacy needs of individual users.

1. 1½"-thick (38 mm) surface with smooth edgebanding or knife-edge, and 1"-thick (25 mm) surface with smooth edgebanding.
2. Bases available in metal, laminate, laminate with acrylic insert and, in certain models, integrated storage modules.
3. Wire management raceways with translucent acrylic (T, Y) covers.
4. Storage base modules can support surfaces and serve as divider panels to ensure privacy between users.
5. Hutches are available in 3 different versions, respectively compatible with single-sided surfaces, double-sided surfaces, and 29"-tall (757 mm) storage modules.
6. Storage modules 29" (757 mm) tall, for individual or shared use, offered in several combinations of utility drawers, filing drawers and open compartments.
7. Storage modules 21" (561 mm) tall, for individual or shared use, offered in several combinations of utility drawers, filing drawers and open compartments.
8. Return surfaces and return surfaces combined with storage modules are compatible with mobile pedestals, modesty panels and end screens.
9. Trapezoidal extension surfaces, compatible with double-sided surfaces and storage bases, enable the creation of collaborative work spaces.
10. Rectangular extension surfaces, compatible with double-sided surfaces, enable the creation of workstations or collaborative work spaces.
11. A range of accessories, such as end screens, divider panels, storage modules, accessory rails, surface electrical modules and cushions for 21"-tall (561 mm) storage modules.

SURFACES: / SINGLE-SIDED - DOUBLE-SIDED - 120°, EXTENSION SURFACES AND RETURN SURFACES
SINGLE-SIDED, DOUBLE-SIDED, 120°, WITH OR WITHOUT RACEWAY
Rectangular surfaces, 1 1/2" (38 mm)

Rectangular surfaces, 1" (25 mm)

120° surfaces, 1 1/2" or 1" (38 mm or 25 mm)

Surfaces without raceway, 1 1/2" or 1" (38 mm or 25 mm)

SINGLE-SIDED, DOUBLE-SIDED OR 120° SURFACES, WITH OR WITHOUT RACEWAY

- Wire management raceways come with acrylic covers.
- For 1 1/2"-thick (38 mm) surfaces, a maximum length of 24' (7.2 m) for double-sided surfaces and 16' (4.8 m) for single-sided surfaces is recommended, regardless of the number of sections. For 1"-thick (25 mm) surfaces, a maximum length of 18' (5.4 m) for both double- and single-sided surfaces is recommended, regardless of the number of sections. For all other layout scenarios, please contact Groupe Lacasse's Quotations department.

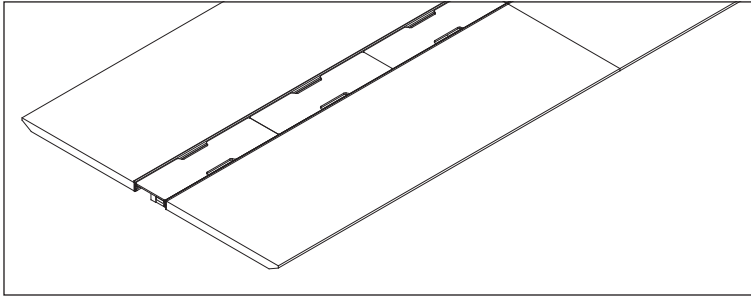
- Surfaces that include a wire management raceway are equipped with communication plates: 2 for double-sided surfaces, 1 for single-sided surfaces, and 3 for 120° surfaces.
- Surfaces without a raceway are available when projected use does not require the integration of an electrical management system into the surface. This can result in more competitively priced workstations.
- Additional plates (LGC-COM) may be ordered.

Examples of workstations:


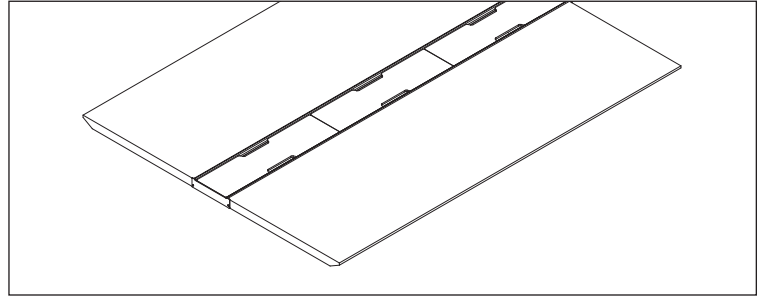


SURFACES WITH KNIFE-EDGE:

Continuous knife-edge for connecting two surfaces:

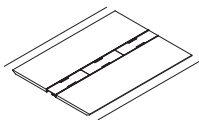


Flat edgebanding along surface edges:

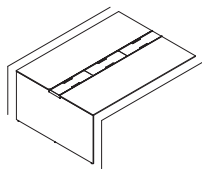


LOCATION OF KNIFE-EDGE DETAILING:

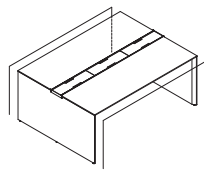
Double-sided surfaces:



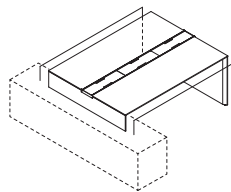
C_KNS-RCD_____



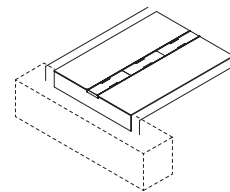
C_KNS-RCD_____RA



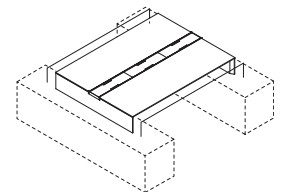
C_KNS-RCD_____A



C_KNS-RCD_____B

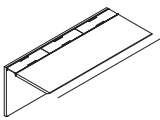


C_KNS-RCD_____RC

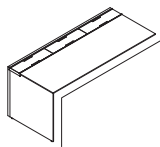


C_KNS-RCD_____C

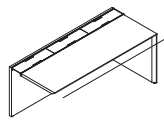
Single-sided surfaces:



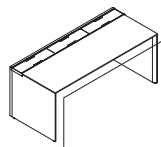
C_KNS-RCS_____



C_KNS-RCS_____RAL




C_KNS-RCS_____RAR

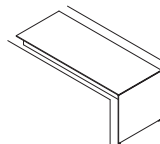


C_KNS-RCS_____A

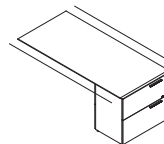
Return surfaces:



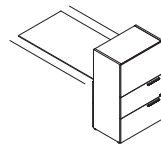
C_KN_-R_____A



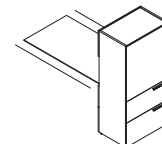
C_KNN-R_____S



C_K_-R_____ELUF
C_K_-R_____ELF
C_K_-R_____UF

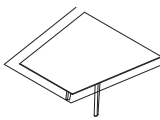


C_K_-R_____48ELUF
C_K_-R_____48ELF
C_K_-R_____48UF

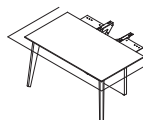


C_K_-R_____61ELUF
C_K_-R_____61ELF
C_K_-R_____61UF

Extension surfaces:



C_KN_-CEA_____



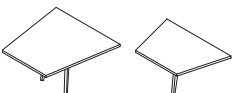
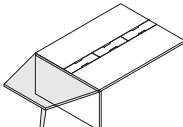
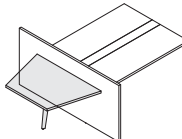
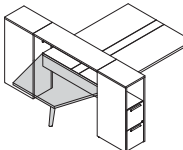
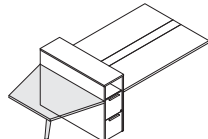
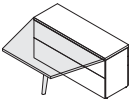

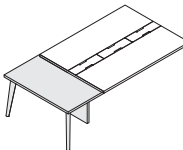
C_KN_-CE_____

Surfaces with knife-edge are compatible with all bases. Laminate bases with knife-edge are available with integrated surfaces that also have knife-edge (e.g.: C_KNS-RCD_____RA).

Extension surfaces enable knife-edge on all edges visible along a workstation's contour.



EXTENSION SURFACES

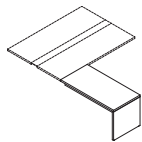
Compatibility of extension surfaces:	Surface	Center panel base	Storage center base module	Storage center base module	Credenza 29 7/8" (757 mm)
Trapezoidal extension  C_NN-CEA____	 C_NNS-RCD____ CNNNS-LED____	 CNNNS-LED9042 CNNNS-LED8442	 C_N-PRCT_48_UF C_N-PRCT_48_EFF C_N-PRCT_48_FM	 C_N-CRC_41_EUF C_N-CRC_41_EFF	 C_N-LUF____LUF C_N-LF____LF C_NN-S____S C_N-____LUF C_N-____LF C_NN-____S
Rectangular extension  C_NN-CE____	Surface  C_NNS-RCD____	TRAPEZOIDAL AND RECTANGULAR EXTENSIONS: <ul style="list-style-type: none"> • Compatible with all double-sided surfaces. • Enable the creation of a conference table or a meeting space, at one end of a work surface. • Base included. • Trapezoidal extension surfaces are also compatible with 41"-tall (1042 mm) center panel bases for double-sided surfaces; storage center bases for double-sided surfaces; and 29"-tall (757 mm) credenzas. 			

RETURN SURFACES

Return surfaces

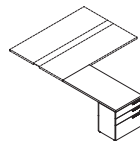


29 7/8" H (757 mm)
C_NN-R____A

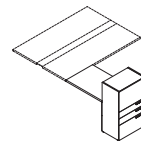


29 7/8" H (757 mm)
C_NNN-R____S

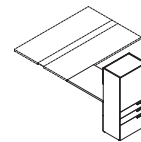
Combination return surface and storage module



29 7/8" H (757 mm)
C_N-R____ELUF
C_N-R____ELF
C_N-R____UF



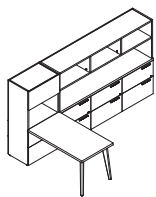
48" H (1207 mm)
C_NN-R____48ELUF
C_NN-R____48ELF
C_NN-R____48UF



61" H (1557 mm)
C_NN-R____61ELUF
C_NN-R____61ELF
C_NN-R____61UF

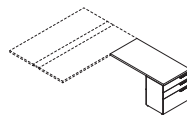
Surfaces 1 1/2"-thick (38 mm) with smooth edgbanding or knife-edge, and surfaces 1" (25 mm) thick with smooth edgbanding.

Examples of workstations:

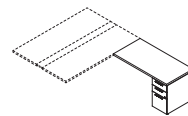


This type of return surface can be combined with 29" (757 mm) storage modules, as well as with hutches, to create 61"-tall (1557 mm) partitions for dividing an open space into several distinct areas.

- Can receive a mobile pedestal.
- C_NNN-R____S and C_KNN-R____S return surfaces integrating a laminate base are equipped with a 6"-tall (150 mm) reversible modesty panel.



DRAWERS OPEN AT THE END
C_N-R____ELUF
C_N-R____ELF



DRAWERS OPEN ON THE SIDE
C_N-R____UF

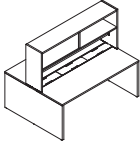


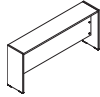
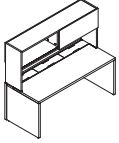


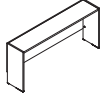
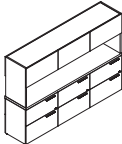
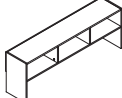
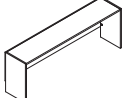
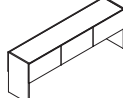
Return surfaces that combine a surface and a storage module are available with drawers located at the end of the surface, that open toward the end or onto the side.

- Return surfaces that combine a surface and a storage module are available in heights of 29" (757 mm), 48" (1207 mm) or 61" (1557 mm).



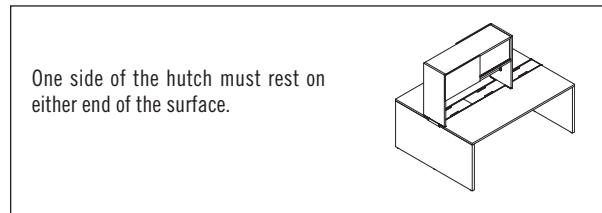
STORAGE MODULES: / HUTCHES / BOOKCASES / RAILS

HUTCHES

Hutch models	Open	Sliding door(s)	Divider	Flip-up door(s)
Double-sided surfaces 				
Single-sided surfaces 				
29 7/8" (757 mm) storage modules 				

- Mid-rise back available in translucent acrylic (T, Y), except for divider hutches.
- A divider hutch can hold a tackboard.
- 32" (800 mm) tall.

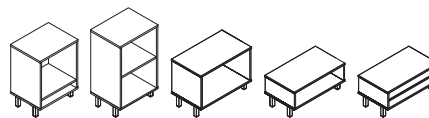
Example of proper hutch positioning:



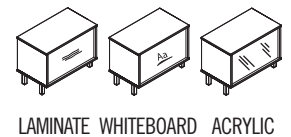
SURFACE STORAGE MODULES

- Made of 5/8" (16 mm) laminate. Legs made of anodized aluminum, 4" (100 mm) tall.
- Laminate back, in translucent acrylic (T, Y) or in a whiteboard version for erasable markers. Can hold a tackboard.
- Enable a space to be divided up, and are designed to be placed above the wire management raceway.
- Height: 11" (285 mm), 18" (450 mm), 24" (610 mm) or 30" (762 mm).

Models:

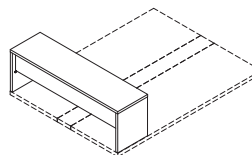


Choice of back:



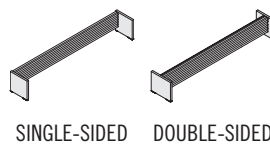
SURFACE COUNTERS

- Surface counter installs at the end or at the center of a double-sided surface.
- Counter height enables a space to be divided up and the creation of areas suitable for quick meetings.
- Made of 1"-thick (25 mm) laminate.
- Back made of translucent acrylic (T, Y) held by metal ties, Silver color (ARS).
- Height: 11" (285 mm) or 18" (450 mm).



ACCESSORY RAILS

- Accessory rails are available in single- or double-sided versions.
- Compatible with metal accessories.
- Enable the space between two workstations to be divided up.
- Designed to be positioned above the wire management raceway.
- Made of laminate, with aluminum rail and Silver finish.
- Height: 11" (285 mm).





BASES: LATERAL / CENTER

LATERAL BASES

Compatibility of lateral bases:		Montréal* Metal	Chicago** Metal	New York*** Acrylic / Laminate	Panel Laminate	Storage module panel Laminate	Storage module Laminate
Double-sided surface	C_NNS-RCD_____	CNNN_-ABD_	CNNN_-QBD_	CNNNS-CBD_	CNNNS-LED_28 CNNNS-LED_41	CNNNS-LED_06 CNNNS-LED_19	C_N_S_N-EXR_29_ _ C_N_S_N-EXR_41_ _
120° surface	C_NNS-TCAD_____	CNNN_-ABD_	CNNN_-QBD_	CNNNS-CBD_	CNNNS-LED_28	CNNNS-LED_06	C_N_S-EXR_29_ _ C_N_S-EXR_41_ _
Single-sided surface	C_NNS-RCS_____	CNNN_-ABS30_	CNNN_-QBS30_	CNNNS-CBS_30	CNNNS-LES_28 CNNNS-LES_41		
Return surfaces	C_NN_-R_____	CNNN_-AB_					

Montréal* and Chicago metal bases:**

- Available with Silver (S) or White (W) finish.
- 1 base required for each end of a table.
- Reversible for double-sided surfaces.
- Montréal base for single-sided surfaces is available in Left (L) or Right (R) models.

New York* translucent acrylic base:**

- 1½"-thick (38 mm) laminate contour.
- Choice of translucent acrylic insert (T, Y).
- Also available with laminate insert.
- 5/16" (8 mm) spacers.
- 6"-wide (150 mm) laminate contour.
- 1 base required for each end of a table.
- Reversible.

Laminate panel bases:

- 1½"-thick (38 mm) laminate panel.
- 5/16" (8 mm) spacers.
- Cantilevers included with lateral panel bases.
- 1 base required for each end of a table.
- Panel bases on storage modules must entirely rest on a 21" (561 mm) storage module.
- Reversible for double-sided surfaces.

CENTER BASES

Compatibility of center bases:		Wire management Laminate	Panel Laminate	Panel on storage module Laminate
Double-sided surface	C_NNS-RCD_____	CNNNS-LBD1212WM	CNNNS-LCD2828 CNNNS-LCD_41	CNNNS-LCD2806 CNNNS-LCD_19
Single-sided surface	C_NNS-RCS_____	CNNNS-LBS912WM	CNNNS-LCS1728 CNNNS-LCS4641	

Center bases:

- Center panel base version with minimum 13" (330 mm) clearance on either side for legs. Cantilevers and connecting plates included.
- Wire management base in laminate; simple- or double-sided. Cantilevers included.



STORAGE BASE MODULES: / LATERAL / CENTER / OTHER LOW STORAGE MODULES

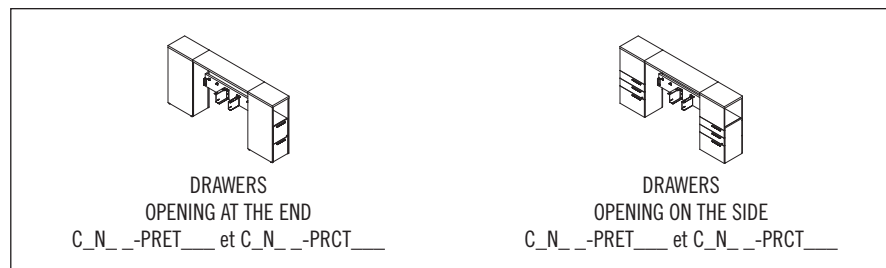
STORAGE BASE MODULES

Compatibility of storage base modules:

	Surface	Center :	2 surfaces	Surface and extension
Lateral: C_N__-PRET____				
C_N__-CRE____				

- C_N__-PRET____ and C_N__-PRCT____ products are available in 2 versions: with drawers opening at the end of the module or with drawers opening on the side of the module.

Examples of workstations:



Specifications:

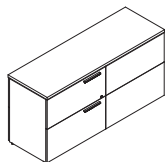
Storage bases serve to support double-sided surfaces, divide a space between users, and make possible several storage combinations. Center models are used at the junction of two surface sections, while lateral models complete a workstation at the end of a bench run.

- Mid-rise back available in translucent acrylic (T, Y) for C_N__-PRET____ and C_N__-PRCT____ products.
- Cantilevers are included with all storage bases.
- Center models are also compatible with trapezoidal extension surfaces in order to create an area conducive to meetings.

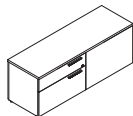
- C_N__-CRE____ and C_N__-CRC____ products are equipped with a wire management raceway that enables electric cables to be run from the floor to the surface.

STORAGE MODULE

STORAGE UNIT 29 7/8" (757 mm) OR STORAGE UNIT 29 3/8" (745 mm):



Storage module 21" (561 mm) :

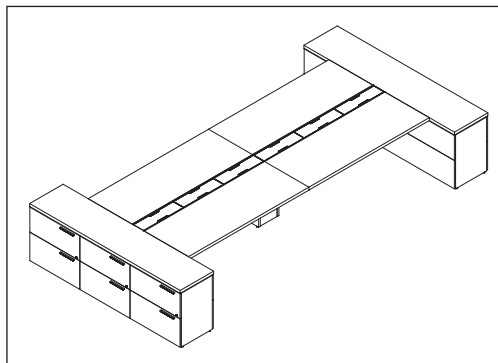


STORAGE MODULES:

- Top thickness: 1 1/2" (38 mm) or 1" (25 mm).
- Several drawer configurations available.
- Individual- or shared-use modules.
- Height: 21" (561 mm), 29 7/8" (757 mm) or 29 3/8" (745 mm).
- 29 7/8"- (757 mm) or 29 3/8"-tall (745 mm) storage modules may be joined to a double-sided surface, resting on the module back, using a set of surface support ties for storage modules (CNNNS-SURFCON). This set of supports must be ordered separately.

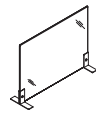
STORAGE MODULE 29 7/8" (757 mm) OR 29 3/8" (745 mm) ATTACHED TO A DOUBLE-SIDED SURFACE, USING A SET OF SURFACE SUPPORT TIES FOR STORAGE MODULES (CNNNS-SURFCON):

Example of a workstation:

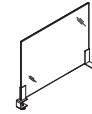


ACCESSORIES: / PRIVACY, LATERAL AND SPACE END SCREENS / CUSHIONS
PRIVACY AND LATERAL SCREENS

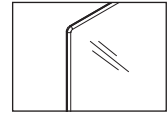
- Lateral and center dividing screens are available in 1/4"-thick (6 mm) acrylic, in 3/8"-thick (10 mm) fabric or in 1/2"-thick (12 mm) felt to establish individual work spaces.
- Choice of colors for translucent acrylic, United Chair® fabrics, and felt.
- Height: 11" (285 mm) or 18" (450 mm).



DIVIDERS



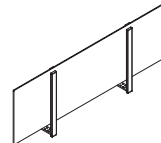
LATERAL



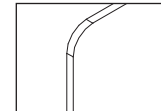
PRIVACY, LATERAL AND SPACE END SCREENS

END SCREENS

- End dividing screens are available in 1/4"-thick (6 mm) acrylic, in 3/8"-thick (10 mm) fabric or in 1/2"-thick (12 mm) felt to establish individual work spaces, from the adjacent corridor to the surface.
- Choice of colors for translucent acrylic, United Chair® fabrics, and felt. (Refer to color chart.)
- Metallic base sold separately. Enables a felt end screen to be turned into a tackboard.
- Height: 18" (450 mm).



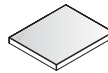
END



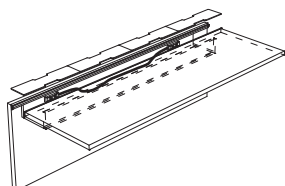
FELT END SCREENS

ACCESSORIES: / CUSHIONS
CUSHIONS:

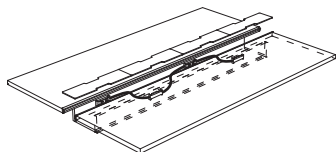
- 21"-tall (561 mm) storage modules are compatible with all cushion models, except product C_N_N_N-CU1518, which is reserved for mobile pedestal C_N_-_MP1518F.
- 2"-thick (51 mm) foam.
- Choice of United Chair® fabrics.
- Comply with *Cal. 117* standard.


ELECTRICITY: / CHARACTERISTICS / ELECTRICAL POWER FEED
CHARACTERISTICS OF THE ELECTRICAL SYSTEM

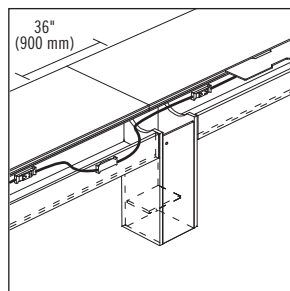
- 4 wires, 2 circuits, 20 Amps each.
- 13 double electric power outlets per circuit. Maximum of 26 double outlets of 15 Amps per power source.
- Easy to adapt, install and reconfigure.
- UL-classified wiring system.
- Cradle-to-cradle compliance with RoHS standard, available upon request.
- For installation in wire management raceways.
- Functions in all regions except Chicago and New York.
- Manufactured wiring systems are not authorized in Chicago or New York.
- So simple: just 4 different kits deliver electrical power to all single-sided, double-sided or 120° work surfaces.

HOW TO SPECIFY:


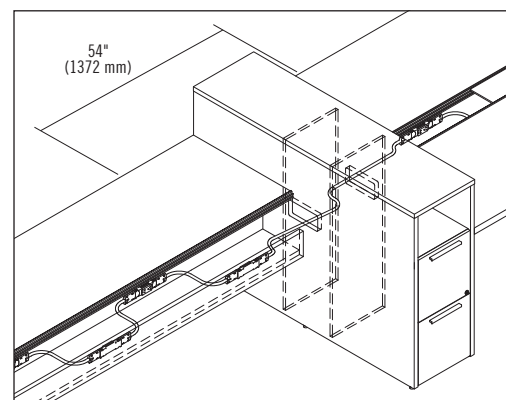
RCST3196 with LGC-4TRAC296C1



RCDT6084 with LGC-4TRAC496C2



LGC-PASS36



LGC-PASS54

STEP 1

Determine the number of users.

STEP 2

Determine each user's electrical power needs (1 or 2 double outlets per workstation meet most needs). Choose one of the 4 kits available.

Each kit must be ordered according to the surface length and the number of double outlets required.

STEP 3

Determine whether 1 or 2 circuits are required, and order the number of kits needed. The kits are comprised of double outlets and cables. Each kit includes the hardware required to attach the cables to the wire management raceway.

STEP 4

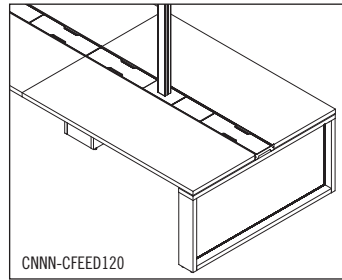
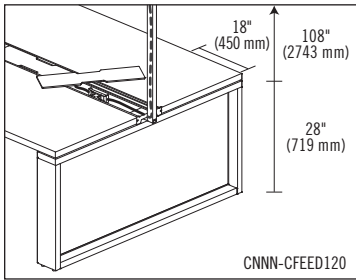
Each added surface must be connected to the adjacent surface with connecting cable LGC-PASS36, except for those arrangements where a C_N_-_CRC___ storage base is integrated between two surfaces; the latter must be connected with cable LGC-PASS54.



ELECTRICAL INFEED

There are a number of ways for bringing electrical power to surfaces, namely from a power source located in the floor, in a wall or in the ceiling.

Infeed from ceiling:



Power feed is plugged at one end of the piece of furniture or at any point along the top of the raceway. To this end, a 120"-tall (3000 mm) column is supplied, with the appropriate hardware.

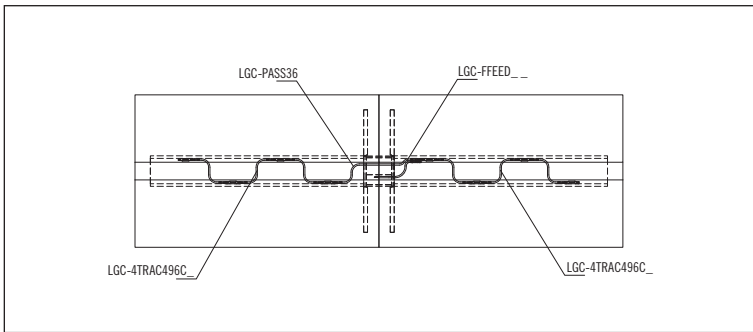
The cable is 132" (3353 mm) long, assuming the piece of furniture is 29⁷/₈" (757 mm) tall and that the first double power outlet is located 18" (450 mm) from the surface edge.

A contact plate may be installed along the wire management raceway's aluminum rails, and it can accommodate up to 4 connections.

Adapters are included.

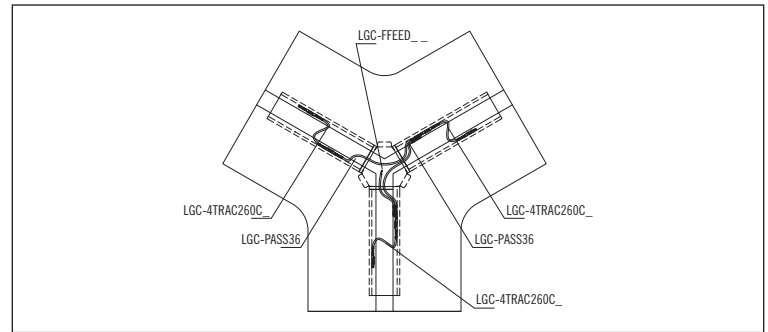
Examples of electrical specifications:

Rectangular surfaces:



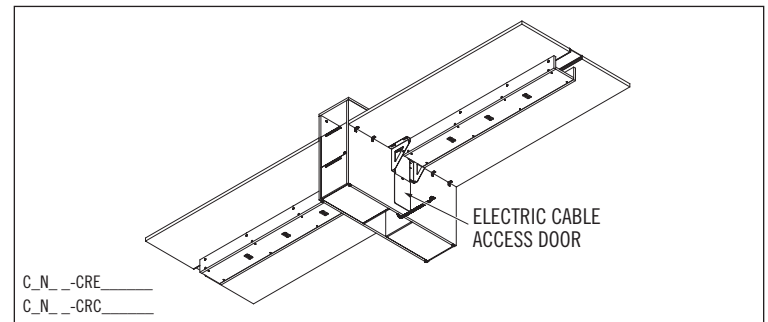
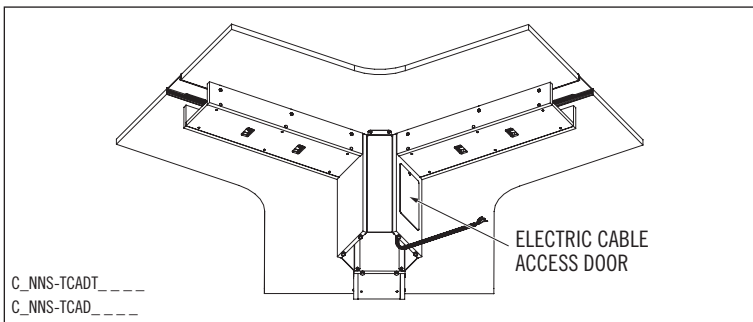
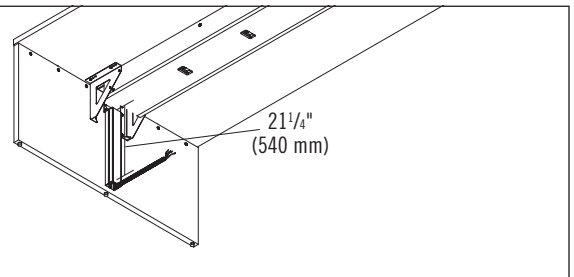
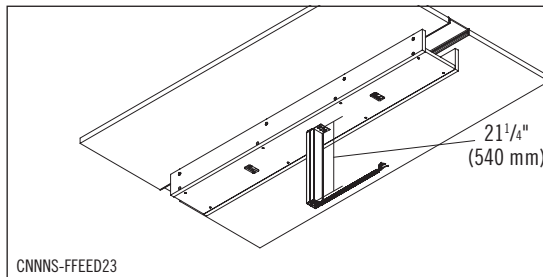
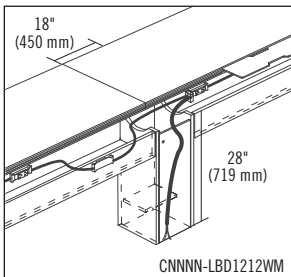
Two double-sided surfaces 60" D x 96" W (1500 mm x 2400 mm) are connected to an electric power source by the sequence of components shown in the diagram above.

120° surfaces:



120° surfaces 54" D x 60" W (1350 mm x 1500 mm) are connected to an electric power source by the sequence of components shown in the diagram above.

Infeed from floor:



The installation of the electrical feed must be carried out by a professional electrician.

Cables for floor infeed are available in lengths of 60" (1524 mm) or 72" (1829 mm), assuming the piece of furniture is 29⁷/₈" (757 mm) tall and that the first duplex is located 18" (450 mm) from the surface edge.

The center base with wire management raceway (C_NNS-LBD1212WM or C_NNS-LBS912WM) is equipped with a lockable door.

Power can be fed to: the end of the work surface; the center, thanks to the wire management raceway; the storage base equipped with a wire management raceway (C_N-CRE and C_N-CRC); the base of the 120° surface; or from any location beneath the raceway, using FFEED23 products, when the power source is in the floor.


Each electrical panel can feed 2 circuits comprising a maximum of 26 double outlets (13 per circuit).



EDGE BANDING:


Automatically applied to the top and the sides.

N Edge



1" and 1½"
(25 mm and 38 mm)
N edgebanding matches the finish specified for the surface.

K Knife Edge



1½" (38 mm)
K knife-edge available (in coordinated colors) ONLY when a wood grain or Snow (SNO) finish is specified for the surface.

CODIFICATION

Series	Options			
	Thickness	Edgebanding	High-Gloss accent	Accent
C	1 Thermofused laminate 1" (25 mm)	N Smooth edge K Knife-edge	W High-Gloss White	S Silver W White
	2 High-pressure laminate 1" (25 mm)			
	5 Thermofused laminate 1½" (38 mm)			
	6 High-pressure laminate 1½" (38 mm)			

METAL BASES:

S – Silver or **W** – White



Montréal Base



Chicago Base



New York Base

LAMINATE OR LAMINATE/ACRYLIC BASES:




SCREENS / LATERAL SCREENS:

Acrylic



T – Translucent or
Y – Sky

Felt





Several colors available.

Fabric

Several fabrics available. Refer to United Chair®'s fabric swatch cards.

SCREEN SUPPORTS, HANDLE, SURFACE ELECTRICAL MODULE:

S – Silver or **W** – White





	W x D x H (in)	W x D x H (mm)	Code	All Laminate (\$)	HPL Surfaces (\$)
Double-sided surfaces with raceway					
<i>Double-sided surfaces with wire management raceway. Translucent acrylic channel covers. 2 LGC-COM included. 1 tone only.</i>					
	72 x 60 x 1	1800 x 1500 x 25	C_NNS-RCDT6072	1,396	1,653
	60 x 60 x 1	1500 x 1500 x 25	C_NNS-RCDT6060	1,236	1,499
	48 x 60 x 1	1200 x 1500 x 25	C_NNS-RCDT6048	1,082	1,339
	72 x 54 x 1	1800 x 1350 x 25	C_NNS-RCDT5472	1,324	1,597
	60 x 54 x 1	1500 x 1350 x 25	C_NNS-RCDT5460	1,174	1,452
	48 x 54 x 1	1200 x 1350 x 25	C_NNS-RCDT5448	1,025	1,298
Specify the surface type (1, 2).					
96" to 84"	96 x 60 x 1 1/2	2400 x 1500 x 38	C_NNS-RCDT6096	2,086	2,503
	84 x 60 x 1 1/2	2100 x 1500 x 38	C_NNS-RCDT6084	1,895	2,266
	72 x 60 x 1 1/2	1800 x 1500 x 38	C_NNS-RCDT6072	1,710	2,055
	60 x 60 x 1 1/2	1500 x 1500 x 38	C_NNS-RCDT6060	1,535	1,839
	48 x 60 x 1 1/2	1200 x 1500 x 38	C_NNS-RCDT6048	1,380	1,663
	96 x 54 x 1 1/2	2400 x 1350 x 38	C_NNS-RCDT5496	2,034	2,441
	84 x 54 x 1 1/2	2100 x 1350 x 38	C_NNS-RCDT5484	1,849	2,220
	72 x 54 x 1 1/2	1800 x 1350 x 38	C_NNS-RCDT5472	1,669	1,998
	60 x 54 x 1 1/2	1500 x 1350 x 38	C_NNS-RCDT5460	1,499	1,797
	48 x 54 x 1 1/2	1200 x 1350 x 38	C_NNS-RCDT5448	1,354	1,617
Specify the surface type (5, 6).					

	W x D x H (in)	W x D x H (mm)	Code	All Laminate (\$)	HPL Surfaces (\$)
Double-sided surfaces with raceway and knife edge					
<i>Double-sided surfaces with wire management raceway. Knife edge. Translucent acrylic channel covers. 2 LGC-COM included. 1 tone only.</i>					
	96 x 60 x 1 1/2	2400 x 1500 x 38	C_KNS-RCDT6096	2,369	2,657
	84 x 60 x 1 1/2	2100 x 1500 x 38	C_KNS-RCDT6084	2,220	2,462
	72 x 60 x 1 1/2	1800 x 1500 x 38	C_KNS-RCDT6072	2,024	2,225
	60 x 60 x 1 1/2	1500 x 1500 x 38	C_KNS-RCDT6060	1,869	2,029
	48 x 60 x 1 1/2	1200 x 1500 x 38	C_KNS-RCDT6048	1,720	1,833
	96 x 54 x 1 1/2	2400 x 1350 x 38	C_KNS-RCDT5496	2,276	2,560
	84 x 54 x 1 1/2	2100 x 1350 x 38	C_KNS-RCDT5484	2,132	2,374
	72 x 54 x 1 1/2	1800 x 1350 x 38	C_KNS-RCDT5472	1,947	2,153
	60 x 54 x 1 1/2	1500 x 1350 x 38	C_KNS-RCDT5460	1,803	1,967
	48 x 54 x 1 1/2	1200 x 1350 x 38	C_KNS-RCDT5448	1,658	1,782
Specify the surface type (5, 6).					

	W x D x H (in)	W x D x H (mm)	Code	All Laminate (\$)	HPL Surfaces (\$)
Double-sided surfaces with raceway and knife edge					
<i>Double-sided surfaces with wire management raceway. Knife edge. Translucent acrylic channel covers. 1 full leg with knife edge included. 2 LGC-COM included. 1 tone only.</i>					
	96 x 60 x 29 7/8	2400 x 1500 x 757	C_KNS-RCDT6096RA	2,951	3,363
	84 x 60 x 29 7/8	2100 x 1500 x 757	C_KNS-RCDT6084RA	2,802	3,167
	72 x 60 x 29 7/8	1800 x 1500 x 757	C_KNS-RCDT6072RA	2,652	2,966
	60 x 60 x 29 7/8	1500 x 1500 x 757	C_KNS-RCDT6060RA	2,498	2,766
	48 x 60 x 29 7/8	1200 x 1500 x 757	C_KNS-RCDT6048RA	2,348	2,565
	96 x 54 x 29 7/8	2400 x 1350 x 757	C_KNS-RCDT5496RA	2,894	3,265
	84 x 54 x 29 7/8	2100 x 1350 x 757	C_KNS-RCDT5484RA	2,745	3,075
	72 x 54 x 29 7/8	1800 x 1350 x 757	C_KNS-RCDT5472RA	2,601	2,884
	60 x 54 x 29 7/8	1500 x 1350 x 757	C_KNS-RCDT5460RA	2,457	2,699
	48 x 54 x 29 7/8	1200 x 1350 x 757	C_KNS-RCDT5448RA	2,307	2,508
Specify the surface type (5, 6).					

Channel cover option, change T to: Y Sky, add \$65.

Packaged in 2 boxes.

	W x D x H (in)	W x D x H (mm)	Code	All Laminate (\$)	HPL Surfaces (\$)
Double-sided surfaces with raceway and knife edge					
<i>Double-sided surfaces with wire management raceway. Knife edge. Translucent acrylic channel covers. 2 full legs with knife edge included. 2 LGC-COM included. 1 tone only.</i>					
	96 x 60 x 29 7/8	2400 x 1500 x 757	C_KNS-RCDT6096A	3,677	4,084
	84 x 60 x 29 7/8	2100 x 1500 x 757	C_KNS-RCDT6084A	3,533	3,899
	72 x 60 x 29 7/8	1800 x 1500 x 757	C_KNS-RCDT6072A	3,394	3,713
	60 x 60 x 29 7/8	1500 x 1500 x 757	C_KNS-RCDT6060A	3,255	3,528
	48 x 60 x 29 7/8	1200 x 1500 x 757	C_KNS-RCDT6048A	3,116	3,337
	96 x 54 x 29 7/8	2400 x 1350 x 757	C_KNS-RCDT5496A	3,595	3,966
	84 x 54 x 29 7/8	2100 x 1350 x 757	C_KNS-RCDT5484A	3,461	3,785
	72 x 54 x 29 7/8	1800 x 1350 x 757	C_KNS-RCDT5472A	3,327	3,610
	60 x 54 x 29 7/8	1500 x 1350 x 757	C_KNS-RCDT5460A	3,188	3,435
	48 x 54 x 29 7/8	1200 x 1350 x 757	C_KNS-RCDT5448A	3,054	3,260
Specify the surface type (5, 6).					

Channel cover option, change T to: Y Sky, add \$65.

Packaged in 2 boxes.

	W x D x H (in)	W x D x H (mm)	Code	All Laminate (\$)	HPL Surfaces (\$)
Double-sided surfaces with raceway and knife edge					
<i>Double-sided surfaces with wire management raceway. Knife edge. Translucent acrylic channel covers. 1 small leg with knife edge included to be supported by low storage module. 2 LGC-COM included. 1 tone only.</i>					
	96 x 60 x 8	2400 x 1500 x 196	C_KNS-RCDT6096RC	2,812	3,219
	84 x 60 x 8	2100 x 1500 x 196	C_KNS-RCDT6084RC	2,663	3,023
	72 x 60 x 8	1800 x 1500 x 196	C_KNS-RCDT6072RC	2,513	2,822
	60 x 60 x 8	1500 x 1500 x 196	C_KNS-RCDT6060RC	2,364	2,627
	48 x 60 x 8	1200 x 1500 x 196	C_KNS-RCDT6048RC	2,215	2,431
	96 x 54 x 8	2400 x 1350 x 196	C_KNS-RCDT5496RC	2,766	3,126
	84 x 54 x 8	2100 x 1350 x 196	C_KNS-RCDT5484RC	2,621	2,941
	72 x 54 x 8	1800 x 1350 x 196	C_KNS-RCDT5472RC	2,477	2,755
	60 x 54 x 8	1500 x 1350 x 196	C_KNS-RCDT5460RC	2,333	2,565
	48 x 54 x 8	1200 x 1350 x 196	C_KNS-RCDT5448RC	2,189	2,379
Specify the surface type (5, 6).					

Channel cover option, change T to: Y Sky, add \$65.

96" to 72"

Packaged in 2 boxes.

	W x D x H (in)	W x D x H (mm)	Code	All Laminate (\$)	HPL Surfaces (\$)
Double-sided surfaces with raceway and knife edge					
<i>Double-sided surfaces with wire management raceway. Knife edge. Translucent acrylic channel covers. 2 small legs with knife edge included to be supported by low storage modules. 2 LGC-COM included. 1 tone only.</i>					
	96 x 60 x 8	2400 x 1500 x 196	C_KNS-RCDT6096C	3,512	3,929
	84 x 60 x 8	2100 x 1500 x 196	C_KNS-RCDT6084C	3,373	3,739
	72 x 60 x 8	1800 x 1500 x 196	C_KNS-RCDT6072C	3,229	3,548
	60 x 60 x 8	1500 x 1500 x 196	C_KNS-RCDT6060C	3,085	3,358
	48 x 60 x 8	1200 x 1500 x 196	C_KNS-RCDT6048C	2,946	3,172
	96 x 54 x 8	2400 x 1350 x 196	C_KNS-RCDT5496C	3,451	3,821
	84 x 54 x 8	2100 x 1350 x 196	C_KNS-RCDT5484C	3,311	3,641
	72 x 54 x 8	1800 x 1350 x 196	C_KNS-RCDT5472C	3,178	3,461
	60 x 54 x 8	1500 x 1350 x 196	C_KNS-RCDT5460C	3,039	3,286
	48 x 54 x 8	1200 x 1350 x 196	C_KNS-RCDT5448C	2,899	3,105
Specify the surface type (5, 6).					

Channel cover option, change T to: Y Sky, add \$65.

96" to 72"

Packaged in 2 boxes.

	W x D x H (in)	W x D x H (mm)	Code	All Laminate (\$)	HPL Surfaces (\$)
Double-sided surfaces with raceway and knife edge					
<i>Double-sided surfaces with wire management raceway. Knife edge. Translucent acrylic channel covers. 1 full leg and 1 small leg with knife edge included to be supported by low storage module. 2 LGC-COM included. 1 tone only.</i>					
	96 x 60 x 29 7/8	2400 x 1500 x 757	C_KNS-RCDT6096B	3,610	4,027
	84 x 60 x 29 7/8	2100 x 1500 x 757	C_KNS-RCDT6084B	3,466	3,837
	72 x 60 x 29 7/8	1800 x 1500 x 757	C_KNS-RCDT6072B	3,322	3,646
	60 x 60 x 29 7/8	1500 x 1500 x 757	C_KNS-RCDT6060B	3,183	3,456
	48 x 60 x 29 7/8	1200 x 1500 x 757	C_KNS-RCDT6048B	3,039	3,265

Channel cover option, change T to: Y Sky, add \$65.

Packaged in 2 boxes.

2-TONE LAMINATE APPLICATION: SHADED AREA CORRESPONDS TO THE FIRST CODE TO BE SPECIFIED. SECOND LAMINATE CODE WILL BE APPLIED TO THE REST OF THE PRODUCT.

= ASSEMBLY REQUIRED

= NOT PART OF THE QUICKSHIP PROGRAM



	W x D x H (in)	W x D x H (mm)	Code	All Laminate (\$)	HPL Surfaces (\$)
Double-sided surfaces with raceway and knife edge (cont'd)	96 x 54 x 29 ⁷ / ₈	2400 x 1350 x 757	C_KNS-RCDT5496B	3,533	3,909
	84 x 54 x 29 ⁷ / ₈	2100 x 1350 x 757	C_KNS-RCDT5484B	3,399	3,729
	72 x 54 x 29 ⁷ / ₈	1800 x 1350 x 757	C_KNS-RCDT5472B	3,260	3,548
	60 x 54 x 29 ⁷ / ₈	1500 x 1350 x 757	C_KNS-RCDT5460B	3,121	3,373
	48 x 54 x 29 ⁷ / ₈	1200 x 1350 x 757	C_KNS-RCDT5448B	2,987	3,193

Specify the surface type (5, 6).

	W x D x H (in)	W x D x H (mm)	Code	All Laminate (\$)	HPL Surfaces (\$)
Double-sided surfaces with raceway without raceway	<i>Double-sided surfaces with 2³/₄" (70 mm) space for wires between surfaces. 1 tone only.</i>				
	72 x 60 x 1	1800 x 1500 x 25	C_NNN-RCD6072	1,210	1,622
	60 x 60 x 1	1500 x 1500 x 25	C_NNN-RCD6060	999	1,354
	48 x 60 x 1	1200 x 1500 x 25	C_NNN-RCD6048	788	1,066
	72 x 54 x 1	1800 x 1350 x 25	C_NNN-RCD5472	1,138	1,545

96" to 84"

Packaged in 2 boxes.

Specify the surface type (1, 2).

96 x 60 x 1 ¹ / ₂	2400 x 1500 x 38	C_NNN-RCD6096	1,421	1,895
84 x 60 x 1 ¹ / ₂	2100 x 1500 x 38	C_NNN-RCD6084	1,385	1,736
72 x 60 x 1 ¹ / ₂	1800 x 1500 x 38	C_NNN-RCD6072	1,375	1,627
60 x 60 x 1 ¹ / ₂	1500 x 1500 x 38	C_NNN-RCD6060	1,143	1,483
48 x 60 x 1 ¹ / ₂	1200 x 1500 x 38	C_NNN-RCD6048	1,071	1,385
96 x 54 x 1 ¹ / ₂	2400 x 1350 x 38	C_NNN-RCD5496	1,370	1,823
84 x 54 x 1 ¹ / ₂	2100 x 1350 x 38	C_NNN-RCD5484	1,267	1,679
72 x 54 x 1 ¹ / ₂	1800 x 1350 x 38	C_NNN-RCD5472	1,200	1,566
60 x 54 x 1 ¹ / ₂	1500 x 1350 x 38	C_NNN-RCD5460	1,107	1,442
48 x 54 x 1 ¹ / ₂	1200 x 1350 x 38	C_NNN-RCD5448	1,045	1,334

Specify the surface type (5, 6).

	W x D x H (in)	W x D x H (mm)	Code	All Laminate (\$)	HPL Surfaces (\$)
Double-sided knife edge surfaces without raceway	<i>Double-sided surfaces with 2³/₄" (70 mm) space for wires between surfaces. Knife edge. 1 tone only.</i>				
	96 x 60 x 1 ¹ / ₂	2400 x 1500 x 38	C_KNN-RCD6096	1,797	2,245
	84 x 60 x 1 ¹ / ₂	2100 x 1500 x 38	C_KNN-RCD6084	1,669	2,060
	72 x 60 x 1 ¹ / ₂	1800 x 1500 x 38	C_KNN-RCD6072	1,540	1,875
	60 x 60 x 1 ¹ / ₂	1500 x 1500 x 38	C_KNN-RCD6060	1,411	1,689
	48 x 60 x 1 ¹ / ₂	1200 x 1500 x 38	C_KNN-RCD6048	1,282	1,504
	96 x 54 x 1 ¹ / ₂	2400 x 1350 x 38	C_KNN-RCD5496	1,720	2,117
	84 x 54 x 1 ¹ / ₂	2100 x 1350 x 38	C_KNN-RCD5484	1,597	1,947
	72 x 54 x 1 ¹ / ₂	1800 x 1350 x 38	C_KNN-RCD5472	1,478	1,777
	60 x 54 x 1 ¹ / ₂	1500 x 1350 x 38	C_KNN-RCD5460	1,354	1,607

96" to 84"

Packaged in 2 boxes.

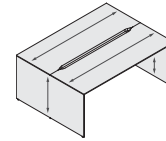
Specify the surface type (5, 6).

	W x D x H (in)	W x D x H (mm)	Code	All Laminate (\$)	HPL Surfaces (\$)
Double-sided knife edge surfaces without raceway	<i>Double-sided surfaces with 2³/₄" (70 mm) space for wires between surfaces. Knife edge. 1 full leg with knife edge included. 1 tone only.</i>				
	96 x 60 x 29 ⁷ / ₈	2400 x 1500 x 757	C_KNS-RCD6096RA	2,627	3,075
	84 x 60 x 29 ⁷ / ₈	2100 x 1500 x 757	C_KNS-RCD6084RA	2,503	2,894
	72 x 60 x 29 ⁷ / ₈	1800 x 1500 x 757	C_KNS-RCD6072RA	2,379	2,714
	60 x 60 x 29 ⁷ / ₈	1500 x 1500 x 757	C_KNS-RCD6060RA	2,256	2,539
	48 x 60 x 29 ⁷ / ₈	1200 x 1500 x 757	C_KNS-RCD6048RA	2,132	2,359
	96 x 54 x 29 ⁷ / ₈	2400 x 1350 x 757	C_KNS-RCD5496RA	2,518	2,915
	84 x 54 x 29 ⁷ / ₈	2100 x 1350 x 757	C_KNS-RCD5484RA	2,400	2,750
	72 x 54 x 29 ⁷ / ₈	1800 x 1350 x 757	C_KNS-RCD5472RA	2,287	2,585
	60 x 54 x 29 ⁷ / ₈	1500 x 1350 x 757	C_KNS-RCD5460RA	2,173	2,421

Packaged in 2 boxes.

Specify the surface type (5, 6).

	W x D x H (in)	W x D x H (mm)	Code	All Laminate (\$)	HPL Surfaces (\$)
Double-sided knife edge surfaces without raceway	<i>Double-sided surfaces with 2³/₄" (70 mm) space for wires between surfaces. Knife edge. 2 full legs with knife edge included. 1 tone only.</i>				
	96 x 60 x 29 ⁷ / ₈	2400 x 1500 x 757	C_KNS-RCD6096A	3,368	3,821
	84 x 60 x 29 ⁷ / ₈	2100 x 1500 x 757	C_KNS-RCD6084A	3,245	3,641
	72 x 60 x 29 ⁷ / ₈	1800 x 1500 x 757	C_KNS-RCD6072A	3,121	3,461
	60 x 60 x 29 ⁷ / ₈	1500 x 1500 x 757	C_KNS-RCD6060A	2,997	3,281
	48 x 60 x 29 ⁷ / ₈	1200 x 1500 x 757	C_KNS-RCD6048A	2,879	3,100
	96 x 54 x 29 ⁷ / ₈	2400 x 1350 x 757	C_KNS-RCD5496A	3,234	3,631
	84 x 54 x 29 ⁷ / ₈	2100 x 1350 x 757	C_KNS-RCD5484A	3,116	3,466
	72 x 54 x 29 ⁷ / ₈	1800 x 1350 x 757	C_KNS-RCD5472A	3,002	3,301
	60 x 54 x 29 ⁷ / ₈	1500 x 1350 x 757	C_KNS-RCD5460A	2,889	3,136



Packaged in 2 boxes.

Specify the surface type (5, 6).

	W x D x H (in)	W x D x H (mm)	Code	All Laminate (\$)	HPL Surfaces (\$)
Double-sided knife edge surfaces without raceway	<i>Double-sided surfaces with 2³/₄" (70 mm) space for wires between surfaces. Knife edge. 1 small leg with knife edge included to be supported by low storage module. 1 tone only.</i>				
	96 x 60 x 8	2400 x 1500 x 196	C_KNS-RCD6096RC	2,518	2,972
	84 x 60 x 8	2100 x 1500 x 196	C_KNS-RCD6084RC	2,400	2,791
	72 x 60 x 8	1800 x 1500 x 196	C_KNS-RCD6072RC	2,276	2,611
	60 x 60 x 8	1500 x 1500 x 196	C_KNS-RCD6060RC	2,153	2,431
	48 x 60 x 8	1200 x 1500 x 196	C_KNS-RCD6048RC	2,029	2,256
	96 x 54 x 8	2400 x 1350 x 196	C_KNS-RCD5496RC	2,426	2,822
	84 x 54 x 8	2100 x 1350 x 196	C_KNS-RCD5484RC	2,307	2,683
	72 x 54 x 8	1800 x 1350 x 196	C_KNS-RCD5472RC	2,194	2,539
	60 x 54 x 8	1500 x 1350 x 196	C_KNS-RCD5460RC	2,081	2,395

96" to 72"

Packaged in 2 boxes.

Specify the surface type (5, 6).

	W x D x H (in)	W x D x H (mm)	Code	All Laminate (\$)	HPL Surfaces (\$)
Double-sided knife edge surfaces without raceway	<i>Double-sided surfaces with 2³/₄" (70 mm) space for wires between surfaces. Knife edge. 2 small legs with knife edge included to be supported by low storage modules. 1 tone only.</i>				
	96 x 60 x 8	2400 x 1500 x 196	C_KNS-RCD6096C	3,162	3,610
	84 x 60 x 8	2100 x 1500 x 196	C_KNS-RCD6084C	3,039	3,435
	72 x 60 x 8	1800 x 1500 x 196	C_KNS-RCD6072C	2,915	3,255
	60 x 60 x 8	1500 x 1500 x 196	C_KNS-RCD6060C	2,791	3,075
	48 x 60 x 8	1200 x 1500 x 196	C_KNS-RCD6048C	2,668	2,894
	96 x 54 x 8	2400 x 1350 x 196	C_KNS-RCD5496C	3,049	3,445
	84 x 54 x 8	2100 x 1350 x 196	C_KNS-RCD5484C	2,930	3,281
	72 x 54 x 8	1800 x 1350 x 196	C_KNS-RCD5472C	2,817	3,116
	60 x 54 x 8	1500 x 1350 x 196	C_KNS-RCD5460C	2,704	2,951

96" to 72"

Packaged in 2 boxes.

Specify the surface type (5, 6).

	W x D x H (in)	W x D x H (mm)	Code	All Laminate (\$)	HPL Surfaces (\$)
Double-sided knife edge surfaces without raceway	<i>Double-sided surfaces with 2³/₄" (70 mm) space for wires between surfaces. Knife edge. 1 full leg and 1 small leg with knife edge included to be supported by low storage module. 1 tone only.</i>				
	96 x 60 x 29 ⁷ / ₈	2400 x 1500 x 757	C_KNS-RCD6096B	3,265	3,713
	84 x 60 x 29 ⁷ / ₈	2100 x 1500 x 757	C_KNS-RCD6084B	3,142	3,538
	72 x 60 x 29 ⁷ / ₈	1800 x 1500 x 757	C_KNS-RCD6072B	3,018	3,358
	60 x 60 x 29 ⁷ / ₈	1500 x 1500 x 757	C_KNS-RCD6060B	2,894	3,178
	48 x 60 x 29 ⁷ / ₈	1200 x 1500 x 757	C_KNS-RCD6048B	2,771	2,997
	96 x 54 x 29 ⁷ / ₈	2400 x 1350 x 757	C_KNS-RCD5496B	3,142	3,538
	84 x 54 x 29 ⁷ / ₈	2100 x 1350 x 757	C_KNS-RCD5484B	3,023	3,373
	72 x 54 x 29 ⁷ / ₈	1800 x 1350 x 757	C_KNS-RCD5472B	2,910	3,208
	60 x 54 x 29 ⁷ / ₈	1500 x 1350 x 757	C_KNS-RCD5460B	2,796	3,044

Packaged in 2 boxes.

Specify the surface type (5, 6).

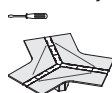
2-TONE LAMINATE APPLICATION: SHADED AREA CORRESPONDS TO THE FIRST CODE TO BE SPECIFIED. SECOND LAMINATE CODE WILL BE APPLIED TO THE REST OF THE PRODUCT.

= NOT PART OF THE QUICKSHIP PROGRAM

= ASSEMBLY REQUIRED



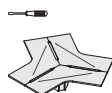
W x D x H (in)	W x D x H (mm)	Code	All Laminate (\$)	HPL Surfaces (\$)
120-degree surfaces with raceway				
<i>Surfaces with wire management raceway. Translucent acrylic channel covers. Wire management center base included. 3 LGC-COM included. 1 tone only.</i>				
60 x 54 x 29 ³ / ₈	1500 x 1350 x 745	C_NN-TCADT5460	3,734	4,743
54 x 54 x 29 ³ / ₈	1350 x 1350 x 745	C_NN-TCADT5454	3,693	4,640
Specify the surface type (1, 2). Specify accent color (S, W).				
60 x 54 x 29 ³ / ₈	1500 x 1350 x 757	C_NN-TCADT5460	4,172	5,227
54 x 54 x 29 ³ / ₈	1350 x 1350 x 757	C_NN-TCADT5454	4,105	5,099
Specify the surface type (5, 6). Specify accent color (S, W).				



Channel cover option, change T to: Y Sky, add \$88.

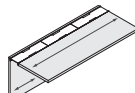
Packaged in 4 boxes.

W x D x H (in)	W x D x H (mm)	Code	All Laminate (\$)	HPL Surfaces (\$)
120-degree surfaces without raceway				
<i>Surfaces with 2³/₄" (70 mm) space for wires between surfaces. Wire management center base included. 1 tone only.</i>				
60 x 54 x 29 ³ / ₈	1500 x 1350 x 745	C_NN-TCAD5460	2,704	3,904
54 x 54 x 29 ³ / ₈	1350 x 1350 x 745	C_NN-TCAD5454	2,673	3,826
Specify the surface type (1, 2). Specify accent color (S, W).				
60 x 54 x 29 ³ / ₈	1500 x 1350 x 757	C_NN-TCAD5460	3,224	4,475
54 x 54 x 29 ³ / ₈	1350 x 1350 x 757	C_NN-TCAD5454	3,172	4,378
Specify the surface type (5, 6). Specify accent color (S, W).				



Packaged in 4 boxes.

W x D x H (in)	W x D x H (mm)	Code	All Laminate (\$)	HPL Surfaces (\$)
Single-sided surfaces with raceway				
<i>Single-sided surfaces with wire management raceway. Translucent acrylic channel covers. 1 LGC-COM included. 1 tone only.</i>				
72 x 31 x 29 ³ / ₈	1800 x 797 x 745	C_NNS-RCST3172	1,123	1,324
60 x 31 x 29 ³ / ₈	1500 x 797 x 745	C_NNS-RCST3160	1,030	1,221
48 x 31 x 29 ³ / ₈	1200 x 797 x 745	C_NNS-RCST3148	927	1,102
Specify the surface type (1, 2).				
96 x 31 x 29 ³ / ₈	2400 x 797 x 757	C_NNS-RCST3196	1,401	1,679
84 x 31 x 29 ³ / ₈	2100 x 797 x 757	C_NNS-RCST3184	1,251	1,499
72 x 31 x 29 ³ / ₈	1800 x 797 x 757	C_NNS-RCST3172	1,148	1,375
60 x 31 x 29 ³ / ₈	1500 x 797 x 757	C_NNS-RCST3160	1,056	1,262
48 x 31 x 29 ³ / ₈	1200 x 797 x 757	C_NNS-RCST3148	963	1,154
Specify the surface type (5, 6).				

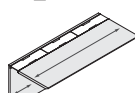


Channel cover option, change T to: Y Sky, add \$65.

96" to 84"

Packaged in 2 boxes.

W x D x H (in)	W x D x H (mm)	Code	All Laminate (\$)	HPL Surfaces (\$)
Single-sided knife edge surfaces with raceway				
<i>Single-sided surfaces with wire management raceway. Knife edge. Translucent acrylic channel covers. 1 LGC-COM included. 1 tone only.</i>				
96 x 31 x 29 ³ / ₈	2400 x 797 x 757	C_KNS-RCST3196	1,751	2,101
84 x 31 x 29 ³ / ₈	2100 x 797 x 757	C_KNS-RCST3184	1,566	1,880
72 x 31 x 29 ³ / ₈	1800 x 797 x 757	C_KNS-RCST3172	1,437	1,725
60 x 31 x 29 ³ / ₈	1500 x 797 x 757	C_KNS-RCST3160	1,318	1,581
48 x 31 x 29 ³ / ₈	1200 x 797 x 757	C_KNS-RCST3148	1,205	1,447
Specify the surface type (5, 6).				

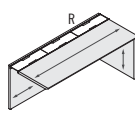
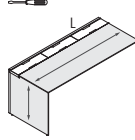


Channel cover option, change T to: Y Sky, add \$65.

96" to 84"

Packaged in 2 boxes.

W x D x H (in)	W x D x H (mm)	Code	All Laminate (\$)	HPL Surfaces (\$)
Single-sided knife edge surfaces without raceway				
<i>Single-sided surfaces with wire management raceway. Knife edge. Translucent acrylic channel covers. 1 full leg with knife edge included. 1 LGC-COM included. 1 tone only.</i>				
96 x 31 x 29 ³ / ₈	2400 x 797 x 757	C_KNS-RCST3196RA	2,112	2,534
84 x 31 x 29 ³ / ₈	2100 x 797 x 757	C_KNS-RCST3184RA	1,926	2,312
72 x 31 x 29 ³ / ₈	1800 x 797 x 757	C_KNS-RCST3172RA	1,797	2,158
60 x 31 x 29 ³ / ₈	1500 x 797 x 757	C_KNS-RCST3160RA	1,679	2,014
48 x 31 x 29 ³ / ₈	1200 x 797 x 757	C_KNS-RCST3148RA	1,566	1,880
Specify the surface type (5, 6). Choose left or right, add L or R at the end of the code.				

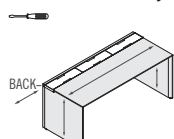


Channel cover option, change T to: Y Sky, add \$65.

96" to 72"

Packaged in 2 boxes.

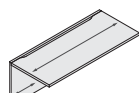
W x D x H (in)	W x D x H (mm)	Code	All Laminate (\$)	HPL Surfaces (\$)
Single-sided knife edge surfaces with raceway				
<i>Single-sided surfaces with wire management raceway. Knife edge. Translucent acrylic channel covers. 2 full legs with knife edge included. 1 LGC-COM included. 1 tone only.</i>				
96 x 31 x 29 ³ / ₈	2400 x 797 x 757	C_KNS-RCST3196A	2,369	2,724
84 x 31 x 29 ³ / ₈	2100 x 797 x 757	C_KNS-RCST3184A	2,184	2,513
72 x 31 x 29 ³ / ₈	1800 x 797 x 757	C_KNS-RCST3172A	2,055	2,364
60 x 31 x 29 ³ / ₈	1500 x 797 x 757	C_KNS-RCST3160A	1,936	2,225
48 x 31 x 29 ³ / ₈	1200 x 797 x 757	C_KNS-RCST3148A	1,823	2,096
Specify the surface type (5, 6).				



Channel cover option, change T to: Y Sky, add \$65.

Packaged in 2 boxes.

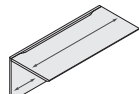
W x D x H (in)	W x D x H (mm)	Code	All Laminate (\$)	HPL Surfaces (\$)
Single-sided surfaces without raceway				
<i>Single-sided surfaces with 2" (50 mm) space for wires on the surface. 1 tone only.</i>				
72 x 31 x 29 ³ / ₈	1800 x 797 x 745	C_NNN-RCS3172	736	917
60 x 31 x 29 ³ / ₈	1500 x 797 x 745	C_NNN-RCS3160	690	839
48 x 31 x 29 ³ / ₈	1200 x 797 x 745	C_NNN-RCS3148	644	767
Specify the surface type (1, 2).				
96 x 31 x 29 ³ / ₈	2400 x 797 x 757	C_NNN-RCS3196	1,288	1,524
84 x 31 x 29 ³ / ₈	2100 x 797 x 757	C_NNN-RCS3184	1,154	1,360
72 x 31 x 29 ³ / ₈	1800 x 797 x 757	C_NNN-RCS3172	1,020	1,195
60 x 31 x 29 ³ / ₈	1500 x 797 x 757	C_NNN-RCS3160	886	1,035
48 x 31 x 29 ³ / ₈	1200 x 797 x 757	C_NNN-RCS3148	752	870
Specify the surface type (5, 6).				



96" to 84"

Packaged in 2 boxes.

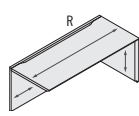
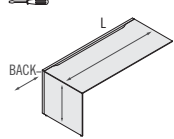
W x D x H (in)	W x D x H (mm)	Code	All Laminate (\$)	HPL Surfaces (\$)
Single-sided knife edge surfaces without raceway				
<i>Single-sided surfaces with 2" (50 mm) space for wires on the surface. Knife edge. 1 tone only.</i>				
96 x 31 x 29 ³ / ₈	2400 x 797 x 757	C_KNN-RCS3196	1,401	1,622
84 x 31 x 29 ³ / ₈	2100 x 797 x 757	C_KNN-RCS3184	1,272	1,468
72 x 31 x 29 ³ / ₈	1800 x 797 x 757	C_KNN-RCS3172	1,148	1,313
60 x 31 x 29 ³ / ₈	1500 x 797 x 757	C_KNN-RCS3160	1,035	1,164
48 x 31 x 29 ³ / ₈	1200 x 797 x 757	C_KNN-RCS3148	906	1,009
Specify the surface type (5, 6).				



96" to 84"

Packaged in 2 boxes.

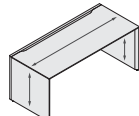
W x D x H (in)	W x D x H (mm)	Code	All Laminate (\$)	HPL Surfaces (\$)
Single-sided knife edge surfaces without raceway				
<i>Single-sided surfaces with 2" (50mm) space for wires on the surface. 1 full leg with knife edge included. 1 tone only.</i>				
96 x 31 x 29 ³ / ₈	2400 x 797 x 757	C_KNS-RCS3196RA_	1,844	2,106
84 x 31 x 29 ³ / ₈	2100 x 797 x 757	C_KNS-RCS3184RA_	1,720	1,952
72 x 31 x 29 ³ / ₈	1800 x 797 x 757	C_KNS-RCS3172RA_	1,597	1,797
60 x 31 x 29 ³ / ₈	1500 x 797 x 757	C_KNS-RCS3160RA_	1,473	1,643
48 x 31 x 29 ³ / ₈	1200 x 797 x 757	C_KNS-RCS3148RA_	1,344	1,494
Specify the surface type (5, 6). Choose left or right, add L or R at the end of the code.				



96" to 72"

Packaged in 2 boxes.

W x D x H (in)	W x D x H (mm)	Code	All Laminate (\$)	HPL Surfaces (\$)
Single-sided knife edge surfaces without raceway				
<i>Single-sided surfaces with 2" (50 mm) space for wires on the surface. 2 full legs with knife edge included. 1 tone only.</i>				
96 x 31 x 29 ³ / ₈	2400 x 797 x 757	C_KNS-RCS3196A	2,354	2,590
84 x 31 x 29 ³ / ₈	2100 x 797 x 757	C_KNS-RCS3184A	2,225	2,436
72 x 31 x 29 ³ / ₈	1800 x 797 x 757	C_KNS-RCS3172A	2,096	2,281
60 x 31 x 29 ³ / ₈	1500 x 797 x 757	C_KNS-RCS3160A	1,972	2,127
48 x 31 x 29 ³ / ₈	1200 x 797 x 757	C_KNS-RCS3148A	1,844	1,972
Specify the surface type (5, 6).				



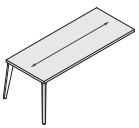
Packaged in 2 boxes.

2-TONE LAMINATE APPLICATION: SHADED AREA CORRESPONDS TO THE FIRST CODE TO BE SPECIFIED. SECOND LAMINATE CODE WILL BE APPLIED TO THE REST OF THE PRODUCT.

= ASSEMBLY REQUIRED

= NOT PART OF THE QUICKSHIP PROGRAM



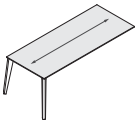
	W x D x H (in)	W x D x H (mm)	Code	All Laminate (\$)	HPL Surfaces (\$)
Return surfaces	<i>Rectangular return surfaces. Metal bases included.</i>				
	72 x 36 x 29 ³ / ₈	1800 x 900 x 745	C_NN_-R3672A	773	968
	60 x 36 x 29 ³ / ₈	1500 x 900 x 745	C_NN_-R3660A	752	912
	48 x 36 x 29 ³ / ₈	1200 x 900 x 745	C_NN_-R3648A	726	855
	72 x 30 x 29 ³ / ₈	1800 x 750 x 745	C_NN_-R3072A	752	912
	60 x 30 x 29 ³ / ₈	1500 x 750 x 745	C_NN_-R3060A	731	865
	48 x 30 x 29 ³ / ₈	1200 x 750 x 745	C_NN_-R3048A	711	814
	36 x 30 x 29 ³ / ₈	900 x 750 x 745	C_NN_-R3036A	685	767
	72 x 24 x 29 ³ / ₈	1800 x 600 x 745	C_NN_-R2472A	726	855
	60 x 24 x 29 ³ / ₈	1500 x 600 x 745	C_NN_-R2460A	711	819
	48 x 24 x 29 ³ / ₈	1200 x 600 x 745	C_NN_-R2448A	690	778
	36 x 24 x 29 ³ / ₈	900 x 600 x 745	C_NN_-R2436A	675	742

Packaged in 3 boxes.

Specify the surface type (1, 2). Specify accent color (S, W).

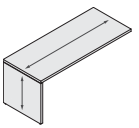
72 x 36 x 29 ³ / ₈	1800 x 900 x 757	C_NN_-R3672A	860	1,066
60 x 36 x 29 ³ / ₈	1500 x 900 x 757	C_NN_-R3660A	824	1,040
48 x 36 x 29 ³ / ₈	1200 x 900 x 757	C_NN_-R3648A	783	917
72 x 30 x 29 ³ / ₈	1800 x 750 x 757	C_NN_-R3072A	824	994
60 x 30 x 29 ³ / ₈	1500 x 750 x 757	C_NN_-R3060A	793	989
48 x 30 x 29 ³ / ₈	1200 x 750 x 757	C_NN_-R3048A	757	927
36 x 30 x 29 ³ / ₈	900 x 750 x 757	C_NN_-R3036A	726	809
72 x 24 x 29 ³ / ₈	1800 x 600 x 757	C_NN_-R2472A	788	922
60 x 24 x 29 ³ / ₈	1500 x 600 x 757	C_NN_-R2460A	762	876
48 x 24 x 29 ³ / ₈	1200 x 600 x 757	C_NN_-R2448A	731	824
36 x 24 x 29 ³ / ₈	900 x 600 x 757	C_NN_-R2436A	706	773

Specify the surface type (5, 6). Specify accent color (S, W).

	W x D x H (in)	W x D x H (mm)	Code	All Laminate (\$)	HPL Surfaces (\$)
Return surfaces, knife edge	<i>Rectangular return surfaces. Knife edge. Metal bases included.</i>				
	72 x 36 x 29 ³ / ₈	1800 x 900 x 757	C_KN_-R3672A	1,004	1,236
	60 x 36 x 29 ³ / ₈	1500 x 900 x 757	C_KN_-R3660A	968	1,164
	48 x 36 x 29 ³ / ₈	1200 x 900 x 757	C_KN_-R3648A	932	1,092
	72 x 30 x 29 ³ / ₈	1800 x 750 x 757	C_KN_-R3072A	968	1,102
	60 x 30 x 29 ³ / ₈	1500 x 750 x 757	C_KN_-R3060A	937	1,056
	48 x 30 x 29 ³ / ₈	1200 x 750 x 757	C_KN_-R3048A	906	1,025
	36 x 30 x 29 ³ / ₈	900 x 750 x 757	C_KN_-R3036A	876	989
	72 x 24 x 29 ³ / ₈	1800 x 600 x 757	C_KN_-R2472A	937	1,097
	60 x 24 x 29 ³ / ₈	1500 x 600 x 757	C_KN_-R2460A	912	1,051
	48 x 24 x 29 ³ / ₈	1200 x 600 x 757	C_KN_-R2448A	886	999
	36 x 24 x 29 ³ / ₈	900 x 600 x 757	C_KN_-R2436A	860	953

Packaged in 3 boxes.

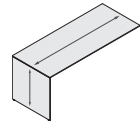
Specify the surface type (5, 6). Specify accent color (S, W).

	W x D x H (in)	W x D x H (mm)	Code	All Laminate (\$)	HPL Surfaces (\$)
Return surfaces	<i>Rectangular return surfaces. 6" small back. 1 full 1 1/2" (38 mm) leg included. Reversible. Can accommodate 1 mobile pedestal C_NNN_-MP1518F.</i>				
	72 x 36 x 29 ³ / ₈	1800 x 900 x 745	C_NNN-R3672S	670	886
	60 x 36 x 29 ³ / ₈	1500 x 900 x 745	C_NNN-R3660S	633	814
	48 x 36 x 29 ³ / ₈	1200 x 900 x 745	C_NNN-R3648S	592	736
	72 x 30 x 29 ³ / ₈	1800 x 750 x 745	C_NNN-R3072S	628	809
	60 x 30 x 29 ³ / ₈	1500 x 750 x 745	C_NNN-R3060S	592	742
	48 x 30 x 29 ³ / ₈	1200 x 750 x 745	C_NNN-R3048S	556	675
	36 x 30 x 29 ³ / ₈	900 x 750 x 745	C_NNN-R3036S	520	613
	72 x 24 x 29 ³ / ₈	1800 x 600 x 745	C_NNN-R2472S	582	726
	60 x 24 x 29 ³ / ₈	1500 x 600 x 745	C_NNN-R2460S	551	675
	48 x 24 x 29 ³ / ₈	1200 x 600 x 745	C_NNN-R2448S	520	618
	36 x 24 x 29 ³ / ₈	900 x 600 x 745	C_NNN-R2436S	489	561

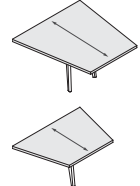
Specify the surface type (1, 2).

	W x D x H (in)	W x D x H (mm)	Code	All Laminate (\$)	HPL Surfaces (\$)
Return surfaces (cont'd)	72 x 36 x 29 ³ / ₈	1800 x 900 x 757	C_NNN-R3672S	752	948
	60 x 36 x 29 ³ / ₈	1500 x 900 x 757	C_NNN-R3660S	680	860
	48 x 36 x 29 ³ / ₈	1200 x 900 x 757	C_NNN-R3648S	603	762
	72 x 30 x 29 ³ / ₈	1800 x 750 x 757	C_NNN-R3072S	654	855
	60 x 30 x 29 ³ / ₈	1500 x 750 x 757	C_NNN-R3060S	608	773
	48 x 30 x 29 ³ / ₈	1200 x 750 x 757	C_NNN-R3048S	561	695
	36 x 30 x 29 ³ / ₈	900 x 750 x 757	C_NNN-R3036S	515	613
	72 x 24 x 29 ³ / ₈	1800 x 600 x 757	C_NNN-R2472S	597	757
	60 x 24 x 29 ³ / ₈	1500 x 600 x 757	C_NNN-R2460S	561	690
	48 x 24 x 29 ³ / ₈	1200 x 600 x 757	C_NNN-R2448S	520	628
	36 x 24 x 29 ³ / ₈	900 x 600 x 757	C_NNN-R2436S	479	561

Specify the surface type (5, 6).

	W x D x H (in)	W x D x H (mm)	Code	All Laminate (\$)	HPL Surfaces (\$)
Return surfaces, knife edge	<i>Rectangular return surfaces. 6" (150 mm) small back. Knife edge. 1 full leg included. Reversible. Can accommodate 1 mobile pedestal C_NNN_-MP1518F. 1 tone only.</i>				
	72 x 36 x 29 ³ / ₈	1800 x 900 x 757	C_KNN-R3672S	927	1,143
	60 x 36 x 29 ³ / ₈	1500 x 900 x 757	C_KNN-R3660S	881	1,056
	48 x 36 x 29 ³ / ₈	1200 x 900 x 757	C_KNN-R3648S	824	968
	72 x 30 x 29 ³ / ₈	1800 x 750 x 757	C_KNN-R3072S	870	1,051
	60 x 30 x 29 ³ / ₈	1500 x 750 x 757	C_KNN-R3060S	824	973
	48 x 30 x 29 ³ / ₈	1200 x 750 x 757	C_KNN-R3048S	778	901
	36 x 30 x 29 ³ / ₈	900 x 750 x 757	C_KNN-R3036S	736	824
	72 x 24 x 29 ³ / ₈	1800 x 600 x 757	C_KNN-R2472S	814	958
	60 x 24 x 29 ³ / ₈	1500 x 600 x 757	C_KNN-R2460S	798	891
	48 x 24 x 29 ³ / ₈	1200 x 600 x 757	C_KNN-R2448S	783	829
	36 x 24 x 29 ³ / ₈	900 x 600 x 757	C_KNN-R2436S	767	798

Specify the surface type (5, 6).

	W x D x H (in)	W x D x H (mm)	Code	All Laminate (\$)	HPL Surfaces (\$)
Trapezoidal extension surfaces	<i>Trapezoidal extension surfaces. Must be installed at the end of a double-sided surface. Metal base included.</i>				
	60 x 54 x 29 ³ / ₈	1500 x 1350 x 745	C_NN_-CEA6054	963	1,205
	60 x 36 x 29 ³ / ₈	1500 x 900 x 745	C_NN_-CEA6036	639	798
	60 x 30 x 29 ³ / ₈	1500 x 750 x 745	C_NN_-CEA6030	613	752
	60 x 24 x 29 ³ / ₈	1500 x 600 x 745	C_NN_-CEA6024	592	700
	54 x 54 x 29 ³ / ₈	1350 x 1350 x 745	C_NN_-CEA5454	932	1,174
	54 x 36 x 29 ³ / ₈	1350 x 900 x 745	C_NN_-CEA5436	613	773
	54 x 30 x 29 ³ / ₈	1350 x 750 x 745	C_NN_-CEA5430	587	711
	54 x 24 x 29 ³ / ₈	1350 x 600 x 745	C_NN_-CEA5424	567	670

Packaged in 2 or 3 boxes depending on the number of legs.

Specify the surface type (1, 2). Specify accent color (S, W).

60 x 54 x 29 ³ / ₈	1500 x 1350 x 757	C_NN_-CEA6054	1,123	1,324
60 x 36 x 29 ³ / ₈	1500 x 900 x 757	C_NN_-CEA6036	742	876
60 x 30 x 29 ³ / ₈	1500 x 750 x 757	C_NN_-CEA6030	711	819
60 x 24 x 29 ³ / ₈	1500 x 600 x 757	C_NN_-CEA6024	675	757
54 x 54 x 29 ³ / ₈	1350 x 1350 x 757	C_NN_-CEA5454	1,087	1,288
54 x 36 x 29 ³ / ₈	1350 x 900 x 757	C_NN_-CEA5436	711	845
54 x 30 x 29 ³ / ₈	1350 x 750 x 757	C_NN_-CEA5430	680	788
54 x 24 x 29 ³ / ₈	1350 x 600 x 757	C_NN_-CEA5424	639	716

Specify the surface type (5, 6). Specify accent color (S, W).

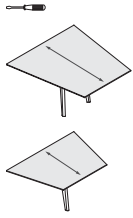
2-TONE LAMINATE APPLICATION: SHADED AREA CORRESPONDS TO THE FIRST CODE TO BE SPECIFIED. SECOND LAMINATE CODE WILL BE APPLIED TO THE REST OF THE PRODUCT.

= NOT PART OF THE QUICKSHIP PROGRAM

= ASSEMBLY REQUIRED



Trapezoidal extension surfaces with knife edge



Packaged in 2 or 3 boxes depending on the number of legs.

W x D x H (in)	W x D x H (mm)	Code	All Laminate (\$)	HPL Surfaces (\$)
<i>Trapezoidal extension surfaces with knife edge. Must be installed at the end of a double-sided surface. Metal base included.</i>				
60 x 54 x 29 ⁷ / ₈	1500 x 1350 x 757	C_KN_-CEA6054	1,205	1,447
60 x 36 x 29 ⁷ / ₈	1500 x 900 x 757	C_KN_-CEA6036	870	1,035
60 x 30 x 29 ⁷ / ₈	1500 x 750 x 757	C_KN_-CEA6030	839	979
60 x 24 x 29 ⁷ / ₈	1500 x 600 x 757	C_KN_-CEA6024	809	922
54 x 54 x 29 ⁷ / ₈	1350 x 1350 x 757	C_KN_-CEA5454	1,169	1,308
54 x 36 x 29 ⁷ / ₈	1350 x 900 x 757	C_KN_-CEA5436	834	989
54 x 30 x 29 ⁷ / ₈	1350 x 750 x 757	C_KN_-CEA5430	803	937
54 x 24 x 29 ⁷ / ₈	1350 x 600 x 757	C_KN_-CEA5424	778	886

Specify the surface type (5, 6). Specify accent color (S, W).

Rectangular extension surfaces



Packaged in 3 boxes.

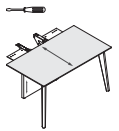
W x D x H (in)	W x D x H (mm)	Code	All Laminate (\$)	HPL Surfaces (\$)
<i>Rectangular extension surfaces. Must be installed at the end of a double-sided surface. Metal base and laminate junction panel included.</i>				
60 x 36 x 29 ⁷ / ₈	1500 x 900 x 745	C_NN_-CE6036	1,092	1,272
60 x 30 x 29 ⁷ / ₈	1500 x 750 x 745	C_NN_-CE6030	1,071	1,226
60 x 24 x 29 ⁷ / ₈	1500 x 600 x 745	C_NN_-CE6024	1,056	1,185
54 x 36 x 29 ⁷ / ₈	1350 x 900 x 745	C_NN_-CE5436	1,061	1,226
54 x 30 x 29 ⁷ / ₈	1350 x 750 x 745	C_NN_-CE5430	1,040	1,179
54 x 24 x 29 ⁷ / ₈	1350 x 600 x 745	C_NN_-CE5424	1,020	1,143

Specify the surface type (1, 2). Specify accent color (S, W).

60 x 36 x 29 ⁷ / ₈	1500 x 900 x 757	C_NN_-CE6036	1,169	1,349
60 x 30 x 29 ⁷ / ₈	1500 x 750 x 757	C_NN_-CE6030	1,138	1,293
60 x 24 x 29 ⁷ / ₈	1500 x 600 x 757	C_NN_-CE6024	1,107	1,236
54 x 36 x 29 ⁷ / ₈	1350 x 900 x 757	C_NN_-CE5436	1,138	1,303
54 x 30 x 29 ⁷ / ₈	1350 x 750 x 757	C_NN_-CE5430	1,107	1,241
54 x 24 x 29 ⁷ / ₈	1350 x 600 x 757	C_NN_-CE5424	1,071	1,195

Specify the surface type (5, 6). Specify accent color (S, W).

Rectangular extension surfaces with knife edge

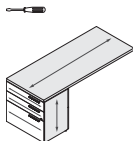


Packaged in 3 boxes.

W x D x H (in)	W x D x H (mm)	Code	All Laminate (\$)	HPL Surfaces (\$)
<i>Rectangular extension surfaces with knife edge. Must be installed at the end of a double-sided surface. Metal base and laminate junction panel included.</i>				
60 x 36 x 29 ⁷ / ₈	1500 x 900 x 757	C_KN_-CE6036	1,354	1,535
60 x 30 x 29 ⁷ / ₈	1500 x 750 x 757	C_KN_-CE6030	1,324	1,483
60 x 24 x 29 ⁷ / ₈	1500 x 600 x 757	C_KN_-CE6024	1,293	1,427
54 x 36 x 29 ⁷ / ₈	1350 x 900 x 757	C_KN_-CE5436	1,318	1,494
54 x 30 x 29 ⁷ / ₈	1350 x 750 x 757	C_KN_-CE5430	1,288	1,437
54 x 24 x 29 ⁷ / ₈	1350 x 600 x 757	C_KN_-CE5424	1,257	1,380

Specify the surface type (5, 6). Specify accent color (S, W).

Return surface and storage module combos



High-Gloss White finish option for drawer fronts and back (W): add \$164.

Packaged in 2 boxes.

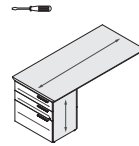
W x D x H (in)	W x D x H (mm)	Code	All Laminate (\$)	HPL Surfaces (\$)
<i>2 box drawers and 1 file drawer with suspension bar. Drawers open at the end of the module. Pencil tray. Lock.</i>				
72 x 36 x 29 ⁷ / ₈	1800 x 900 x 745	C_N_-R3672ELUF	1,396	1,586
60 x 36 x 29 ⁷ / ₈	1500 x 900 x 745	C_N_-R3660ELUF	1,370	1,530
48 x 36 x 29 ⁷ / ₈	1200 x 900 x 745	C_N_-R3648ELUF	1,344	1,468
72 x 30 x 29 ⁷ / ₈	1800 x 750 x 745	C_N_-R3072ELUF	1,339	1,504
60 x 30 x 29 ⁷ / ₈	1500 x 750 x 745	C_N_-R3060ELUF	1,318	1,452
48 x 30 x 29 ⁷ / ₈	1200 x 750 x 745	C_N_-R3048ELUF	1,298	1,406
72 x 24 x 29 ⁷ / ₈	1800 x 600 x 745	C_N_-R2472ELUF	1,288	1,416
60 x 24 x 29 ⁷ / ₈	1500 x 600 x 745	C_N_-R2460ELUF	1,277	1,385
48 x 24 x 29 ⁷ / ₈	1200 x 600 x 745	C_N_-R2448ELUF	1,262	1,349

Specify the surface type (1, 2). Specify the Gloss finish (W, N). Specify accent color (S, W).

Return surface and storage module combos (cont'd)



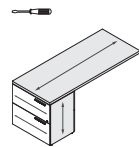
Return surface and storage module combos with knife edge



High-Gloss White finish option for drawer fronts and back (W): add \$164.

Packaged in 2 boxes.

Return surface and storage module combos



High-Gloss White finish option for drawer fronts and back (W): add \$164.

Packaged in 2 boxes.

W x D x H (in)	W x D x H (mm)	Code	All Laminate (\$)	HPL Surfaces (\$)
72 x 36 x 29 ⁷ / ₈	1800 x 900 x 757	C_N_-R3672ELUF	1,509	1,715
60 x 36 x 29 ⁷ / ₈	1500 x 900 x 757	C_N_-R3660ELUF	1,468	1,638
48 x 36 x 29 ⁷ / ₈	1200 x 900 x 757	C_N_-R3648ELUF	1,427	1,566
72 x 30 x 29 ⁷ / ₈	1800 x 750 x 757	C_N_-R3072ELUF	1,437	1,612
60 x 30 x 29 ⁷ / ₈	1500 x 750 x 757	C_N_-R3060ELUF	1,391	1,550
48 x 30 x 29 ⁷ / ₈	1200 x 750 x 757	C_N_-R3048ELUF	1,339	1,488
72 x 24 x 29 ⁷ / ₈	1800 x 600 x 757	C_N_-R2472ELUF	1,375	1,509
60 x 24 x 29 ⁷ / ₈	1500 x 600 x 757	C_N_-R2460ELUF	1,344	1,457
48 x 24 x 29 ⁷ / ₈	1200 x 600 x 757	C_N_-R2448ELUF	1,318	1,411

Specify the surface type (5, 6). Specify the Gloss finish (W, N). Specify accent color (S, W).

Surface with knife edge. 2 box drawers and 1 file drawer with suspension bar. Drawers open at the end of the module. Pencil tray. Lock.

72 x 34 x 29 ⁷ / ₈	1800 x 850 x 757	C_K_-R3472ELUF	1,638	1,823
60 x 34 x 29 ⁷ / ₈	1500 x 850 x 757	C_K_-R3460ELUF	1,597	1,756
48 x 34 x 29 ⁷ / ₈	1200 x 850 x 757	C_K_-R3448ELUF	1,555	1,684
72 x 28 x 29 ⁷ / ₈	1800 x 700 x 757	C_K_-R2872ELUF	1,571	1,725
60 x 28 x 29 ⁷ / ₈	1500 x 700 x 757	C_K_-R2860ELUF	1,540	1,669
48 x 28 x 29 ⁷ / ₈	1200 x 700 x 757	C_K_-R2848ELUF	1,504	1,607

Specify the surface type (5, 6). Specify the Gloss finish (W, N). Specify accent color (S, W).

2 file drawers with suspension bars. Drawers open at the end of the module. Lock.

72 x 36 x 29 ⁷ / ₈	1800 x 900 x 745	C_N_-R3672ELF	1,148	1,344
60 x 36 x 29 ⁷ / ₈	1500 x 900 x 745	C_N_-R3660ELF	1,128	1,288
48 x 36 x 29 ⁷ / ₈	1200 x 900 x 745	C_N_-R3648ELF	1,102	1,231
72 x 30 x 29 ⁷ / ₈	1800 x 750 x 745	C_N_-R3072ELF	1,154	1,313
60 x 30 x 29 ⁷ / ₈	1500 x 750 x 745	C_N_-R3060ELF	1,133	1,267
48 x 30 x 29 ⁷ / ₈	1200 x 750 x 745	C_N_-R3048ELF	1,112	1,221
72 x 24 x 29 ⁷ / ₈	1800 x 600 x 745	C_N_-R2472ELF	1,112	1,241
60 x 24 x 29 ⁷ / ₈	1500 x 600 x 745	C_N_-R2460ELF	1,097	1,205
48 x 24 x 29 ⁷ / ₈	1200 x 600 x 745	C_N_-R2448ELF	1,076	1,164

Specify the surface type (1, 2). Specify the Gloss finish (W, N). Specify accent color (S, W).

72 x 36 x 29 ⁷ / ₈	1800 x 900 x 757	C_N_-R3672ELF	1,308	1,514
60 x 36 x 29 ⁷ / ₈	1500 x 900 x 757	C_N_-R3660ELF	1,267	1,427
48 x 36 x 29 ⁷ / ₈	1200 x 900 x 757	C_N_-R3648ELF	1,226	1,318
72 x 30 x 29 ⁷ / ₈	1800 x 750 x 757	C_N_-R3072ELF	1,246	1,421
60 x 30 x 29 ⁷ / ₈	1500 x 750 x 757	C_N_-R3060ELF	1,215	1,360
48 x 30 x 29 ⁷ / ₈	1200 x 750 x 757	C_N_-R3048ELF	1,179	1,298
72 x 24 x 29 ⁷ / ₈	1800 x 600 x 757	C_N_-R2472ELF	1,195	1,329
60 x 24 x 29 ⁷ / ₈	1500 x 600 x 757	C_N_-R2460ELF	1,164	1,282
48 x 24 x 29 ⁷ / ₈	1200 x 600 x 757	C_N_-R2448ELF	1,138	1,231

Specify the surface type (5, 6). Specify the Gloss finish (W, N). Specify accent color (S, W).

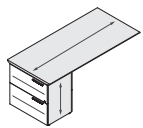
2-TONE LAMINATE APPLICATION: SHADED AREA CORRESPONDS TO THE FIRST CODE TO BE SPECIFIED. SECOND LAMINATE CODE WILL BE APPLIED TO THE REST OF THE PRODUCT.

= ASSEMBLY REQUIRED

= NOT PART OF THE QUICKSHIP PROGRAM



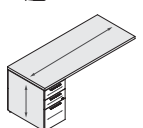
W x D x H (in)	W x D x H (mm)	Code	All Laminate (\$)	HPL Surfaces (\$)
Return surface and storage module combos with knife edge				
<i>Surface with knife edge. 2 file drawers with suspension bars. Drawers open at the end of the module. Lock.</i>				
72 x 34 x 29 ¹ / ₈	1800 x 850 x 757	C_K_-R3472ELF	1,452	1,638
60 x 34 x 29 ¹ / ₈	1500 x 850 x 757	C_K_-R3460ELF	1,416	1,571
48 x 34 x 29 ¹ / ₈	1200 x 850 x 757	C_K_-R3448ELF	1,375	1,499
72 x 28 x 29 ¹ / ₈	1800 x 700 x 757	C_K_-R2872ELF	1,396	1,555
60 x 28 x 29 ¹ / ₈	1500 x 700 x 757	C_K_-R2860ELF	1,365	1,494
48 x 28 x 29 ¹ / ₈	1200 x 700 x 757	C_K_-R2848ELF	1,329	1,432



High-Gloss White finish option for drawer fronts and back (W): add \$164.

Packaged in 2 boxes.

W x D x H (in)	W x D x H (mm)	Code	All Laminate (\$)	HPL Surfaces (\$)
Return surface and storage module combos				
<i>2 box drawers and 1 file drawer with suspension bar. Drawers open on the side. Pencil tray. Lock. Reversible.</i>				
72 x 36 x 29 ³ / ₈	1800 x 900 x 745	C_N_-R3672UF	1,354	1,550
60 x 36 x 29 ³ / ₈	1500 x 900 x 745	C_N_-R3660UF	1,329	1,494
48 x 36 x 29 ³ / ₈	1200 x 900 x 745	C_N_-R3648UF	1,303	1,437
72 x 30 x 29 ³ / ₈	1800 x 750 x 745	C_N_-R3072UF	1,308	1,468
60 x 30 x 29 ³ / ₈	1500 x 750 x 745	C_N_-R3060UF	1,288	1,421
48 x 30 x 29 ³ / ₈	1200 x 750 x 745	C_N_-R3048UF	1,267	1,375
72 x 24 x 29 ³ / ₈	1800 x 600 x 745	C_N_-R2472UF	1,257	1,385
60 x 24 x 29 ³ / ₈	1500 x 600 x 745	C_N_-R2460UF	1,241	1,349
48 x 24 x 29 ³ / ₈	1200 x 600 x 745	C_N_-R2448UF	1,221	1,308

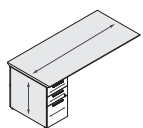


High-Gloss White finish option for drawer fronts and back (W): add \$164.

Packaged in 2 boxes.

Specify the surface type (1, 2). Specify the Gloss finish (W, N). Specify accent color (S, W).				
72 x 36 x 29 ¹ / ₈	1800 x 900 x 757	C_N_-R3672UF	1,468	1,674
60 x 36 x 29 ¹ / ₈	1500 x 900 x 757	C_N_-R3660UF	1,427	1,602
48 x 36 x 29 ¹ / ₈	1200 x 900 x 757	C_N_-R3648UF	1,391	1,524
72 x 30 x 29 ¹ / ₈	1800 x 750 x 757	C_N_-R3072UF	1,406	1,576
60 x 30 x 29 ¹ / ₈	1500 x 750 x 757	C_N_-R3060UF	1,375	1,514
48 x 30 x 29 ¹ / ₈	1200 x 750 x 757	C_N_-R3048UF	1,339	1,452
72 x 24 x 29 ¹ / ₈	1800 x 600 x 757	C_N_-R2472UF	1,339	1,478
60 x 24 x 29 ¹ / ₈	1500 x 600 x 757	C_N_-R2460UF	1,313	1,427
48 x 24 x 29 ¹ / ₈	1200 x 600 x 757	C_N_-R2448UF	1,282	1,375

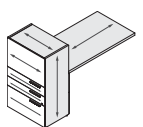
W x D x H (in)	W x D x H (mm)	Code	All Laminate (\$)	HPL Surfaces (\$)
Return surface and storage module combos with knife edge				
<i>Surface with knife edge. 2 box drawers and 1 file drawer with suspension bar. Drawers open on the side. Pencil tray. Lock. Reversible.</i>				
72 x 34 x 29 ¹ / ₈	1800 x 850 x 757	C_K_-R3472UF	1,617	1,803
60 x 34 x 29 ¹ / ₈	1500 x 850 x 757	C_K_-R3460UF	1,576	1,736
48 x 34 x 29 ¹ / ₈	1200 x 850 x 757	C_K_-R3448UF	1,535	1,658
72 x 28 x 29 ¹ / ₈	1800 x 700 x 757	C_K_-R2872UF	1,550	1,705
60 x 28 x 29 ¹ / ₈	1500 x 700 x 757	C_K_-R2860UF	1,519	1,648
48 x 28 x 29 ¹ / ₈	1200 x 700 x 757	C_K_-R2848UF	1,483	1,586



High-Gloss White finish option for drawer fronts and back (W): add \$164.

Packaged in 2 boxes.

W x D x H (in)	W x D x H (mm)	Code	All Laminate (\$)	HPL Surfaces (\$)
Return surface and storage module combos – 48" H				
<i>2 box drawers and 1 file drawer with suspension bar. Drawers open at the end of the module. Bookcase above surface. Pencil tray. Lock.</i>				
72 x 36 x 47	1800 x 900 x 1195	C_N_-R367248ELUF	1,612	1,808
60 x 36 x 47	1500 x 900 x 1195	C_N_-R366048ELUF	1,586	1,751
72 x 30 x 47	1800 x 750 x 1195	C_N_-R307248ELUF	1,545	1,710
60 x 30 x 47	1500 x 750 x 1195	C_N_-R306048ELUF	1,524	1,658
72 x 24 x 47	1800 x 600 x 1195	C_N_-R247248ELUF	1,478	1,612
60 x 24 x 47	1500 x 600 x 1195	C_N_-R246048ELUF	1,463	1,571

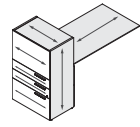


High-Gloss White finish option for drawer fronts and back (W): add \$218.

Packaged in 2 boxes.

W x D x H (in)	W x D x H (mm)	Code	All Laminate (\$)	HPL Surfaces (\$)
Return surface and storage module combos – 48" H (cont'd)				
72 x 36 x 47 ¹ / ₂	1800 x 900 x 1207	C_N_-R367248ELUF	1,736	1,947
60 x 36 x 47 ¹ / ₂	1500 x 900 x 1207	C_N_-R366048ELUF	1,694	1,869
72 x 30 x 47 ¹ / ₂	1800 x 750 x 1207	C_N_-R307248ELUF	1,653	1,828
60 x 30 x 47 ¹ / ₂	1500 x 750 x 1207	C_N_-R306048ELUF	1,617	1,761
72 x 24 x 47 ¹ / ₂	1800 x 600 x 1207	C_N_-R247248ELUF	1,571	1,710
60 x 24 x 47 ¹ / ₂	1500 x 600 x 1207	C_N_-R246048ELUF	1,545	1,658

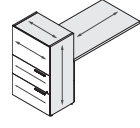
W x D x H (in)	W x D x H (mm)	Code	All Laminate (\$)	HPL Surfaces (\$)
Return surface and storage module combos – 48" H with knife edge				
<i>Surface with knife edge. 2 box drawers and 1 file drawer with suspension bar. Drawers open at the end of the module. Bookcase above surface. Pencil tray. Lock.</i>				
72 x 36 x 47 ¹ / ₂	1800 x 900 x 1207	C_K_-R367248ELUF	1,864	2,065
60 x 36 x 47 ¹ / ₂	1500 x 900 x 1207	C_K_-R366048ELUF	1,823	1,988
72 x 30 x 47 ¹ / ₂	1800 x 750 x 1207	C_K_-R307248ELUF	1,782	1,952
60 x 30 x 47 ¹ / ₂	1500 x 750 x 1207	C_K_-R306048ELUF	1,746	1,885
72 x 24 x 47 ¹ / ₂	1800 x 600 x 1207	C_K_-R247248ELUF	1,710	1,839
60 x 24 x 47 ¹ / ₂	1500 x 600 x 1207	C_K_-R246048ELUF	1,679	1,787



High-Gloss White finish option for drawer fronts and back (W): add \$218.

Packaged in 2 boxes.

W x D x H (in)	W x D x H (mm)	Code	All Laminate (\$)	HPL Surfaces (\$)
Return surface and storage module combos – 48" H				
<i>2 file drawers with suspension bars. Drawers open at the end of the module. Bookcase above surface. Lock.</i>				
72 x 36 x 47	1800 x 900 x 1195	C_N_-R367248ELF	1,540	1,741
60 x 36 x 47	1500 x 900 x 1195	C_N_-R366048ELF	1,514	1,679
72 x 30 x 47	1800 x 750 x 1195	C_N_-R307248ELF	1,473	1,638
60 x 30 x 47	1500 x 750 x 1195	C_N_-R306048ELF	1,452	1,586
72 x 24 x 47	1800 x 600 x 1195	C_N_-R247248ELF	1,406	1,540
60 x 24 x 47	1500 x 600 x 1195	C_N_-R246048ELF	1,391	1,499

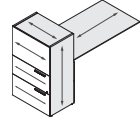


High-Gloss White finish option for drawer fronts and back (W): add \$218.

Packaged in 2 boxes.

Specify the surface type (1, 2). Specify the Gloss finish (W, N). Specify accent color (S, W).				
72 x 36 x 47 ¹ / ₂	1800 x 900 x 1207	C_N_-R367248ELF	1,663	1,869
60 x 36 x 47 ¹ / ₂	1500 x 900 x 1207	C_N_-R366048ELF	1,622	1,797
72 x 30 x 47 ¹ / ₂	1800 x 750 x 1207	C_N_-R307248ELF	1,576	1,761
60 x 30 x 47 ¹ / ₂	1500 x 750 x 1207	C_N_-R306048ELF	1,545	1,689
72 x 24 x 47 ¹ / ₂	1800 x 600 x 1207	C_N_-R247248ELF	1,499	1,638
60 x 24 x 47 ¹ / ₂	1500 x 600 x 1207	C_N_-R246048ELF	1,468	1,586

W x D x H (in)	W x D x H (mm)	Code	All Laminate (\$)	HPL Surfaces (\$)
Return surface and storage module combos – 48" H with knife edge				
<i>Surface with knife edge. 2 file drawers with suspension bars. Drawers open at the end of the module. Bookcase above surface. Lock.</i>				
72 x 36 x 47 ¹ / ₂	1800 x 900 x 1207	C_K_-R367248ELF	1,792	1,993
60 x 36 x 47 ¹ / ₂	1500 x 900 x 1207	C_K_-R366048ELF	1,751	1,921
72 x 30 x 47 ¹ / ₂	1800 x 750 x 1207	C_K_-R307248ELF	1,715	1,880
60 x 30 x 47 ¹ / ₂	1500 x 750 x 1207	C_K_-R306048ELF	1,679	1,818
72 x 24 x 47 ¹ / ₂	1800 x 600 x 1207	C_K_-R247248ELF	1,638	1,772
60 x 24 x 47 ¹ / ₂	1500 x 600 x 1207	C_K_-R246048ELF	1,607	1,720

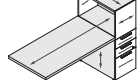


High-Gloss White finish option for drawer fronts and back (W): add \$218.

Packaged in 2 boxes.



W x D x H (in)	W x D x H (mm)	Code	All Laminate (\$)	HPL Surfaces (\$)
Return surface and storage module combos – 48" H				
<i>2 box drawers and 1 file drawer with suspension bar. Drawers open on the side. Bookcase above surface. Pencil tray. Lock.</i>				
72 x 36 x 47	1800 x 900 x 1195	C_N__R367248UF_	1,663	1,849
60 x 36 x 47	1500 x 900 x 1195	C_N__R366048UF_	1,638	1,792
72 x 30 x 47	1800 x 750 x 1195	C_N__R307248UF_	1,597	1,756
60 x 30 x 47	1500 x 750 x 1195	C_N__R306048UF_	1,576	1,710
72 x 24 x 47	1800 x 600 x 1195	C_N__R247248UF_	1,535	1,663
60 x 24 x 47	1500 x 600 x 1195	C_N__R246048UF_	1,519	1,622



High-Gloss White finish option for drawer fronts and back (W): add \$218.

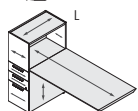
Packaged in 2 boxes.

Specify the surface type (1, 2). Specify the Gloss finish (W, N). Specify accent color (S, W). Choose left or right, add L or R at the end of the code.				
72 x 36 x 47½	1800 x 900 x 1207	C_N__R367248UF_	1,782	1,983
60 x 36 x 47½	1500 x 900 x 1207	C_N__R366048UF_	1,741	1,906
72 x 30 x 47½	1800 x 750 x 1207	C_N__R307248UF_	1,705	1,869
60 x 30 x 47½	1500 x 750 x 1207	C_N__R306048UF_	1,669	1,808
72 x 24 x 47½	1800 x 600 x 1207	C_N__R247248UF_	1,622	1,756
60 x 24 x 47½	1500 x 600 x 1207	C_N__R246048UF_	1,597	1,705

Specify the surface type (5, 6). Specify the Gloss finish (W, N). Specify accent color (S, W). Choose left or right, add L or R at the end of the code.

Return surface and storage module combos – 48" H with knife edge

W x D x H (in)	W x D x H (mm)	Code	All Laminate (\$)	HPL Surfaces (\$)
<i>Surface with knife edge. 2 box drawers and 1 file drawer with suspension bar. Drawers open on the side. Bookcase above surface. Pencil tray. Lock.</i>				
72 x 36 x 47½	1800 x 900 x 1207	C_K__R367248UF_	1,906	2,101
60 x 36 x 47½	1500 x 900 x 1207	C_K__R366048UF_	1,864	2,024
72 x 30 x 47½	1800 x 750 x 1207	C_K__R307248UF_	1,833	1,993
60 x 30 x 47½	1500 x 750 x 1207	C_K__R306048UF_	1,797	1,931
72 x 24 x 47½	1800 x 600 x 1207	C_K__R247248UF_	1,761	1,885
60 x 24 x 47½	1500 x 600 x 1207	C_K__R246048UF_	1,730	1,833



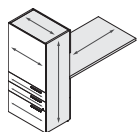
High-Gloss White finish option for drawer fronts and back (W): add \$218.

Packaged in 2 boxes.

Specify the surface type (5, 6). Specify the Gloss finish (W, N). Specify accent color (S, W). Choose left or right, add L or R at the end of the code.

Return surface and storage module combos – 61" H

W x D x H (in)	W x D x H (mm)	Code	All Laminate (\$)	HPL Surfaces (\$)
<i>2 box drawers and 1 file drawer with suspension bar. Drawers open at the end of the module. Bookcase and lift-up door above surface. Pencil tray. Lock.</i>				
72 x 36 x 60¾	1800 x 900 x 1545	C_N__R367261ELUF	1,988	2,184
60 x 36 x 60¾	1500 x 900 x 1545	C_N__R366061ELUF	1,962	2,127
72 x 30 x 60¾	1800 x 750 x 1545	C_N__R307261ELUF	1,900	2,065
60 x 30 x 60¾	1500 x 750 x 1545	C_N__R306061ELUF	1,880	2,019
72 x 24 x 60¾	1800 x 600 x 1545	C_N__R247261ELUF	1,823	1,952
60 x 24 x 60¾	1500 x 600 x 1545	C_N__R246061ELUF	1,803	1,911



High-Gloss White finish option for drawer fronts and back (W): add \$218.

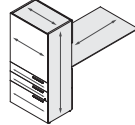
Packaged in 2 boxes.

Specify the surface type (1, 2). Specify the Gloss finish (W, N). Specify accent color (S, W).				
72 x 36 x 61¼	1800 x 900 x 1557	C_N__R367261ELUF	2,117	2,323
60 x 36 x 61¼	1500 x 900 x 1557	C_N__R366061ELUF	2,075	2,251
72 x 30 x 61¼	1800 x 750 x 1557	C_N__R307261ELUF	2,014	2,189
60 x 30 x 61¼	1500 x 750 x 1557	C_N__R306061ELUF	1,983	2,127
72 x 24 x 61¼	1800 x 600 x 1557	C_N__R247261ELUF	1,916	2,055
60 x 24 x 61¼	1500 x 600 x 1557	C_N__R246061ELUF	1,890	2,003

Specify the surface type (5, 6). Specify the Gloss finish (W, N). Specify accent color (S, W).

Return surface and storage module combos – 61" H with knife edge

W x D x H (in)	W x D x H (mm)	Code	All Laminate (\$)	HPL Surfaces (\$)
<i>Surface with knife edge. 2 box drawers and 1 file drawer with suspension bar. Drawers open at the end of the module. Bookcase and lift-up door above surface. Pencil tray. Lock.</i>				
72 x 36 x 61¼	1800 x 900 x 1557	C_K__R367261ELUF	2,225	2,426
60 x 36 x 61¼	1500 x 900 x 1557	C_K__R366061ELUF	2,184	2,348
72 x 30 x 61¼	1800 x 750 x 1557	C_K__R307261ELUF	2,127	2,297
60 x 30 x 61¼	1500 x 750 x 1557	C_K__R306061ELUF	2,096	2,230
72 x 24 x 61¼	1800 x 600 x 1557	C_K__R247261ELUF	2,039	2,168
60 x 24 x 61¼	1500 x 600 x 1557	C_K__R246061ELUF	2,009	2,117



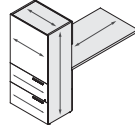
High-Gloss White finish option for drawer fronts and back (W): add \$218.

Packaged in 2 boxes.

Specify the surface type (5, 6). Specify the Gloss finish (W, N). Specify accent color (S, W).

Return surface and storage module combos – 61" H

W x D x H (in)	W x D x H (mm)	Code	All Laminate (\$)	HPL Surfaces (\$)
<i>2 file drawers with suspension bars. Drawers open at the end of the module. Bookcase and lift-up door above surface. Lock.</i>				
72 x 36 x 60¾	1800 x 900 x 1545	C_N__R367261ELF	1,900	2,101
60 x 36 x 60¾	1500 x 900 x 1545	C_N__R366061ELF	1,875	2,039
72 x 30 x 60¾	1800 x 750 x 1545	C_N__R307261ELF	1,818	1,983
60 x 30 x 60¾	1500 x 750 x 1545	C_N__R306061ELF	1,797	1,931
72 x 24 x 60¾	1800 x 600 x 1545	C_N__R247261ELF	1,736	1,869
60 x 24 x 60¾	1500 x 600 x 1545	C_N__R246061ELF	1,720	1,828



High-Gloss White finish option for drawer fronts and back (W): add \$218.

Packaged in 2 boxes.

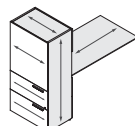
Specify the surface type (1, 2). Specify the Gloss finish (W, N). Specify accent color (S, W).

72 x 36 x 61¼	1800 x 900 x 1557	C_N__R367261ELF	2,029	2,240
60 x 36 x 61¼	1500 x 900 x 1557	C_N__R366061ELF	1,988	2,163
72 x 30 x 61¼	1800 x 750 x 1557	C_N__R307261ELF	1,926	2,101
60 x 30 x 61¼	1500 x 750 x 1557	C_N__R306061ELF	1,895	2,039
72 x 24 x 61¼	1800 x 600 x 1557	C_N__R247261ELF	1,833	1,972
60 x 24 x 61¼	1500 x 600 x 1557	C_N__R246061ELF	1,803	1,921

Specify the surface type (5, 6). Specify the Gloss finish (W, N). Specify accent color (S, W).

Return surface and storage module combos – 61" H with knife edge

W x D x H (in)	W x D x H (mm)	Code	All Laminate (\$)	HPL Surfaces (\$)
<i>Surface with knife edge. 2 file drawers with suspension bars. Drawers open at the end of the module. Bookcase and lift-up door above surface. Lock.</i>				
72 x 36 x 61¼	1800 x 900 x 1557	C_K__R367261ELF	2,142	2,343
60 x 36 x 61¼	1500 x 900 x 1557	C_K__R366061ELF	2,101	2,266
72 x 30 x 61¼	1800 x 750 x 1557	C_K__R307261ELF	2,050	2,215
60 x 30 x 61¼	1500 x 750 x 1557	C_K__R306061ELF	2,014	2,148
72 x 24 x 61¼	1800 x 600 x 1557	C_K__R247261ELF	1,957	2,086
60 x 24 x 61¼	1500 x 600 x 1557	C_K__R246061ELF	1,926	2,034



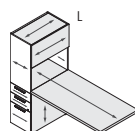
High-Gloss White finish option for drawer fronts and back (W): add \$218.

Packaged in 2 boxes.

Specify the surface type (5, 6). Specify the Gloss finish (W, N). Specify accent color (S, W).

Return surface and storage module combos – 61" H

W x D x H (in)	W x D x H (mm)	Code	All Laminate (\$)	HPL Surfaces (\$)
<i>2 box drawers and 1 file drawer with suspension bar. Drawers open on the side. Bookcase and lift-up door above surface. Pencil tray. Lock.</i>				
72 x 36 x 60¾	1800 x 900 x 1545	C_N__R367261UF_	1,983	2,173
60 x 36 x 60¾	1500 x 900 x 1545	C_N__R366061UF_	1,962	2,117
72 x 30 x 60¾	1800 x 750 x 1545	C_N__R307261UF_	1,906	2,060
60 x 30 x 60¾	1500 x 750 x 1545	C_N__R306061UF_	1,880	2,014
72 x 24 x 60¾	1800 x 600 x 1545	C_N__R247261UF_	1,823	1,952
60 x 24 x 60¾	1500 x 600 x 1545	C_N__R246061UF_	1,808	1,911



High-Gloss White finish option for drawer fronts and back (W): add \$218.

Packaged in 2 boxes.

Specify the surface type (1, 2). Specify the Gloss finish (W, N). Specify accent color (S, W). Choose left or right, add L or R at the end of the code.

High-Gloss White finish option for drawer fronts and back (W): add \$218.

Packaged in 2 boxes.



	W x D x H (in)	W x D x H (mm)	Code	All Laminate (\$)	HPL Surfaces (\$)
Return surface and storage module combos – 61" H (cont'd)	72 x 36 x 61 1/4	1800 x 900 x 1557	C_N_-R367261UF_	2,112	2,312
	60 x 36 x 61 1/4	1500 x 900 x 1557	C_N_-R366061UF_	2,070	2,235
	72 x 30 x 61 1/4	1800 x 750 x 1557	C_N_-R307261UF_	2,014	2,178
	60 x 30 x 61 1/4	1500 x 750 x 1557	C_N_-R306061UF_	1,978	2,117
	72 x 24 x 61 1/4	1800 x 600 x 1557	C_N_-R247261UF_	1,921	2,055
	60 x 24 x 61 1/4	1500 x 600 x 1557	C_N_-R246061UF_	1,890	2,003

Specify the surface type (5, 6). Specify the Gloss finish (W, N). Specify accent color (S, W). Choose left or right, add L or R at the end of the code.

Return surface and storage module combos – 61" H with knife edge

Surface with knife edge. 2 box drawers and 1 file drawer with suspension bar. Drawers open on the side. Bookcase and lift-up door above surface. Pencil tray. Lock.

	W x D x H (in)	W x D x H (mm)	Code	All Laminate (\$)	HPL Surfaces (\$)
	72 x 36 x 61 1/4	1800 x 900 x 1557	C_K_-R367261UF_	2,220	2,410
	60 x 36 x 61 1/4	1500 x 900 x 1557	C_K_-R366061UF_	2,178	2,338
	72 x 30 x 61 1/4	1800 x 750 x 1557	C_K_-R307261UF_	2,127	2,287
	60 x 30 x 61 1/4	1500 x 750 x 1557	C_K_-R306061UF_	2,091	2,225
	72 x 24 x 61 1/4	1800 x 600 x 1557	C_K_-R247261UF_	2,039	2,168
	60 x 24 x 61 1/4	1500 x 600 x 1557	C_K_-R246061UF_	2,009	2,112

Specify the surface type (5, 6). Specify the Gloss finish (W, N). Specify accent color (S, W). Choose left or right, add L or R at the end of the code.

High-Gloss White finish option for drawer fronts and back (W); add \$218.

Packaged in 2 boxes.

NEW YORK double-sided laminate bases

1 end base, goes under double-sided surfaces.

60 x 6 x 28	1500 x 150 x 719	CNNNS-CBDM60	958	–
54 x 6 x 28	1350 x 150 x 719	CNNNS-CBDM54	948	–

NEW YORK double-sided combined bases

1 end base, goes under double-sided surfaces. Translucent acrylic insert with Silver anodized aluminum frame. 1 tone only.

60 x 6 x 28	1500 x 150 x 719	CNNNS-CBDT60	1,468	–
54 x 6 x 28	1350 x 150 x 719	CNNNS-CBDT54	1,447	–

Insert option, change T to: Y Sky, add \$132.

MONTRÉAL double-sided angled bases

1 end base, goes under double-sided surfaces. Painted steel.

60 x 6 x 28	1500 x 150 x 719	CNNN_-ABD60	927	–
54 x 6 x 28	1350 x 150 x 719	CNNN_-ABD54	891	–

Specify accent color (S, W).

Packaged in 3 boxes.

CHICAGO metal U-shaped double-sided bases

1 end base, goes under double-sided surfaces. Painted steel.

60 x 6 x 28	1500 x 150 x 719	CNNN_-QBD60	876	–
54 x 6 x 28	1350 x 150 x 719	CNNN_-QBD54	839	–

Specify accent color (S, W).

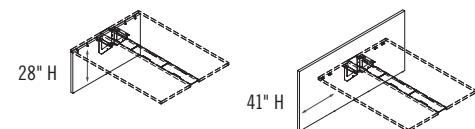
	W x D x H (in)	W x D x H (mm)	Code	All Laminate (\$)	HPL Surfaces (\$)
--	----------------	----------------	------	-------------------	-------------------

Double-sided end panel bases

Full 1 1/2" (38 mm) thick end panel. Go under double-sided surfaces. Hardware included.

90" base compatible with 60" surfaces.

84" base compatible with 54" surfaces.



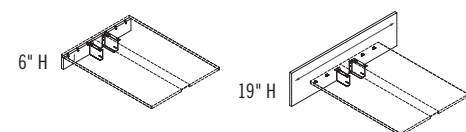
60 x 1 1/2 x 28	1500 x 38 x 719	CNNNS-LED6028	417	–
54 x 1 1/2 x 28	1350 x 38 x 719	CNNNS-LED5428	391	–
90 x 1 1/2 x 41	2250 x 38 x 1042	CNNNS-LED9041	675	–
84 x 1 1/2 x 41	2100 x 38 x 1042	CNNNS-LED8441	628	–

Double-sided end panel bases to stack on low storage module

1 1/2" (38 mm) thick end panel. Go under double-sided surfaces and stack on low storage module. Hardware included.

90" base compatible with 60" surfaces.

84" base compatible with 54" surfaces.

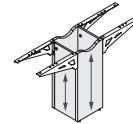


60 x 1 1/2 x 6 1/4	1500 x 38 x 158	CNNNS-LED6006	319	–
54 x 1 1/2 x 6 1/4	1350 x 38 x 158	CNNNS-LED5406	309	–
90 x 1 1/2 x 19	2250 x 38 x 481	CNNNS-LED9019	520	–
84 x 1 1/2 x 19	2100 x 38 x 481	CNNNS-LED8419	494	–

Center base with wire management for double-sided surfaces

Goes under 2 double-sided surfaces. This base allows to connect electric cables to a floor outlet. Includes door with 110° hinges and a locked storage module. Include 2 cantilevers kits. 1 tone only.

12 x 12 x 28	300 x 300 x 719	CNNNS-LBD1212WM	886	–
--------------	-----------------	------------------------	-----	---

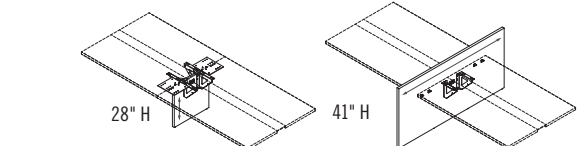


Center panel bases for double-sided surfaces

Go at the junction of double-sided surfaces. Hardware included.

90" base compatible with 60" surfaces.

84" base compatible with 54" surfaces.



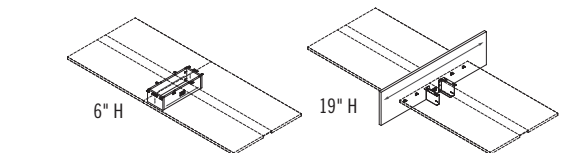
28 x 1 1/2 x 28	690 x 38 x 719	CNNNS-LCD2828	541	–
90 x 1 1/2 x 41	2250 x 38 x 1042	CNNNS-LCD9042	901	–
84 x 1 1/2 x 41	2100 x 38 x 1042	CNNNS-LCD8442	876	–

Center panel bases for double-sided surfaces to stack on low storage module

Go at the junction of double-sided surfaces. Stack on low storage module. Hardware included.

31" and 90" bases compatible with 60" surfaces.

28" and 84" bases compatible with 54" surfaces.

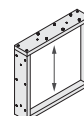


28 x 12 x 6	705 x 305 x 158	CNNNS-LCD2806	567	–
31 x 12 x 6	781 x 305 x 158	CNNNS-LCD3106	577	–
90 x 1 1/2 x 19	2250 x 38 x 481	CNNNS-LCD9019	685	–
84 x 1 1/2 x 19	2100 x 38 x 481	CNNNS-LCD8419	664	–

NEW YORK single-sided laminate base

1 end base, goes under single-sided surfaces.

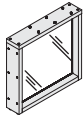
30 x 6 x 28	750 x 150 x 719	CNNNS-CBSM30	845	–
-------------	-----------------	---------------------	-----	---





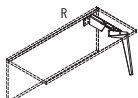
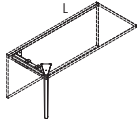
	W x D x H (in)	W x D x H (mm)	Code	All Laminate (\$)	HPL Surfaces (\$)
--	----------------	----------------	------	-------------------	-------------------

NEW YORK single-sided combined base	<i>1 end base, goes under single-sided surfaces. Translucent acrylic insert with Silver anodized aluminum frame. 1 tone only.</i>				
	30 x 6 x 28	750 x 150 x 719	CNNNS-CBST30	1,123	-



Insert option, change T to: Y Sky, add \$88.

MONTRÉAL single-sided angled metal base	<i>1 end base, goes under single-sided surfaces. Painted steel.</i>				
	30 x 6 x 28	750 x 150 x 719	CNNN-ABS30_	778	-
	Specify accent color (S, W). Choose left or right, add L or R at the end of the code.				

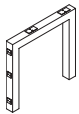


Packaged in 2 boxes.

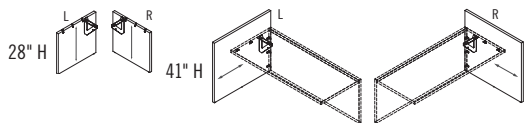
MONTRÉAL angled metal base	<i>Painted steel. Leg only, no beam.</i>				
	6 x 6 x 28	150 x 150 x 719	CNNN-AB	314	-
	Specify accent color (S, W).				



Chicago U-shaped single-sided metal base	<i>1 end base. Goes under single-sided surfaces. Painted steel.</i>				
	30 x 6 x 28	750 x 150 x 719	CNNN-QBS30	721	-
	Specify accent color (S, W).				

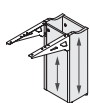


Single-sided end panel bases	<i>Full 1 1/2" (38 mm) thick end panel. To be used with single-sided surfaces. Hardware included.</i>				
-------------------------------------	---	--	--	--	--

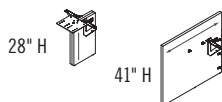


28" H	30 x 1 1/2 x 28	750 x 38 x 719	CNNNS-LES3028_	273	-
41" H	46 x 1 1/2 x 41	1172 x 38 x 1042	CNNNS-LES4641_	438	-
	Choose left or right, add L or R at the end of the code.				

Center base with wire management for single-sided surfaces	<i>To be used at the junction of 2 single-sided surfaces. This base allows the connection of electric cables to a floor outlet. Includes door with 110° hinges and a lockable storage module. 6" (150 mm) recessed bottom. Includes 1 cantilever kit. 1 tone only.</i>				
	12 x 9 x 28	300 x 234 x 719	CNNNS-LBS912WM	649	-



Center panel bases for single-sided surfaces	<i>1 1/2" (38 mm) thick end panel. Go at the junction of single-sided surfaces. Hardware included.</i>				
---	--	--	--	--	--



28" H	17 x 3 x 28	429 x 76 x 719	CNNNS-LCS1728	391	-
41" H	46 x 1 1/2 x 41	1172 x 38 x 1042	CNNNS-LCS4641	551	-

	W x D x H (in)	W x D x H (mm)	Code	All Laminate (\$)	HPL Surfaces (\$)
--	----------------	----------------	------	-------------------	-------------------

End-base extensions with storage module	<i>To be used with double-sided surfaces. Open bookcase.</i>				
	60 x 15 x 29 7/8	1500 x 375 x 745	C_NNS-EXR602915	865	937
	54 x 15 x 29 7/8	1350 x 375 x 745	C_NNS-EXR542915	839	901



Specify the surface type (1, 2).

	60 x 15 x 29 7/8	1500 x 375 x 757	C_NNS-EXR602915	917	989
	54 x 15 x 29 7/8	1350 x 375 x 757	C_NNS-EXR542915	886	953

Specify the surface type (5, 6).

End-base extensions with storage module	<i>To be used with double-sided surfaces. Bookcase with doors.</i>				
	60 x 15 3/4 x 29 3/8	1500 x 393 x 745	C_N_S-EXR602915P	1,282	1,344
	54 x 15 3/4 x 29 3/8	1350 x 393 x 745	C_N_S-EXR542915P	1,236	1,293



High-Gloss White finish option for doors (W): add \$109.

Specify the surface type (1, 2). Specify the Gloss finish (W, N).

	60 x 15 3/4 x 29 7/8	1500 x 393 x 757	C_N_S-EXR602915P	1,318	1,380
	54 x 15 3/4 x 29 7/8	1350 x 393 x 757	C_N_S-EXR542915P	1,267	1,329

Specify the surface type (5, 6). Specify the Gloss finish (W, N).

End-base extensions with storage module	<i>To be used with double-sided surfaces. Bookcase with sliding door.</i>				
	60 x 15 3/4 x 29 3/8	1500 x 393 x 745	C_N_S-EXR602915C	1,185	1,257
	54 x 15 3/4 x 29 3/8	1350 x 393 x 745	C_N_S-EXR542915C	1,118	1,179



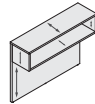
High-Gloss White finish option for door (W): add \$109.

Specify the surface type (1, 2). Specify the Gloss finish (W, N).

	60 x 15 3/4 x 29 7/8	1500 x 393 x 757	C_N_S-EXR602915C	1,221	1,293
	54 x 15 3/4 x 29 7/8	1350 x 393 x 757	C_N_S-EXR542915C	1,148	1,210

Specify the surface type (5, 6). Specify the Gloss finish (W, N).

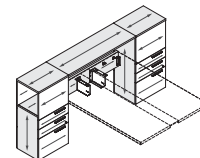
End-base extensions with storage module – 41" H	<i>To be used with double-sided surfaces. Open bookcase 10" (250 mm).</i>				
	60 x 15 x 41	1500 x 375 x 1042	C_NNS-EXR604115	901	973
	54 x 15 x 41	1350 x 375 x 1042	C_NNS-EXR544115	855	917



Specify the surface type (1, 2).

Storage end base modules for double-sided surfaces	<i>Storage end base modules. Support double-sided surfaces and divide space. 2 box drawers and 1 file drawer with suspension bar. Drawers open on the side. Bookcase above surface. Pencil trays. Locks. 108"L (2700 mm) compatible with 60"D (1500 mm) surfaces and 102"L (2550 mm) compatible with 54"D (1350 mm).</i>				
---	--	--	--	--	--

Insert option, change T to: Y Sky, add \$65.



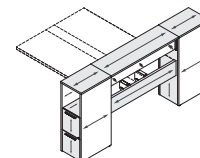
High-Gloss White finish option for drawer fronts and back (W): add \$412.

Packaged in 3 boxes.	108 x 18 x 47 1/2	2700 x 450 x 1207	C_N_-PRET1084818UF	3,265	3,456
	102 x 18 x 47 1/2	2550 x 450 x 1207	C_N_-PRET1024818UF	3,121	3,368

Specify the surface type (1, 2). Specify the Gloss finish (W, N). Specify accent color (S, W).

Storage end base modules for double-sided surfaces	<i>Storage end base modules. Support double-sided surfaces and divide space. 2 file drawers with suspension bars. Drawers open at the end of the module. Bookcase above surface. Locks. 108"L (2700 mm) compatible with 60"D (1500 mm) surfaces and 102"L (2550 mm) compatible with 54"D (1350 mm).</i>				
---	---	--	--	--	--

Insert option, change T to: Y Sky, add \$65.



High-Gloss White finish option (W): add \$412.

Packaged in 3 boxes.	108 x 16 x 47 1/2	2700 x 409 x 1207	C_N_-PRET1084816EFF	3,044	3,281
	102 x 16 x 47 1/2	2550 x 409 x 1207	C_N_-PRET1024816EFF	2,972	3,193

Specify the surface type (1, 2). Specify the Gloss finish (W, N). Specify accent color (S, W).

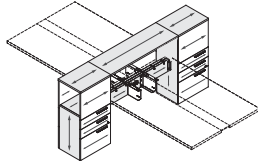


W x D x H (in)	W x D x H (mm)	Code	All Laminate (\$)	HPL Surfaces (\$)
----------------	----------------	------	-------------------	-------------------

Storage center base modules for double-sided surfaces

Go at the junction of double-sided surfaces. 2 box drawers and 1 file drawer with suspension bar. Drawers open on the side. Bookcase above surface. Pencil trays. Locks. 108"L (2700 mm) compatible with 60"D (1500 mm) surfaces and 102"L (2550 mm) compatible with 54"D (1350 mm).

Insert option, change T to: Y Sky, add \$65.



High-Gloss White finish option for drawer fronts and back (W): add \$412.

Packaged in 3 boxes.

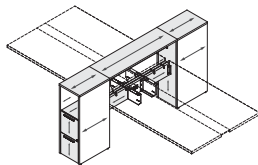
108 x 18 x 47 1/2	2700 x 450 x 1207	C_N_-PRCT1084818UF	3,445	3,713
102 x 18 x 47 1/2	2550 x 450 x 1207	C_N_-PRCT1024818UF	3,363	3,615

Specify the surface type (1, 2). Specify the Gloss finish (W, N). Specify accent color (S, W).

Storage center base modules for double-sided surfaces

Go at the junction of double-sided surfaces. 2 file drawers with suspension bars. Drawers open at the end of the module. Bookcase above surface. Locks. 108"L (2700 mm) compatible with 60"D (1500 mm) surfaces and 102"L (2550 mm) compatible with 54"D (1350 mm).

Insert option, change T to: Y Sky, add \$65.



High-Gloss White finish option (W): add \$412.

Packaged in 3 boxes.

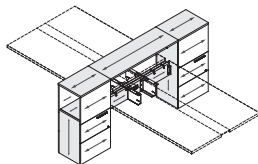
108 x 16 x 47 1/2	2700 x 409 x 1207	C_N_-PRCT1084816EFF	3,296	3,543
102 x 16 x 47 1/2	2550 x 409 x 1207	C_N_-PRCT1024816EFF	3,214	3,445

Specify the surface type (1, 2). Specify the Gloss finish (W, N). Specify accent color (S, W).

Storage center base modules for double-sided surfaces

Go at the junction of double-sided surfaces. 1 file drawer with suspension bar on each side. Bookcase above surface. Locks. 108"L (2700 mm) compatible with 60"D (1500 mm) surfaces and 102"L (2550 mm) compatible with 54"D (1350 mm).

Insert option, change T to: Y Sky, add \$65.



High-Gloss White finish option for drawer fronts and back (W): add \$412.

Packaged in 3 boxes.

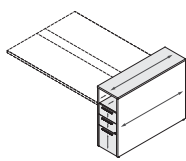
108 x 18 x 47 1/2	2700 x 450 x 1207	C_N_-PRCT1084818FM	3,301	3,564
102 x 18 x 47 1/2	2550 x 450 x 1207	C_N_-PRCT1024818FM	3,219	3,466

Specify the surface type (1, 2). Specify the Gloss finish (W, N). Specify accent color (S, W).

Pedestal bases for double-sided surfaces

Support double-sided surfaces and divide space. 2 box drawers and 1 file drawer with suspension bar. Drawers open at the end of the module. Open space. Integrated wire management. Pencil trays. Locks.

High-Gloss White finish option (W): add \$412.



60 x 16 x 41	1500 x 409 x 1042	C_N_-CRE604116EUF	2,457	2,529
54 x 16 x 41	1350 x 409 x 1042	C_N_-CRE544116EUF	2,395	2,462

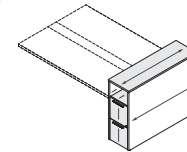
Specify the surface type (1, 2). Specify the Gloss finish (W, N). Specify accent color (S, W).

W x D x H (in)	W x D x H (mm)	Code	All Laminate (\$)	HPL Surfaces (\$)
----------------	----------------	------	-------------------	-------------------

Pedestal bases for double-sided surfaces

Support double-sided surfaces and divide space. 2 file drawers with suspension bars. Drawers open at the end of the module. Open space. Integrated wire management. Locks.

High-Gloss White finish option (W): add \$412.



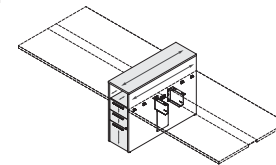
60 x 16 x 41	1500 x 409 x 1042	C_N_-CRE604116EFF	2,271	2,348
54 x 16 x 41	1350 x 409 x 1042	C_N_-CRE544116EFF	2,220	2,287

Specify the surface type (1, 2). Specify the Gloss finish (W, N). Specify accent color (S, W).

Pedestal bases for double-sided surfaces

Go at the junction of double-sided and divide space. 2 box drawer and 1 file drawers with suspension bar. Drawers open at the end of the module. Open space. Integrated wire management. Pencil trays. Locks.

High-Gloss White finish option (W): add \$412.



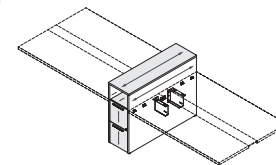
60 x 16 x 41	1500 x 409 x 1042	C_N_-CRC604116EUF	2,663	2,735
54 x 16 x 41	1350 x 409 x 1042	C_N_-CRC544116EUF	2,601	2,668

Specify the surface type (1, 2). Specify the Gloss finish (W, N). Specify accent color (S, W).

Pedestal bases for double-sided surfaces

Go at the junction of double-sided and divide space. 2 file drawers with suspension bars. Drawers open at the end of the module. Open space. Integrated wire management. Locks.

High-Gloss White finish option (W): add \$412.



60 x 16 x 41	1500 x 409 x 1042	C_N_-CRC604116EFF	2,477	2,554
54 x 16 x 41	1350 x 409 x 1042	C_N_-CRC544116EFF	2,421	2,487

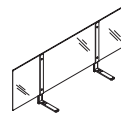
Specify the surface type (1, 2). Specify the Gloss finish (W, N). Specify accent color (S, W).

End of double-sided surface screens – 18" H

Acrylic screens with metal supports to go at the end of a double-sided surface.

60 x 1/4 x 18	1500 x 6 x 450	C_NNN_-SCET6018	726	–
54 x 1/4 x 18	1350 x 6 x 450	C_NNN_-SCET5418	695	–

Specify accent color (S, W).



Insert option, change T to: Y Sky, add \$65.

End of double-sided surface screens – 18" H

Fabric screens with metal supports to go at the end of a double-sided surface. These prices are applicable for United Chair® Grade 1 and 2 fabrics. For other United Chair® grades add: Grade 3: 15%, Grade 4: 20%, Grade 5: 25%, Grade 6: 30%, Grade 8: 35%.

60 x 1/2 x 18	1500 x 12 x 450	C_NNN_-SCEF6018	767	–
54 x 1/2 x 18	1350 x 12 x 450	C_NNN_-SCEF5418	721	–

Specify accent color (S, W). Specify the fabric code after the product code.

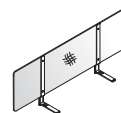


End of double-sided surface screens – 18" H

Felt screens with metal supports to go at the end of a double-sided surface.

60 x 1/2 x 18	1500 x 12 x 450	C_NNN_-SCEFF6018	726	–
54 x 1/2 x 18	1350 x 12 x 450	C_NNN_-SCEFF5418	695	–

Specify accent color (S, W). Specify the felt code after the product code.





	W x D x H (in)	W x D x H (mm)	Code	All Laminate (\$)	HPL Surfaces (\$)
End of single-sided surface screen – 18" H	<i>Acrylic screen with metal supports to go at the end of a single-sided surface.</i>				
	31 x 1/4 x 18	797 x 6 x 450	CNNN_SCET3118	690	–



Insert option, change T to: Y Sky, add \$65.

	W x D x H (in)	W x D x H (mm)	Code	All Laminate (\$)	HPL Surfaces (\$)
End of single-sided surface screen – 18" H	<i>Fabric screen with metal supports to go at the end of a single-sided surface. These prices are applicable for United Chair® Grade 1 and 2 fabrics. For other United Chair® grades add: Grade 3: 15%, Grade 4: 20%, Grade 5: 25%, Grade 6: 30%, Grade 8: 35%.</i>				
	31 x 1/2 x 18	797 x 12 x 450	CNNN_SCEF3118	700	–



	W x D x H (in)	W x D x H (mm)	Code	All Laminate (\$)	HPL Surfaces (\$)
End of single-sided surface screen – 18" H	<i>Felt screen with metal supports to go at the end of a double-sided surface.</i>				
	31 x 1/2 x 18	797 x 12 x 450	CNNN_SCEFF3118	690	–



	W x D x H (in)	W x D x H (mm)	Code	All Laminate (\$)	HPL Surfaces (\$)
Privacy screens	<i>Acrylic translucent screens supported by metal stabilizer feet in a painted finish. Divide face-to-face individual workspaces</i>				
	48 x 1/4 x 18	1200 x 6 x 450	CNNN_SCT4818	479	–
	36 x 1/4 x 18	900 x 6 x 450	CNNN_SCT3618	458	–
	30 x 1/4 x 18	750 x 6 x 450	CNNN_SCT3018	433	–
	24 x 1/4 x 18	600 x 6 x 450	CNNN_SCT2418	412	–
	18 x 1/4 x 18	450 x 6 x 450	CNNN_SCT1818	381	–
	48 x 1/4 x 11	1200 x 6 x 285	CNNN_SCT4811	422	–
	36 x 1/4 x 11	900 x 6 x 285	CNNN_SCT3611	402	–
	30 x 1/4 x 11	750 x 6 x 285	CNNN_SCT3011	371	–
	24 x 1/4 x 11	600 x 6 x 285	CNNN_SCT2411	350	–
	18 x 1/4 x 11	450 x 6 x 285	CNNN_SCT1811	324	–



Insert option, change T to: Y Sky, add \$65.

	W x D x H (in)	W x D x H (mm)	Code	All Laminate (\$)	HPL Surfaces (\$)
Privacy screens	<i>Fabric screens supported by metal stabilizer feet in a painted finish. Divide face-to-face individual workspaces. These prices are applicable for United Chair® Grade 1 and 2 fabrics. For other United Chair® grades add: Grade 3: 15%, Grade 4: 20%, Grade 5: 25%, Grade 6: 30%, Grade 8: 35%.</i>				
	48 x 1/2 x 18	1200 x 12 x 450	CNNN_SCF4818	494	–
	36 x 1/2 x 18	900 x 12 x 450	CNNN_SCF3618	474	–
	30 x 1/2 x 18	750 x 12 x 450	CNNN_SCF3018	453	–
	24 x 1/2 x 18	600 x 12 x 450	CNNN_SCF2418	427	–
	18 x 1/2 x 18	450 x 12 x 450	CNNN_SCF1818	407	–
	48 x 1/2 x 11	1200 x 12 x 285	CNNN_SCF4811	438	–
	36 x 1/2 x 11	900 x 12 x 285	CNNN_SCF3611	417	–
	30 x 1/2 x 11	750 x 12 x 285	CNNN_SCF3011	391	–
	24 x 1/2 x 11	600 x 12 x 285	CNNN_SCF2411	366	–
	18 x 1/2 x 11	450 x 12 x 285	CNNN_SCF1811	345	–



	W x D x H (in)	W x D x H (mm)	Code	All Laminate (\$)	HPL Surfaces (\$)
Privacy screens	<i>Felt screens supported by metal stabilizer feet in a painted finish. Divide face-to-face individual workspaces</i>				
	48 x 1/2 x 18	1200 x 12 x 450	CNNN_SCF4818	479	–
	36 x 1/2 x 18	900 x 12 x 450	CNNN_SCF3618	458	–
	30 x 1/2 x 18	750 x 12 x 450	CNNN_SCF3018	433	–
	24 x 1/2 x 18	600 x 12 x 450	CNNN_SCF2418	412	–
	18 x 1/2 x 18	450 x 12 x 450	CNNN_SCF1818	381	–



	W x D x H (in)	W x D x H (mm)	Code	All Laminate (\$)	HPL Surfaces (\$)
Privacy screens (cont'd)	48 x 1/2 x 11	1200 x 12 x 285	CNNN_SCFF4811	422	–
	36 x 1/2 x 11	900 x 12 x 285	CNNN_SCFF3611	402	–
	30 x 1/2 x 11	750 x 12 x 285	CNNN_SCFF3011	371	–
	24 x 1/2 x 11	600 x 12 x 285	CNNN_SCFF2411	350	–
	18 x 1/2 x 11	450 x 12 x 285	CNNN_SCFF1811	324	–

	W x D x H (in)	W x D x H (mm)	Code	All Laminate (\$)	HPL Surfaces (\$)
Privacy lateral screens	<i>Acrylic translucent screens supported by metal stabilizer feet and clip in a painted finish. Divide side-to-side individual workspaces.</i>				
	24 x 1/4 x 18	600 x 6 x 450	CNNN_SCCT2418	427	–
	21 x 1/4 x 18	525 x 6 x 450	CNNN_SCCT2118	412	–
	18 x 1/4 x 18	450 x 6 x 450	CNNN_SCCT1818	407	–
	15 x 1/4 x 18	375 x 6 x 450	CNNN_SCCT1518	397	–
	24 x 1/4 x 11	600 x 6 x 285	CNNN_SCCT2411	366	–
	21 x 1/4 x 11	525 x 6 x 285	CNNN_SCCT2111	355	–
	18 x 1/4 x 11	450 x 6 x 285	CNNN_SCCT1811	345	–
	15 x 1/4 x 11	375 x 6 x 285	CNNN_SCCT1511	335	–



Insert option, change T to: Y Sky, add \$65.

	W x D x H (in)	W x D x H (mm)	Code	All Laminate (\$)	HPL Surfaces (\$)
Privacy lateral screens	<i>Fabric screens supported by metal stabilizer feet and clip in a painted finish. Divide side-to-side individual workspaces. These prices are applicable for United Chair® Grade 1 and 2 fabrics. For other United Chair® grades add: Grade 3: 15%, Grade 4: 20%, Grade 5: 25%, Grade 6: 30%, Grade 8: 35%.</i>				
	24 x 1/2 x 18	600 x 12 x 450	CNNN_SCCF2418	448	–
	21 x 1/2 x 18	525 x 12 x 450	CNNN_SCCF2118	433	–
	18 x 1/2 x 18	450 x 12 x 450	CNNN_SCCF1818	422	–
	15 x 1/2 x 18	375 x 12 x 450	CNNN_SCCF1518	412	–
	24 x 1/2 x 11	600 x 12 x 285	CNNN_SCCF2411	381	–
	21 x 1/2 x 11	525 x 12 x 285	CNNN_SCCF2111	371	–
	18 x 1/2 x 11	450 x 12 x 285	CNNN_SCCF1811	361	–
	15 x 1/2 x 11	375 x 12 x 285	CNNN_SCCF1511	350	–



	W x D x H (in)	W x D x H (mm)	Code	All Laminate (\$)	HPL Surfaces (\$)
Privacy lateral screens	<i>Felt screens supported by metal stabilizer feet and clip in a painted finish. Divide side-to-side individual workspaces.</i>				
	24 x 1/2 x 18	600 x 12 x 450	CNNN_SCCFF2418	427	–
	21 x 1/2 x 18	525 x 12 x 450	CNNN_SCCFF2118	412	–
	18 x 1/2 x 18	450 x 12 x 450	CNNN_SCCFF1818	407	–
	15 x 1/2 x 18	375 x 12 x 450	CNNN_SCCFF1518	397	–
	24 x 1/2 x 11	600 x 12 x 285	CNNN_SCCFF2411	366	–
	21 x 1/2 x 11	525 x 12 x 285	CNNN_SCCFF2111	355	–
	18 x 1/2 x 11	450 x 12 x 285	CNNN_SCCFF1811	345	–
	15 x 1/2 x 11	375 x 12 x 285	CNNN_SCCFF1511	335	–





	W x D x H (in)	W x D x H (mm)	Code	All Laminate (\$)	HPL Surfaces (\$)
Add-on counters with off-centered back	<i>1" (25 mm) thick melamine, acrylic back. To be used at the end of double-sided surfaces.</i>				
	60 x 15 x 18	1500 x 375 x 450	C_NNS-MCET601815	654	747
	54 x 15 x 18	1350 x 375 x 450	C_NNS-MCET541815	633	721
	60 x 12 x 11	1500 x 300 x 285	C_NNS-MCET601112	639	731
	54 x 12 x 11	1350 x 300 x 285	C_NNS-MCET541112	623	706





Insert option, change T to: Y Sky, add \$65.




	W x D x H (in)	W x D x H (mm)	Code	All Laminate (\$)	HPL Surfaces (\$)
Add-on counters with centered back	<i>1" (25 mm) thick melamine, acrylic back. To be used on double-sided surfaces to divide space. 1 tone only.</i>				
	60 x 18 x 18	1500 x 450 x 450	C_NNS-MCCT6D1818	670	778
	54 x 18 x 18	1350 x 450 x 450	C_NNS-MCCT541818	649	752
	60 x 18 x 11	1500 x 450 x 285	C_NNS-MCCT6D1118	654	762
	54 x 18 x 11	1350 x 450 x 285	C_NNS-MCCT541118	633	736
Insert option, change T to: Y Sky, add \$65.	Specify the surface type (1, 2).				


	W x D x H (in)	W x D x H (mm)	Code	All Laminate (\$)	HPL Surfaces (\$)
Double-sided accessory rails	<i>Silver aluminum finish and laminate ends. Allow accessories utilisation on both sides of a double-sided surface and create visual privacy. (Refer to Lacasse general price book for accessories). 1 tone only.</i>				
	72 x 13 x 11	1800 x 325 x 285	CNNNS-RAD7211	901	—
	66 x 13 x 11	1650 x 325 x 285	CNNNS-RAD6611	876	—
	60 x 13 x 11	1500 x 325 x 285	CNNNS-RAD6011	845	—
	54 x 13 x 11	1350 x 325 x 285	CNNNS-RAD5411	824	—
	48 x 13 x 11	1200 x 325 x 285	CNNNS-RAD4811	798	—
	42 x 13 x 11	1050 x 325 x 285	CNNNS-RAD4211	778	—
	36 x 13 x 11	900 x 325 x 285	CNNNS-RAD3611	752	—
	30 x 13 x 11	750 x 325 x 285	CNNNS-RAD3011	726	—
	24 x 13 x 11	600 x 325 x 285	CNNNS-RAD2411	706	—


	W x D x H (in)	W x D x H (mm)	Code	All Laminate (\$)	HPL Surfaces (\$)
Single-sided accessory rails	<i>Silver aluminum finish and laminate ends. Allow accessories utilisation on single-sided surfaces. (Refer to Lacasse general price book for accessories). 1 tone only.</i>				
	72 x 11 x 11	1800 x 285 x 285	CNNNS-RAS7211	659	—
	66 x 11 x 11	1650 x 285 x 285	CNNNS-RAS6611	633	—
	60 x 11 x 11	1500 x 285 x 285	CNNNS-RAS6011	608	—
	54 x 11 x 11	1350 x 285 x 285	CNNNS-RAS5411	582	—
	48 x 11 x 11	1200 x 285 x 285	CNNNS-RAS4811	556	—
	42 x 11 x 11	1050 x 285 x 285	CNNNS-RAS4211	536	—
	36 x 11 x 11	900 x 285 x 285	CNNNS-RAS3611	515	—
	30 x 11 x 11	750 x 285 x 285	CNNNS-RAS3011	484	—
	24 x 11 x 11	600 x 285 x 285	CNNNS-RAS2411	464	—

	W x D x H (in)	W x D x H (mm)	Code	All Laminate (\$)	HPL Surfaces (\$)
Surface height bookcases – 30" H	<i>Laminate back Silver anodized aluminum feet. 1 tone only. 1 fixed shelf. Storage space for 2 binders high.</i>				
	18 x 13 x 30	450 x 325 x 762	CNNNS-EBM3018	577	—
	<i>White board on back Silver anodized aluminum feet. 1 tone only. 1 fixed shelf. Storage space for 2 binders high.</i>				
	18 x 13 x 30	450 x 325 x 762	CNNNS-EBW3018	639	—


	W x D x H (in)	W x D x H (mm)	Code	All Laminate (\$)	HPL Surfaces (\$)
Surface height bookcases – 30" H	<i>Translucent insert with Silver anodized aluminum framed. Silver anodized aluminum feet. 1 tone only. 1 fixed shelf. Storage space for 2 binders high.</i>				
	18 x 13 x 30	450 x 325 x 762	CNNNS-EBT3018	680	—


Insert option, change T to: Y Sky, add \$65.

	W x D x H (in)	W x D x H (mm)	Code	All Laminate (\$)	HPL Surfaces (\$)
Surface height bookcases – 24" H	<i>Laminate back Silver anodized aluminum feet. 1 tone only. Top portion allows 1 high binder storage. Pigeonhole at bottom.</i>				
	18 x 13 x 24	450 x 325 x 610	CNNNS-EBM2418	567	—
	<i>White board on back Silver anodized aluminum feet. 1 tone only. Top portion allows 1 high binder storage. Pigeonhole at bottom.</i>				
	18 x 13 x 24	450 x 325 x 610	CNNNS-EBW2418	613	—


	W x D x H (in)	W x D x H (mm)	Code	All Laminate (\$)	HPL Surfaces (\$)
Surface height bookcases – 24" H	<i>Translucent insert with Silver anodized aluminum framed. Silver anodized aluminum feet. 1 tone only. Top portion allows 1 high binder storage. Pigeonhole at bottom.</i>				
	18 x 13 x 24	450 x 325 x 610	CNNNS-EBT2418	664	—

Insert option, change T to: Y Sky, add \$65.


	W x D x H (in)	W x D x H (mm)	Code	All Laminate (\$)	HPL Surfaces (\$)
Surface height bookcases – 18" H	<i>Laminate back Silver anodized aluminum feet. 1 tone only</i>				
	30 x 13 x 18	750 x 325 x 450	CNNNS-EBM1830	577	—
	24 x 13 x 18	600 x 325 x 450	CNNNS-EBM1824	567	—
	18 x 13 x 18	450 x 325 x 450	CNNNS-EBM1818	551	—
	<i>White board on back Silver anodized aluminum feet. 1 tone only.</i>				
	30 x 13 x 18	750 x 325 x 450	CNNNS-EBW1830	639	—
	24 x 13 x 18	600 x 325 x 450	CNNNS-EBW1824	613	—
	18 x 13 x 18	450 x 325 x 450	CNNNS-EBW1818	592	—

	W x D x H (in)	W x D x H (mm)	Code	All Laminate (\$)	HPL Surfaces (\$)
Surface height bookcases – 18" H	<i>Translucent insert with Silver anodized aluminum framed. Silver anodized aluminum feet. 1 tone only.</i>				
	30 x 13 x 18	750 x 325 x 450	CNNNS-EBT1830	680	—
	24 x 13 x 18	600 x 325 x 450	CNNNS-EBT1824	664	—
	18 x 13 x 18	450 x 325 x 450	CNNNS-EBT1818	654	—

Insert option, change T to: Y Sky, add \$65.

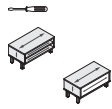
	W x D x H (in)	W x D x H (mm)	Code	All Laminate (\$)	HPL Surfaces (\$)
Surface height bookcases – 11" H	<i>Laminate back Silver anodized aluminum feet. 1 tone only.</i>				
	30 x 13 x 11	750 x 325 x 285	CNNNS-EBM1130	541	—
	24 x 13 x 11	600 x 325 x 285	CNNNS-EBM1124	530	—
	18 x 13 x 11	450 x 325 x 285	CNNNS-EBM1118	520	—

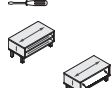
	W x D x H (in)	W x D x H (mm)	Code	All Laminate (\$)	HPL Surfaces (\$)
	<i>White board on back Silver anodized aluminum feet. 1 tone only.</i>				
	30 x 13 x 11	750 x 325 x 285	CNNNS-EBW1130	603	—
	24 x 13 x 11	600 x 325 x 285	CNNNS-EBW1124	572	—
	18 x 13 x 11	450 x 325 x 285	CNNNS-EBW1118	546	—

	W x D x H (in)	W x D x H (mm)	Code	All Laminate (\$)	HPL Surfaces (\$)
Surface height bookcases – 11" H	<i>Translucent insert with Silver anodized aluminum framed. Silver anodized aluminum feet. 1 tone only.</i>				
	30 x 13 x 11	750 x 325 x 285	CNNNS-EBT1130	618	—
	24 x 13 x 11	600 x 325 x 285	CNNNS-EBT1124	608	—
	18 x 13 x 11	450 x 325 x 285	CNNNS-EBT1118	597	—

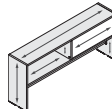
Insert option, change T to: Y Sky, add \$44.



	W x D x H (in)	W x D x H (mm)	Code	All Laminate (\$)	HPL Surfaces (\$)
Surface height pigeonholes					
<i>Laminate back</i>					
<i>Silver anodized aluminum feet. 1 tone only.</i>					
	30 x 13 x 11	750 x 325 x 285	CNNNS-DVM1130	572	—
	24 x 13 x 11	600 x 325 x 285	CNNNS-DVM1124	556	—
	18 x 13 x 11	450 x 325 x 285	CNNNS-DVM1118	546	—
<i>White board on back</i>					
<i>Silver anodized aluminum feet. 1 tone only.</i>					
	30 x 13 x 11	750 x 325 x 285	CNNNS-DVW1130	613	—
	24 x 13 x 11	600 x 325 x 285	CNNNS-DVW1124	592	—
	18 x 13 x 11	450 x 325 x 285	CNNNS-DVW1118	556	—

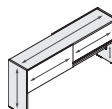
	W x D x H (in)	W x D x H (mm)	Code	All Laminate (\$)	HPL Surfaces (\$)
Surface height pigeonholes					
<i>Translucent insert with Silver anodized aluminum framed. Silver anodized aluminum feet. 1 tone only.</i>					
	30 x 13 x 11	750 x 325 x 285	CNNNS-DVT1130	639	—
	24 x 13 x 11	600 x 325 x 285	CNNNS-DVT1124	613	—
	18 x 13 x 11	450 x 325 x 285	CNNNS-DVT1118	592	—

Insert option, change T to: Y Sky, add \$44.

	W x D x H (in)	W x D x H (mm)	Code	All Laminate (\$)	HPL Surfaces (\$)
Open hutches for double-sided surfaces					
<i>Clearance: 16 3/4" (425 mm). Open space on each side. Half-height centered acrylic back. Storage module back can receive a tackboard.</i>					
	84 x 14 3/4 x 32	2100 x 364 x 800	CNN_S-EDT843215	1,468	—
	72 x 14 3/4 x 32	1800 x 364 x 800	CNN_S-EDT723215	1,391	—
	60 x 14 3/4 x 32	1500 x 364 x 800	CNN_S-EDT603215	1,324	—
	48 x 14 3/4 x 32	1200 x 364 x 800	CNN_S-EDT483215	1,303	—
	42 x 14 3/4 x 32	1050 x 364 x 800	CNN_S-EDT423215	1,164	—

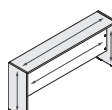
Insert option, change T to: Y Sky, add \$65.

High-Gloss White finish option for back (W): add \$164.

	W x D x H (in)	W x D x H (mm)	Code	All Laminate (\$)	HPL Surfaces (\$)
Sliding doors hutches for double-sided surfaces					
<i>Clearance: 16 1/2" (412 mm). 1 sliding door on each side. Half-height centered acrylic back.</i>					
	84 x 16 x 32	2100 x 400 x 800	CNN_S-EDT843216C	2,029	—
	72 x 16 x 32	1800 x 400 x 800	CNN_S-EDT723216C	1,942	—
	60 x 16 x 32	1500 x 400 x 800	CNN_S-EDT603216C	1,869	—
	48 x 16 x 32	1200 x 400 x 800	CNN_S-EDT483216C	1,839	—
	42 x 16 x 32	1050 x 400 x 800	CNN_S-EDT423216C	1,684	—

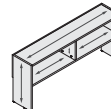
Insert option, change T to: Y Sky, add \$65.

High-Gloss White finish option for doors and back (W): add \$164.

	W x D x H (in)	W x D x H (mm)	Code	All Laminate (\$)	HPL Surfaces (\$)
Laminate dividers for double-sided surfaces					
<i>Centered laminate back compatible with a tackboard.</i>					
	84 x 14 3/4 x 32	2100 x 364 x 800	CNN_S-EDS843215	736	—
	72 x 14 3/4 x 32	1800 x 364 x 800	CNN_S-EDS723215	721	—
	60 x 14 3/4 x 32	1500 x 364 x 800	CNN_S-EDS603215	706	—
	48 x 14 3/4 x 32	1200 x 364 x 800	CNN_S-EDS483215	695	—
	42 x 14 3/4 x 32	1050 x 364 x 800	CNN_S-EDS423215	664	—

High-Gloss White finish option for back (W): add \$109.

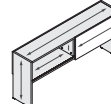
Specify the Gloss finish (W, N).

	W x D x H (in)	W x D x H (mm)	Code	All Laminate (\$)	HPL Surfaces (\$)
Open hutches for single-sided surfaces					
<i>Clearance: 16 3/4" (425 mm). Half-height acrylic back.</i>					
	84 x 15 1/4 x 32	2100 x 380 x 800	CNN_S-EST843215	1,344	—
	72 x 15 1/4 x 32	1800 x 380 x 800	CNN_S-EST723215	1,293	—
	60 x 15 1/4 x 32	1500 x 380 x 800	CNN_S-EST603215	1,251	—
	48 x 15 1/4 x 32	1200 x 380 x 800	CNN_S-EST483215	1,231	—
	42 x 15 1/4 x 32	1050 x 380 x 800	CNN_S-EST423215	1,133	—

Insert option, change T to: Y Sky, add \$65.

High-Gloss White finish option for back (W): add \$109.

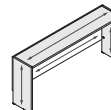
Specify the Gloss finish (W, N).

	W x D x H (in)	W x D x H (mm)	Code	All Laminate (\$)	HPL Surfaces (\$)
Sliding door hutches for single-sided surfaces					
<i>Clearance: 16 1/2" (412 mm). Half-height acrylic back. 1 sliding door.</i>					
	84 x 16 x 32	2100 x 400 x 800	CNN_S-EST843216C	1,653	—
	72 x 16 x 32	1800 x 400 x 800	CNN_S-EST723216C	1,602	—
	60 x 16 x 32	1500 x 400 x 800	CNN_S-EST603216C	1,560	—
	48 x 16 x 32	1200 x 400 x 800	CNN_S-EST483216C	1,530	—
	42 x 16 x 32	1050 x 400 x 800	CNN_S-EST423216C	1,437	—

Insert option, change T to: Y Sky, add \$65.

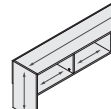
High-Gloss White finish option for doors and back (W): add \$164.

Specify the Gloss finish (W, N).

	W x D x H (in)	W x D x H (mm)	Code	All Laminate (\$)	HPL Surfaces (\$)
Laminate dividers for single-sided surface					
<i>Back can receive a tackboard.</i>					
	84 x 15 1/4 x 32	2100 x 380 x 800	CNN_S-ESS843215	700	—
	72 x 15 1/4 x 32	1800 x 380 x 800	CNN_S-ESS723215	680	—
	60 x 15 1/4 x 32	1500 x 380 x 800	CNN_S-ESS603215	670	—
	48 x 15 1/4 x 32	1200 x 380 x 800	CNN_S-ESS483215	659	—
	42 x 15 1/4 x 32	1050 x 380 x 800	CNN_S-ESS423215	623	—

High-Gloss White finish option for back (W): add \$109.

Specify the Gloss finish (W, N).

	W x D x H (in)	W x D x H (mm)	Code	All Laminate (\$)	HPL Surfaces (\$)
Open hutches for storage module					
<i>Clearance: 16 3/4" (425 mm). Half-height centered acrylic back.</i>					
	90 x 19 1/4 x 32	2250 x 480 x 800	CNN_S-ET903220	1,210	—
	72 x 19 1/4 x 32	1800 x 480 x 800	CNN_S-ET723220	1,056	—
	60 x 19 1/4 x 32	1500 x 480 x 800	CNN_S-ET603220	1,004	—
	48 x 19 1/4 x 32	1200 x 480 x 800	CNN_S-ET483220	948	—
	42 x 19 1/4 x 32	1050 x 480 x 800	CNN_S-ET423220	896	—

Insert option, change T to: Y Sky, add \$65.

High-Gloss White finish option for back (W): add \$164.

Specify the Gloss finish (W, N).

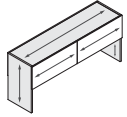
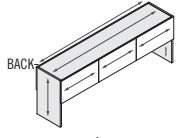
High-Gloss White finish option for back (W): add \$164.

90": 3 sections
72" to 42": 2 sections



	W x D x H (in)	W x D x H (mm)	Code	All Laminate (\$)	HPL Surfaces (\$)
Hutches with lift-up doors for storage module	<i>Clearance: 16 1/2" (412 mm). Lift-up doors with soft close. Half-height acrylic back.</i>				
	90 x 20 x 32	2250 x 500 x 800	CNN_S-ET903220V	1,869	—
	72 x 20 x 32	1800 x 500 x 800	CNN_S-ET723220V	1,514	—
	60 x 20 x 32	1500 x 500 x 800	CNN_S-ET603220V	1,447	—
	48 x 20 x 32	1200 x 500 x 800	CNN_S-ET483220V	1,385	—
	42 x 20 x 32	1050 x 500 x 800	CNN_S-ET423220V	1,324	—

Specify the Gloss finish (W, N).



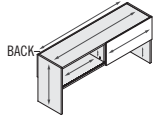
Insert option, change T to: Y Sky, add \$65.

High-Gloss White finish option for doors and back (W): add \$218.

90": 3 sections
72" to 42": 2 sections

	W x D x H (in)	W x D x H (mm)	Code	All Laminate (\$)	HPL Surfaces (\$)
Sliding door hutches for storage module	<i>Clearance: 16 1/2" (412 mm). 1 sliding door. Half-height acrylic back.</i>				
	72 x 20 x 32	1800 x 500 x 800	CNN_S-ET723220C	1,689	—
	60 x 20 x 32	1500 x 500 x 800	CNN_S-ET603220C	1,597	—
	48 x 20 x 32	1200 x 500 x 800	CNN_S-ET483220C	1,499	—

Specify the Gloss finish (W, N).



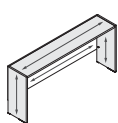
Insert option, change T to: Y Sky, add \$65.

High-Gloss White finish option for back (W): add \$164.

72" to 42": 2 sections

	W x D x H (in)	W x D x H (mm)	Code	All Laminate (\$)	HPL Surfaces (\$)
Laminate dividers for storage module	<i>Back can receive a tackboard.</i>				
	90 x 19 1/4 x 32	2250 x 480 x 800	CNN_S-ES903220	742	—
	72 x 19 1/4 x 32	1800 x 480 x 800	CNN_S-ES723220	721	—
	60 x 19 1/4 x 32	1500 x 480 x 800	CNN_S-ES603220	706	—
	48 x 19 1/4 x 32	1200 x 480 x 800	CNN_S-ES483220	690	—
	42 x 19 1/4 x 32	1050 x 480 x 800	CNN_S-ES423220	659	—

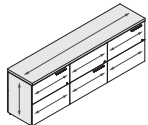
Specify the Gloss finish (W, N).



High-Gloss White finish option for back (W): add \$109.

	W x D x H (in)	W x D x H (mm)	Code	All Laminate (\$)	HPL Surfaces (\$)
Shared storage modules, lateral files	<i>3 file drawers with suspension bars on both sides. Locks.</i>				
	90 x 20 x 29 3/8	2250 x 500 x 745	C_N_-DFM2090MF	3,131	3,487

Specify the surface type (1, 2). Specify the Gloss finish (W, N). Specify accent color (S, W).



High-Gloss White finish option for drawer fronts and back (W): add \$328.

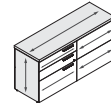
Packaged in 4 boxes.

90 x 20 x 29 3/8	2250 x 500 x 757	C_N_-DFM2090MF	3,358	3,626
------------------	------------------	-----------------------	--------------	--------------

Specify the surface type (5, 6). Specify the Gloss finish (W, N). Specify accent color (S, W).

	W x D x H (in)	W x D x H (mm)	Code	All Laminate (\$)	HPL Surfaces (\$)
--	----------------	----------------	------	-------------------	-------------------

Shared storage modules, box and file drawers
2 box drawers and 1 file drawer with suspension bar on both sides. Pencil trays. Locks.



High-Gloss White finish option for drawer fronts and back (W): add \$218.

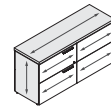
72 x 20 x 29 3/8	1800 x 500 x 745	C_N_-DLUF2072M	2,307	2,570
60 x 20 x 29 3/8	1500 x 500 x 745	C_N_-DLUF2060M	2,235	2,477
48 x 20 x 29 3/8	1200 x 500 x 745	C_N_-DLUF2048M	2,204	2,379

Specify the surface type (1, 2). Specify the Gloss finish (W, N). Specify accent color (S, W).

72 x 20 x 29 3/8	1800 x 500 x 757	C_N_-DLUF2072M	2,457	2,930
60 x 20 x 29 3/8	1500 x 500 x 757	C_N_-DLUF2060M	2,374	2,812
48 x 20 x 29 3/8	1200 x 500 x 757	C_N_-DLUF2048M	2,302	2,755

Specify the surface type (5, 6). Specify the Gloss finish (W, N). Specify accent color (S, W).

	W x D x H (in)	W x D x H (mm)	Code	All Laminate (\$)	HPL Surfaces (\$)
Shared storage modules, lateral files	<i>2 file drawers with suspension bars on both sides. Locks.</i>				
	72 x 20 x 29 3/8	1800 x 500 x 745	C_N_-DLF2072M	1,988	2,240
	60 x 20 x 29 3/8	1500 x 500 x 745	C_N_-DLF2060M	1,921	2,148
	48 x 20 x 29 3/8	1200 x 500 x 745	C_N_-DLF2048M	1,854	2,096



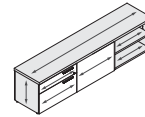
High-Gloss White finish option for drawer fronts and back (W): add \$218.

Specify the surface type (1, 2). Specify the Gloss finish (W, N). Specify accent color (S, W).

72 x 20 x 29 3/8	1800 x 500 x 757	C_N_-DLF2072M	2,091	2,513
60 x 20 x 29 3/8	1500 x 500 x 757	C_N_-DLF2060M	2,050	2,451
48 x 20 x 29 3/8	1200 x 500 x 757	C_N_-DLF2048M	2,003	2,410

Specify the surface type (5, 6). Specify the Gloss finish (W, N). Specify accent color (S, W).

	W x D x H (in)	W x D x H (mm)	Code	All Laminate (\$)	HPL Surfaces (\$)
Shared storage modules, box and file drawers – 21" H	<i>1 box drawer and 1 file drawer with suspension bar on both sides. 1 open space on each side. Adjustable shelves. Pencil trays. Locks. Can receive 1 or more cushions.</i>				
	90 x 20 x 21	2250 x 500 x 561	C_N_-DUL209021MS	2,127	2,348
	72 x 20 x 21	1800 x 500 x 561	C_N_-DUL207221MS	1,942	2,075



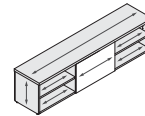
High-Gloss White finish option for drawer fronts and back (W): add \$328.

Specify the surface type (1, 2). Specify the Gloss finish (W, N). Specify accent color (W, S).

90 x 20 x 21	2250 x 500 x 561	C_N_-DUL209021MS	2,209	2,441
72 x 20 x 21	1800 x 500 x 561	C_N_-DUL207221MS	1,967	2,189

Specify the surface type (5, 6). Specify the Gloss finish (W, N). Specify accent color (W, S).

	W x D x H (in)	W x D x H (mm)	Code	All Laminate (\$)	HPL Surfaces (\$)
Shared open bookcases – 21" H	<i>1 open space with back on each side. 1 open space without back. Adjustable shelves. Can receive 1 or more cushions.</i>				
	90 x 20 x 21	2250 x 500 x 561	C_N_N-DS209021MS	1,231	1,421
	72 x 20 x 21	1800 x 500 x 561	C_N_N-DS207221MS	1,118	1,298



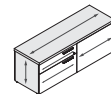
High-Gloss White finish option for fronts (W): add \$164.

Specify the surface type (1, 2). Specify the Gloss finish (W, N).

90 x 20 x 21	2250 x 500 x 561	C_N_N-DS209021MS	1,318	1,499
72 x 20 x 21	1800 x 500 x 561	C_N_N-DS207221MS	1,174	1,370

Specify the surface type (5, 6). Specify the Gloss finish (W, N).

	W x D x H (in)	W x D x H (mm)	Code	All Laminate (\$)	HPL Surfaces (\$)
Shared storage modules, box and file drawers – 21" H	<i>1 box drawer and 1 file drawer with suspension bar on both sides. Pencil trays. Locks. Can receive 1 or more cushions.</i>				
	60 x 20 x 21	1500 x 500 x 561	C_N_-DUL206021M	1,818	1,895
	48 x 20 x 21	1200 x 500 x 561	C_N_-DUL204821M	1,756	1,818



High-Gloss White finish option for drawer fronts and back (W): add \$218.

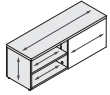
Specify the surface type (1, 2). Specify the Gloss finish (W, N). Specify accent color (W, S).

60 x 20 x 21	1500 x 500 x 561	C_N_-DUL206021M	1,900	2,014
48 x 20 x 21	1200 x 500 x 561	C_N_-DUL204821M	1,808	1,921

Specify the surface type (5, 6). Specify the Gloss finish (W, N). Specify accent color (W, S).



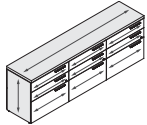
W x D x H (in)	W x D x H (mm)	Code	All Laminate (\$)	HPL Surfaces (\$)
Shared open bookcases – 21" H				
<i>1 open space on both sides. Adjustable shelves. Can receive 1 or more cushions.</i>				
60 x 20 x 21	1500 x 500 x 561	C_N_N-DS206021M	870	1,076
48 x 20 x 21	1200 x 500 x 561	C_N_N-DS204821M	850	1,015
Specify the surface type (1, 2). Specify the Gloss finish (W, N).				
60 x 20 x 21	1500 x 500 x 561	C_N_N-DS206021M	932	1,128
48 x 20 x 21	1200 x 500 x 561	C_N_N-DS204821M	886	1,061
Specify the surface type (5, 6). Specify the Gloss finish (W, N).				



High-Gloss White finish option for back (W): add \$164.

Lateral box and file storages

<i>6 box drawers and 3 file drawers with suspension bars. Pencil trays. Locks.</i>				
90 x 20 x 29 7/8	2250 x 500 x 745	C_N__LUF2090LUF	3,461	3,713
Specify the surface type (1, 2). Specify the Gloss finish (W, N). Specify accent color (W, S).				

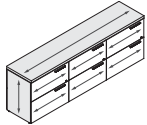


High-Gloss White finish option for drawer fronts and back (W): add \$328.

Packaged in 4 boxes.

Lateral file storages

<i>6 file drawers with suspension bars. Locks.</i>				
90 x 20 x 29 7/8	2250 x 500 x 745	C_N__LF2090LF	3,069	3,306
Specify the surface type (1, 2). Specify the Gloss finish (W, N). Specify accent color (W, S).				

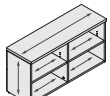
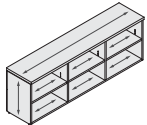


High-Gloss White finish option for drawer fronts and back (W): add \$328.

Packaged in 4 boxes.

Open bookcase storages

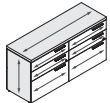
<i>Adjustable shelves.</i>				
90 x 20 x 29 7/8	2250 x 500 x 745	C_N_N-S2090S	1,231	1,421
72 x 20 x 29 7/8	1800 x 500 x 745	C_N_N-S2072S	989	1,143
60 x 20 x 29 7/8	1500 x 500 x 745	C_N_N-S2060S	937	1,082
48 x 20 x 29 7/8	1200 x 500 x 745	C_N_N-S2048S	886	1,015
Specify the surface type (1, 2). Specify the Gloss finish (W, N).				



High-Gloss White finish option for back (W): add \$218.

Lateral box and file storages

<i>4 box drawers and 2 file drawers with suspension bars. Pencil trays. Locks. Optional counterweight to meet BIFMA standards (See general Lacasse price book).</i>				
72 x 20 x 29 7/8	1800 x 500 x 745	C_N__LUF2072LUF	2,142	2,534
60 x 20 x 29 7/8	1500 x 500 x 745	C_N__LUF2060LUF	2,070	2,436
48 x 20 x 29 7/8	1200 x 500 x 745	C_N__LUF2048LUF	1,972	2,338
Specify the surface type (1, 2). Specify the Gloss finish (W, N). Specify accent color (W, S).				

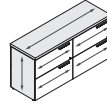


High-Gloss White finish option for drawer fronts and back (W): add \$218.

72 x 20 x 29 7/8	1800 x 500 x 745	C_N__LUF2072LUF	2,256	2,632
60 x 20 x 29 7/8	1500 x 500 x 745	C_N__LUF2060LUF	2,173	2,570
48 x 20 x 29 7/8	1200 x 500 x 745	C_N__LUF2048LUF	2,060	2,477
Specify the surface type (5, 6). Specify the Gloss finish (W, N). Specify accent color (W, S).				

Lateral file storages

W x D x H (in)	W x D x H (mm)	Code	All Laminate (\$)	HPL Surfaces (\$)
<i>4 file drawers with suspension bars. Locks. Optional counterweight to meet BIFMA standards (See general Lacasse price book).</i>				
72 x 20 x 29 7/8	1800 x 500 x 745	C_N__LF2072LF	1,839	2,075
60 x 20 x 29 7/8	1500 x 500 x 745	C_N__LF2060LF	1,761	1,978
48 x 20 x 29 7/8	1200 x 500 x 745	C_N__LF2048LF	1,679	1,875



High-Gloss White finish option for drawer fronts and back (W): add \$218.

Specify the surface type (1, 2). Specify the Gloss finish (W, N). Specify accent color (W, S).

72 x 20 x 29 7/8	1800 x 500 x 745	C_N__LF2072LF	2,019	2,256
60 x 20 x 29 7/8	1500 x 500 x 745	C_N__LF2060LF	1,926	2,137
48 x 20 x 29 7/8	1200 x 500 x 745	C_N__LF2048LF	1,813	2,173

Specify the surface type (5, 6). Specify the Gloss finish (W, N). Specify accent color (W, S).

Lateral box and file storages

2 box drawers and 1 file drawer with suspension bar. Pencil tray. Lock. Optional counterweight to meet BIFMA standards (See general Lacasse price book).



High-Gloss White finish option for drawer fronts and back (W): add \$164.

36 x 20 x 29 7/8	900 x 500 x 745	C_N__-2036LUF	1,169	1,344
------------------	-----------------	---------------	-------	-------

Specify the surface type (1, 2). Specify the Gloss finish (W, N). Specify accent color (W, S).

36 x 20 x 29 7/8	900 x 500 x 745	C_N__-2036LUF	1,205	1,457
------------------	-----------------	---------------	-------	-------

Specify the surface type (5, 6). Specify the Gloss finish (W, N). Specify accent color (W, S).

Lateral file storages

<i>2 file drawers with suspension bars. Lock. Optional counterweight to meet BIFMA standards (See general Lacasse price book).</i>				
36 x 20 x 29 7/8	900 x 500 x 745	C_N__-2036LF	1,118	1,272



High-Gloss White finish option for drawer fronts and back (W): add \$164.

Specify the surface type (1, 2). Specify the Gloss finish (W, N). Specify accent color (W, S).

36 x 20 x 29 7/8	900 x 500 x 745	C_N__-2036LF	1,148	1,375
------------------	-----------------	--------------	-------	-------

Specify the surface type (5, 6). Specify the Gloss finish (W, N). Specify accent color (W, S).

Open bookcase storages

<i>Adjustable shelf.</i>				
36 x 20 x 29 7/8	900 x 500 x 745	C_N_N-2036S	706	778



High-Gloss White finish option for back (W): add \$109.

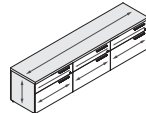
Specify the surface type (1, 2). Specify the Gloss finish (W, N).

36 x 20 x 29 7/8	900 x 500 x 745	C_N_N-2036S	798	958
------------------	-----------------	-------------	-----	-----

Specify the surface type (5, 6). Specify the Gloss finish (W, N).

Lateral box and file storages – 21" H

3 box drawers and 3 file drawers with suspension bars. Pencil trays. Locks. Can receive 1 or more cushions.



High-Gloss White finish option for drawer fronts and back (W): add \$328.

90 x 20 x 21	2250 x 500 x 561	C_N__UL209021UL	2,441	2,673
--------------	------------------	-----------------	-------	-------

Specify the surface type (1, 2). Specify the Gloss finish (W, N). Specify accent color (W, S).

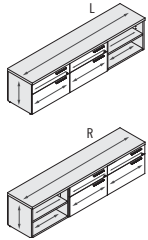
90 x 20 x 21	2250 x 500 x 561	C_N__UL209021UL	2,554	2,796
--------------	------------------	-----------------	-------	-------

Specify the surface type (5, 6). Specify the Gloss finish (W, N). Specify accent color (W, S).



W x D x H (in)	W x D x H (mm)	Code	All Laminate (\$)	HPL Surfaces (\$)
----------------	----------------	------	-------------------	-------------------

Lateral box and file with open space storages – 21" H



High-Gloss White finish option for drawer fronts and back (W): add \$328.

2 box drawers and 2 file drawers with suspension bars. 1 open space with adjustable shelf. Pencil trays. Locks. Can receive 1 or more cushions.

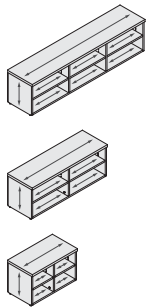
90 x 20 x 21	2250 x 500 x 561	C_N_-UL209021ULS_	1,998	2,132
72 x 20 x 21	1800 x 500 x 561	C_N_-UL207221ULS_	1,900	2,003

Specify the surface type (1, 2). Specify the Gloss finish (W, N). Specify accent color (W, S). Choose left or right, add L or R at the end of the code.

90 x 20 x 21	2250 x 500 x 561	C_N_-UL209021ULS_	2,060	2,199
72 x 20 x 21	1800 x 500 x 561	C_N_-UL207221ULS_	1,947	2,060

Specify the surface type (5, 6). Specify the Gloss finish (W, N). Specify accent color (W, S). Choose left or right, add L or R at the end of the code.

Open bookcase storages – 21" H



High-Gloss White finish option for back (W): add \$164.

Adjustable shelves. Can receive 1 or more cushions.

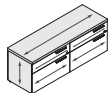
90 x 20 x 21	2250 x 500 x 561	C_N_N-S209021S	1,148	1,288
72 x 20 x 21	1800 x 500 x 561	C_N_N-S207221S	922	1,030
60 x 20 x 21	1500 x 500 x 561	C_N_N-S206021S	865	958
48 x 20 x 21	1200 x 500 x 561	C_N_N-S204821S	809	881
36 x 20 x 21	900 x 500 x 561	C_N_N-S203621S	752	803

Specify the surface type (1, 2). Specify the Gloss finish (W, N).

90 x 20 x 21	2250 x 500 x 561	C_N_N-S209021S	1,215	1,360
72 x 20 x 21	1800 x 500 x 561	C_N_N-S207221S	973	1,087
60 x 20 x 21	1500 x 500 x 561	C_N_N-S206021S	906	1,004
48 x 20 x 21	1200 x 500 x 561	C_N_N-S204821S	845	922
36 x 20 x 21	900 x 500 x 561	C_N_N-S203621S	778	834

Specify the surface type (5, 6). Specify the Gloss finish (W, N).

Lateral box and file storages – 21" H



High-Gloss White finish option for drawer fronts and back (W): add \$218.

2 box drawers and 2 file drawers with suspension bars. Pencil trays. Locks. Can receive 1 or more cushions. Optional counterweight to meet BIFMA standards (See general Lacasse price book).

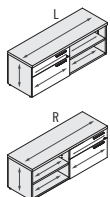
60 x 20 x 22	1500 x 500 x 561	C_N_-UL206021UL	1,761	1,916
48 x 20 x 22	1200 x 500 x 561	C_N_-UL204821UL	1,684	1,818

Specify the surface type (1, 2). Specify the Gloss finish (W, N). Specify accent color (W, S).

60 x 20 x 22	1500 x 500 x 561	C_N_-UL206021UL	1,833	1,998
48 x 20 x 22	1200 x 500 x 561	C_N_-UL204821UL	1,746	1,890

Specify the surface type (5, 6). Specify the Gloss finish (W, N). Specify accent color (W, S).

Lateral box and file with open space storages – 21" H



High-Gloss White finish option for drawer fronts and back (W): add \$164.

1 box drawer and 1 file drawer with suspension bar. 1 open space with adjustable shelf. Pencil tray. Lock. Can receive 1 or more cushions.

60 x 20 x 21	1500 x 500 x 561	C_N_-UL206021S_	1,313	1,463
48 x 20 x 21	1200 x 500 x 561	C_N_-UL204821S_	1,241	1,365

Specify the surface type (1, 2). Specify the Gloss finish (W, N). Specify accent color (S, W). Choose left or right, add L or R at the end of the code.

60 x 20 x 21	1500 x 500 x 561	C_N_-UL206021S_	1,385	1,540
48 x 20 x 21	1200 x 500 x 561	C_N_-UL204821S_	1,303	1,432

Specify the surface type (5, 6). Specify the Gloss finish (W, N). Specify accent color (S, W). Choose left or right, add L or R at the end of the code.

Mobile pedestal – 20" H



High-Gloss White finish option for drawer fronts (W): add \$55.

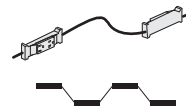
1 box drawer, 1 file drawer with suspension bar. Pencil tray. Lock. Brakes on front casters. Fits under a work surface. Can accommodate 1 cushion.

15 x 18 x 20	388 x 450 x 508	CNN_-MP1518F	927	
--------------	-----------------	--------------	-----	--

Specify the Gloss finish (W, N). Specify accent color (W, S).

ELECTRIFICATION

Electrical table kit

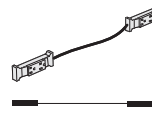


4 duplex receptacles with cables. Black. Compatible with surfaces 96"/84"/72" W. (2400 mm/2100 mm/1828 mm).

LGC-4TRAC496C_ 438

Specify circuit number at the end of the code (1, 2).

Electrical table kit

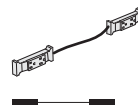


2 duplex receptacles with cable. Black. Compatible with surfaces 96"/84" W. (2400 mm/1800 mm).

LGC-4TRAC296C_ 258

Specify circuit number at the end of the code (1, 2).

Electrical table kit

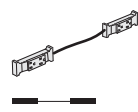


2 duplex receptacles with cable. Black. Compatible with surfaces 72" W. (1828 mm).

LGC-4TRAC272C_ 247

Specify circuit number at the end of the code (1, 2).

Electrical table kit

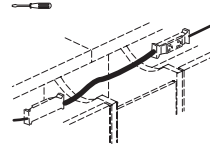


2 duplex receptacles with cable. Black. Compatible with surfaces 60"/48" W. (1524 mm/1200 mm).

LGC-4TRAC260C_ 237

Specify circuit number at the end of the code (1, 2).

Pass cables

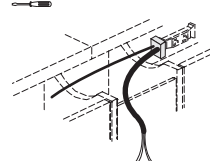


Connects 2 adjacent surfaces.

LGC-PASS54 149

LGC-PASS36 134

Electrical floor feed

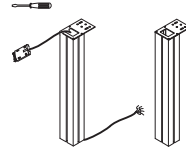


72" (1828 mm) cable or 60" (1524 mm) cable. Must be installed by an electrician.

LGC-FFEED72 221

LGC-FFEED60 211

Power source from the floor to the central wire management raceway



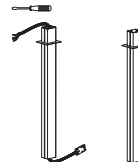
23" (569 mm) tall aluminum post, silver. 72" (1828 mm) long cable. Screws and supports included. Must be installed by an electrician.

CNNNS-FFEED23 366

23" (569 mm) tall aluminum post, Silver.

CNNNS-CEV23 242

Electrical ceiling feed



120" (3000 mm) tall aluminum post, Silver. 132" (3353 mm) long cable. Screws and supports included. Must be installed by an electrician.

CNNNS-CFEED120 541

120" (3000 mm) tall aluminum post, Silver.

CNNNS-POLE120 422

Communication plate



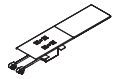
Communication plate for single-sided or double-sided surfaces. Silver finish. Adaptors included.

LGC-COM 41



	W x D x H (in)	W x D x H (mm)	Code	Price (\$)
--	----------------	----------------	------	------------

Surface electrical module
4 power outlets and 4 charging USB. Must be installed on a surface with wire management raceway. Plugs into a wall outlet or into the CITE electrical system. Cable length of 9' (2740 mm).



Acrylic option, change T to: Y Sky, add \$44.

24 x 6 x 1/4	600 x 160 x 6	CNNN_-DELECT	814
--------------	---------------	--------------	-----

Specify accent color (S, W).

Surface electrical module
2 power outlets and 2 charging USB. Must be installed on a surface with wire management raceway. Plugs into a wall outlet or into the CITE electrical system. Cable length of 9' (2740 mm).

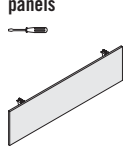


Acrylic option, change T to: Y Sky, add \$44.

24 x 6 x 1/4	600 x 160 x 6	CNNN_-SELECT	453
--------------	---------------	--------------	-----

Specify accent color (S, W).

Modular modesty panels
Compatible with return surfaces.

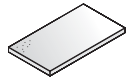


High-Gloss White finish option (W): add \$55.

54 x 3/8 x 14	1350 x 16 x 350	CNN_S-MOD1454	530
42 x 3/8 x 14	1050 x 16 x 350	CNN_S-MOD1442	448
30 x 3/8 x 14	750 x 16 x 350	CNN_S-MOD1430	361

Specify the Gloss finish (W, N).


Cushions for storage modules and pedestal
2" (51 mm) foam. Install on low storage modules or mobile pedestals with velcro. These prices are applicable for United Chair® Grade 1 and 2 fabrics. For other United Chair® grades add: Grade 3: 15%, Grade 4: 20%, Grade 5: 25%, Grade 6: 30%, Grade 8: 35%.



All United Chair® standard fabrics (except vinyls and leathers) are available to coordinate on tackboard.

36 x 20 x 2	900 x 500 x 51	CNNNN-CU2036	422
30 x 20 x 2	750 x 500 x 51	CNNNN-CU2030	381
24 x 20 x 2	600 x 500 x 51	CNNNN-CU2024	335
15 x 18 x 2	388 x 450 x 51	CNNNN-CU1518	242

Tackboards



All United Chair® standard fabrics (except vinyls and leathers) are available to coordinate on tackboard.

	W x D x H (in)	W x D x H (mm)	Code	Price (\$)
--	----------------	----------------	------	------------

Mount to surface height bookcases, pigeonholes back panel and hutches. These prices are applicable for United Chair® Grade 1 and 2 fabrics. For other United Chair® grades add: Grade 3: 15%, Grade 4: 20%, Grade 5: 25%, Grade 6: 30%, Grade 8: 35%.

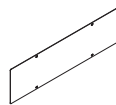
Tackboards for hutches

88 x 1/2 x 22	2200 x 13 x 548	CNNNN-TK8822	427
82 x 1/2 x 22	2050 x 13 x 548	CNNNN-TK8222	412
70 x 1/2 x 22	1750 x 13 x 548	CNNNN-TK7022	391
58 x 1/2 x 22	1450 x 13 x 548	CNNNN-TK5822	355
46 x 1/2 x 22	1150 x 13 x 548	CNNNN-TK4622	335
40 x 1/2 x 22	1000 x 13 x 548	CNNNN-TK4022	330
40 x 1/2 x 12 1/2	1005 x 13 x 317	CNNNN-TK4012	288
34 x 1/2 x 12 1/2	855 x 13 x 317	CNNNN-TK3412	263
28 x 1/2 x 12 1/2	705 x 13 x 317	CNNNN-TK2812	237
22 x 1/2 x 12 1/2	555 x 13 x 317	CNNNN-TK2212	227
19 x 1/2 x 12 1/2	480 x 13 x 317	CNNNN-TK1912	211

Tackboards for surface bookcases and pigeonholes

16 x 1/2 x 25	408 x 13 x 611	CNNNN-TK1625	299
16 x 1/2 x 19	408 x 13 x 467	CNNNN-TK1619	242
16 x 1/2 x 13	408 x 13 x 340	CNNNN-TK1613	273
22 x 1/2 x 13	558 x 13 x 340	CNNNN-TK2213	278
28 x 1/2 x 13	708 x 13 x 340	CNNNN-TK2813	283
16 x 1/2 x 5 1/4	408 x 13 x 147	CNNNN-TK1606	247
22 x 1/2 x 5 1/4	558 x 13 x 147	CNNNN-TK2206	252
28 x 1/2 x 5 1/4	708 x 13 x 147	CNNNN-TK2806	258

Metal back for surface screens

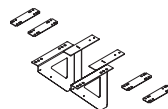


Compatible with felt screens for end of surface. Convert a felt screen to be tackable.

56 3/4 x 8 1/2 x 19	1442 x 216 x 482	CNNN_-METK6018	221
50 7/8 x 8 1/2 x 19	1292 x 216 x 482	CNNN_-METK5418	211
29 1/8 x 8 1/2 x 19	740 x 216 x 482	CNNN_-METK3018	201

Specify accent color (S, W).

Hardware kit surface to storage module



Allow connection between surfaces (double, extension) and a 29" H (757 mm) storage module.

4 x 15 1/8 x 10 1/4	100 x 385 x 262	CNNNS_-SURFCON	247
---------------------	-----------------	----------------	-----

Heavy duty flush plates

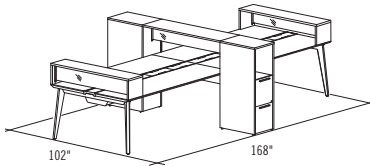


4 plates included. Silver paint finish.

CNNNS-HDFP	77
------------	----

SUGGESTIONS

C5NNN-PLAN01



C5NNN-PLAN01 **\$10,506**

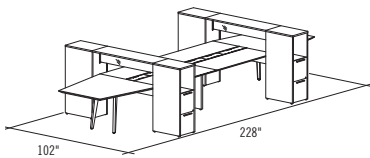
- 2 C5KNS-RCDT5484
- 2 CNNNW-ABD54
- 1 C1NNW-PRCT1024816EFF
- 2 C1NNS-MCET541115

1½"-thick laminate with knife-edge (K). MONTRÉAL end bases in white painted metal (W), storage center base and surface counters with translucent acrylic (T).

Electrical components **\$1,375**

- 1 LGC-FFEED23
- 2 LGC-4TRAC496C1
- 1 LGC-PASS36

C5NNN-PLAN02



C5NNN-PLAN02 **\$12,983**

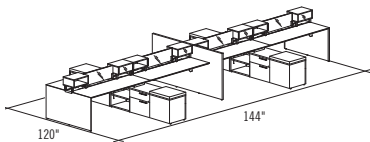
- 2 C5KNS-RCDT5460
- 2 C5KNW-CEA5454
- 2 C1NNW-PRCT1024816EFF
- 1 CNNNS-LCD2828

1½"-thick laminate with knife-edge (K). MONTRÉAL end bases in white painted metal (W), storage center base with translucent acrylic (T) and trapezoidal extension surfaces.

Electrical components **\$973**

- 1 LGC-FFEED23
- 2 LGC-4TRAC260C1
- 1 LGC-PASS36

C5NNN-PLAN03



C5NNN-PLAN03 **\$24,885**

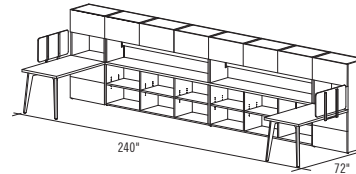
- 2 C5KNS-RCDT5472RA
- 2 C5KNS-RCDT5472
- 1 CNNNN-LCD8441
- 4 CNNNS-SCT3611
- 8 CNNNS-EBT1118
- 2 CNNNS-LCD2806
- 2 C1NNS-DUL207221MS
- 2 C1NNS-DUL204821MS

1½"-thick laminate with knife-edge (K). Laminate bases deposited on low storage modules, also to divide up space. Bookcases and surface screens with translucent acrylic (T).

Electrical components **\$2,518**

- 1 LGC-FFEED23
- 2 LGC-4TRAC496C1
- 2 LGC-4TRAC496C2
- 3 LGC-PASS36

C5NNN-PLAN04

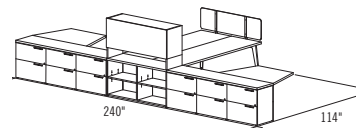


C5NNN-PLAN04 **\$10,310**

- 2 C5NNW-R307261ELF
- 4 CNNNW-AB
- 2 CNNNW-SCEFF3118
- 2 CNNNS-ET903220V

1½"-thick laminate (5). Return surfaces with integrated storage module and MONTRÉAL bases in white painted metal (W). Open storage modules and hutches with lift-up doors. Felt screens and supports in white painted metal (W).

C5NNN-PLAN05

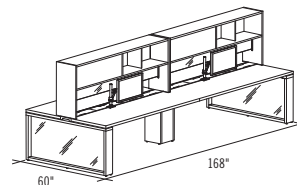


C5NNN-PLAN05 **\$12,715**

- 1 C5NNN-RC6096
- 2 C5NNW-CEA5436
- 1 CNNNW-ABD60
- 1 CNNNW-SCEFF6018
- 1 CNNNW-METK6018
- 1 CNNNS-ES603220
- 1 CNNNN-TK5822
- 1 C5NNN-S2060S
- 2 C5NNW-LF2090LF

1½"-thick laminate (5). Double-sided surfaces without raceway as well as trapezoidal extension surfaces. MONTRÉAL bases in white painted metal (W). Open storage modules and filing drawers. Hutch with tackboard. Felt screen and supports in white painted metal (W).

C5NNN-PLAN06



C5NNN-PLAN06 **\$11,701**

- 2 C5NNS-RCDT6084
- 2 CNNNS-CBDT60
- 2 CNNNS-EDT843215
- 1 CNNNS-LBD1212WM
- 4 CNNNN-TK4012

1½"-thick laminate (5). NEW YORK bases with translucent acrylic insert (T). Shared open hutches.

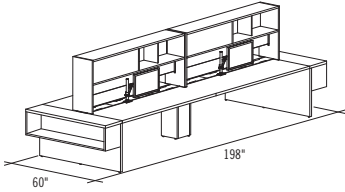
Electrical components **\$1,221**

- 1 LGC-FFEED60
- 2 LGC-4TRAC496C1
- 1 LGC-PASS36



SUGGESTIONS

C5NNN-PLAN07



C5NNN-PLAN07 **\$10,496**

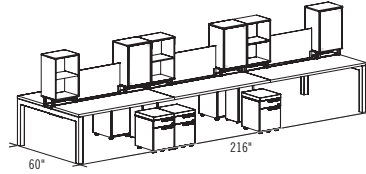
- 2 C5NNS-RCDT6084
- 2 C5NNN-EXR602915
- 2 CNNNS-EDT843215
- 1 CNNNS-LBD1212WM
- 4 CNNNN-TK4012

1½"-thick laminate (5). Extension bases with storage modules. Shared open hutches.

Electrical components **\$1,221**

- 1 LGC-FFEED60
- 2 LGC-4TRAC496C1
- 1 LGC-PASS36

C5NN-PLAN10



C5NN-PLAN10 **\$22,294**

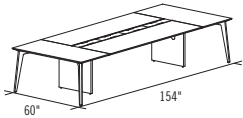
- 3 C5NNS-RCDT6072
- 2 CNNNS-LBD1212WM
- 2 CNNNS-QBD60
- 6 CNNNS-MP1518F
- 6 CNNNN-CU1518
- 6 CNNNS-EBM3018
- 6 CNNNN-TK1625
- 3 CNNNS-SCT3618

1½"-thick laminate (5). End bases in metal, center bases and storage modules in laminate. Divider panels. End bases in Silver finish (S) painted metal.

Electrical components **\$1,221**

- 1 LGC-FFEED60
- 3 LGC-4TRAC272C1
- 2 LGC-PASS36

C5NNN-PLAN08



C5NNN-PLAN08 **\$4,511**

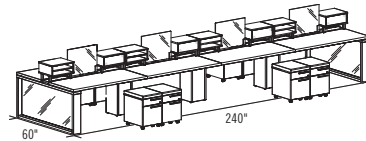
- 1 C5KNS-RCDT6096
- 2 C5KNW-CE6030

1½"-thick laminate with knife-edge detailing (K). Rectangular extension bases with MONTRÉAL bases in white painted metal (W).

Electrical components **\$803**

- 1 LGC-FFEED23
- 1 LGC-4TRAC496C1

C5NN-PLAN11



C5NN-PLAN11 **\$29,077**

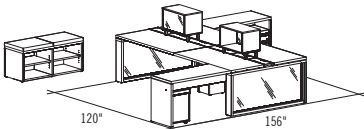
- 4 C5NNS-RCDT6060
- 2 CNNNS-CBDT60
- 3 CNNNS-LBD1212WM
- 8 CNNNS-MP1518F
- 8 CNNNS-DVM1118
- 4 CNNNS-SCT2418
- 8 CNNNN-CU1518
- 8 CNNNN-TK1606

1½"-thick laminate (5). Bases, divider panels and top storage modules in translucent acrylic (T).

Electrical components **\$1,560**

- 1 LGC-FFEED60
- 3 LGC-PASS36
- 4 LGC-4TRAC260C1

C5NN-PLAN09



C5NN-PLAN09 **\$14,480**

- 2 C5NNS-RCDY6060
- 2 CNNNS-CBDY60
- 1 CNNNS-LBD1212WM
- 2 C5NNN-R2448S
- 2 C5NNN-S204821S
- 2 CNNNS-EBY1824
- 2 CNNNN-CU2024
- 2 CNNNS-MP1518F
- 2 CNNNN-CU1518

1½"-thick laminate (5). Bases and top storage modules in Sky acrylic (Y).

Electrical components **\$819**

- 1 LGC-FFEED60
- 1 LGC-PASS36
- 2 LGC-4TRAC260C1

TERMS & CONDITIONS OF SALE

1. ORDER PLACEMENT

- a) The seller sells its products in the terms set forth in these standard terms of sale. All orders must be submitted in writing as represented by a valid purchase order, which includes the total list and net dollars. The seller reserves the right to refuse any order.
- b) The following information is required to process an order
 Groupe Lacasse LLC cannot be held responsible for dealer's errors, omissions and order duplication due to non-compliance with this procedure.

CUSTOMER INFORMATION	PRODUCT INFORMATION
Sold/Ship to address	Quantity
Purchase order number	Product numbers including options
Authorized signature	Colors and fabrics (all surfaces)
Contact name	Note: Product number overrides the written description and/or comment lines
Consignee contact name and phone	
Bid/Quote # if applicable	
Product total (list/net)	
Preferred delivered date (Specific delivery date not guaranteed)	

2. ORDER CHANGES

Any change to an original purchase order must be received in writing no later than 48 hours after receipt of the original order. Any change to the original order after 48 hours, if approved, will result in production rescheduling. The cost variances will have to be approved by the customer before production rescheduling. No changes allowed on QuickShip orders.

3. ORDER CANCELLATIONS

Cancellations must be requested in writing no later than 48 hours after receipt of the original order and are subject to approval by Groupe Lacasse LLC. Cancellations cannot be accepted otherwise. No cancellation allowed on QuickShip orders.

4. ORDER ACKNOWLEDGMENT

Orders will be acknowledged to dealers by Groupe Lacasse LLC. Please refer to the acknowledgment copy to make sure it agrees with your original purchase order. When corresponding, please refer to the acknowledgment number. If you do not receive your order acknowledgement within 48 hours, please contact our customer service.

5. LIMITED LIFETIME WARRANTY

Groupe Lacasse LLC warrants its products to be free from defects in material and workmanship for as long as the original purchaser owns it; proof of purchase from Groupe Lacasse LLC being the only official document accepted by Groupe Lacasse LLC for any claim. This warranty is subject to the limitations, exclusions and other provisions below:

- Twenty-five years: High-performance thermofused laminate.
- Twenty years: Drawer slides.
- Ten years: Locks.
- Five years: Swing-lift mechanisms and adjustable surface mechanisms.
- Five years: High-pressure laminate, casters, fabrics, metal frame doors, electrical components, PVC extrusions and accessories.
- One year: Electrical modules and components.
- Exclusions: Light bulbs, ballasts and C.O.M..

This warranty is made by Groupe Lacasse LLC only to purchasers acquiring the product directly from Groupe Lacasse LLC, its authorized dealers, or others who are specifically authorized by Groupe Lacasse LLC to sell such products. The purchaser's remedy is limited to repair or replacement, at Groupe Lacasse LLC's option, of products which when used normally, prove to be defective within the period stated. Labor, delivery charges and service not covered under warranty. This warranty does not apply to any product which must be replaced because of normal wear and tear, negligence, abuse or accident or which has been modified by someone other than Groupe Lacasse LLC or its authorized dealers. The remedy stated herein are expressly agreed to be exclusive as a condition of sale. Groupe Lacasse LLC's liability with respect to its products or installation services should not exceed that expressly set forth above. Under no circumstances shall Groupe Lacasse LLC be liable for accidental or consequential damages. Specials may be subject to a limited warranty.

6. PRICES

All prices listed are suggested retail prices, F.O.B. our factory, St-Pie, Quebec, Canada. Accepted orders are subject to prices and taxes prevailing at the time of shipment. Prices and taxes are subject to change without notice. If shipping date requested is more than 90 days from date of order, Groupe Lacasse LLC shall have the right to use the published list prices effective at the time of shipment. Prices shown in price book have priority over electronic catalog contents.

7. TERMS (UPON ACCEPTANCE FROM OUR CREDIT DEPARTMENT)

Net 30 days from date of invoice. Any product sold shall remain the property of Groupe Lacasse LLC and shall remain the seller's property until paid for. The buyer agrees to perform all acts which may be necessary to protect and assure retention of title to such products by Groupe Lacasse LLC until such time as goods have been paid for in full. No sales within a one-year period will automatically lead to the account's closure.

8. QUOTATIONS

Quotations are valid for a period of ninety (90) days unless otherwise specified on the quote.

9. CHANGES

All illustrations, specifications and prices in this book are based on the latest product information available at the time of publication. The right is reserved to make changes, at any time and without prior notice, to prices, colors, materials, specifications and models offered.

10. PACKING AND SHIPPING

Packaging consists of polyethylene and protectors or separate cartons, depending on method of shipment.

11. DELIVERY

The scheduled delivery week is specified on our acknowledgment. Groupe Lacasse is not liable for delay or failure to deliver goods due to causes beyond its control (such as a casualty, an act of god, a labor dispute, or an accident;

the inability to obtain the necessary labor, material or transportation; or any change requested by the customer). Under these circumstances, the ship date will be extended to compensate for the delay as determined by the Seller.

Groupe Lacasse will accept, upon prior approval by Logistics and Customer Service departments, to make installation job site deliveries for a minimum of one half of a full truckload (1,200 cubic feet); however, and in all cases, an unloading dock must be available to accommodate 53 ft. trailers and the address is also subject to approval. Unloading at destination is the sole responsibility of the purchaser. No waiting time will be possible; however, and if any is incurred, it will be recharged to the purchaser.

Under no circumstance will Groupe Lacasse deliver goods in a residential area.

Surcharge

Time sensitive deliveries (weekend deliveries, night, etc.) that require expedited carrier service will result in additional charges that will be passed onto the consignee (dealer). Liftgates: Our standard carriers do not have liftgates. Requests for liftgates can often be accommodated but will result in extra fees and they must be made at least 2 weeks in advance.

12. SHIPPING WEIGHTS AND VOLUMES

Shipping weights and volumes are available on demand and may vary due to the constantly improving methods of packaging.

13. ROUTING

Unless otherwise specified by the buyer and agreed to by Groupe Lacasse, the latter reserves the right to select the route, method of shipment and carrier. Customer requests for special carrier, method of shipment and/or routing will be shipped freight collect.

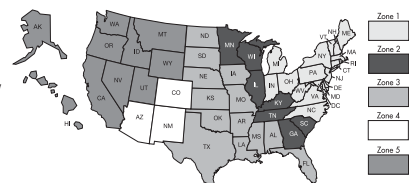
14. TRANSPORTATION POLICY

"Zone 0" shipments are FCA plant.
 "Zone 1", "Zone 2", "Zone 3", "Zone 4" and "Zone 5" pricing includes freight cost to your geographical location.

On all orders less than \$2,000 net (regardless of brand and/or of shipping point) we will add a \$100 "small order fee."

Please take note of the following exclusion to the "small order fee";

- By combining different product collections in one order, even if the net value of each collection is less than \$2,000 net, but the total value of all collections in one order is at least or above \$2,000 net, and as long as all products are shipped at the same destination / receiving location (ship to), the fee will not apply regardless of shipping dates and points of origins.



Small orders under \$25 net are subject to a \$20 small order fee (instead of \$100) regardless of the shipping zones.

Freight charges beyond the continental United States are the purchaser's responsibility. Shipments beyond the continental United States must deliver to a freight forwarder or forwarding carrier of your choice. It is the customer's responsibility to provide this information on purchase orders.

15. FREIGHT CLAIMS

All FCA destination claims will be handled and filed by the Seller. In order to expedite any credit due, your help and assistance is required. Please adhere to the following guidelines:

The merchandise is carefully packed and thoroughly inspected before leaving the warehouse. Responsibility for its safe delivery is assumed by the carrier upon acceptance of the shipment. Claims for loss or damage sustained in transit must therefore be made to Groupe Lacasse as follows:

1) Concealed loss or damage

Concealed loss or damage means loss or damage that does not become apparent until the merchandise has been unpacked. The contents may be damaged in transit due to rough handling even though the carton may not show external damage. When damage is discovered upon unpacking, a written request must be made within 15 days of the delivery date. No disposition will be taken until approved by the manufacturer.

IMPORTANT: Groupe Lacasse's policy in concealed damage is to replace the part or complete product if necessary at no charge to the dealer. However, it is the responsibility of the dealer to provide installation of the replaced part or complete product. Therefore, no labor fees will be accepted on concealed damages.

2) Visible damage or shortage

Any external evidence of damage or shortage must be noted on the freight bill or express receipts and signed by the carrier's agent. Failure to adequately describe such external evidence of damage or shortage may result in refusing to honor a damage claim. Claims must be submitted within 5 business days of reception of the merchandise.

Submit your claim to the Groupe Lacasse Customer Service by email at: lacassecustomer.service@grounelacasse.com.

Phone: 1-888-522-2773 - Fax: 1-888-248-1865

16. RETURNS


Absolutely no returns will be accepted on any standard and non-standard products.

17. STORAGE

In the event the purchaser request postponement of shipment beyond the scheduled shipping week after the goods have become work in process, or at a time Groupe Lacasse LLC is then about to make shipment, Groupe Lacasse LLC may store the goods at the purchaser's expense. Such transfer to storage shall be deemed a delivery to purchaser for all purposes including invoicing and payment.

18. GOVERNING LAW

This contract shall be construed and governed in accordance with the laws of the province of Quebec, Canada.



Office Furniture Solutions

Founded in 1956, Groupe Lacasse is a North American leader in the design, manufacture and service of a broad range of high-quality furniture products for all types of work environments. We have the experience, expertise and capability to deliver incomparable design, exceptional quality, optimum service and outstanding value in Office Furniture Solutions.



1-888-522-2773
www.groupelacasse.com



Groupe Lacasse has achieved GREENGUARD GOLD Certification.
GREENGUARD Certified products are certified to GREENGUARD standards for low chemical emissions into indoor air during product usage. For more information, visit ul.com/gg.