

# PANEL ACCENTS™ SLIDING PANELS

## TABLE OF CONTENTS

### FEATURES AND SIZE CONSIDERATIONS

Panel Fabric Styles and Information: Roller Shade Fabric . . . . .	2
Panel Fabric Styles and Information: Solar Shade Fabric . . . . .	3
Panel Material Styles and Information: Natural Shade Material . . . . .	4
Size Considerations: Sliding Panels, Depth Requirements for Inside Mount . . . . .	5

### OPTIONS

Summary . . . . .	6
Wand Control, Cord Control, Stack Options . . . . .	7
Edge Banding and Liners: Natural Shades . . . . .	8
Spliced Shades, Replacement Parts . . . . .	9
Valance Options . . . . .	10

### GENERAL INFORMATION

Track Selection Chart: Right or Left Single Stack . . . . .	11
Track Selection Chart: Split Stack . . . . .	12
How to Measure for Uncovered or Clear Window Opening, Panel Configuration Charts . . . . .	13
Sliding Panel: Roller and Solar Fabrics Product Detail . . . . .	14
Sliding Panel: Natural Shade Materials Product Detail . . . . .	15
Color Coordination Chart: Roller and Solar Fabrics . . . . .	16-18
Color Coordination Chart: Natural Shade Materials . . . . .	19
Suggested Privacy and Room Darkening Liner Color Coordination: Natural Shade Materials . . . . .	20

### PRICE CHARTS AND OPTION PRICING

<b>Price Group A:</b> Roller Shade Fabric: Cambridge LF, Capri, Essential . . . . .	21
Solar Shade Fabric: A300, A500, Bamboo, Cumulus, Stratus . . . . .	21
<b>Price Group B:</b> Roller Shade Fabric: Harmony, Royale, Rujin, Sheffield, Suburban II . . . . .	22
Solar Shade Fabric: A100, Cirrus, Fern . . . . .	22
<b>Price Group C:</b> Roller Shade Fabric: Cambridge RD, Crossweave, Elements, Prairie, Sedona . . . . .	23
Solar Shade Fabric: B1000, B500, Marquesa . . . . .	23
<b>Price Group D:</b> Roller Shade Fabric: Allure, Brilliance, Crystalline, Crystalline Essence, Debut, Eventide, Monaco, Opulent, Riverbend, Scripture . . . . .	24
Solar Shade Fabric: Aura, Contour, Linen, Menagerie, Origins, Tranquility, Twine, Wicker . . . . .	24
<b>Price Group E:</b> Natural Shade Material: Anyi, Revelry . . . . .	25
<b>Price Group F:</b> Natural Shade Material: Chencun, Escape, Ningtu, Serenity . . . . .	26
<b>Price Group G:</b> Natural Shade Material: Lipo, Lutan, Toushan II, Yunnan . . . . .	27
<b>Price Group H:</b> Natural Shade Material: Ascot, Beachfront, Boardwalk, Inan, Majian, Saterra, Terrestrial . . . . .	28
<b>Price Group I:</b> Natural Shade Material: Amour, Beikan, Dalan, Liren, Meilin, Merino, Shatian, Taima, Wuxi, Zishan . . . . .	29
Replacement Panel Pricing and Ordering: Roller and Solar Shades . . . . .	30
Replacement Panel Pricing and Ordering: Natural Shades . . . . .	31
Options Pricing . . . . .	32



# Features

## PANEL FABRIC STYLES AND INFORMATION: ROLLER SHADE FABRIC\*

STYLE NAME	Price Group	Fabric Composition	Light Control	Privacy	Color to Street side#
Allure•	D	100% Polyester	Light Filtering	Moderate	Shiny base color
Brilliance (Chateau, Midnight)•	D	100% Polyester with 70% Polyester/30% Cotton backing	Blackout	Complete	White
Brilliance (Grace)•	D	100% Polyester with 70% Polyester/30% Cotton backing	Light Filtering	Moderate	White
Cambridge Light Filtering•	A	100% Polyester	Light Filtering	Moderate	Same front and back
Cambridge Room Darkening•	C	100% Polyester with Acrylic Backing	Room Darkening	Complete	White
Capri•	A	25% Polyester, 75% Cellulose	Light Filtering	Moderate	Same front and back
Crossweave•	C	100% Polyester	Light Filtering	Moderate	Same front and back
Crystalline (Beryl, Selenite)•	D	100% Polyester	Light Filtering	Moderate	Same front and back
Crystalline (Copper, Steel Gray)•	D	100% Polyester	Room Darkening	Complete	Same front and back
Crystalline Essence (Halite, Opal)•	D	100% Polyester	Light Filtering	Moderate	Non print base color
Crystalline Essence (Indigo)•	D	100% Polyester	Room Darkening	Complete	Non print base color
Debut•	D	100% Polyester	Light Filtering	Moderate	Neutral
Elements•	C	100% Polyester	Sheer	Minimal	Same front and back
Essential □	A	3 ply Vinyl/1 ply Fiberglass	Blackout	Complete	White
Eventide □	D	100% Polyester with Acrylic Foamed Backing	Blackout	Complete	White
Harmony	B	100% Polyester	Light Filtering	Moderate	Same front and back
Monaco•	D	100% Polyester	Sheer	Minimal	Same front and back
Opulent•	D	100% Polyester	Blackout	Complete	White
Prairie•	C	100% Polyester	Light Filtering	Moderate	Same front and back
Riverbend•	D	100% Polyester	Light Filtering	Moderate	Same front and back
Royale•	B	100% Polyester with Polyester Backing	Light Filtering	Moderate	Neutral
Rujin•	B	76% Polyester, 24% Polypropylene	Light Filtering	Moderate	Same front and back
Scripture	D	100% Polyester	Light Filtering	Moderate	Neutral
Sedona•	C	100% Polyester, with polyester backing	Light Filtering	Moderate	Neutral
Sheffield•	B	100% Polyester	Light Filtering	Moderate	Neutral
Suburban II•	B	100% Polyester	Light Filtering	Moderate	Same front and back

\* Coordinates with Graber® Roller Shades

• Oeko-Tex Standard 100® Certified

□ GREENGUARD Certified

# **Please Note if Ordering For Use as a Room Divider:** Fabrics indicated as Neutral or White under the Color to Street side column will be colored on one side and neutral or white on the other side

### LIGHT CONTROL AND PRIVACY

**Sheer:** Allows the most amount of light into the room for a minimum amount of privacy and a view to the outside. Objects in the room can be seen quite clearly through shades.

**Light Filtering:** Allows light to gently filter through and provides privacy. Images and shapes may be seen through these shades, but details are not visible. Deep fabric colors provide moderate light control, while light colors provide lower light control.

**Room Darkening:** Light is substantially blocked; vague shadows of objects or people may be visible; maximum room darkening is achieved with darker colors

REMINDER: For inside mount there will be a light gap (3/8" (1.0 cm) for Wand Control; 1" (2.6 cm) for Cord Control) and a secondary treatment (curtains or draperies) is recommended to achieve complete privacy. Otherwise, an outside mount with overlap is recommended.

### PATTERN ALIGNMENT

Due to the pattern design of Roller and Solar Fabrics and Natural Shade Materials, exact alignment of the pattern across panels is not possible.

To ensure consistency of color and Fabric and to avoid Fabric lot variations, it is important to order all shades for one room at the same time.

### OEKO-TEX® STANDARD 100 CERTIFIED FABRICS

Oeko-Tex Standard 100 certifies that our fabrics are free of PVC, halogen, lead, formaldehyde, allergenic dyes, pesticides, phenols, heavy metals and meets all VOC content limits.



Oeko-Tex is a registered trademark of the Oeko-Tex Association.

# Features

PANEL FABRIC STYLES AND INFORMATION: SOLAR SHADE FABRIC <sup>Δ</sup>					
STYLE NAME	Price Group	Fabric Composition	Openness/UV Blockage		Color to Street side#
A100	B	37% Fiberglass/63% Vinyl on Fiberglass	1%	99%	Same front and back
A300	A	15% Polyester, 85% Vinyl on Polyester	3%	97%	Same front and back
A500	A	15% Polyester, 85% Vinyl on Polyester	5%	95%	Same front and back
Aura (Aspen, Tweed)	D	23% Polyester/64% Vinyl on Polyester/13% Uncoated Polyester	5%	95%	Same front and back
Aura (Sable, Poetry)	D	43% Polyester/57% PVC	5%	95%	Same front and back
B1000	C	25% Polyester, 75% Vinyl on Polyester	10%	90%	Same front and back
B500	C	25% Polyester, 75% Vinyl on Polyester	5%	95%	Same front and back
Bamboo	B	25% Polyester, 75% Vinyl on Polyester	7%	93%	Same front and back
Cirrus	B	58% Vinyl on Fiberglass/ 42% Fiberglass	10%	90%	Same front and back
Contour (Alpine)	D	28% Polyester/ 72% Vinyl on Polyester	7%	93%	Same front and back
Contour (Essence, Natural, Smoke, Smudge)	D	26% Polyester / 67% PVC /7% Olefin	5%	95%	Same front and back
Contour (Maple)	D	27.5% Polyester/67% Vinyl on Polyester/5.5% Acrylic	7%	93%	Same front and back
Cumulus	A	22% Polyester, 78% Vinyl on Polyester	14%	86%	Same front and back
Fern	B	25% Polyester, 75% Vinyl on Polyester	7%	93%	Same front and back
Linen	D	45% Polyester / 55% Vinyl on Polyester	3%	97%	Same front and back
Marquesa	C	21% Polyester, 58% Vinyl on Polyester, 21% Olefin	5%	95%	Same front and back
Menagerie (Balsa)	C	27.5% Polyester, 67% Vinyl on Polyester, 5.5% Acrylic	7%	93%	Same front and back
Menagerie (Birch)	C	28% Polyester/72% Vinyl on Polyester	5%	95%	Same front and back
Menagerie (Derby)	C	49% Polyester /51% Vinyl on Polyester	5%	95%	Same front and back
Menagerie (Haystack)	C	27% Polyester/68% Vinyl on Polyester/ 5% Olefin	7%	93%	Same front and back
Menagerie (Rockefeller)	C	27.5% Polyester/67% Vinyl on Polyester/5.5% Acrylic	5%	95%	Same front and back
Menagerie (Rust)	C	43% Polyester/57% Vinyl on Polyester	3%	97%	Same front and back
Menagerie (Silverstone, Southern Wind)	C	26.3% Polyester/67.7% Vinyl on Polyester/6% Acrylic	5%	95%	Same front and back
Origins	D	26% Polyester/67% PVC /7% Olefin	5%	95%	Same front and back
Stratus	A	15% Polyester, 85% Vinyl on Polyester	10%	90%	Same front and back
Tranquility (Grace, Jem, Wheat)	D	28% Polyester/72% Vinyl on Polyester	5%	95%	Same front and back
Tranquility (Terracotta)	D	26% Polyester/67% Vinyl on Polyester/ 7% Olefin	5%	95%	Same front and back
Twine (Driftwood)	D	27.5% Polyester/67% Vinyl on Polyester/5.5% Acrylic	5%	95%	Same front and back
Twine (Flagstone, Metal, Oatmeal)	D	26% Polyester /67% Vinyl on Polyester /7% Olefin	5%	95%	Same front and back
Twine (Heritage)	D	26.3% Polyester/67.7% Vinyl on Polyester/6% Acrylic	7%	93%	Same front and back
Twine (Jewel)	D	28% Polyester /72% Vinyl on Polyester	7%	93%	Same front and back
Wicker (Brownstone, Dawn, Shell, Thyme, Tiger's Eye)	D	26% Polyester/67% Vinyl on Polyester/ 7% Olefin	5%	95%	Same front and back
Wicker (Tawny)	D	28% Polyester/72% Vinyl on Polyester	5%	95%	Same front and back

Δ Coordinates with Graber Solar Shades

All fabrics are GREENGUARD Certified and FR Rated

# **Please Note if Ordering For Use as a Room Divider:** Fabrics indicated as Neutral or White under the Color to Street side column will be colored on one side and neutral or white on the other side

## LIGHT CONTROL AND PRIVACY

**Sheer:** Allows the most amount of light into the room for a minimum amount of privacy and a view to the outside. Objects in the room can be seen quite clearly through shades.

**Light Filtering:** Allows light to gently filter through and provides privacy. Images and shapes may be seen through these shades, but details are not visible. Deep fabric colors provide moderate light control, while light colors provide lower light control.

**Room Darkening:** Light is substantially blocked; vague shadowings of objects or people may be visible; maximum room darkening is achieved with darker colors

REMINDER: For inside mount there will be a light gap (3/8" (1.0 cm) for Wand Control; 1" (2.6 cm) for Cord Control) and a secondary treatment (curtains or draperies) is recommended to achieve complete privacy. Otherwise, an outside mount with overlap is recommended.

## PATTERN ALIGNMENT

Due to the pattern design of Roller and Solar Fabrics and Natural Shade Materials, exact alignment of the pattern across panels is not possible.

To ensure consistency of color and Fabric and to avoid Fabric lot variations, it is important to order all shades for one room at the same time.

## GREENGUARD INDOOR AIR QUALITY CERTIFIED® FABRICS

Many Graber fabrics have been certified by GREENGUARD Environmental Institute (GEI) to be low chemical and particle emitting fabrics providing a healthier indoor air quality. The process used for certification complies with established indoor air quality standards and is performed by a third party lab. Please see [www.Graberblinds.com](http://www.Graberblinds.com) for more information.



GREENGUARD Indoor Air Quality Certified is a registered trademark of the GREENGUARD Environmental Institute.

# Features

## PANEL MATERIAL STYLES AND INFORMATION: NATURAL SHADE MATERIAL<sup>§</sup>

STYLE NAME	Price Group	Material Composition	Light Control*	Color to Street side
Amour	I	Slit Bamboo, Bamboo Reed, Curly Jute	Light Filtering	Same front and back
Anyi	E	Bamboo Reed	Sheer	Same front and back
Ascot	H	Bamboo Reed, Cellulose	Sheer to Light Filtering	Same front and back
Beachfront	H	Bamboo Reed, Ramie	Similar Front and Back	Sheer
Beikan	I	Bamboo Reed, Grass, Jute Braid	Same Front and Back	Sheer to Light Filtering
Boardwalk	H	Bamboo Reed, Grass, Jute Rope	Similar Front and Back	Sheer to Light Filtering
Chencun	F	Slit Bamboo, Bamboo Reed	Sheer to Light Filtering	Same front and back
Dalan	I	Bamboo Reed, Jute Braid	Light Filtering	Same front and back
Escape	F	Bamboo Reed	Light Filtering	Same front and back
Inan	H	Slit Bamboo, Bamboo Reed, Jute Rope	Sheer to Light Filtering	Same front and back
Lipo	F	Slit Bamboo, Bamboo Reed	Sheer to Light Filtering	Same front and back
Liren	I	Bamboo Reed, Hollow Bamboo, Jute Braid	Similar Front and Back	Sheer to Light Filtering
Lutan	G	Slit Bamboo, Bamboo Reed	Sheer to Light Filtering	Same front and back
Majian	H	Bamboo Reed	Sheer to Light Filtering	Same front and back
Meilin	I	Jute, Jute Braid, Bamboo Reed	Similar Front and Back	Light Filtering
Merino	I	Bamboo Reed, Jute, Jute Braid	Similar Front and Back	Sheer to Light Filtering
Ningtu	F	Slit Bamboo, Bamboo Reed	Sheer to Light Filtering	Same front and back
Revelry	E	Bamboo Reed	Similar Front and Back	Sheer to Light Filtering
Saterra	H	Jute	Similar Front and Back	Sheer
Serenity	F	Bamboo Reed	Light Filtering	Same front and back
Shatian	I	Grass, Hollow Bamboo, Jute Braid, Bamboo Reed	Similar Front and Back	Sheer
Taima	I	Jute, Bamboo Reed	Similar Front and Back	Sheer to Light Filtering
Terrestrial	H	Grass	Similar Front and Back	Light Filtering
Toushan II	G	Slit Bamboo, Bamboo Reed	Light Filtering	Same front and back
Wuxi	I	Bamboo Reed, Hollow Bamboo, Cellulose	Same Front and Back	Sheer to Light Filtering
Yunnan	G	Bamboo Reed	Light Filtering	Same front and back
Zishan	I	Grass, Bamboo Reed	Same Front and Back	Light Filtering

§ Coordinates with Graber Natural Shades

\* Light Control without liner. Addition of Privacy or Room Darkening Liner improves light control. If ordering liner on a room divider, liner will be visible on one side.

### LIGHT CONTROL AND PRIVACY

**Sheer:** Allows the most amount of light into the room for a minimum amount of privacy and a view to the outside. Objects in the room can be seen quite clearly through shades.

**Light Filtering:** Allows light to gently filter through and provides privacy. Images and shapes may be seen through these shades, but details are not visible. Deep fabric colors provide moderate light control, while light colors provide lower light control.

**Room Darkening:** Light is substantially blocked; vague shadows of objects or people may be visible; maximum room darkening is achieved with darker colors




REMINDER: For inside mount there will be a light gap (3/8" (1.0 cm) for Wand Control; 1" (2.6 cm) for Cord Control) and a secondary treatment (curtains or draperies) is recommended to achieve complete privacy. Otherwise, an outside mount with overlap is recommended.

### PATTERN ALIGNMENT

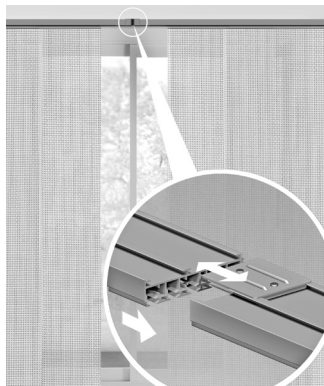
Due to the pattern design of Roller and Solar Fabrics and Natural Shade Materials, exact alignment of the pattern across panels is not possible.

To ensure consistency of color and Material and to avoid Material lot variations, it is important to order all shades for one room at the same time.



# Size Considerations

SLIDING PANELS						
						
					<b>WAND CONTROL (LEFT STACK)</b>	
						
	WIDTH		HEIGHT			
	Min*	Max	Min	Max		
<b>Single Stack</b>	18" (45.8 cm) 52" (132.1 cm) Spliced	192" (487.7 cm)	20" (50.8 cm)	108" (274.4 cm) Wand Control		
<b>Split Stack</b>	36" (91.5 cm) 60" (152.4 cm) Spliced	192" (487.7 cm) - 332" (843.3 cm) (Spliced Headrail)		144" (365.8 cm) Cord Control		

\* For all inside mount applications— $\frac{3}{8}$ " (1.0 cm) deduction is taken on overall width.



**SPLICED HEADRAIL (Baton only)**  
(see page 10)

DEPTH REQUIREMENTS FOR INSIDE MOUNT					
	Sliding Panels Headrail Dimensions	 Partially recessed headrail in window casing/molding	 Fully recessed headrail in window casing/molding	Roller, Solar Fabric fully recessed with Valance	Natural Shade Material fully recessed with Valance
		Minimum Depth Mount	Flush with Casing	Flush with Casing	Flush with Casing
2-Channel	$\frac{1}{16}$ " x $1\frac{1}{16}$ " (1.8 x 4.0 cm)	1" (2.6 cm)	$1\frac{1}{16}$ " (4.3 cm)	$\frac{3}{16}$ " (8.0 cm)	$\frac{3}{16}$ " (8.1 cm)
3-Channel	$\frac{1}{16}$ " x 2" (1.8 x 5.1 cm)	1" (2.6 cm)	$2\frac{1}{8}$ " (5.4 cm)	$\frac{3}{16}$ " (8.0 cm)	$\frac{3}{16}$ " (9.1 cm)
4-Channel	$\frac{1}{16}$ " x $2\frac{3}{4}$ " (1.8 x 7.0 cm)	$1\frac{1}{4}$ " (4.5 cm)	$2\frac{1}{4}$ " (7 cm)	$\frac{3}{16}$ " (9.1 cm)	$\frac{4}{16}$ " (10.5 cm)
5-Channel	$\frac{1}{16}$ " x $3\frac{1}{2}$ " (1.8 x 8.9 cm)	$1\frac{1}{4}$ " (4.5 cm)	$3\frac{1}{2}$ " (8.9 cm)	$\frac{4}{16}$ " (10.7 cm)	$\frac{4}{16}$ " (12.1 cm)

**Note:** For all headrails, height with panel attachment rail is  $1\frac{1}{16}$ " (4.3 cm).

# Options

## SHADE OPTIONS: FOR SURCHARGES AND PRICING REFER TO PRICING SECTION

The following is a list of options for Sliding Panels. Most options are available in all styles and colors. Limitations will be based on type. See detailed descriptions on the following pages.

### Control Type Options – No Charge

- Wand Control – Standard
- Cord Control – Optional, no charge

### Shade Options – No Charge

- Edge Banding – Natural Shade fabric only
- Projection Brackets:
  - Long (adds up to 2½" (6.4 cm) extension from wall)  
Optional for 2, 3, 4 and 5 track headrails
  - Medium (adds up to 1½" (4.2 cm) extension from wall)  
Optional for 2 and 3 track headrails  
Standard on 4 and 5 track headrails

### Shade Options–Surcharge

- Privacy Liner: Natural Shade material only
- Room darkening Liner: Natural Shade material only
- Spliced Shades: shades over 192" (487.7 cm), first splice is no charge
- Square-corner Valance: Roller or Solar fabric only
- Premiere Valance: Natural Shade material only
  - 6" (15.3 cm) Valance with horizontal material orientation, edge banding is optional (Named Self Valance previously)
  - 6" (15.3 cm) Valance with vertical material orientation, edge banding top and bottom mandatory
  - 9" (22.9 cm) Valance with horizontal material orientation, edge banding is optional
  - 9" (22.9 cm) Valance with vertical material orientation, edge banding top and bottom mandatory
  - 9" (22.9 cm) Scallop Trim Valance, no vertical orientation, edge banding or liner options
- Wood Cornice and Valances: see Cornice and Valance Cost and Product Reference Guide

# Options

## WAND CONTROL



- No charge
- Standard

CONTROL LENGTH CHART		
Finished Blind Height	Wand Length	Cord Length
Up to 30" (76.2 cm)	12" (30.5 cm)	14" (35.6 cm)
30 1/6" to 48" (76.4 - 122.0 cm)	24" (61.0 cm)	26" (66.1 cm)
48 1/6" to 77" (122.1 - 195.6 cm)	36" (91.5 cm)	38" (96.6 cm)
77 1/6" to 92" (195.8 - 233.7 cm)	48" (122.0 cm)	50" (127.0 cm)
92 1/6" to 108" (233.9 - 274.4 cm)	60" (152.4 cm)	62" (157.5 cm)

**Notes:**


- Control length is the distance from the top of the track to the bottom of the wand or cord control.
- FBL over 108" (274.4 cm) available as cord control only.
- Spliced headrail tracks are only available as wand control.
- Wand is oriented to the front of the panel.
- Split stack has a wand on each leading panel.

## CORD CONTROL




- No charge
- Optional, no charge

## STACK OPTIONS



- Stack is the location of the panels when the shade is fully open
- Order selection based on stack right, left or split



# Options


## EDGE BANDING: NATURAL SHADES



- **No charge**
- Edge banding is required with Natural Shade Materials
- Not available with Roller or Solar fabrics

2" (5.1 cm) Edge Banding	2" (5.1 cm) Edge Banding	1" (2.6 cm) Edge Banding
Black ..... 1000	Briar Cocoa ..... 3005	Black ..... 7000
Bordeaux ..... 2000	Briar Toffee ..... 3006	Chocolate ..... 7006
Chocolate ..... 1005		Cocoa ..... 7001
Cocoa ..... 1001	Infinity Butterscotch 3001	Dark Beige ..... 7005
Dark Beige ..... 1003	Infinity Moss ..... 3002	Duck White ..... 7007
Denim ..... 2002	Infinity Pompeii ..... 3000	Maroon ..... 7004
Duck White ..... 1006		Moss ..... 7009
Maroon ..... 1004	Serpentine Cocoa... 3003	Toffee ..... 7002
Toffee ..... 1002	Serpentine Toffee ... 3004	Wheat ..... 7010
Wheat ..... 1009		

## LINERS: NATURAL SHADES



- **For surcharge, see Price Charts**
- Available on Natural Shade Materials only
- The Privacy Liner is colored front and back – please order White if a neutral color is needed facing the street
- All Room Darkening Liner colors are white facing the street
- Liners are an 80/20 poly/cotton blend

**Privacy Liner**

Black Coffee . . . . .	0632
Cocoa . . . . .	0297
Tan. . . . .	0093
White. . . . .	0417

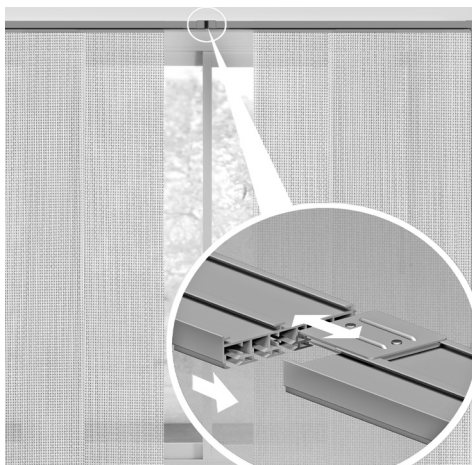
**Room-darkening Liner**

Black Coffee . . . . .	5632
Cocoa . . . . .	5297
Tan. . . . .	5093



# Options


## SPLICED SHADES



- **For surcharge, see Options Pricing**  
Shades over 192" (487.7 cm), first splice is at no charge
- Excellent option for homes or apartments where narrow hallways, elevators or stairwells make it difficult to move wide shades
- Available with wand control only
- Headrail sections will require assembly at installation
- Single stack shade available up to 192" (487.7 cm) wide. Shade operates as one unit after headrail sections are assembled together. Maximum number of headrail sections: 3 (2 splices)
- Split stack shade available up to 332" (843.3 cm) wide. Maximum number of headrail sections when greater than 192" (487.7 cm): 6 (5 splices)
- 4 and 5-track headrails only

**NOTE: Must specify spliced shades at time of order**

## REPLACEMENT PANEL INFORMATION



- **For pricing, see Replacement Panel Price Charts**
- Replacement panels may be ordered to replace damaged panels or to update panels to match new décor
- Each panel is priced individually based on panel width and shade height
- When ordering, specify:
  - Fabric or material style, color name and color number
  - Finished panel width (width at top of panel)
  - Overall shade height (height of shade including headrail)
  - Number of panels needed

**NOTE: Due to dye lot variations and color aging, exact color match to the original order is not guaranteed**

## REPLACEMENT HEADRAIL INFORMATION

- **For surcharge, see Options Pricing**
- Valances not included with replacement headrail; must be ordered separately
- Installation hardware is included

Specify the following when ordering:


- Finished shade width and installation (inside or outside mount)
- Number of tracks
- Stack option (right, left, split)
- Control option (wand or cord control)
- Cord control location (left or right)
- Headrail color (gray or bronze)
- Projection brackets (if desired)

## REPLACEMENT VALANCE

A valance only option is available. Orders for Roller and Solar Fabrics will receive the Square-corner Valance; orders for Natural Shade Materials will receive the Premiere Valance. See Options Pricing for price.


# Options

## ROLLER AND SOLAR SQUARE-CORNER VALANCE




- **For surcharge, see Price Charts**
- A Square-corner vinyl, channel panel valance is available as a surcharge option for Roller and Solar Fabric shades
- The Square-corner Valance includes two returns
- Special valance return lengths are available from 1" (2.6 cm) - 6" (15.3 cm)
- Inside Mount shades: Do **not** include returns unless specifically requested at time of order entry.
- A single valance is available up to 192" (487.7 cm) in width; valance insert from 63" (160.1 cm) - 72" (182.9 cm) will be spliced in two or three places
- Not available with Natural Shade Materials


## VALANCE: PREMIERE NATURAL SHADES SLIDING PANELS AND PREMIERE VALANCE ONLY




Shown with option A



Upgrades A and C



Upgrades B and D



Upgrade E

- **For surcharge, see Price Charts**

Natural Shade material is mounted to a North American hardwood frame with mitered corner returns that attach separately. Valance upgrade option provides stable returns and a clean, uniform appearance.

- Valance can be ordered for use alone or to complement other window treatments.
- Valance material is attached to a hardwood frame. Includes mounting brackets (standard, ceiling, or projection brackets).
- Valance returns are available on all options
  - Valance returns are standard on outside mount Natural Shades Premiere Valance based on headrail depth
  - Special valance return widths available for outside mounts from 1½" (3.9 cm) to 8" (20.4 cm) or inside mounts from 1½" (3.9 cm) to 3" (7.7 cm)
  - No special return height sizes are available
  - Horizontal valance returns are not edge banded
- Valances over maximum material width will be spliced.
- Fabric Edge Banding is available on 6" (15.3 cm) or 9" (22.9 cm) horizontally or vertically oriented material. Not available on Scallop Trim.
- Not available with Roller or Solar fabrics

### Options:

A: 6" (15.3 cm) Valance with horizontal material orientation, edge banding is optional (Named Self Valance previously)

B: 6" (15.3 cm) Valance with vertical material orientation, edge banding top and bottom mandatory

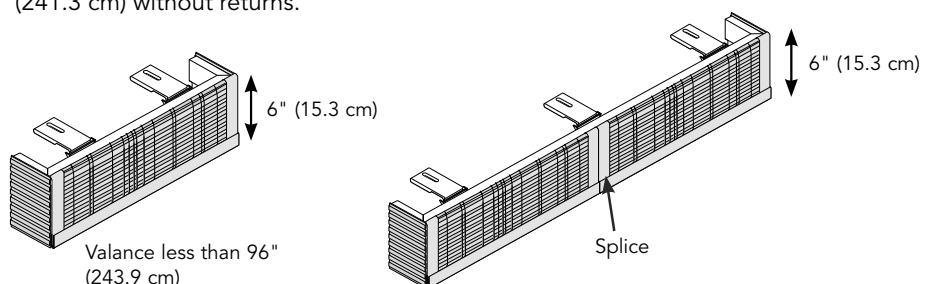
C: 9" (22.9 cm) Valance with horizontal material orientation, edge banding is optional

D: 9" (22.9 cm) Valance with vertical material orientation, edge banding top and bottom mandatory

E: 9" (22.9 cm) Scallop Trim Valance, no vertical orientation option

F: Wood Cornice: See Cornices and Valances Cost and Product Reference Guide

**NOTE:** Horizontally oriented valances over 96" (243.9 cm) will be spliced in one to three places and will not align with shade panels. Vertically oriented material will be one continuous piece. Hardwood frame will be spliced at 94" (238.8 cm) with returns and 95" (241.3 cm) without returns.



# General Information

Use this chart to determine the number of tracks to order.

**Minimum Depth Requirement:** 2 or 3 tracks – 1" (2.6 cm); 4 or 5 tracks – 1¾" (4.5 cm)

**Inside Mount:** Based on the width measurement of the window, select the number of tracks. Find measurement in the Shade Width Range columns.

**Outside Mount:** To determine width measurement and to select number of tracks, find clear opening column in chart. Select number of tracks. Shade width is the clear window opening, plus stack width and privacy overlap. It will vary with the number of tracks selected.

**Inside or Outside Mount:** For maximum clear opening, see "How to Measure for Uncovered or Clear Window Opening".

**Note:** Inside mount shades made with more tracks have larger clear window opening. Shades with less tracks may cover the window more.

## TRACK SELECTION: RIGHT OR LEFT SINGLE STACK

Clear Opening Up To in (cm)	Single Stack Right or Left							
	5 Tracks		4 Tracks		3 Tracks		2 Tracks	
	5 Panels		4 Panels		3 Panels		2 Panels	
	Shade Width Range in (cm)	Panel Width Range in (cm)	Shade Width Range in (cm)	Panel Width Range in (cm)	Shade Width Range in (cm)	Panel Width Range in (cm)	Shade Width Range in (cm)	Panel Width Range in (cm)
7½ - 9 (18.8 - 22.9)							18 - 22½ (45.8 - 56.2)	10½ - 13 (27.0 - 33.4)
12 (30.5)								
16 (40.7)			20 - 25½ (50.8 - 64.2)	8 - 9 (20.4 - 23.5)	22 - 27 (55.9 - 70.9)	10 - 11½ (25.4 - 30.2)	22½ - 27 (56.6 - 70.9)	13½ - 15 (33.4 - 40.4)
19 (48.3)	24 - 27 (61.0 - 70.2)	8 - 8 (20.4 - 22.0)	25½ - 29 (64.5 - 74.3)	9 ½ - 10 (23.8 - 26.0)	28 - 32 (71.2 - 82.3)	12 - 13 (30.5 - 34.0)	36 - 41 (91.5 - 106.4)	20 - 22 (50.8 - 58.2)
22 (55.9)	27 - 31 (70.5 - 79.7)	8 ½ - 9 (22.3 - 23.9)	29 - 33 (74.7 - 84.5)	10 ½ - 11 (26.4 - 28.6)	32 - 36 (82.6 - 93.7)	13 - 14 (34.3 - 37.8)	42 - 47 (106.7 - 121.7)	23 - 25 (58.5 - 65.8)
25 (63.5)	31 - 35 (80.1 - 89.3)	9 - 10 (24.2 - 25.8)	33 - 37 (84.8 - 94.7)	11 ½ - 12 (28.9 - 31.1)	37 - 41 (94.0 - 105.1)	15 - 16 (38.1 - 41.6)	48 - 53 (122.0 - 136.9)	26 - 28 (66.1 - 73.4)
28 (71.2)	35 - 38 (89.6 - 98.8)	10 - 10 (26.1 - 27.7)	37 - 41 (95.0 - 104.8)	12 - 13 (31.4 - 33.7)	41 - 45 (105.5 - 116.6)	16 - 17 (42.0 - 45.5)	54 - 59 (137.2 - 152.1)	29 - 31 (73.7 - 81.0)
31 (78.8)	39 - 42 (99.1 - 108.3)	11 - 11 (28.0 - 29.6)	41 - 45 (105.1 - 115.0)	13 - 14 (28.9 - 36.2)	46 - 50 (116.9 - 128.0)	18 - 19 (45.8 - 49.3)	60 - 65 (152.4 - 167.4)	32 - 34 (81.3 - 88.6)
34 (86.4)	42 - 46 (108.6 - 117.8)	11 ½ - 12 (29.9 - 31.5)	45 - 49 (115.3 - 125.1)	14 - 15 (36.5 - 38.7)	50 - 54 (128.3 - 139.4)	19 - 20 (49.6 - 53.1)	66 - 71 (167.7 - 182.6)	35 - 37 (88.9 - 96.3)
37 (94.0)	46 - 50 (118.2 - 127.4)	12 - 13 (31.8 - 33.4)	49 - 53 (125.5 - 135.3)	15 - 16 (39.1 - 41.3)	55 - 59 (139.7 - 150.9)	21 - 22 (53.4 - 56.9)	72 - 77 (182.9 - 197.9)	38 - 40 (96.6 - 103.9)
40 (101.6)	50 - 53 (127.7 - 136.9)	13 - 13 (33.7 - 35.3)	53 - 57 (135.6 - 145.5)	16 - 17 (41.6 - 43.8)	59 - 63 (151.2 - 162.3)	22 - 23 (57.2 - 60.7)	78 - 83 (198.2 - 213.1)	41 - 43 (104.2 - 111.5)
43 (109.3)	54 - 57 (137.2 - 146.4)	14 - 14 (35.6 - 37.2)	57 - 61 (145.8 - 155.6)	17 - 18 (44.1 - 46.4)	64 - 68 (162.6 - 173.7)	24 - 25 (61.0 - 64.5)	84 - 89 (213.4 - 228.3)	44 - 46 (111.8 - 119.1)
46 (116.9)	57 - 61 (146.7 - 155.9)	14 ½ - 15 (37.5 - 39.1)	61 - 65 (155.9 - 165.8)	18 - 19 (46.7 - 48.9)	68 - 72 (174.0 - 185.2)	25 - 26 (64.8 - 68.3)	90 - 91 (228.6 - 233.4)	47 - 47 (119.4 - 121.7)
49 (124.5)	61 - 65 (156.3 - 165.5)	15 ½ - 16 (39.4 - 41.0)	65 - 69 (166.1 - 175.9)	19 - 20 (49.2 - 51.4)	73 - 77 (185.5 - 196.6)	27 - 28 (68.6 - 72.1)		48 (122.0)
52 (132.1)	65 - 68 (165.8 - 175.0)	16 - 16 (41.3 - 42.9)	69 - 73 (176.3 - 186.1)	20 - 21 (51.8 - 54.0)	77 - 81 (196.9 - 208.0)	28 - 29 (72.4 - 75.9)		
55 (139.7)	69 - 72 (175.3 - 184.5)	17 - 17 (43.2 - 44.8)	73 - 77 (186.4 - 196.3)	21 - 22 (54.3 - 56.5)	82 - 86 (208.3 - 219.4)	30 - 31 (76.2 - 79.7)		
58 (147.4)	72 - 76 (184.8 - 194.0)	17 ½ - 18 (45.1 - 46.7)	77 - 81 (196.6 - 206.4)	22 - 23 (56.8 - 59.1)	86 - 90 (219.8 - 230.9)	31 - 32 (80.0 - 83.5)		
61 (155.0)	76 - 80 (194.4 - 203.6)	18 - 19 (47.0 - 48.6)	81 - 85 (206.7 - 216.6)	23 - 24 (59.4 - 61.6)	91 - 95 (231.2 - 242.3)	33 - 34 (83.8 - 87.4)		
64 (162.6)	80 - 83 (203.9 - 213.1)	19 - 19 (48.9 - 50.5)	85 - 89 (216.9 - 226.7)	24 - 25 (62.0 - 64.1)	95 - 99 (242.6 - 253.7)	34 - 35 (87.7 - 91.1)		
67 (170.2)	84 - 87 (213.4 - 222.6)	20 - 20 (50.8 - 52.4)	89 - 93 (227.1 - 236.9)	25 - 26 (64.5 - 66.7)	100 - 104 (254.0 - 265.2)	36 - 37 (91.5 - 94.9)		
70 (177.8)	87 - 91 (222.9 - 232.1)	20 ½ - 21 (52.8 - 54.3)	93 - 97 (237.2 - 247.1)	26 - 27 (67.0 - 69.2)	104 - 108 (265.5 - 276.6)	37 - 38 (95.3 - 98.7)		
73 (185.5)	91 - 95 (232.5 - 241.7)	21 ½ - 22 (54.7 - 56.2)	97 - 101 (247.4 - 257.2)	27 - 28 (69.6 - 71.8)	109 - 113 (276.9 - 288.0)	39 - 40 (99.1 - 102.6)		
76 (193.1)	95 - 98 (242.0 - 251.2)	22 ¼ - 22 (56.6 - 58.2)	101 - 105 (257.5 - 267.4)	28 - 29 (72.1 - 74.3)	113 - 117 (288.3 - 299.5)	40 - 41 (102.9 - 106.4)		
79 (200.7)	99 - 102 (251.5 - 260.7)	23 - 23 (58.5 - 60.1)	105 - 109 (267.7 - 277.5)	29 - 30 (74.6 - 76.8)	118 - 122 (299.8 - 310.9)	42 - 43 (106.7 - 110.2)		
82 (208.3)	102 - 106 (261.0 - 270.2)	23 ½ - 24 (60.4 - 62.0)	109 - 113 (277.9 - 287.7)	30 - 31 (77.2 - 79.4)	122 - 126 (311.2 - 322.3)	43 - 44 (110.5 - 114.0)		
85 (215.9)	106 - 110 (270.6 - 279.8)	24 - 25 (62.3 - 63.9)	113 - 117 (288.0 - 297.9)	31 - 32 (79.7 - 82.0)	127 - 131 (322.6 - 333.7)	45 - 46 (114.3 - 117.8)		
87 (221.0)	110 - 113 (280.1 - 289.3)	25 - 25 (64.1 - 65.8)	117 - 121 (298.2 - 308.0)	32 - 33 (82.3 - 84.5)	131 - 135 (334.1 - 345.2)	46 - 47 (118.1 - 121.6)		
91 (231.2)	114 - 117 (289.6 - 298.8)	26 - 26 (66.1 - 67.7)	121 - 125 (308.3 - 318.2)	33 - 34 (84.8 - 87.0)		136 (345.5)		48 (122.0)
94 (238.8)	117 - 121 (299.1 - 308.3)	26 ½ - 27 (68.0 - 69.6)	125 - 129 (318.5 - 328.3)	34 - 35 (87.4 - 89.6)				
97 (246.4)	121 - 125 (308.7 - 317.9)	27 - 28 (69.9 - 71.5)	129 - 133 (328.7 - 338.5)	35 - 36 (89.9 - 92.1)				
100 (254.0)	125 - 128 (318.2 - 327.4)	28 - 28 (71.8 - 73.4)	133 - 137 (338.8 - 348.7)	36 - 37 (92.4 - 94.6)				
103 (261.7)	129 - 132 (327.7 - 336.9)	29 - 29 (73.7 - 75.3)	137 - 141 (349.0 - 358.8)	37 - 38 (94.9 - 97.2)				
106 (269.3)	132 - 136 (337.2 - 346.4)	29 ½ - 30 (75.6 - 77.2)	141 - 145 (359.1 - 369.0)	38 - 39 (97.5 - 99.7)				
109 (276.9)	136 - 140 (346.8 - 356.0)	30 - 31 (77.5 - 79.1)	145 - 149 (369.3 - 379.1)	39 - 40 (100.0 - 102.3)				
112 (284.5)	140 - 143 (356.3 - 365.5)	31 ½ - 31 (79.4 - 81.0)	149 - 153 (379.5 - 389.3)	40 - 41 (102.6 - 104.8)				
115 (292.1)	144 - 147 (365.8 - 375.0)	32 - 32 (81.3 - 82.9)	153 - 157 (389.6 - 399.5)	41 - 42 (105.1 - 107.4)				
118 (299.8)	147 - 151 (375.3 - 384.5)	32 ½ - 33 (83.2 - 84.8)	157 - 161 (399.8 - 409.6)	42 - 43 (107.7 - 109.9)				
121 (307.4)	151 - 155 (384.9 - 394.1)	33 ½ - 34 (85.1 - 86.7)	161 - 165 (409.9 - 419.8)	43 - 44 (110.2 - 112.4)				
124 (315.0)	155 - 158 (394.4 - 403.6)	34 - 34 (87.0 - 88.6)	165 - 169 (420.1 - 429.9)	44 - 45 (112.7 - 114.9)				
127 (322.6)	159 - 162 (403.9 - 413.1)	35 - 35 (88.9 - 90.5)	169 - 173 (430.3 - 440.1)	45 - 46 (115.3 - 117.5)				
130 (330.2)	162 - 166 (413.4 - 422.6)	35 ½ - 36 (90.9 - 92.4)	173 - 177 (440.4 - 451.5)	46 - 47 (117.8 - 120.0)				
133 (337.9)	166 - 170 (423.0 - 432.2)	36 ½ - 37 (92.8 - 94.3)	177 - 180 (451.9 - 457.2)	47 - 48 (120.4 - 122.0)				
136 (345.5)	170 - 173 (432.5 - 441.7)	37 ½ - 37 (94.7 - 96.3)						
139 (353.1)	174 - 177 (442.0 - 451.2)	38 - 38 (96.6 - 98.2)						
142 (360.7)	177 - 181 (451.5 - 460.7)	38 ½ - 39 (98.5 - 100.1)						
145 (368.3)	181 - 185 (461.1 - 470.3)	39 - 40 (100.4 - 102.0)						
148 (376.0)	185 - 188 (470.6 - 479.8)	40 - 40 (102.3 - 103.9)						
151 (383.6)	189 - 192 (480.1 - 487.7)	41 - 41 (104.2 - 106.1)						

# General Information

Use this chart to determine the number of tracks to order.

**Minimum Depth Requirement:** 2 or 3 tracks – 1" (2.6 cm); 4 or 5 tracks – 1¾" (4.5 cm)

**Inside Mount:** Based on the width measurement of the window, select the number of tracks. Find measurement in the Shade Width Range columns.

**Outside Mount:** To determine width measurement and to select number of tracks, find clear opening column in chart. Select number of tracks. Shade width is the clear window opening, plus two times stack width and privacy overlap. It will vary with the number of tracks selected.

**Inside or Outside Mount:** For maximum clear opening, see "How to Measure for Uncovered or Clear Window Opening".

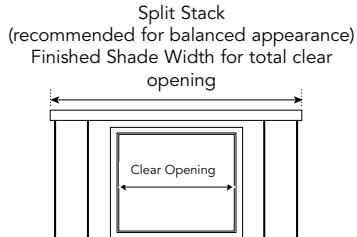
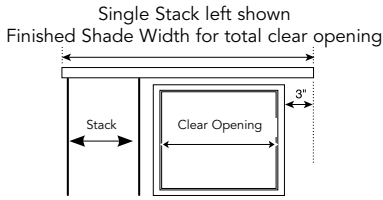
**Note:** Inside mount shades made with more tracks have larger clear window opening. Shades with less tracks may cover the window more.

## TRACK SELECTION: SPLIT STACK

Clear Opening Up To in (cm)	Split Stack, even number of panels each side					
	5 Tracks		4 Tracks		3 Tracks	
	8 Panels, 4 each side		6 Panels, 3 each side		4 Panels, 2 each side	
	Shade Width Range in (cm)	Panel Width Range in (cm)	Shade Width Range in (cm)	Panel Width Range in (cm)	Shade Width Range in (cm)	Panel Width Range in (cm)
12-16 (30.5 - 40.7)					36 - 43% (91.5 - 111.5)	12 - 13 ½ (30.5 - 35.3)
20 (50.8)			36 - 39% (91.5 - 101.3)	9% - 9% (23.9 - 25.1)	44 - 51% (111.8 - 131.8)	14 - 15% (35.6 - 40.4)
25 (63.5)	36 - 42% (91.5 - 108.3)	8 - 8% (20.4 - 22.3)	40 - 47% (101.6 - 120.4)	10 - 11% (25.4 - 28.9)	52 - 61% (132.1 - 157.2)	16 - 18% (40.7 - 46.7)
30 (76.2)	42% - 49% (108.6 - 125.5)	8 ½ - 9% (22.6 - 24.5)	47% - 54% (120.7 - 139.4)	11% - 12% (28.6 - 31.5)	62 - 71% (157.5 - 182.6)	18% - 20% (47.0 - 53.1)
35 (88.9)	49% - 56 (125.8 - 142.3)	9% - 10% (24.9 - 26.7)	55 - 62% (139.7 - 158.5)	12% - 13% (31.8 - 34.7)	72 - 81% (182.9 - 208.0)	21 - 23% (53.4 - 59.4)
40 (101.6)	56% - 62% (142.6 - 159.1)	10% - 11% (27.0 - 28.6)	62% - 69% (158.8 - 177.5)	13% - 14% (35.0 - 37.8)	82 - 91% (208.3 - 233.4)	23% - 25% (59.7 - 65.8)
45 (114.3)	62% - 69% (159.4 - 176.3)	11% - 12% (28.9 - 30.8)	70 - 77% (177.8 - 196.6)	15 - 16% (38.1 - 41.0)	92 - 101% (233.7 - 258.8)	26 - 28% (66.1 - 72.1)
50 (127.0)	69% - 75% (176.6 - 192.8)	12% - 12% (31.2 - 32.8)	77% - 84% (196.9 - 215.6)	16% - 17% (41.3 - 44.2)	102 - 111% (259.1 - 284.2)	28% - 30% (72.4 - 78.5)
55 (139.7)	76 - 82% (193.1 - 209.9)	13 - 13% (33.1 - 35.0)	85 - 92% (215.9 - 234.7)	17% - 18% (44.5 - 47.4)	112 - 121% (284.5 - 309.6)	31 - 33% (78.8 - 84.8)
60 (152.4)	82% - 89% (210.2 - 227.1)	13% - 14% (35.3 - 37.2)	92% - 99% (235.0 - 253.7)	18% - 19% (47.7 - 50.5)	122 - 131% (309.9 - 335.0)	33% - 35% (85.1 - 91.2)
65 (165.1)	89% - 96 (227.4 - 243.9)	14% - 15% (37.5 - 39.4)	100 - 107% (254.0 - 272.8)	20 - 21% (50.8 - 53.7)	132 - 141% (335.3 - 360.4)	36 - 38% (91.5 - 97.5)
70 (177.8)	96% - 102% (244.2 - 260.7)	15% - 16% (39.7 - 41.3)	107% - 114% (273.1 - 291.8)	21% - 22% (54.0 - 56.9)	142 - 151% (360.7 - 385.8)	38% - 40% (97.8 - 103.9)
75 (190.5)	102% - 109% (261.0 - 277.9)	16% - 17% (41.6 - 43.5)	115 - 122% (292.1 - 310.9)	22% - 23% (57.2 - 60.1)	152 - 161% (386.1 - 411.2)	41 - 43% (104.2 - 110.2)
80 (203.2)	109% - 115% (278.2 - 294.4)	17% - 17% (43.9 - 45.5)	122% - 129% (311.2 - 329.9)	23% - 24% (60.4 - 63.2)	162 - 171% (411.5 - 436.6)	43% - 45% (110.5 - 116.6)
85 (215.9)	116 - 122% (294.7 - 311.5)	18 - 18% (45.8 - 47.7)	130 - 137% (330.2 - 349.0)	25 - 26% (63.5 - 66.4)	172 - 181% (436.9 - 462.0)	46 - 48% (116.9 - 122.9)
90 (228.6)	122% - 129% (311.8 - 328.3)	18% - 19% (48.0 - 49.9)	137% - 144% (349.3 - 368.0)	26% - 27% (66.7 - 69.6)		
95 (241.3)	129% - 135% (328.7 - 345.2)	19% - 20% (50.2 - 51.8)	145 - 152% (368.3 - 387.1)	27% - 28% (69.9 - 72.8)		
100 (254.0)	136 - 142% (345.5 - 362.3)	20% - 21% (52.1 - 54.0)	152% - 159% (387.4 - 406.1)	28% - 29% (73.1 - 75.9)		
105 (266.7)	142% - 149% (362.6 - 379.1)	21% - 22% (54.3 - 56.2)	160 - 167% (406.4 - 425.2)	30 - 31% (76.2 - 79.1)		
110 (279.4)	149% - 155% (379.5 - 396.0)	22% - 22% (56.6 - 58.2)	167% - 174% (425.5 - 444.2)	31% - 32% (79.4 - 82.3)		
115 (292.1)	156 - 162% (396.3 - 413.1)	23 - 23% (58.5 - 60.4)	175 - 182% (444.5 - 463.3)	32% - 33% (82.6 - 85.5)		
120 (304.8)	162% - 169% (413.4 - 429.9)	23% - 24% (60.7 - 62.6)	182% - 189% (463.6 - 482.3)	33% - 34% (85.8 - 88.6)		
125 (317.5)	169% - 175% (430.3 - 446.8)	24% - 25% (62.9 - 64.5)	190 - 197% (482.6 - 501.4)	35 - 36% (88.9 - 91.8)		
130 (330.2)	176 - 182% (447.1 - 463.9)	25% - 26% (64.8 - 66.7)	197% - 204% (501.7 - 520.4)	36% - 37% (92.1 - 95.0)		
135 (342.9)	182% - 189% (464.2 - 480.7)	26% - 27% (67.0 - 68.9)	205 - 212% (520.7 - 539.5)	37% - 38% (95.3 - 98.2)		
140 (355.6)	189% - 195% (481.1 - 497.6)	27% - 27% (69.3 - 70.9)	212% - 219% (539.8 - 558.5)	38% - 39% (98.5 - 101.3)		
145 (368.3)	196 - 202% (497.9 - 514.7)	28 - 28% (71.2 - 73.1)	220 - 227% (558.8 - 577.6)	40 - 41% (101.6 - 104.5)		
150 (381.0)	202% - 209% (515.0 - 531.5)	28% - 29% (73.4 - 75.3)	227% - 234% (577.9 - 596.6)	41% - 42% (104.8 - 107.7)		
155 (393.7)	209% - 215% (531.9 - 548.4)	29% - 30% (75.6 - 77.2)	235 - 242% (596.9 - 615.7)	42% - 43% (108.0 - 110.9)		
160 (406.4)	216 - 222% (548.7 - 565.5)	30% - 31% (77.5 - 79.4)	242% - 249% (616.0 - 634.7)	43% - 44% (111.2 - 114.0)		
165 (419.1)	222% - 229% (565.8 - 582.3)	31% - 32% (79.7 - 81.6)	250 - 257% (635.0 - 653.8)	45 - 46% (114.3 - 117.2)		
170 (431.8)	229% - 235% (582.7 - 599.2)	32% - 32% (82.0 - 83.6)	257% - 264% (654.1 - 672.8)	46% - 47% (117.5 - 120.4)		
175 (444.5)	236 - 242% (599.5 - 616.3)	33 - 33% (83.9 - 85.8)	265 - 272% (673.1 - 691.9)	47% - 48% (120.7 - 123.6)		
180 (457.2)	242% - 249% (616.6 - 633.1)	33% - 34% (86.1 - 88.0)				
185 (469.9)	249% - 255% (633.4 - 649.9)	34% - 35% (88.3 - 89.9)				
190 (482.6)	256 - 262% (650.2 - 667.1)	35% - 36% (90.2 - 92.1)				
195 (495.3)	262% - 269% (667.4 - 683.9)	36% - 37% (92.4 - 94.3)				
200 (508.0)	269% - 275% (684.2 - 700.7)	37% - 37% (94.6 - 96.2)				
205 (520.7)	276 - 282% (701.0 - 717.9)	38 - 38% (96.6 - 98.4)				
210 (533.4)	282% - 289% (718.2 - 734.7)	38% - 39% (98.7 - 100.6)				
215 (546.1)	289% - 295% (735.0 - 751.5)	39% - 40% (101.0 - 102.6)				
220 (558.8)	296 - 302% (751.8 - 768.7)	40% - 41% (102.9 - 104.8)				
225 (571.5)	302% - 309% (769.0 - 785.5)	41% - 42% (105.1 - 107.0)				
230 (584.2)	309% - 315% (785.8 - 802.3)	42% - 42% (107.4 - 108.9)				
235 (596.9)	316 - 322% (802.6 - 819.6)	43 - 43% (109.2 - 111.1)				
240 (609.6)	322% - 329% (819.8 - 836.3)	43% - 44% (111.5 - 113.3)				
242 (614.7)	329% - 332 (836.6 - 843.3)	44% - 45 (113.7 - 114.3)				

# General Information

## HOW TO MEASURE FOR UNCOVERED OR CLEAR WINDOW OPENING



1. Determine the width for Single Stack or Split Stack (see diagrams)\*.
2. Match the clear opening width with dimension found in the Track Selection Charts under Clear Opening column. Look at available panel width options to determine number of tracks.
3. For shade width: Add clear opening, approximate stack panel width, and desired additional overlap.

Example: Single Stack

If determined width for clear opening window view is 57" (144.8 cm), order width needed to provide full unobstructed view using four (4) tracks is about 80" (203.2 cm).

\*NOTE: Add an additional 3" (7.7 cm) for privacy and light control to the clear opening before determining the finished shade width.

4. Order the corresponding size track.

## PANEL CONFIGURATIONS

### Single Stack Shade

Single Stack Shades may be ordered to stack left or right. The diagrams below depict a single stack left shade. The configuration is the reverse for a single stack right shade. The white panels indicate the lead panel. Headrail is not reversible. Panel overlap is always 4" (10.2 cm).

Shade Width	Number of Tracks on Headrail	Number of Panels	Panel Configuration of Headrail (View from top of headrail)
18" (45.8 cm) to 92" (233.7 cm)	2	2	Closed shade; front facing room (left-stack)
18" (45.8cm) to 136" (345.5 cm)	3	3	Closed shade; front facing room (left-stack)
20" (50.8 cm) to 180" (457.2 cm)	4	4	Closed shade; front facing room (left-stack)
24" (61.0 cm) to 192" (487.7 cm)	5	5	Closed shade; front facing room (left-stack)

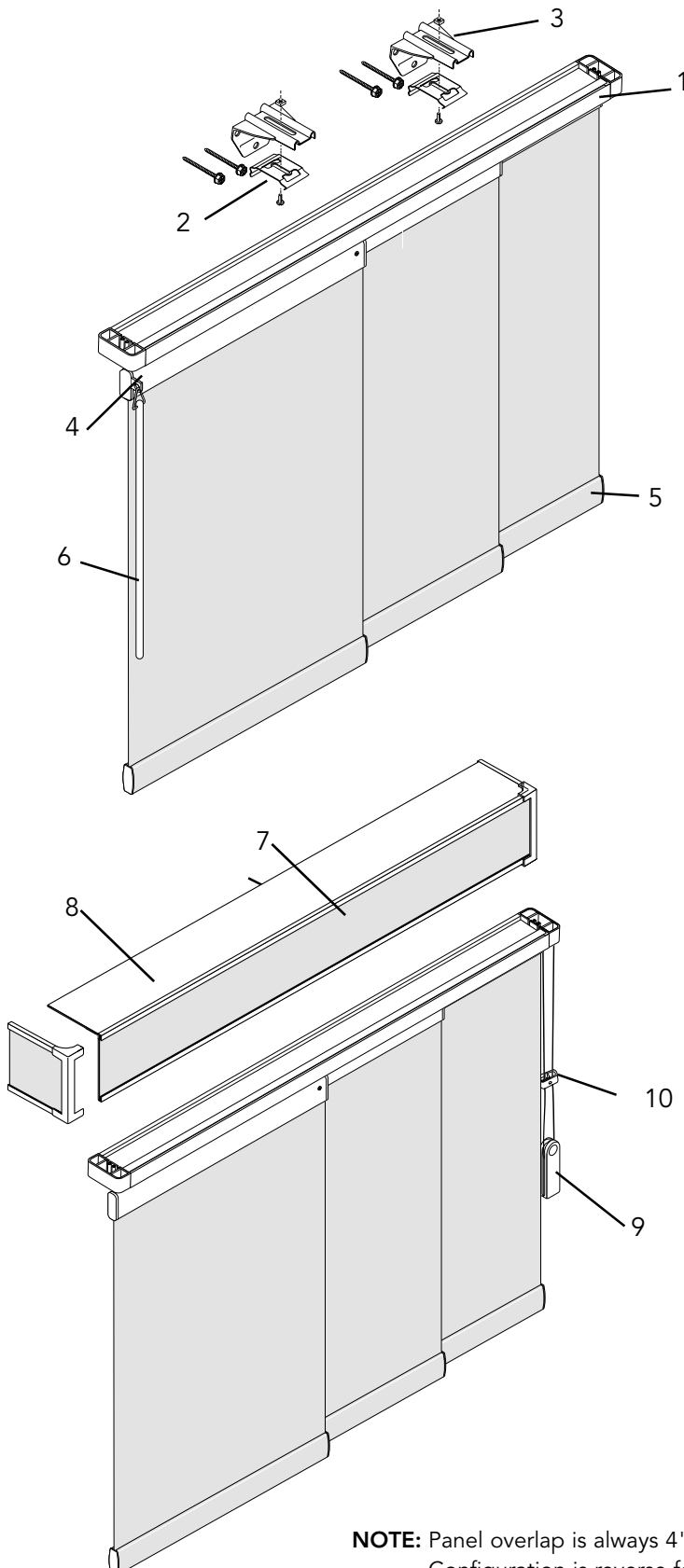
### Split Stack

The white panels indicate the lead panels and where the split will occur. Headrail is not reversible. Panel overlap is always 4" (10.2 cm).

Shade Width	Number of Tracks on Headrail	Number of Panels	Panel Configuration of Headrail (View from top of headrail)
36" (91.5 cm) to 118" (299.8 cm)	2	4	Closed shade; front facing room
36" (91.5 cm) to 272 1/2" (691.9 cm)	4	6	Closed shade; front facing room
36" (91.5 cm) to 332" (843.3 cm)	5	8	Closed shade; front facing room

# General Information

## SLIDING PANEL: ROLLER AND SOLAR FABRICS PRODUCT DETAIL

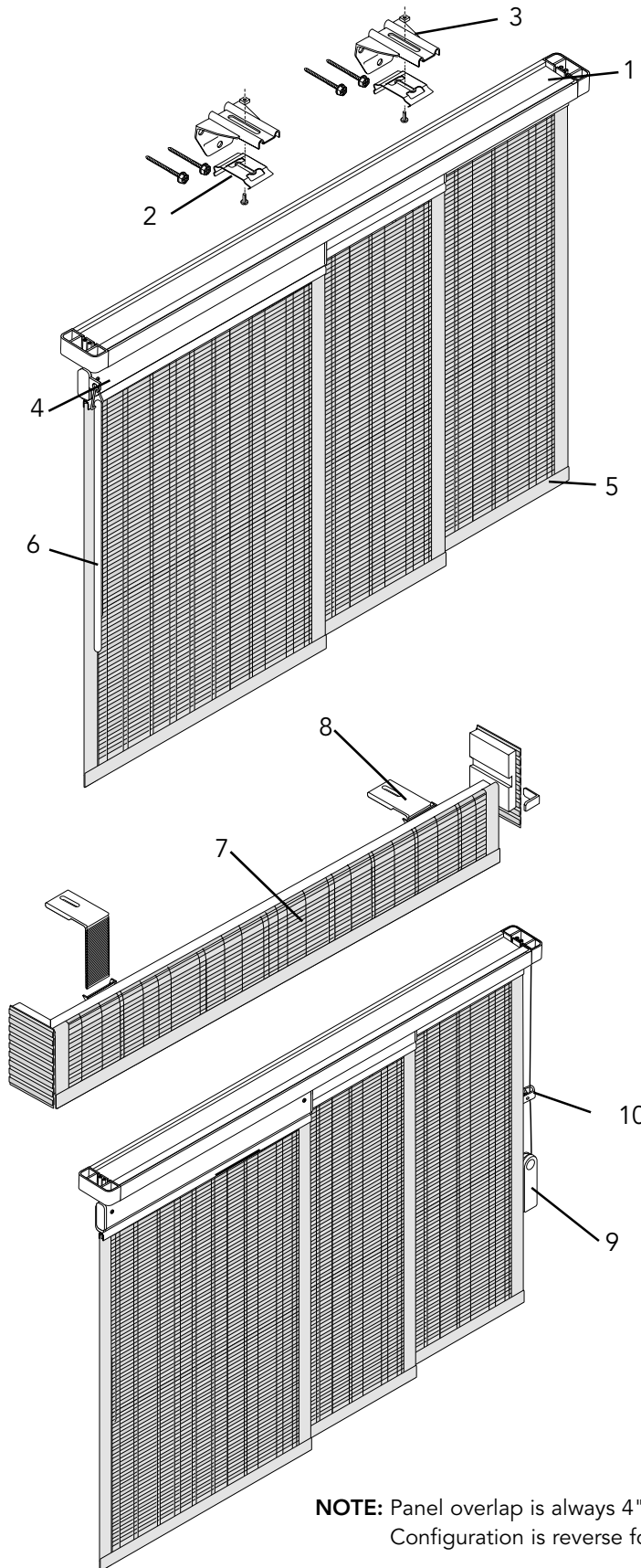


1. Aluminum Track System
  - Durable and rust-resistant
  - Precision Roller System (in headrail)
  - Quiet and smooth traversing of panels
2. Hidden Standard Mounting Clips
  - Used for inside or ceiling mounts
  - Used with projection brackets for wall mounts
3. Projection Brackets
  - Standard on outside or wall mounts
  - Used with standard mounting clips
4. Patent-Pending Panel Attachment
  - Reduces light gap and securely holds heavy Fabrics
5. Aluminum Hem Bar
  - Provides panel stability and a finished look
6. Wand Control
  - Standard (always on lead panel)
7. Square-corner Valance
  - Optional with surcharge
8. Valance Clips
9. Cord Control
  - Optional at no charge
  - Select right or left control
10. Safety Cord Guide

**NOTE:** Panel overlap is always 4" (10.2 cm). Illustrations depict a Single Stack Right shade. Configuration is reverse for a Single Stack Left shade. Headrail is not reversible.

# General Information

## SLIDING PANEL: NATURAL SHADE MATERIALS PRODUCT DETAIL



1. Aluminum Track System
  - Durable and rust-resistant
  - Precision Roller System (in headrail)
  - Quiet and smooth traversing of panels
2. Hidden Standard Mounting Clips
  - Used for inside or ceiling mounts
  - Used with projection brackets for wall mounts
3. Projection Brackets
  - Standard on outside or wall mounts
  - Used with standard mounting clips
4. Patent-Pending Panel Attachment
  - Reduces light gap and securely holds heavy materials
5. Edge Banding
  - Protects edges of natural shade material
6. Wand Control
  - Standard (always on lead panel)
7. Premiere Valance
  - Optional with surcharge
8. Valance Clips
9. Cord Control
  - Optional at no charge
  - Select right or left control
10. Safety Cord Guide

**NOTE:** Panel overlap is always 4" (10.2 cm). Illustrations depict a Single Stack Right shade. Configuration is reverse for a Single Stack Left shade. Headrail is not reversible.

## General Information

## COLOR COORDINATION CHART: ROLLER AND SOLAR FABRICS

Style Name	Color No.	Color Name	Headrail, Slide Channels, Endcaps, Cord/Cord Weight, Hem Bar
A100	T0134	Beige	Gray
	T0137	Charcoal	Gray
	T0139	Charcoal/Chestnut	Bronze
	T0131	Oyster	Gray
	T0133	Oyster Pearl Gray	Gray
	T0132	Oyster/Beige	Gray
A300	T0452	Alabaster	Gray
	T0458	Bisque	Gray
	T0456	Brunette	Bronze
	T0457	Charcoal	Bronze
	T0459	Granite	Gray
	T0453	Gray Mist	Gray
	T0455	Quarry	Gray
	T0451	White	Gray
A500	T0462	Alabaster	Gray
	T0465	Bisque	Gray
	T0466	Brunette	Bronze
	T0467	Charcoal	Bronze
	T0469	Granite	Gray
	T0463	Gray Mist	Gray
	T0464	Quarry	Gray
	T0461	White	Gray
Allure	T2703	Fog	Gray
	T2706	Glimmer	Gray
	T2705	Latte	Bronze
	T2702	Still Water	Gray
	T2704	Titanium	Bronze
Aura	T0245	Aspen	Bronze
	T0230	Poetry	Bronze
	T0229	Sable	Bronze
	T0243	Tweed	Bronze
B1000	T1602	Alabaster	Gray
	T1609	Ash	Bronze
	T1601	Chalk	Gray
	T1608	Ebony	Bronze
	T1606	Tobacco	Bronze
B500	T5102	Alabaster	Gray
	T5101	Chalk	Gray
	T5108	Ebony	Bronze
	T5105	Greystone	Gray
	T5106	Tobacco	Bronze
Bamboo	T4003	Bronze	Bronze
	T4002	Butter Pecan	Bronze
	T4006	Desert	Bronze
	T4004	Toasted Almond	Gray
Brilliance	T1902	Chateau	Bronze
	T1903	Grace	Bronze
	T1901	Midnight	Bronze

Style Name	Color No.	Color Name	Headrail, Slide Channels, Endcaps, Cord/Cord Weight, Hem Bar
Cambridge LF	T1107	Clay	Gray
	T1100	French Toast	Bronze
	T1105	Inkwell	Gray
	T1103	Ivory	Gray
	T1102	Off White	Gray
	T1108	Rainstorm	Gray
	T1101	White	Gray
	T1209	Clay	Gray
	T1200	French Toast	Bronze
	T1205	Inkwell	Gray
	T1203	Ivory	Gray
Cambridge RD	T1202	Off White	Gray
	T1213	Rainstorm	Gray
	T1201	White	Gray
	T1233	Chateau	Bronze
	T1231	Lanai	Gray
Capri	T1234	Pewter	Gray
	T0701	Linen	Gray
Cirrus	T0703	Platinum	Gray
	T0702	Sand	Gray
	T0704	Storm	Gray
	T0236	Alpine	Gray
Contour	T0233	Essence	Gray
	T0244	Maple	Bronze
	T0231	Natural	Gray
	T0234	Smoke	Bronze
	T0232	Smudge	Bronze
	T1334	Brick	Bronze
Crossweave	T3007	Cedar	Bronze
	T1331	Natural	Gray
	T3008	Quarry	Gray
Crystalline	T1251	Beryl	Gray
	T1254	Copper	Bronze
	T1252	Selenite	Gray
	T1255	Steel Gray	Gray
Crystalline Essence	T1262	Halite	Gray
	T1263	Indigo	Bronze
Cumulus	T1261	Opal	Gray
	T0506	Linen	Gray
	T0507	Rice	Gray
	T0504	Wrought Iron	Bronze
	T2903	Autumn	Bronze
Debut	T2904	Brandy	Bronze
	T2901	Peppercorn	Gray
	T2902	Refuge	Gray



# General Information

## COLOR COORDINATION CHART: ROLLER AND SOLAR FABRICS

Style Name	Color No.	Color Name	Headrail, Slide Channels, Endcaps, Cord/Cord Weight, Hem Bar
Elements	T0016	Beige	Bronze
	T0301	Canvas	Gray
	T0015	Canyon	Bronze
	T0302	Cove	Gray
	T0305	Dune	Bronze
	T0303	Grain	Bronze
Essential	T0016	Beige	Bronze
	T0015	Canyon	Bronze
	T0039	Black	Bronze
	T0011	Classic White	Gray
	T0010	Denim	Gray
	T0033	Ivory	Gray
	T0055	Smokey	Gray
T0044	Taupe	Gray	
Eventide	T2020	Calming	Gray
	T2080	Cocoa	Bronze
	T2040	Graphite	Gray
	T2030	Morning	Gray
	T2000	Peaceful	Gray
	T2010	Restful White	Gray
Fern	T0204	Foggy	Bronze
	T0205	Greige	Gray
	T0201	Praline Pearl	Bronze
	T0206	Sawdust	Gray
Harmony	T2601	Cityscape	Gray
	T2603	Harvest	Bronze
	T2604	Huntsman	Gray
	T2602	Pebble	Bronze
	T2605	Tassel	Bronze
Linen	T0220	Burlap	Bronze
	T0218	Cinnamon	Bronze
	T0217	Cranberry	Bronze
	T0219	Cream	Gray
	T0222	Fig	Bronze
T0221	Topaz	Bronze	
Marquesa	T1031	Golden Hazel	Bronze
	T1032	Linen	Gray
	T1038	Mushroom	Bronze
	T1037	Powder	Gray
	T1036	Spa	Bronze
Menagerie	T0242	Balsa	Bronze
	T0240	Birch	Gray
	T2241	Derby	Gray
	T0215	Haystack	Bronze
	T0247	Rockefeller	Bronze
	T0223	Rust	Bronze
	T0209	Silverstone	Bronze
	T0246	Southern Wind	Bronze
Monaco	T1291	Enchant	Gray
	T1292	Synergy	Gray

Style Name	Color No.	Color Name	Headrail, Slide Channels, Endcaps, Cord/Cord Weight, Hem Bar
Opulent	T0106	Ebony	Bronze
	T0101	Opal	Gray
	T0103	Pale Brown	Bronze
	T0102	Parchment	Gray
	T0104	Twilight	Bronze
	T0105	Zinc	Gray
Origins	T2502	Coffee	Bronze
	T2501	Grove	Bronze
	T2503	Pavestone	Gray
Prairie	T0022	Candle	Gray
	T0021	Pure	Gray
	T0023	Sandbar	Gray
	T0024	Woodgrain	Bronze
Riverbend	T1007	Khaki	Bronze
	T1009	Maduro	Bronze
	T1006	Natural	Gray
	T1004	Rust	Bronze
	T1005	Steel	Gray
	T1008	Woodland	Bronze
Royale	T3926	Granite	Bronze
	T3420	Ivory	Gray
	T3925	Rapture	Bronze
	T3423	Saddle	Bronze
	T3924	Storm	Gray
Rujin	T8106	Beachwood	Bronze
	T8103	Olive Gray	Bronze
	T8104	Pine Bark	Bronze
	T8105	Russet	Bronze
	T8102	Toasted Almond	Bronze
	T2803	Magic	Gray
Scripture	T2801	Nuance	Gray
	T2802	Ponder	Gray
	T7206	Antique White	Gray
Sedona	T7205	Buff	Bronze
	T7201	Granite	Bronze
	T7204	Raven	Gray
Sheffield	T3101	Chelsea	Gray
	T3105	Eclipse	Gray
	T3102	Henley	Gray
	T3107	Meadow	Bronze
	T3104	Tuscon	Gray
	T3106	Weathered	Bronze
	T3103	Windsor	Gray
	T4066	Bone	Gray
Stratus	T4062	Espresso	Bronze
	T4063	Flax	Gray
	T0607	Ice	Gray
	T4065	Linen	Gray

## General Information

## COLOR COORDINATION CHART: ROLLER AND SOLAR FABRICS

Style Name	Color No.	Color Name	Headrail, Slide Channels, Endcaps, Cord/Cord Weight, Hem Bar
Suburban II	T0804	Highland	Bronze
	T0802	Mystic	Gray
	T0803	Network	Gray
	T0801	White	Gray
Tranquility	T1055	Grace	Bronze
	T1056	Jem	Bronze
	T1051	Terracotta	Bronze
	T1053	Wheat	Bronze
Twine	T0241	Driftwood	Bronze
	T0046	Flagstone	Bronze
	T0210	Heritage	Bronze
	T0248	Jewel	Bronze
	T0047	Metal	Bronze
	T0249	Oatmeal	Gray
Wicker	T1013	Brownstone	Bronze
	T1016	Dawn	Bronze
	T1017	Shell	Bronze
	T1010	Tawny	Gray
	T1018	Thyme	Bronze
	T1011	Tiger's Eye	Bronze

# General Information

## COLOR COORDINATION CHART: NATURAL SHADE MATERIALS

Style Name	Color No.	Color Name	Headrail, Slide Channels, Endcaps, Cord/Cord Weight, Hem Bar
Amour	T0001	Radiant	Bronze
	T0002	Regal	Bronze
	T0003	Royal	Bronze
Anyi	T1298	Bleached	Gray
	T2100	Fudge	Bronze
	T2102	Olive	Bronze
	T2103	Rye	Bronze
Ascot	T9001	Cashmere	Bronze
	T9002	Kersey	Bronze
Beachfront	T0041	Surf	Gray
	T0042	Thatch	Gray
Beikan	T3086	Amber	Bronze
Boardwalk	T5968	Pier	Gray
	T5966	Promenade	Gray
Chencun	T0845	Merlot	Bronze
	T0417	White	Gray
	T2256	Amaretto	Bronze
Dalan	T2305	Saddle	Bronze
	T5601	Forest	Bronze
Escape	T5602	Island	Bronze
	T4858	Umber	Bronze
Lipo	T6701	Agate	Bronze
	T6702	Ambrosia	Bronze
	T6793	Earthtones	Bronze
	T6703	Java	Bronze
	T0705	Tahoe	Bronze
Liren	T0263	Butternut	Bronze
Lutan	T2403	Pecan	Bronze
Majian	T2445	Driftwood	Bronze
	T2064	Natural	Bronze
	T0423	Sandy Shores	Gray
	T2296	Toffee	Bronze
	T2402	Truffle	Bronze
Meilin	T1086	Camel	Bronze
	T1222	Henna	Bronze
	T1227	Onyx	Bronze
	T5120	Chroma	Bronze
	T2220	Tumeric	Bronze
Merino	T0503	Burgos	Bronze
	T0500	Castilla	Gray

Style Name	Color No.	Color Name	Headrail, Slide Channels, Endcaps, Cord/Cord Weight, Hem Bar
Ningtu	T9859	Tortoise	Bronze
Revelry	T0045	Birdnest	Bronze
	T0743	Dusk	Gray
	T0744	Sand Piper	Bronze
Saterra	T3269	Azure	Bronze
	T3254	Dunes	Gray
	T3370	Terrain	Gray
Serenity	T1502	Haze	Gray
Shatian	T2337	Raisin	Bronze
	T2878	Umber	Bronze
Taima	T4010	Chestnut	Bronze
Terrestrial	T2001	Alpaca	Bronze
	T2002	Angora	Gray
	T2003	Camel	Bronze
Toushan II	T3759	Mocha	Bronze
	T3659	Taupe	Bronze
Wuxi	T4111	Zebra	Bronze
Yunnan	T9584	Chocolate	Bronze
Zishan	T3689	Auburn	Bronze
	T3731	Stardust	Gray
	T3734	Toast	Bronze

## General Information

## COLOR COORDINATION CHART FOR LINERS: NATURAL SHADE MATERIALS

Style Name	Color Name	Color Number	Suggested Privacy Liner **	Suggested Room Darkening Liner **
Amour	Radiant	T0001	Cocoa 0297	Cocoa 5297
	Regal	T0002	Cocoa 0297	Cocoa 5297
	Royal	T0003	Cocoa 0297	Cocoa 5297
Anyi	Rye	T2103	Tan 0093	Tan 5093
	Taupe	T2101	Tan 0093	Tan 5093
Ascot	Cashmere	T9001	Tan 0093	Tan 5093
	Kersey	T9002	Cocoa 0297	Cocoa 5297
Beachfront	Surf	T0041	White 0417	Tan 5093
	Thatch	T0042	White 0417	Tan 5093
Beikan	Amber	T3086	Tan 0093	Tan 5093
Boardwalk	Pier	T5968	White 0417	Tan 5093
	Promenade	T5966	Tan 0093	Tan 5093
Chencun	Merlot	T0845	Cocoa 0297	Cocoa 5297
	White	T0417	White 0417	Tan 5093
Dalan	Amaretto	T2256	Tan 0093	Tan 5093
	Saddle	T2305	Cocoa 0297	Cocoa 5297
Escape	Forest	T5601	Cocoa 0297	Cocoa 5297
	Island	T5602	Tan 0093	Tan 5093
Inan	Umber	T4858	Tan 0093	Tan 5093
Lipo	Agate	T6701	Black Coffee 0632	Black Coffee 5632
	Ambrosia	T6702	Tan 0093	Tan 5093
	Earthtones	T6793	Cocoa 0297	Cocoa 5297
	Java	T6703	Black Coffee 0632	Black Coffee 5632
Liren	Butternut	T0263	Tan 0093	Tan 5093
Lutan	Pecan	T2403	Tan 0093	Tan 5093
Majian	Driftwood	T2445	Cocoa 0297	Cocoa 5297
	Natural	T2064	Tan 0093	Tan 5093
	Toffee	T2296	Tan 0093	Tan 5093
	Sandy Shores	T0423	Tan 0093	Tan 5093
	Truffle	T2402	Cocoa 0297	Cocoa 5297
Meilin	Camel	T1086	Tan 0093	Tan 5093
	Henna	T1222	Cocoa 0297	Cocoa 5297
	Onyx	T1227	Black Coffee 0632	Black Coffee 5632
	Chroma	T5120	Black Coffee 0632	Black Coffee 5632
	Tumeric	T2220	Tan 0093	Tan 5093
Merino	Burgos	T0503	Black Coffee 0632	Black Coffee 5632
	Castilla	T0500	White 0417	Tan 5093
Ningtu	Tortoise	T9859	Tan 0093	Tan 5093
Revelry	Birdnest	T0045	Cocoa 0297	Cocoa 5297
	Dusk	T0743	Tan 0093	Tan 5093
	Sand Piper	T0744	Tan 0093	Tan 5093
Saterra	Azure	T3269	Cocoa 0297	Cocoa 5297
	Dunes	T3254	White 0417	Tan 5093
	Terrain	T3370	Tan 0093	Tan 5093
Serenity	Haze	T1502	White 0417	Tan 5093
Shatian	Raisin	T2337	Cocoa 0297	Cocoa 5297
	Umber	T2878	Tan 0093	Tan 5093
Taima	Chestnut	T4010	Cocoa 0297	Cocoa 5297
Terrestrial	Alpaca	T2001	Tan 0093	Tan 5093
	Angora	T2002	White 0417	Tan 5093
	Camel	T2003	Tan 0093	Tan 5093
Toushan II	Mocha	T3759	Cocoa 0297	Cocoa 5297
	Taupe	T3659	Tan 0093	Tan 5093
Wuxi	Zebra	T4111	Tan 0093	Tan 5093
Yunnan	Chocolate	T9584	Cocoa 0297	Cocoa 5297
Zishan	Auburn	T3689	Cocoa 0297	Cocoa 5297
	Stardust	T3731	Tan 0093	Tan 5093
	Toast	T3734	Tan 0093	Tan 5093

**\*\*NOTE:** The Privacy Liner is colored front and back; please order white if a neutral color is needed facing the street. All colors of the Room Darkening Liner are neutral facing the street.

19-0210-00 (07/15) 150118|S131207

# Price Charts

## PRICE GROUP A

ROLLER SHADE FABRIC\*: CAMBRIDGE LF, CAPRI, ESSENTIAL  
 SOLAR SHADE FABRIC<sup>Δ</sup>: A300, A500, BAMBOO, CUMULUS, STRATUS

\*Coordinates with LightWeaves<sup>®</sup> Roller Shades

<sup>Δ</sup>Coordinates with LightWeaves<sup>®</sup> Solar Shades

HEIGHT UP TO in (cm)	WIDTH UP TO in (cm) →																															
	48 (122.0)	60 (152.4)	72 (182.9)	78 (198.2)	84 (213.4)	96 (243.9)	108 (274.4)	120 (304.8)	132 (335.3)	144 (365.8)	156 (396.3)	168 (426.7)	180 (457.2)	192 (487.7)	202 (513.1)	212 (538.5)	222 (563.9)	232 (589.3)	242 (614.7)	252 (640.1)	262 (665.5)	272 (690.9)	282 (716.3)	292 (741.7)	302 (767.1)	312 (792.5)	322 (817.9)	332 (843.3)				
36 (91.5)	\$477	551	610	636	737	751	805	1021	1082	1124	1190	1245	1324	1338	1419	1501	1582	1662	1744	1825	1906	1988	2069	2149	2231	2312	2393	2474				
48 (122.0)	512	597	663	691	798	814	885	1110	1178	1228	1296	1362	1450	1467	1558	1650	1742	1833	1925	2016	2108	2200	2292	2384	2475	2567	2659	2750				
60 (152.4)	543	641	715	749	868	883	964	1193	1277	1332	1400	1474	1580	1596	1692	1788	1884	1980	2076	2172	2268	2363	2459	2555	2651	2747	2843	2939				
72 (182.9)	575	683	768	808	929	947	1040	1283	1375	1435	1506	1592	1711	1724	1827	1930	2034	2137	2240	2344	2447	2550	2654	2756	2859	2963	3066	3169				
84 (213.4)	610	728	819	866	998	1014	1119	1366	1472	1543	1611	1707	1841	1853	1963	2074	2184	2295	2405	2517	2627	2738	2848	2959	3069	3181	3291	3401				
96 (243.9)	641	773	872	921	1062	1081	1200	1453	1566	1645	1715	1820	1967	1983	2098	2213	2327	2443	2558	2672	2787	2902	3017	3131	3246	3362	3476	3591				
108 (274.4)	674	814	928	979	1130	1145	1280	1543	1665	1750	1820	1934	2098	2109	2232	2354	2477	2598	2720	2843	2965	3087	3209	3332	3454	3576	3698	3821				
120 (304.8)	704	856	978	1037	1193	1210	1359	1628	1761	1853	1929	2053	2225	2240																		
132 (335.3)	740	901	1032	1096	1262	1280	1435	1715	1860	1958	2034	2166	2355	2372																		
144 (365.8)	773	943	1083	1153	1325	1342	1516	1802	1956	2063	2140	2279	2486	2498																		
<b>ADD SURCHARGE TO SHADE PRICE</b>																																
Square-corner Valance	\$94	102	106	111	113	123	129	132	133	136	139	140	143	146	154	162	170	178	186	194	202	210	218	226	234	242	250	258				

## COLORS

### Roller Shade Fabric

#### CAMBRIDGE LF

Clay . . . . . T1107  
 French Toast . . . . . T1100  
 Inkwell . . . . . T1105  
 Ivory . . . . . T1103  
 Off White . . . . . T1102  
 Rainstorm . . . . . T1108  
 White . . . . . T1101

#### CAPRI

Chateau . . . . . T1233  
 Lanai . . . . . T1231  
 Pewter . . . . . T1234

#### ESSENTIAL

Beige . . . . . T0016  
 Black . . . . . T0039  
 Canyon . . . . . T0015  
 Classic White . . . . . T0011  
 Denim . . . . . T0010  
 Ivory . . . . . T0033  
 Smokey . . . . . T0055  
 Taupe . . . . . T0044

### Solar Shade Fabric

#### A300

Alabaster . . . . . T0452  
 Bisque . . . . . T0458  
 Brunette . . . . . T0456  
 Charcoal . . . . . T0457  
 Granite . . . . . T0459  
 Gray Mist . . . . . T0453  
 Quarry . . . . . T0455  
 White . . . . . T0451

#### A500

Alabaster . . . . . T0462  
 Bisque . . . . . T0465  
 Brunette . . . . . T0466  
 Charcoal . . . . . T0467  
 Granite . . . . . T0469  
 Gray Mist . . . . . T0463  
 Quarry . . . . . T0464  
 White . . . . . T0461

#### BAMBOO

Bronze . . . . . T4003  
 Butter Pecan . . . . . T4002  
 Desert . . . . . T4006  
 Toasted Almond . . . . . T4004

#### CUMULUS

Linen . . . . . T0506  
 Rice . . . . . T0507  
 Wrought Iron . . . . . T0504

#### STRATUS

Bone . . . . . T4066  
 Espresso . . . . . T4062  
 Flax . . . . . T4063  
 Ice . . . . . T0607  
 Linen . . . . . T4065

# Price Charts

## PRICE GROUP B

ROLLER SHADE FABRIC\*: HARMONY, ROYALE, RUJIN, SHEFFIELD, SUBURBAN II  
 SOLAR SHADE FABRIC<sup>Δ</sup>: A100, CIRRUS, FERN

\*Coordinates with LightWeaves<sup>®</sup> Roller Shades

ΔCoordinates with LightWeaves<sup>®</sup> Solar Shades

HEIGHT UP TO in (cm)	WIDTH UP TO in (cm) →																											
	48 (122.0)	60 (152.4)	72 (182.9)	78 (198.2)	84 (213.4)	96 (243.9)	108 (274.4)	120 (304.8)	132 (335.3)	144 (365.8)	156 (396.3)	168 (426.7)	180 (457.2)	192 (487.7)	202 (513.1)	212 (538.5)	222 (563.9)	232 (589.3)	242 (614.7)	252 (640.1)	262 (665.5)	272 (690.9)	282 (716.3)	292 (741.7)	302 (767.1)	312 (792.5)	322 (817.9)	332 (843.3)
36 (91.5)	\$507	589	653	680	786	805	870	1093	1160	1208	1272	1340	1428	1439	1524	1610	1695	1781	1867	1952	2038	2123	2209	2294	2380	2465	2550	2636
48 (122.0)	572	701	783	823	950	961	971	1205	1289	1345	1415	1490	1594	1610	1711	1810	1911	2011	2112	2212	2312	2413	2512	2613	2713	2814	2914	3015
60 (152.4)	640	764	859	908	1042	1059	1075	1320	1416	1481	1551	1640	1766	1778	1889	2000	2110	2221	2332	2443	2554	2665	2776	2886	2997	3108	3219	3330
72 (182.9)	688	819	936	986	1133	1157	1176	1434	1544	1623	1690	1790	1933	1948	2066	2184	2302	2421	2539	2658	2776	2894	3012	3130	3248	3367	3485	3603
84 (213.4)	729	882	1011	1068	1219	1254	1281	1547	1667	1762	1825	1942	2100	2115	2246	2377	2507	2638	2770	2900	3031	3162	3293	3424	3555	3686	3816	3947
96 (243.9)	740	900	1041	1099	1254	1277	1387	1656	1798	1896	1962	2093	2268	2284	2422	2560	2699	2837	2976	3113	3251	3390	3528	3666	3805	3943	4082	4220
108 (274.4)	752	915	1065	1133	1289	1304	1487	1769	1924	2037	2100	2244	2441	2454	2597	2741	2884	3028	3171	3315	3458	3602	3745	3890	4033	4177	4320	4464
120 (304.8)	792	971	1136	1205	1368	1387	1591	1882	2047	2173	2243	2394	2610	2625														
132 (335.3)	834	1026	1204	1281	1452	1471	1693	1996	2176	2312	2378	2541	2778	2795														
144 (365.8)	876	1081	1271	1357	1536	1551	1798	2107	2303	2450	2513	2693	2948	2962														
<b>ADD SURCHARGE TO SHADE PRICE</b>																												
Square-corner Valance	\$94	102	106	111	113	123	129	132	133	136	139	140	143	146	154	162	170	178	186	194	202	210	218	226	234	242	250	258

### ROLLER COLORS

#### HARMONY

Cityscape . . . . . T2601  
 Harvest . . . . . T2603  
 Huntsman . . . . . T2604  
 Pebble . . . . . T2602  
 Tassel . . . . . T2605

#### ROYALE

Granite . . . . . T3926  
 Ivory . . . . . T3420  
 Rapture . . . . . T3925  
 Saddle . . . . . T3423  
 Storm . . . . . T3924

#### RUJIN

Beachwood . . . . . T8106  
 Olive Gray . . . . . T8103  
 Pine Bark . . . . . T8104  
 Russet . . . . . T8105  
 Toasted Almond . . . . . T8102

#### SHEFFIELD

Chelsea . . . . . T3101  
 Eclipse . . . . . T3105  
 Henley . . . . . T3102  
 Meadow . . . . . T3107  
 Tuscon . . . . . T3104  
 Weathered . . . . . T3106  
 Windsor . . . . . T3103

#### SUBURBAN II

Highland . . . . . T0804  
 Mystic . . . . . T0802  
 Network . . . . . T0803  
 White . . . . . T0801

### SOLAR COLORS

#### A100

Beige . . . . . T0134  
 Charcoal . . . . . T0137  
 Charcoal/Chestnut . . . . . T0139  
 Oyster . . . . . T0131  
 Oyster Pearl Gray . . . . . T0133  
 Oyster/Beige . . . . . T0132

#### CIRRUS

Storm . . . . . T0704  
 Platinum . . . . . T0703  
 Sand . . . . . T0702  
 Storm . . . . . T0704

#### FERN

Foggy . . . . . T0204  
 Greige . . . . . T0205  
 Praline Pearl . . . . . T0201  
 Sawdust . . . . . T0206

# Price Charts

## PRICE GROUP C

ROLLER SHADE FABRIC\*: CAMBRIDGE RD, CROSSWEAVE, ELEMENTS, PRAIRIE, SEDONA  
 SOLAR SHADE FABRIC<sup>Δ</sup>: B1000, B500, MARQUESA

\*Coordinates with LightWeaves<sup>®</sup> Roller Shades  
 ΔCoordinates with LightWeaves<sup>®</sup> Solar Shades

HEIGHT UP TO in (cm)	WIDTH UP TO in (cm) →																											
	48 (122.0)	60 (152.4)	72 (182.9)	78 (198.2)	84 (213.4)	96 (243.9)	108 (274.4)	120 (304.8)	132 (335.3)	144 (365.8)	156 (396.3)	168 (426.7)	180 (457.2)	192 (487.7)	202 (513.1)	212 (538.5)	222 (563.9)	232 (589.3)	242 (614.7)	252 (640.1)	262 (665.5)	272 (690.9)	282 (716.3)	292 (741.7)	302 (767.1)	312 (792.5)	322 (817.9)	332 (843.3)
36 (91.5)	\$569	668	747	783	906	921	1006	1253	1334	1393	1466	1546	1650	1666	1766	1867	1967	2067	2168	2267	2368	2468	2569	2669	2770	2870	2969	3070
48 (122.0)	625	744	839	882	1020	1036	1143	1398	1504	1577	1646	1744	1875	1891	2005	2119	2232	2347	2461	2575	2689	2803	2917	3031	3145	3260	3373	3487
60 (152.4)	680	820	931	982	1135	1152	1278	1551	1666	1756	1829	1941	2099	2115	2238	2360	2483	2605	2727	2850	2971	3094	3216	3339	3461	3584	3706	3829
72 (182.9)	736	894	1020	1080	1245	1264	1413	1695	1838	1932	2009	2139	2321	2336	2472	2609	2745	2881	3018	3154	3289	3426	3562	3698	3835	3971	4107	4244
84 (213.4)	795	970	1112	1181	1363	1375	1551	1845	2006	2113	2194	2336	2542	2563	2711	2860	3009	3158	3307	3455	3604	3754	3902	4051	4199	4349	4498	4646
96 (243.9)	847	1044	1203	1278	1473	1489	1688	1997	2173	2291	2377	2537	2768	2783	2943	3102	3262	3420	3580	3739	3899	4058	4218	4377	4537	4696	4855	5015
108 (274.4)	906	1115	1295	1375	1588	1607	1829	2142	2341	2470	2553	2735	2989	3006	3181	3355	3529	3703	3878	4052	4226	4400	4575	4749	4923	5097	5272	5446
120 (304.8)	957	1192	1385	1477	1702	1719	1962	2291	2505	2652	2735	2933	3214	3229														
132 (335.3)	1017	1267	1474	1580	1816	1834	2099	2438	2675	2832	2916	3130	3437	3451														
144 (365.8)	1074	1345	1567	1677	1927	1944	2233	2594	2840	3009	3101	3327	3660	3676														
<b>ADD SURCHARGE TO SHADE PRICE</b>																												
Square-corner Valance	\$94	102	106	111	113	123	129	132	133	136	139	140	143	146	154	162	170	178	186	194	202	210	218	226	234	242	250	258

### ROLLER COLORS

#### CAMBRIDGE RD

- Clay . . . . . T1209
- French Toast . . . . . T1200
- Inkwell . . . . . T1205
- Ivory . . . . . T1203
- Off White . . . . . T1202
- Rainstorm . . . . . T1213
- White . . . . . T1201

#### CROSSWEAVE

- Brick . . . . . T1334
- Cedar . . . . . T3007
- Natural . . . . . T1331
- Quarry . . . . . T3008

#### ELEMENTS

- Canvas . . . . . T0301
- Cove . . . . . T0302
- Dune . . . . . T0305
- Grain . . . . . T0303

#### PRAIRIE

- Candle . . . . . T0022
- Pure . . . . . T0021
- Sandbar . . . . . T0023
- Woodgrain . . . . . T0024

#### SEDONA

- Antique White . . . . . T7206
- Buff . . . . . T7205
- Granite . . . . . T7201
- Raven . . . . . T7204

### SOLAR COLORS

#### B1000

- Alabaster . . . . . T1602
- Ash . . . . . T1609
- Chalk . . . . . T1601
- Ebony . . . . . T1608
- Tobacco . . . . . T1606

#### B500

- Alabaster . . . . . T5102
- Chalk . . . . . T5101
- Ebony . . . . . T5108
- Greystone . . . . . T5105
- Tobacco . . . . . T5106

#### MARQUESA

- Golden Hazel . . . . . T1031
- Linen . . . . . T1032
- Mushroom . . . . . T1038
- Powder . . . . . T1037
- Spa . . . . . T1036

# Price Charts

## PRICE GROUP D

ROLLER SHADE FABRIC\*: ALLURE, BRILLIANCE, CRYSTALLINE, CRYSTALLINE ESSENCE, DEBUT, EVENTIDE, MONACO, OPULENT, RIVERBEND, SCRIPTURE

SOLAR SHADE FABRIC<sup>Δ</sup>: AURA, CONTOUR, LINEN, MENAGERIE, ORIGINS, TRANQUILITY, TWINE, WICKER

\*Coordinates with LightWeaves® Roller Shades

ΔCoordinates with LightWeaves® Solar Shades

HEIGHT UP TO in (cm)	WIDTH UP TO in (cm) →																											
	48 (122.0)	60 (152.4)	72 (182.9)	78 (198.2)	84 (213.4)	96 (243.9)	108 (274.4)	120 (304.8)	132 (335.3)	144 (365.8)	156 (396.3)	168 (426.7)	180 (457.2)	192 (487.7)	202 (513.1)	212 (538.5)	222 (563.9)	232 (589.3)	242 (614.7)	252 (640.1)	262 (665.5)	272 (690.9)	282 (716.3)	292 (741.7)	302 (767.1)	312 (792.5)	322 (817.9)	332 (843.3)
36 (91.5)	\$605	729	824	871	1003	1018	1137	1372	1480	1555	1621	1717	1859	1871	1982	2093	2204	2316	2427	2538	2649	2760	2871	2983	3094	3205	3316	3427
48 (122.0)	686	835	953	1014	1169	1187	1334	1592	1723	1819	1887	2011	2185	2201	2330	2460	2589	2718	2848	2976	3106	3235	3364	3493	3623	3751	3881	4010
60 (152.4)	769	945	1081	1162	1337	1351	1534	1808	1971	2083	2155	2300	2516	2525	2672	2819	2966	3113	3260	3408	3555	3702	3849	3996	4143	4291	4438	4585
72 (182.9)	850	1054	1206	1307	1504	1521	1733	2027	2219	2345	2421	2593	2840	2856	3021	3186	3351	3517	3681	3847	4012	4177	4342	4508	4672	4838	5003	5168
84 (213.4)	933	1164	1337	1451	1671	1687	1933	2245	2463	2610	2686	2885	3167	3179	3362	3545	3729	3912	4095	4278	4460	4645	4827	5010	5193	5376	5560	5743
96 (243.9)	1014	1274	1466	1596	1837	1856	2133	2465	2710	2874	2953	3174	3495	3507	3706	3905	4104	4303	4503	4701	4900	5099	5298	5498	5696	5896	6095	6293
108 (274.4)	1099	1382	1592	1743	2006	2020	2332	2682	2953	3137	3219	3465	3824	3834	4054	4274	4494	4715	4935	5155	5375	5596	5816	6036	6256	6477	6697	6917
120 (304.8)	1179	1490	1719	1892	2173	2189	2535	2902	3199	3403	3488	3754	4148	4161														
132 (335.3)	1259	1599	1848	2036	2339	2354	2731	3121	3443	3665	3754	4049	4478	4492														
144 (365.8)	1343	1709	1976	2181	2505	2521	2934	3339	3686	3931	4022	4340	4805	4818														
<b>ADD SURCHARGE TO SHADE PRICE</b>																												
Square-corner Valance	\$94	102	106	111	113	123	129	132	133	136	139	140	143	146	154	162	170	178	186	194	202	210	218	226	234	242	250	258

## ROLLER COLORS

### ALLURE

Fog . . . . . T2703  
 Glimmer . . . . . T2706  
 Latte . . . . . T2705  
 Still Water . . . . . T2702  
 Titanium . . . . . T2704

### BRILLIANCE

Chateau . . . . . T1902  
 Grace . . . . . T1903  
 Midnight . . . . . T1901

### CRYSTALLINE

Beryl . . . . . T1251  
 Copper . . . . . T1254  
 Selenite . . . . . T1252  
 Steel Gray . . . . . T1255

### CRYSTALLINE ESSENCE

Halite . . . . . T1262  
 Indigo . . . . . T1263  
 Opal . . . . . T1261

### DEBUT

Autumn . . . . . T2903  
 Brandy . . . . . T2904  
 Peppercorn . . . . . T2901  
 Refuge . . . . . T2902

### EVENTIDE

Calming . . . . . T2020  
 Cocoa . . . . . T2080  
 Graphite . . . . . T2040  
 Morning . . . . . T2030  
 Peaceful . . . . . T2000  
 Restful White . . . . . T2010

### MONACO

Enchant . . . . . T1291  
 Synergy . . . . . T1292

### OPULENT

Ebony . . . . . T0106  
 Opal . . . . . T0101  
 Pale Brown . . . . . T0103  
 Parchment . . . . . T0102  
 Twilight . . . . . T0104  
 Zinc . . . . . T0105

### RIVERBEND

Khaki . . . . . T1007  
 Maduro . . . . . T1009  
 Natural . . . . . T1006  
 Rust . . . . . T1004  
 Steel . . . . . T1005  
 Woodland . . . . . T1008

### SCRIPTURE

Magic . . . . . T2803  
 Nuance . . . . . T2801  
 Ponder . . . . . T2802

### LINEN

Burlap . . . . . T0220  
 Cinnamon . . . . . T0218  
 Cranberry . . . . . T0217  
 Cream . . . . . T0219  
 Fig . . . . . T0222  
 Topaz . . . . . T0221

### MENAGERIE

Balsa . . . . . T0242  
 Birch . . . . . T0240  
 Derby . . . . . T2241  
 Haystack . . . . . T0215  
 Rockefeller . . . . . T0247  
 Rust . . . . . T0223  
 Silverstone . . . . . T0209  
 Southern Wind . . . . . T0246

### ORIGINS

Coffee . . . . . T2502  
 Grove . . . . . T2501  
 Pavestone . . . . . T2503

### TRANQUILITY

Grace . . . . . T1055  
 Jem . . . . . T1056  
 Terracotta . . . . . T1051  
 Wheat . . . . . T1053

### TWINE

Driftwood . . . . . T0241  
 Flagstone . . . . . T0046  
 Heritage . . . . . T0210  
 Jewel . . . . . T0248  
 Metal . . . . . T0047  
 Oatmeal . . . . . T0249

### WICKER

Brownstone . . . . . T1013  
 Dawn . . . . . T1016  
 Shell . . . . . T1017  
 Tawny . . . . . T1010  
 Thyme . . . . . T1018  
 Tiger's Eye . . . . . T1011

## SOLAR COLORS

### AURA

Aspen . . . . . T0245  
 Poetry . . . . . T0230  
 Sable . . . . . T0229  
 Tweed . . . . . T0243

### CONTOUR

Alpine . . . . . T0236  
 Essence . . . . . T0233  
 Maple . . . . . T0244  
 Natural . . . . . T0231  
 Smoke . . . . . T0234  
 Smudge . . . . . T0232



# Price Charts

## PRICE GROUP E: NATURAL SHADE MATERIAL<sup>§</sup>: ANYI, REVELRY

§ Coordinates with Tradewinds® Natural Shades

HEIGHT UP TO in (cm)	WIDTH UP TO in (cm) →																											
	48 (122.0)	60 (152.4)	72 (182.9)	78 (198.2)	84 (213.4)	96 (243.9)	108 (274.4)	120 (304.8)	132 (335.3)	144 (365.8)	156 (396.3)	168 (426.7)	180 (457.2)	192 (487.7)	202 (513.1)	212 (538.5)	222 (563.9)	232 (589.3)	242 (614.7)	252 (640.1)	262 (665.5)	272 (690.9)	282 (716.3)	292 (741.7)	302 (767.1)	312 (792.5)	322 (817.9)	332 (843.3)
36 (91.5)	\$501	589	656	715	827	841	917	1142	1218	1272	1336	1411	1507	1521	1611	1700	1791	1880	1970	2060	2150	2239	2328	2419	2508	2598	2688	2778
48 (122.0)	551	654	737	805	929	946	1043	1276	1371	1439	1505	1591	1712	1725	1829	1934	2037	2142	2246	2351	2455	2560	2664	2768	2872	2977	3081	3186
60 (152.4)	616	720	818	894	1036	1053	1168	1415	1521	1603	1667	1771	1917	1931	2044	2158	2272	2385	2499	2613	2726	2840	2953	3068	3182	3295	3409	3523
72 (182.9)	648	788	894	985	1137	1155	1292	1548	1677	1763	1833	1954	2119	2133	2256	2381	2505	2630	2754	2877	3002	3126	3251	3375	3498	3623	3747	3871
84 (213.4)	699	852	978	1088	1244	1254	1415	1652	1830	1928	2004	2133	2322	2339	2475	2612	2749	2885	3021	3158	3295	3431	3568	3705	3842	3978	4115	4252
96 (243.9)	744	917	1058	1168	1343	1361	1499	1824	1983	2094	2169	2315	2529	2538	2685	2831	2977	3123	3269	3415	3561	3707	3853	3999	4146	4292	4438	4584
108 (274.4)	796	980	1137	1254	1452	1467	1667	1956	2136	2256	2334	2495	2729	2745	2905	3064	3224	3384	3544	3703	3863	4023	4182	4341	4502	4661	4820	4981
120 (304.8)	841	1047	1215	1350	1554	1570	1792	2094	2285	2422	2495	2676	2934	2947														
132 (335.3)	894	1114	1298	1441	1658	1674	1917	2228	2443	2584	2664	2858	3136	3153														
144 (365.8)	945	1180	1379	1529	1760	1774	2040	2366	2593	2749	2832	3039	3341	3356														

### ADD SURCHARGE TO SHADE PRICE

Premiere Valance *	\$121	130	136	144	147	158	165	168	171	173	178	180	186	190	201	212	223	234	245	256	267	278	289	300	311	322	333	344
Privacy Liner *	219	227	349	360	480	494	634	652	667	689	709	731	750	774	814	854	894	934	974	1014	1054	1094	1134	1174	1214	1254	1294	1334
Room-darkening Liner *	288	298	462	477	634	652	835	860	884	911	939	966	1000	1034	1088	1142	1196	1250	1304	1358	1412	1466	1520	1574	1628	1682	1736	1790

\* Only available on Natural Shade Materials. See Shade Options.

## COLORS

ANYI		REVELRY	
Rye . . . . .	T2103	Birdnest . . . . .	T0045
Taupe . . . . .	T2101	Dusk . . . . .	T0743
		Sand Piper . . . . .	T0744

**NOTE:** Edge banding required with Natural Shade Materials; not available on Roller or Solar Fabrics. See Shade Options: Edge Banding.

# Price Charts

## PRICE GROUP F: NATURAL SHADE MATERIAL<sup>§</sup>: CHENCUN, ESCAPE, NINGTU, SERENITY

§ Coordinates with Tradewinds® Natural Shades

HEIGHT UP TO in (cm)	WIDTH UP TO in (cm) →																											
	48 (122.0)	60 (152.4)	72 (182.9)	78 (198.2)	84 (213.4)	96 (243.9)	108 (274.4)	120 (304.8)	132 (335.3)	144 (365.8)	156 (396.3)	168 (426.7)	180 (457.2)	192 (487.7)	202 (513.1)	212 (538.5)	222 (563.9)	232 (589.3)	242 (614.7)	252 (640.1)	262 (665.5)	272 (690.9)	282 (716.3)	292 (741.7)	302 (767.1)	312 (792.5)	322 (817.9)	332 (843.3)
36 (91.5)	\$555	652	728	764	881	897	954	1186	1265	1322	1389	1466	1567	1580	1675	1769	1865	1959	2055	2150	2244	2340	2434	2529	2624	2719	2814	2909
48 (122.0)	609	725	816	858	991	1009	1086	1327	1424	1495	1563	1654	1777	1794	1900	2007	2113	2219	2325	2432	2538	2645	2752	2858	2965	3071	3178	3283
60 (152.4)	684	797	906	954	1105	1121	1213	1470	1580	1665	1734	1840	1991	2006	2123	2239	2356	2473	2590	2707	2824	2940	3057	3174	3291	3408	3525	3641
72 (182.9)	718	872	991	1052	1213	1232	1300	1559	1745	1834	1906	2030	2200	2216	2346	2475	2604	2733	2863	2993	3122	3252	3381	3510	3639	3769	3898	4028
84 (213.4)	773	944	1082	1136	1326	1337	1423	1673	1901	2003	2082	2216	2413	2431	2573	2715	2857	2999	3141	3282	3424	3566	3708	3850	3992	4134	4275	4418
96 (243.9)	827	1016	1172	1247	1435	1452	1566	1834	2061	2173	2254	2406	2628	2640	2791	2942	3093	3245	3397	3548	3699	3850	4002	4153	4304	4455	4606	4758
108 (274.4)	881	1086	1258	1337	1547	1563	1734	2033	2220	2345	2424	2593	2835	2852	3016	3182	3346	3511	3676	3841	4006	4171	4335	4501	4665	4830	4995	5160
120 (304.8)	932	1162	1349	1441	1657	1675	1861	2173	2376	2518	2593	2782	3048	3062														
132 (335.3)	989	1234	1437	1536	1767	1786	1991	2314	2537	2687	2767	2971	3260	3274														
144 (365.8)	1045	1308	1526	1629	1875	1892	2119	2457	2694	2855	2940	3156	3472	3487														

### ADD SURCHARGE TO SHADE PRICE

Premiere Valance *	\$121	130	136	144	147	158	165	168	171	173	178	180	186	190	201	212	223	234	245	256	267	278	289	300	311	322	333	344
Privacy Liner *	219	227	349	360	480	494	634	652	667	689	709	731	750	774	814	854	894	934	974	1014	1054	1094	1134	1174	1214	1254	1294	1334
Room-darkening Liner *	288	298	462	477	634	652	835	860	884	911	939	966	1000	1034	1088	1142	1196	1250	1304	1358	1412	1466	1520	1574	1628	1682	1736	1790

\* Only available on Natural Shade Materials. See Shade Options.

## COLORS

CHENCUN		ESCAPE		NINGTU	
Merlot . . . . .	T0845	Forest . . . . .	T5601	Tortoise . . . . .	T9859
White . . . . .	T0417	Island . . . . .	T5602		
				SERENITY	
				Haze . . . . .	T1502

**NOTE:** Edge banding required with Natural Shade Materials; not available on Roller or Solar Fabrics. See Shade Options: Edge Banding.

# Price Charts

## PRICE GROUP G: NATURAL SHADE MATERIAL<sup>§</sup>: LIPO, LUTAN, TOUSHAN II, YUNNAN

§ Coordinates with Tradewinds® Natural Shades

HEIGHT UP TO in (cm)	WIDTH UP TO in (cm) →																											
	48 (122.0)	60 (152.4)	72 (182.9)	78 (198.2)	84 (213.4)	96 (243.9)	108 (274.4)	120 (304.8)	132 (335.3)	144 (365.8)	156 (396.3)	168 (426.7)	180 (457.2)	192 (487.7)	202 (513.1)	212 (538.5)	222 (563.9)	232 (589.3)	242 (614.7)	252 (640.1)	262 (665.5)	272 (690.9)	282 (716.3)	292 (741.7)	302 (767.1)	312 (792.5)	322 (817.9)	332 (843.3)
36 (91.5)	\$598	703	782	821	949	967	1056	1313	1399	1461	1537	1620	1731	1749	1852	1955	2059	2162	2266	2369	2472	2575	2679	2782	2885	2988	3091	3195
48 (122.0)	656	780	880	924	1067	1088	1201	1469	1577	1652	1729	1830	1967	1985	2103	2223	2342	2460	2579	2699	2818	2936	3055	3174	3293	3412	3531	3649
60 (152.4)	735	860	976	1028	1189	1208	1343	1625	1749	1841	1916	2034	2203	2219	2350	2481	2611	2741	2871	3002	3132	3263	3393	3524	3655	3784	3915	4045
72 (182.9)	773	940	1067	1133	1309	1327	1483	1783	1930	2027	2107	2245	2341	2452	2594	2736	2877	3019	3161	3303	3446	3588	3730	3871	4013	4155	4297	4439
84 (213.4)	834	1019	1168	1250	1430	1443	1625	1939	2059	2215	2302	2452	2670	2687	2843	3000	3156	3313	3470	3626	3782	3939	4096	4252	4408	4565	4722	4878
96 (243.9)	889	1095	1260	1343	1545	1566	1770	2094	2280	2407	2493	2663	2906	2921	3089	3259	3427	3597	3766	3935	4104	4272	4442	4611	4780	4949	5118	5287
108 (274.4)	949	1170	1358	1443	1667	1686	1916	2248	2455	2594	2682	2868	3136	3155	3339	3523	3706	3890	4074	4257	4441	4624	4808	4992	5175	5359	5543	5726
120 (304.8)	1003	1252	1454	1551	1787	1804	2059	2407	2631	2784	2868	3076	3373	3388														
132 (335.3)	1066	1330	1548	1655	1905	1923	2203	2563	2807	2972	3061	3287	3606	3622														
144 (365.8)	1129	1407	1645	1756	2022	2039	2346	2718	2979	3158	3255	3491	3840	3858														

ADD SURCHARGE TO SHADE PRICE																												
Premiere Valance*	\$121	130	136	144	147	158	165	168	171	173	178	180	186	190	201	212	223	234	245	256	267	278	289	300	311	322	333	344
Privacy Liner*	219	227	349	360	480	494	634	652	667	689	709	731	750	774	814	854	894	934	974	1014	1054	1094	1134	1174	1214	1254	1294	1334
Room-darkening Liner*	288	298	462	477	634	652	835	860	884	911	939	966	1000	1034	1088	1142	1196	1250	1304	1358	1412	1466	1520	1574	1628	1682	1736	1790

\* Only available on Natural Shade Materials. See Shade Options.

## COLORS

LIPO	LUTAN	YUNNAN
Earthtones . . . . . T6793	Pecan . . . . . T2403	Chocolate . . . . . T9584
Agate . . . . . T6701	<b>TOUSHAN II</b>	
Ambrosia . . . . . T6702	Mocha . . . . . T3759	
Java . . . . . T6703	Taupe . . . . . T3659	
Tahoe . . . . . T0705		

**NOTE:** Edge banding required with Natural Shade Materials; not available on Roller or Solar Fabrics. See Shade Options: Edge Banding.

# Price Charts

## PRICE GROUP H: NATURAL SHADE MATERIAL<sup>§</sup>: ASCOT, BEACHFRONT, BOARDWALK, INAN, MAIJAN, SATERRA, TERRESTRIAL

§ Coordinates with Tradewinds® Natural Shades

HEIGHT UP TO in (cm)	WIDTH UP TO in (cm) →																															
	48 (122.0)	60 (152.4)	72 (182.9)	78 (198.2)	84 (213.4)	96 (243.9)	108 (274.4)	120 (304.8)	132 (335.3)	144 (365.8)	156 (396.3)	168 (426.7)	180 (457.2)	192 (487.7)	202 (513.1)	212 (538.5)	222 (563.9)	232 (589.3)	242 (614.7)	252 (640.1)	262 (665.5)	272 (690.9)	282 (716.3)	292 (741.7)	302 (767.1)	312 (792.5)	322 (817.9)	332 (843.3)				
36 (91.5)	\$612	721	803	876	1012	1029	1122	1398	1491	1555	1636	1727	1844	1862	1971	2081	2190	2300	2410	2519	2629	2738	2848	2958	3067	3177	3285	3395				
48 (122.0)	674	801	902	984	1137	1157	1277	1562	1678	1759	1840	1947	2093	2110	2239	2367	2496	2624	2753	2880	3009	3137	3266	3394	3523	3650	3779	3907				
60 (152.4)	755	882	1001	1095	1268	1289	1430	1731	1862	1961	2040	2168	2345	2362	2501	2640	2779	2917	3056	3195	3334	3473	3611	3750	3889	4028	4166	4305				
72 (182.9)	793	965	1095	1206	1391	1411	1581	1896	2053	2158	2244	2390	2592	2610	2761	2912	3063	3215	3366	3518	3669	3820	3971	4122	4273	4426	4577	4728				
84 (213.4)	855	1043	1196	1330	1521	1535	1731	2057	2238	2358	2451	2610	2841	2861	3030	3197	3365	3533	3701	3869	4037	4205	4373	4541	4709	4877	5045	5213				
96 (243.9)	911	1122	1294	1430	1645	1664	1954	2231	2426	2563	2654	2833	3093	3108	3287	3466	3645	3825	4005	4184	4364	4543	4723	4902	5081	5261	5440	5620				
108 (274.4)	974	1199	1391	1535	1776	1795	2040	2393	2613	2761	2855	3053	3339	3360	3554	3748	3942	4136	4330	4524	4719	4913	5106	5300	5495	5689	5883	6077				
120 (304.8)	1029	1281	1489	1652	1903	1920	2193	2563	2796	2964	3053	3274	3590	3606																		
132 (335.3)	1094	1364	1588	1762	2028	2047	2345	2726	2988	3162	3260	3497	3839	3857																		
144 (365.8)	1155	1443	1686	1870	2154	2171	2497	2896	3173	3363	3465	3717	4088	4108																		

### ADD SURCHARGE TO SHADE PRICE

Premiere Valance*	\$121	130	136	144	147	158	165	168	171	173	178	180	186	190	201	212	223	234	245	256	267	278	289	300	311	322	333	344
Privacy Liner*	219	227	349	360	480	494	634	652	667	689	709	731	750	774	814	854	894	934	974	1014	1054	1094	1134	1174	1214	1254	1294	1334
Room-darkening Liner*	288	298	462	477	634	652	835	860	884	911	939	966	1000	1034	1088	1142	1196	1250	1304	1358	1412	1466	1520	1574	1628	1682	1736	1790

\* Only available on Natural Shade Materials. See Shade Options.

## COLORS

<b>ASCOT</b>	
Cashmere .....	T9001
Kersey .....	T9002
<b>BEACHFRONT</b>	
Surf .....	T0041
Thatch .....	T0042
<b>BOARDWALK</b>	
Pier .....	T5968
Promenade .....	T5966

<b>INAN</b>	
Umber .....	T4858
<b>MAIJAN</b>	
Driftwood .....	T2445
Natural .....	T2064
Toffee .....	T2296
Sandy Shores .....	T0423
Truffle .....	T2402

<b>SATERRA</b>	
Azure .....	T3269
Dunes .....	T3254
Terrain .....	T3370
<b>TERRESTRIAL</b>	
Alpaca .....	T2001
Angora .....	T2002
Camel .....	T2003

**NOTE:** Edge banding required with Natural Shade Materials; not available on Roller or Solar Fabrics. See Shade Options: Edge Banding.

# Price Charts

**PRICE GROUP I: NATURAL SHADE MATERIAL<sup>§</sup>: AMOUR, BEIKAN, DALAN, LIREN, MEILIN, MERINO, SHATIAN, TAIMA, WUXI, ZISHAN**

§ Coordinates with Tradewinds® Natural Shades

HEIGHT UP TO in (cm)	WIDTH UP TO in (cm) →																											
	48 (122.0)	60 (152.4)	72 (182.9)	78 (198.2)	84 (213.4)	96 (243.9)	108 (274.4)	120 (304.8)	132 (335.3)	144 (365.8)	156 (396.3)	168 (426.7)	180 (457.2)	192 (487.7)	202 (513.1)	212 (538.5)	222 (563.9)	232 (589.3)	242 (614.7)	252 (640.1)	262 (665.5)	272 (690.9)	282 (716.3)	292 (741.7)	302 (767.1)	312 (792.5)	322 (817.9)	332 (843.3)
36 (91.5)	\$688	810	904	1001	1155	1177	1282	1599	1703	1778	1869	1972	2106	2128	2254	2382	2509	2637	2764	2892	3018	3146	3273	3401	3528	3656	3782	3909
48 (122.0)	757	901	1014	1125	1299	1323	1459	1787	1918	2010	2103	2226	2390	2414	2560	2706	2852	2998	3144	3290	3436	3582	3729	3875	4021	4166	4312	4458
60 (152.4)	777	991	1124	1252	1447	1470	1632	1979	2128	2240	2334	2479	2680	2700	2859	3018	3179	3338	3497	3658	3817	3976	4136	4296	4455	4615	4775	4934
72 (182.9)	890	1086	1231	1376	1590	1613	1806	2167	2345	2464	2564	2729	2963	2982	3156	3331	3504	3679	3853	4028	4201	4376	4550	4725	4898	5073	5247	5422
84 (213.4)	959	1172	1343	1525	1738	1756	1979	2344	2560	2695	2800	2982	3246	3267	3461	3656	3849	4043	4237	4432	4625	4819	5014	5208	5402	5595	5790	5984
96 (243.9)	1024	1260	1452	1632	1880	1901	2254	2549	2771	2927	3035	3236	3534	3551	3757	3964	4171	4377	4584	4790	4997	5204	5410	5617	5824	6030	6237	6444
108 (274.4)	1094	1346	1563	1756	2028	2053	2334	2734	2985	3154	3261	3491	3816	3839	4063	4288	4512	4736	4960	5185	5409	5633	5858	6082	6307	6531	6755	6979
120 (304.8)	1158	1440	1673	1887	2172	2194	2504	2927	3196	3387	3491	3741	4102	4120														
132 (335.3)	1229	1532	1785	2014	2316	2339	2680	3118	3412	3614	3724	3996	4386	4407														
144 (365.8)	1297	1620	1894	2137	2458	2482	2852	3307	3625	3842	3958	4246	4670	4692														

**ADD SURCHARGE TO SHADE PRICE**

Premiere Valance*	\$121	130	136	144	147	158	165	168	171	173	178	180	186	190	201	212	223	234	245	256	267	278	289	300	311	322	333	344
Privacy Liner*	219	227	349	360	480	494	634	652	667	689	709	731	750	774	814	854	894	934	974	1014	1054	1094	1134	1174	1214	1254	1294	1334
Room-darkening Liner*	288	298	462	477	634	652	835	860	884	911	939	966	1000	1034	1088	1142	1196	1250	1304	1358	1412	1466	1520	1574	1628	1682	1736	1790

\* Only available on Natural Shade Materials. See Shade Options.

**COLORS**

<p><b>AMOUR</b></p> <p>Radiant . . . . . T0001</p> <p>Regal . . . . . T0002</p> <p>Royal . . . . . T0003</p> <p><b>BEIKAN</b></p> <p>Amber . . . . . T3086</p> <p><b>DALAN</b></p> <p>Amaretto . . . . . T2256</p> <p>Saddle . . . . . T2305</p> <p><b>LIREN</b></p> <p>Butternut . . . . . T0263</p>	<p><b>MEILIN</b></p> <p>Camel . . . . . T1086</p> <p>Henna . . . . . T1222</p> <p>Onyx . . . . . T1227</p> <p>Chroma . . . . . T5120</p> <p>Tumeric . . . . . T2220</p> <p><b>MERINO</b></p> <p>Burgos . . . . . T0503</p> <p>Castilla . . . . . T0500</p> <p><b>SHATIAN</b></p> <p>Raisin . . . . . T2337</p> <p>Umber . . . . . T2878</p>	<p><b>TAIMA</b></p> <p>Chestnut . . . . . T4010</p> <p><b>WUXI</b></p> <p>Zebra . . . . . T4111</p> <p><b>ZISHAN</b></p> <p>Auburn . . . . . T3689</p> <p>Stardust . . . . . T3731</p> <p>Toast . . . . . T3734</p>
---	---	---

**NOTE:** Edge banding required with Natural Shade Materials; not available on Roller or Solar Fabrics. See Shade Options: Edge Banding.

# Options Pricing

## REPLACEMENT PANEL PRICING AND ORDERING: ROLLER AND SOLAR SHADES

Replacement panels may be ordered to replace damaged panels or to update panels to match new décor. Each panel is priced individually based on panel width and shade height.

When ordering, specify:

- Fabric style, color name and color number
- Finished panel width (width at top of panel)
- Overall shade height (height of shade including headrail)
- Number of panels needed

**NOTE: Due to dye lot variations, we cannot guarantee an exact color match to the original order.**

PRICE GROUP A									
in (cm)	22" (243.9)	24" (61)	27" (68.6)	29" (243.9)	32" (243.9)	35" (88.9)	38" (96.6)	41" (104.2)	48" (122.0)
36" (243.9)	\$166	170	180	185	192	204	214	223	238
48" (122.0)	187	192	208	214	225	237	247	259	276
60" (243.9)	208	218	233	244	259	268	280	296	311
72" (182.9)	229	244	259	272	291	301	314	330	347
84" (213.4)	254	265	285	301	323	335	347	366	383
96" (243.9)	278	291	314	328	354	366	379	403	418
108" (274.4)	298	314	345	359	386	400	413	438	454
120" (304.8)	323	337	366	389	418	434	446	476	490
132" (335.3)	347	364	396	418	451	468	477	512	527
144" (365.8)	369	386	424	446	484	500	512	548	562

PRICE GROUP C									
in (cm)	22" (243.9)	24" (61)	27" (68.6)	29" (243.9)	32" (243.9)	35" (88.9)	38" (96.6)	41" (104.2)	48" (122.0)
36" (243.9)	\$214	222	237	249	261	275	288	302	320
48" (122.0)	268	278	293	308	323	333	347	365	381
60" (243.9)	320	333	356	368	385	395	408	428	445
72" (182.9)	376	392	411	426	445	452	468	491	507
84" (213.4)	431	445	468	483	507	515	528	555	571
96" (243.9)	483	500	524	542	567	576	587	618	632
108" (274.4)	539	559	583	602	629	639	649	680	697
120" (304.8)	593	614	642	661	697	701	708	742	761
132" (335.3)	649	668	700	723	757	765	768	804	822
144" (365.8)	701	723	757	783	819	824	828	868	885

PRICE GROUP B									
in (cm)	22" (243.9)	24" (61)	27" (68.6)	29" (243.9)	32" (243.9)	35" (88.9)	38" (96.6)	41" (104.2)	48" (122.0)
36" (243.9)	\$186	195	207	215	226	238	250	262	279
48" (122.0)	232	243	255	262	276	287	297	318	329
60" (243.9)	279	287	301	312	327	335	347	367	381
72" (182.9)	325	335	347	361	378	383	397	419	433
84" (213.4)	371	381	397	410	423	433	445	470	485
96" (243.9)	419	428	438	458	479	482	494	522	537
108" (274.4)	462	474	490	507	527	533	541	574	588
120" (304.8)	507	522	539	557	579	585	589	625	640
132" (335.3)	557	565	582	602	628	637	640	677	692
144" (365.8)	602	613	631	654	680	685	689	729	742

PRICE GROUP D									
in (cm)	22" (243.9)	24" (61)	27" (68.6)	29" (243.9)	32" (243.9)	35" (88.9)	38" (96.6)	41" (104.2)	48" (122.0)
36" (243.9)	\$290	303	329	346	373	390	408	427	448
48" (122.0)	350	373	408	427	462	480	499	521	544
60" (243.9)	413	442	482	511	554	570	593	613	638
72" (182.9)	474	509	561	593	645	659	685	705	734
84" (213.4)	537	574	637	673	734	749	777	798	829
96" (243.9)	597	645	710	757	825	839	870	889	924
108" (274.4)	662	710	793	842	917	929	961	983	1020
120" (304.8)	722	780	866	921	1006	1017	1055	1075	1116
132" (335.3)	785	849	942	1003	1099	1106	1148	1167	1211
144" (365.8)	849	917	1017	1084	1186	1196	1239	1260	1307

# Options Pricing

## REPLACEMENT PANEL PRICING AND ORDERING: NATURAL SHADES

Replacement panels may be ordered to replace damaged panels or to update panels to match new décor. Each panel is priced individually based on panel width and shade height.

When ordering, specify:

- Material style, color name and color number
- Edge Banding color name and color number
- Finished panel width (width at top of panel)
- Overall shade height (height of shade including headrail)
- Number of panels needed

Surcharge Options:

- Privacy Liner – \$124
- Room darkening Liner – \$165

**NOTE: Due to dye lot variations, we cannot guarantee an exact color match to the original order.**

PRICE GROUP E										
	22"	24"	27"	29"	32"	35"	38"	41"	48"	
in (cm)	(243.9)	(61)	(68.6)	(243.9)	(243.9)	(88.9)	(96.6)	(104.2)	(122.0)	
36" (243.9)	\$182	188	204	211	223	233	247	258	272	
48" (122.0)	228	236	250	264	274	286	298	311	326	
60" (243.9)	272	286	301	315	331	337	348	366	378	
72" (182.9)	322	334	341	361	378	388	401	419	433	
84" (213.4)	368	378	401	411	433	439	451	472	486	
96" (243.9)	411	426	447	463	483	490	501	525	538	
108" (274.4)	462	477	497	512	539	545	553	580	593	
120" (304.8)	506	523	549	563	593	598	617	631	648	
132" (335.3)	553	568	596	616	646	652	654	687	700	
144" (365.8)	598	616	646	668	699	702	706	739	756	

PRICE GROUP H										
	22"	24"	27"	29"	32"	35"	38"	41"	48"	
in (cm)	(243.9)	(61)	(68.6)	(243.9)	(243.9)	(88.9)	(96.6)	(104.2)	(122.0)	
36" (243.9)	\$222	229	249	258	274	287	299	317	334	
48" (122.0)	281	289	305	323	336	350	364	381	399	
60" (243.9)	334	350	369	386	404	411	427	446	465	
72" (182.9)	393	408	417	442	465	474	490	512	531	
84" (213.4)	450	465	490	503	531	538	551	577	596	
96" (243.9)	503	520	548	565	593	601	612	643	657	
108" (274.4)	564	583	608	628	658	667	676	709	725	
120" (304.8)	619	639	671	690	725	732	756	772	793	
132" (335.3)	676	696	728	755	790	798	801	839	857	
144" (365.8)	732	755	790	817	855	859	862	904	923	

PRICE GROUP F										
	22"	24"	27"	29"	32"	35"	38"	41"	48"	
in (cm)	(243.9)	(61)	(68.6)	(243.9)	(243.9)	(88.9)	(96.6)	(104.2)	(122.0)	
36" (243.9)	\$203	210	222	234	249	259	274	286	301	
48" (122.0)	253	263	278	290	304	316	330	344	360	
60" (243.9)	301	316	335	346	363	372	388	405	420	
72" (182.9)	354	369	389	400	420	429	443	463	480	
84" (213.4)	407	420	443	455	480	485	499	522	539	
96" (243.9)	455	473	495	511	536	545	555	583	598	
108" (274.4)	510	528	550	568	595	602	613	641	656	
120" (304.8)	560	580	605	625	656	663	668	700	718	
132" (335.3)	613	631	660	684	713	723	725	761	775	
144" (365.8)	663	684	713	738	773	777	780	819	835	

PRICE GROUP I										
	22"	24"	27"	29"	32"	35"	38"	41"	48"	
in (cm)	(243.9)	(61)	(68.6)	(243.9)	(243.9)	(88.9)	(96.6)	(104.2)	(122.0)	
36" (243.9)	\$251	260	278	289	307	322	339	355	375	
48" (122.0)	317	325	343	362	377	391	411	427	447	
60" (243.9)	375	391	415	431	454	462	479	502	522	
72" (182.9)	441	460	481	498	522	533	550	574	596	
84" (213.4)	506	522	550	564	596	603	620	649	670	
96" (243.9)	564	585	618	634	664	675	688	723	743	
108" (274.4)	632	655	683	705	740	749	758	798	814	
120" (304.8)	697	720	754	776	814	821	829	868	890	
132" (335.3)	758	781	818	845	887	898	901	945	962	
144" (365.8)	821	845	887	915	959	965	969	1017	1038	

PRICE GROUP G										
	22"	24"	27"	29"	32"	35"	38"	41"	48"	
in (cm)	(243.9)	(61)	(68.6)	(243.9)	(243.9)	(88.9)	(96.6)	(104.2)	(122.0)	
36" (243.9)	\$218	225	241	253	267	281	293	308	325	
48" (122.0)	271	284	298	316	329	340	356	371	391	
60" (243.9)	325	340	360	374	394	402	415	436	451	
72" (182.9)	383	398	417	433	451	463	478	502	516	
84" (213.4)	439	451	478	489	516	523	539	561	581	
96" (243.9)	489	509	537	552	578	585	598	627	647	
108" (274.4)	550	571	592	613	644	651	658	692	707	
120" (304.8)	604	624	654	673	707	713	755	766	773	
132" (335.3)	658	681	710	735	770	778	780	818	838	
144" (365.8)	713	735	770	797	834	839	842	883	901	

# Options Pricing

## OPTIONS PRICING

OPTION	SURCHARGE
Edge Banding	Natural Shade fabric only: No charge
Projection Brackets: 2 $\frac{5}{8}$ " (6.7 cm) (for 2 and 3 track), 3 $\frac{1}{2}$ " (8.9 cm) (for 2, 3, 4 and 5 track)	No charge
Privacy Liner	Natural Shade material only: See Options Pricing under Price Charts
Room-darkening Liner	Natural Shade material only: See Options Pricing under Price Charts
Premiere Valance	Natural Shade material only: See Options Pricing under Price Charts.
Spliced Shades	\$75 per splice; shades over 192" (487.7 cm) first splice at no charge
Square-corner Valance	Roller, Solar fabric only: See Options Pricing under Price Charts
Wood Cornices and Valances	See Wood Cornice and Valance Price List Tab

## REPLACEMENT HEADRAIL INFORMATION

WIDTH UP TO in (cm) →																											
48 (122.0)	60 (152.4)	72 (182.9)	78 (198.2)	84 (213.4)	96 (243.9)	108 (274.4)	120 (304.8)	132 (335.3)	144 (365.8)	156 (396.3)	168 (426.7)	180 (457.2)	192 (487.7)	202 (513.1)	212 (538.5)	222 (563.9)	232 (589.3)	242 (614.7)	252 (640.1)	262 (665.5)	272 (690.9)	282 (716.3)	292 (741.7)	302 (767.1)	312 (792.5)	322 (817.9)	332 (843.3)
\$226	268	287	323	383	402	424	634	660	684	735	764	799	813	856	899	942	985	1028	1071	1114	1157	1200	1243	1286	1329	1372	1415

**NOTE:** Maximum height for shades with wand control – 108" (274.4 cm)

## VALANCE ONLY PRICING: SQUARE-CORNER OR PREMIERE VALANCES

A valance only option is available. Orders for Roller or Solar Fabrics will receive the Square-corner Valance; orders for Natural Shade Materials will receive the Premiere Valance. See below for valance only pricing.

	WIDTH UP TO in (cm) →																												
	36 (91.5)	48 (122.0)	60 (152.4)	72 (182.9)	78 (198.2)	84 (213.4)	96 (243.9)	108 (274.4)	120 (304.8)	132 (335.3)	144 (365.8)	156 (396.3)	168 (426.7)	180 (457.2)	192 (487.7)	202 (513.1)	212 (538.5)	222 (563.9)	232 (589.3)	242 (614.7)	252 (640.1)	262 (665.5)	272 (690.9)	282 (716.3)	292 (741.7)	302 (767.1)	312 (792.5)	322 (817.9)	332 (843.3)
Square-corner Valance (Roller & Solar)	\$88	94	102	106	111	113	123	129	132	133	136	139	140	143	146	154	162	170	178	186	194	202	210	218	226	234	242	250	258
Premiere Valance (Natural Shades)	113	121	130	136	144	147	158	165	168	171	173	178	180	186	190	201	212	223	234	245	256	267	278	289	300	311	322	333	344

**NOTE:** Maximum height for shades with wand control – 108" (274.4 cm)



Graber is a brand of Springs Window Fashions, the Best Experience Company



[graberblinds.com](http://graberblinds.com)

Graber and the Graber logo are registered trademarks of Springs Window Fashions, LLC.  
Springs Window Fashions, Middleton WI

19-0210-00 (07/15) 150118|S131207