


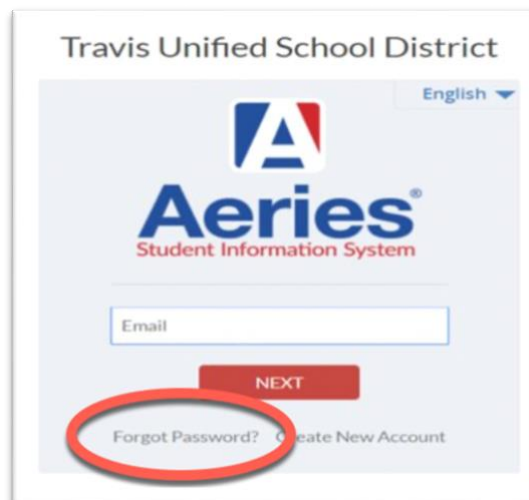
RESETTING YOUR PORTAL PASSWORD

LOGGING IN

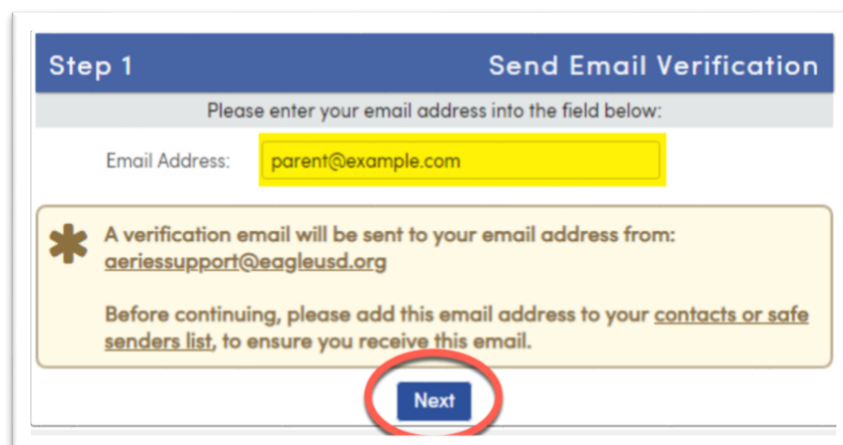
1. Visit www.travisusd.org. At the top of the page, click on “Popular” and then click on the “Parent Portal”



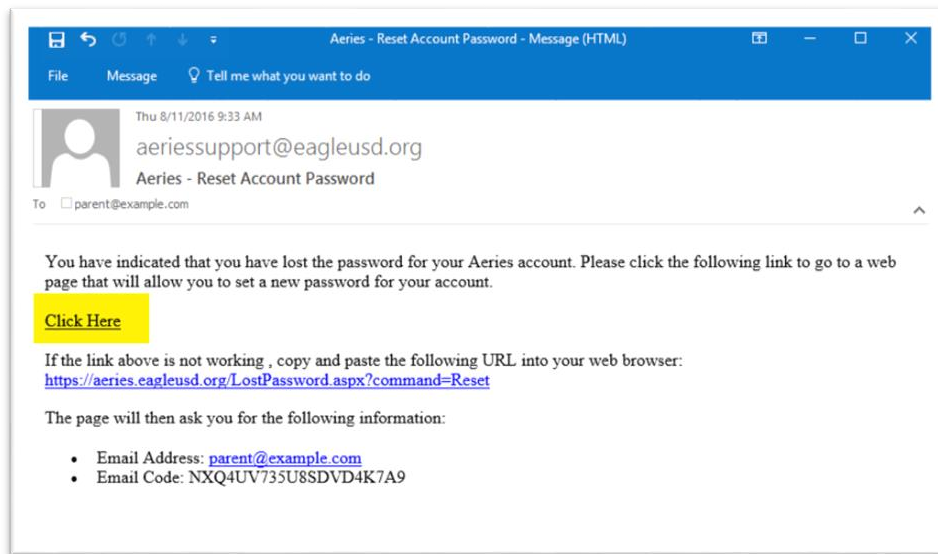
2. Click on the “Forgot Password?” link. **Please only click and go through this process one time.** If there are multiple people resetting their passwords, this can take time to process.



3. Type your Parent Portal email address and click on “Next”



4. Open the email from DoNotReply_Aeries@travisusd.org. Click on the “Click Here” link.

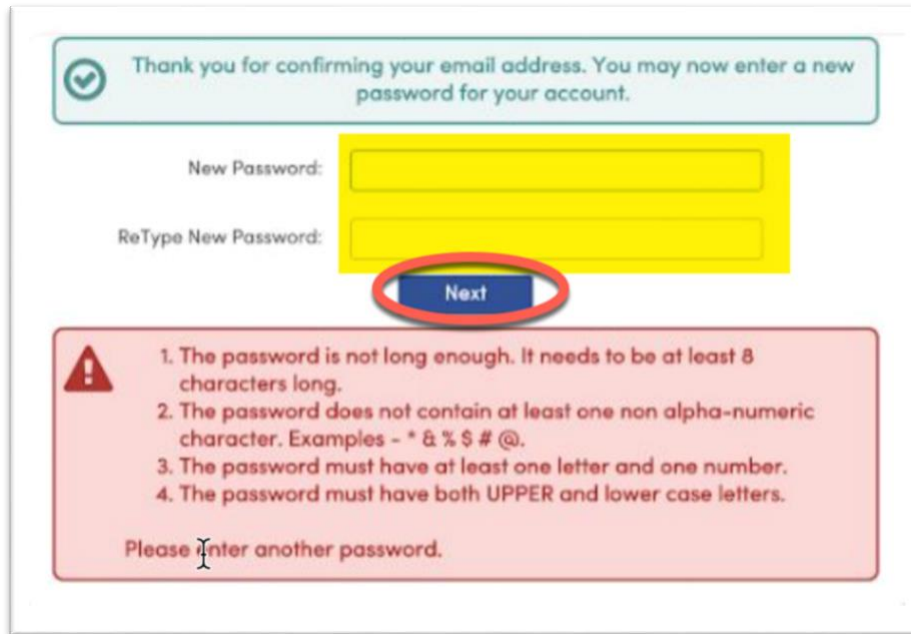


5. You will be redirected to Step 2, “Email Verification”. Your email address and verification code should be prepopulated. Click on “Next”

The screenshot shows the "Aeries Student Information System" interface. At the top right is a link for "Return to Login Page". The main heading is "Step 2 Email Verification". A message box with a checkmark icon states: "A verification email has been sent to your email address from: portal.confirmation@abcusd.us. Click the [Click Here](#) link provided in the email or copy and paste the Email Code into the field below". Below this are two input fields: "Email Address:" with the value "example.parentemail@gmail.com" and "Email Code:" with the value "XFV9XAToM...". A blue "Next" button is located at the bottom, circled in red.

6. Create your new password using the increased complexity requirements which include at least:

- 8 characters
- 1 upper- and 1 lower-case letters
- 1 number
- 1 special character



Thank you for confirming your email address. You may now enter a new password for your account.

New Password:

ReType New Password:

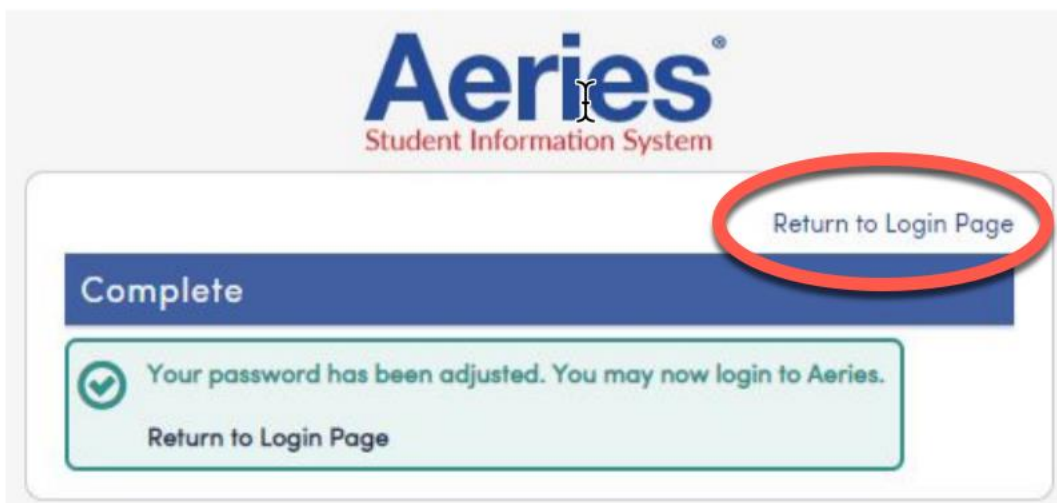
[Next](#)

!

1. The password is not long enough. It needs to be at least 8 characters long.
2. The password does not contain at least one non alpha-numeric character. Examples - * & % \$ # @.
3. The password must have at least one letter and one number.
4. The password must have both UPPER and lower case letters.

Please enter another password.

7. You will see the final verification screen. Go ahead and click on “Return to Login Page”. Your password has now officially been reset.



Aeries[®]
Student Information System

[Return to Login Page](#)

Complete

✓ Your password has been adjusted. You may now login to Aeries.

[Return to Login Page](#)