

**Fabricated Shade  
Dealer Online Price List  
February 13, 2017 – V.1.0**

# Table of Contents

## QuickShipShades®

**Shades shipped in 1–2 weeks or less—or we pay the ground freight! For details on our QuickShipShade program and the colors available, please see the next page.** . . . . . 1

## Brackets

UrbanShade® Roller Shades . . . . .	2
Mecho® Manual Roller Shades . . . . .	3–4
Electro®/1 Motorized Roller Shades . . . . .	5
Electro/2 Motorized Roller Shades . . . . .	6
Electro/3 Motorized Roller Shades . . . . .	7

## UrbanShade

The UrbanShade Manual System . . . . .	8
UrbanShade Manual System Prefabricated Cassette (optional). . . . .	9
UrbanShade Motorized System Options . . .	10
UrbanShade Motorized Accessories. . . . .	11
UrbanShade System SnapLoc® Fascia. . . . .	12
Equinox 0100 Series . . . . .	13
Midnite® 0200 Series. . . . .	14
Chelsea (Blackout) 0250 Series. . . . .	15
Classic Blackout 0700 Series . . . . .	16
Distinctive 0800 Series . . . . .	17
AcoustiVeil® 0890 Series. . . . .	18
ThermoVeil 1000, 1300 Series. . . . .	19
EcoVeil® 1350 Series. . . . .	20
EcoVeil 0950, 1550 Series. . . . .	21
ThermoVeil 1500 Series. . . . .	22
ThermoVeil 2100 Series. . . . .	23
ThermoVeil 0900, 3000 Series. . . . .	24
EuroVeil® 5300 Series . . . . .	25
EuroTwill® 6000 Series . . . . .	26
EuroTwill 6200 Series . . . . .	27
EuroTwill 6450 Series . . . . .	28
SoHo 1100 Series . . . . .	29
SoHo 1600 Series . . . . .	30
SoHo 1900 Series . . . . .	31

## UrbanShade Options

Room-Darkening Side Channels. . . . .	32
Options: Miscellaneous. . . . .	33

## MechoShade®

The MechoShade System. . . . .	34
Equinox 0100 Series . . . . .	35–36
Midnite 0200 Series. . . . .	37–38
Chelsea (Blackout) 0250 Series. . . . .	39–40
Classic Blackout 0700 Series . . . . .	41–42
Distinctive 0800 Series . . . . .	43–44
AcoustiVeil 0890 Series. . . . .	45–46
ThermoVeil 1000, 1300 Series. . . . .	47–48
EcoVeil 1350 Series. . . . .	49–50
EcoVeil 0950, 1550 Series. . . . .	51–52
ThermoVeil 1500 Series. . . . .	53–54
ThermoVeil 2100 Series. . . . .	55–56
ThermoVeil 0900, 3000 Series. . . . .	57–58
EuroVeil 5300 Series . . . . .	59–60
EuroTwill 6000 Series . . . . .	61–62
EuroTwill 6200 Series . . . . .	63–64
EuroTwill 6450 Series . . . . .	65–66
SoHo 1100 Series . . . . .	67–68
SoHo 1600 Series . . . . .	69–70
SoHo 1900 Series . . . . .	71–72

## MechoShade Options

Room Darkening Side Channels . . . . .	73
Options: Miscellaneous. . . . .	74

## ElectroShade®—Featuring WhisperShade®

The ElectroShade System. . . . .	75
Motor Upgrade Options and Features . . . . .	76
Motor Upgrade Price and Range . . . . .	77–86
Equinox 0100 Series . . . . .	87–88
Midnite 0200 Series. . . . .	89–90
Chelsea (Blackout) 0250 Series. . . . .	91–92
Classic Blackout 0700 Series . . . . .	93–94
Distinctive 0800 Series . . . . .	95–96
AcoustiVeil 0890 Series. . . . .	97–98
ThermoVeil 1000, 1300 Series. . . . .	99–100
ThermoVeil 1300 Series. . . . .	101–102
EcoVeil 1350 Series. . . . .	103–104
EcoVeil 0950, 1550 Series. . . . .	105–106
ThermoVeil 1500 Series. . . . .	107–111
ThermoVeil 2100 Series. . . . .	112–113
ThermoVeil 0900, 3000 Series. . . . .	114–115
EuroVeil 5300 Series . . . . .	116–117
EuroTwill 6000 Series . . . . .	118–119
EuroTwill 6200 Series . . . . .	120–121

EuroTwill 6450 Series . . . . .	122–123
SoHo 1100 Series . . . . .	124–125
SoHo 1600 Series . . . . .	126–127
SoHo 1900 Series . . . . .	128–129

## ElectroShade Options

Room Darkening Side Channels . . . . .	130
Options: ShadeLoc side Channels . . . . .	131
Options: Miscellaneous. . . . .	132

## DoubleShades® Upgrade

(Urban—NEW/Mecho/Electro). . . . .	133–143
------------------------------------	---------

## MagnaShade®

MagnaShade 0800, 1500 Series . . . . .	144
--	-----

## Replacement Shade Bands

Non-Railroaded. . . . .	145–152
Railroaded. . . . .	153–159

## WhisperTrac Systems and Components

WhisperTrac 1000 System . . . . .	160
WT 1000: Drapery Track Pieces . . . . .	161
WhisperTrac 3000 System . . . . .	162
WT 3000: Drapery and Mounting Pieces . .	163
WT 3000: Accessory Pieces . . . . .	164–165
Maximum Weight Load Table . . . . .	166
WT 1000 and 3000 Series Pricing . . . . .	167–168
Notes . . . . .	169

## MechoShade PanelTrac® Shade and Room Divider

PanelTrac System . . . . .	170
PanelTrac Group A. . . . .	171–172
PanelTrac Group B. . . . .	173–174
PanelTrac Group C. . . . .	175–176

## Components and Accessories—Full Lengths

Room-Darkening Channels. . . . .	177
Pockets and Accessories . . . . .	178–179
SnapLoc Fascia. . . . .	180–181
Sound Attenuated Pads (SAP) . . . . .	182
SnapLoc Fascia End Caps . . . . .	183
Miscellaneous Components . . . . .	184
Accessories Cut to Size . . . . .	185–186

## Components and Accessories

Electrical Notes . . . . .	187
----------------------------	-----

## IQ® Control System:

Motor Controls and Accessories. . . . .	188
Switches . . . . .	189

## Control System:

Switches . . . . .	190
Wireless Control . . . . .	191–192
Wireless Control Accessories . . . . .	193
IQ and Control System Accessories . . .	194–195
Somfy® Accessories . . . . .	196

## Terms and Conditions/Warranty . . . . . A1–A3

## Shade, Tube and Maximum

### Roll-up Standards

Manual Shades . . . . .	A4
Motorized Shades. . . . .	A5–A6

## Important considerations when

ordering shades. . . . .	A7
--------------------------	----

Specifications (including colors) subject to change without notice. Prices shown in U.S. dollars.



MechoSystems  
Corporate Headquarters  
42-03 35th Street  
Long Island City, NY 11101

T: +1 (718) 729-2020  
F: +1 (718) 729-2941  
E: info@mechosystems.com  
W: mechosystems.com

February 13, 2017

## QuickShipShades® program includes:

Orders up to 50 non-railroaded shadebands (single-banded or multi-banded including replacement bands) with no seams or battens and in shade sizes that fall within the range of the Price List for the following.

## QuickShipshades Systems

- Mecho®/5 Wide, Pocket, and Extended Brackets.
- Electro®/1 Brackets.
- Electro®/2 Brackets.
- UrbanShade Brackets.
- DoubleShade Bracket Upgrade.

## QuickShipShades Hardware accessories (standard colors only)

- 4124 Ceiling Pockets (up to 20 units).
- Closures 2 in. and 3 in. (up to 20 units).
- Closure Mounts with 1/1/4 in. Tile Support and Single Closure Mount (up to 20 units).
- Wall-Mount Angle Brackets (up to 100 units).
- SnapLoc® Fascia (up to 20 units, regular roll only) (colors: White, Colonial White, Grey, Black, Quaker Bronze, Clear Anodized).

- Blackout Channel (up to 20 units) (colors: White, Black, Quaker Bronze and Clear Anodized).

## QuickShipShades Electrical accessories

- IQ2®/MLC2 four-motor controller (up to 6 units).

Note: Electro/2 Extended excluded.

## QuickShipShades® Shadecloths

ThermoVeil® Blackout Shadecloth 0700 Series (0% O.F.)	ThermoVeil® Privacy Weave Shadecloth 0900 Series (0-1% O.F.)	ThermoVeil® Dense Vertical Weave Shadecloth 1000 Series (2-3% O.F.)	ThermoVeil® Dense Basket Weave Shadecloth 1300 Series (±5% O.F.)	ThermoVeil® Dense Basket Weave Shadecloth 1500 Series (±3% O.F.)
<ul style="list-style-type: none"> <li>• 0701 White</li> <li>• 0702 Light Grey</li> <li>• 0705 Champagne</li> <li>• 0706 Oyster</li> <li>• 0711 Dark Grey</li> <li>• 0731 Black/White</li> </ul>	<ul style="list-style-type: none"> <li>• 0901 White</li> <li>• 0907 Beige</li> <li>• 0910 Light Grey</li> <li>• 0911 Porcelain</li> </ul>	<ul style="list-style-type: none"> <li>• 1001 White</li> <li>• 1002 Beige</li> <li>• 1010 Light Grey</li> <li>• 1011 Porcelain</li> </ul>	<ul style="list-style-type: none"> <li>• 1301 White</li> <li>• 1302 Beige</li> <li>• 1304 Black/Brown</li> <li>• 1313 Grey</li> <li>• 1316 Eggshell</li> <li>• 1319 Silver Birch</li> <li>• 1320 Shadow Grey</li> </ul>	<ul style="list-style-type: none"> <li>• 1501 White</li> <li>• 1502 Beige</li> <li>• 1504 Black/Brown</li> <li>• 1513 Grey</li> <li>• 1516 Eggshell</li> <li>• 1519 Silver Birch</li> <li>• 1520 Shadow Grey</li> </ul>
EuroVeil® Shadecloth 5300 Series (5-6% O.F.)	EuroTwill® Shadecloth 6000 Series (±3% O.F.)			
<ul style="list-style-type: none"> <li>• 5301 White</li> <li>• 5302 Cornsilk</li> <li>• 5304 Sand</li> <li>• 5310 Nickel</li> <li>• 5311 Graphite</li> <li>• 5312 Charcoal</li> </ul>	<ul style="list-style-type: none"> <li>• 6001 White</li> <li>• 6002 Cornsilk</li> <li>• 6004 Sand</li> <li>• 6010 Nickel</li> <li>• 6011 Graphite</li> <li>• 6012 Charcoal</li> <li>• 6016 Slate</li> <li>• 6018 Stone</li> </ul>			

Specifications (including colors) subject to change without notice. Prices shown in U.S. dollars.

## Notes

### Online and fax order instructions

1. Go to mymechoshades.com. If necessary, request an online-order-entry account. Contact us at onlineorders@mechosystems.com

2. Check the availability of the shadecloths.

### If available:

**Online:** Click on the link for the MechoSystems Online Order Entry System.

**Fax:** Your order must be submitted on our order form and marked as QuickShipShades, with line-item pricing, according to the MechoSystems Fabricated Shade Dealer Price List, less your standard discount. Otherwise, the terms of the QuickShipShades program will not apply.

### If not available: Contact customer service.

3. The order must then be accepted by MechoSystems, under the terms of the program, including shadecloths and hardware availability and credit approval.

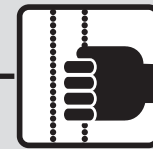
4. **Online:** Submit online order.

**Fax:** Fax the form to your assigned customer service location.

5. Upon acceptance, your order will ship within one week (Online) or two weeks (Fax), not including legal holidays, or we pay for the ground freight.

# Brackets

## UrbanShade® Manual and Motorized Roller Shades



### Notes

#### Urban Edge Clearances:

Drive end: 7/8 in.  
Idle end: 11/16 in.

- All brackets shown are available in left-hand or right-hand drive configurations.

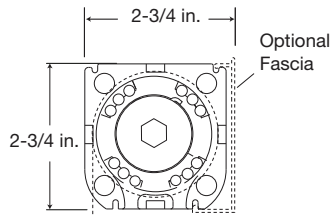
#### UrbanShade single brackets

- Can be ordered in any of the above configurations. Ceiling and Wall brackets can be modified in the field.

#### UrbanShade double brackets

- Universally mountable as configured.
- Can be ordered as a left hand or right hand drive.
- Can be ordered in Manual, Motorized, or with one Manual and one Motorized band.

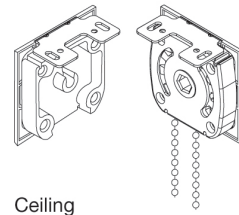
### Single



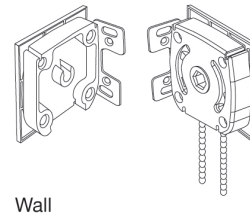
**SU-3SC** (continuous fascia)  
**SU-3EC** (captured fascia)

UrbanShade®  
2-15/32 in. R.U.D.  
(with or without fascia)

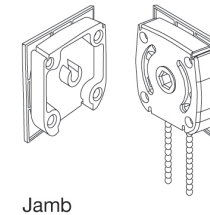
### Single Mounts—Manual



Ceiling

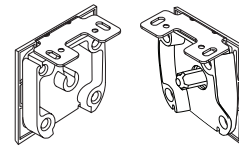


Wall

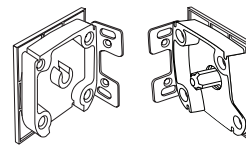


Jamb

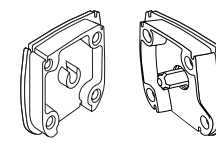
### Single Mounts—Motorized



Ceiling

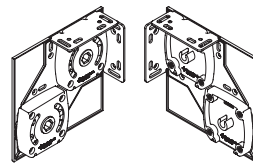
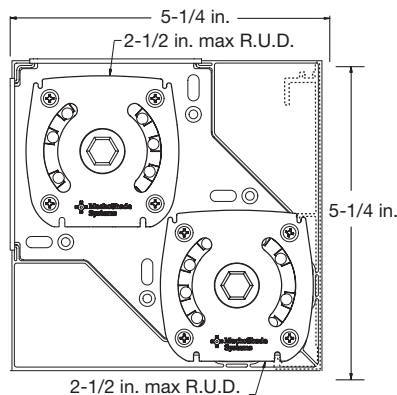


Wall



Jamb

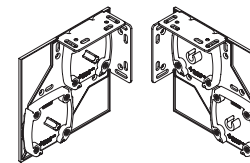
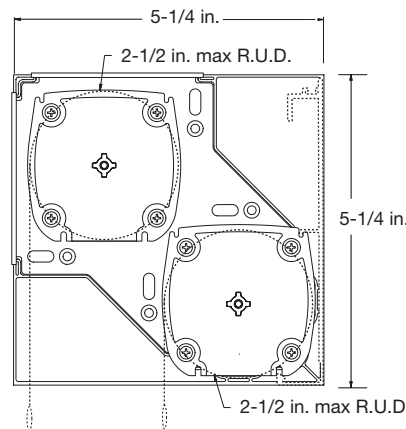
### Double Manual



Universal Mounts

**UrbanShade® Manual #8 Double Bracket**  
2-1/2 in. max R.U.D. (with fascia)

### Double Motorized



Universal Mounts

**UrbanShade® Motorized #9 Double Bracket**  
2-1/2 in. max R.U.D. (with fascia)

Specifications (including colors) subject to change without notice. Prices shown in U.S. dollars.



MechoSystems  
Corporate Headquarters  
42-03 35th Street  
Long Island City, NY 11101

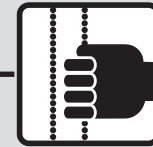
T: +1 (718) 729-2020  
F: +1 (718) 729-2941  
E: info@mechosystems.com  
W: mechosystems.com

February 13, 2017  
page 2

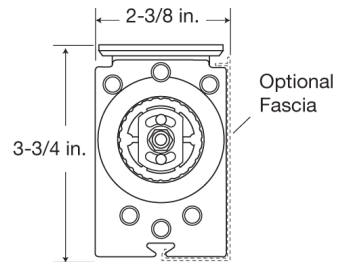


# Brackets

## Mecho® Manual Roller Shades

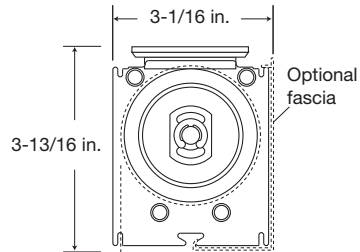


### Single



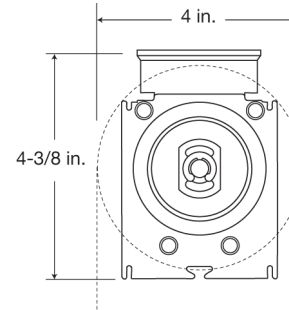
#### MS-SL

Mecho® SlimLine®  
2-1/4 in. R.U.D.  
(with fascia)  
2-3/4 in. R.U.D.  
(without fascia)



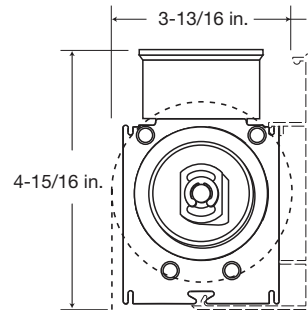
#### M5-WI

Mecho®/5 (Wide)  
2-3/4 in. R.U.D.  
(with or without fascia)



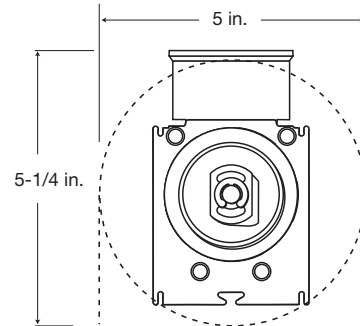
#### M5-PKT

Mecho®/5 Pocket  
4 in. R.U.D.  
(no fascia available)



#### M5-EXT

Mecho®/5 Extended  
3-7/16 in. R.U.D.  
(with fascia)



#### M5-EXT

Mecho®/5 Extended  
5 in. R.U.D.  
(without fascia)

### Notes

- **Mecho/5 Edge Clearances:**  
Drive End: 13/16 in.  
Idle End: 1/2 in.
- **Between shade bands :**  
Center Support: 5/8 in.  
  
Back-to-Back idle ends: 1 in.  
  
Back-to-Back drive and  
idle ends: 3/4 in.
- All brackets shown are  
available in left-hand or right-  
hand drive configurations.

Dimensions and R.U.D. information  
can be accessed at  
[mechosystems.com/drawings](http://mechosystems.com/drawings)

Specifications (including colors) subject to change without notice. Prices shown in U.S. dollars.



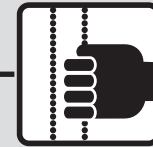
MechoSystems  
Corporate Headquarters  
42-03 35th Street  
Long Island City, NY 11101

T: +1 (718) 729-2020  
F: +1 (718) 729-2941  
E: [info@mechosystems.com](mailto:info@mechosystems.com)  
W: [mechosystems.com](http://mechosystems.com)

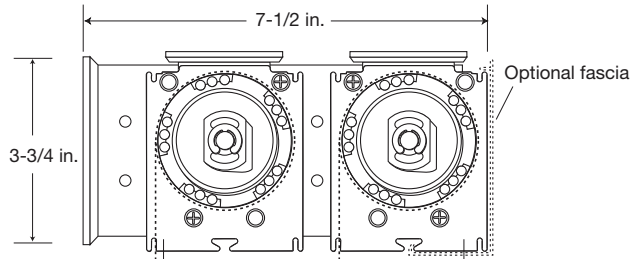
February 13, 2017  
page 3

# Brackets

## Mecho® Manual Roller Shades



### Double

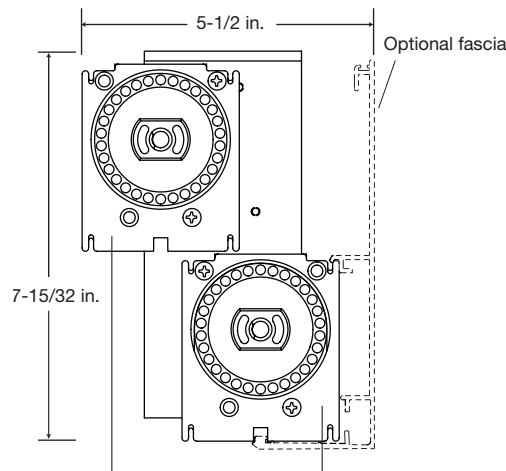


#### M5-HWB (Blackout)

Mecho®/5 Doubleshade® #10  
2-3/4 in. R.U.D.  
(without fascia)

#### M5-HWS (SunScreen)

Mecho®/5 Doubleshade® #10  
2-3/4 in. R.U.D.  
(with and without fascia)

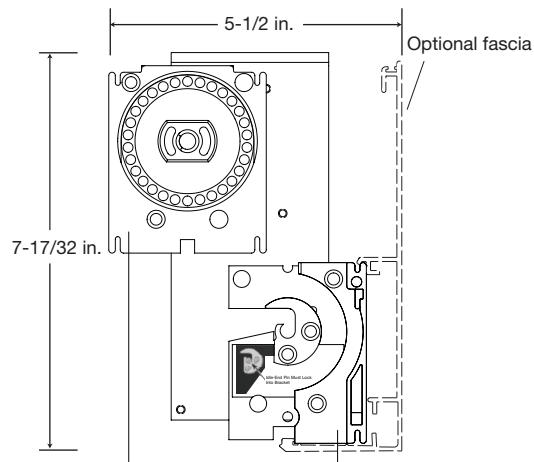


#### M5-VWB (Blackout)

Mecho®/5 Doubleshade® #15  
2-3/4 in. R.U.D.  
(without fascia)

#### M5-VWS (SunScreen)

Mecho®/5 Doubleshade® #15  
4-5/16 in. R.U.D.  
(without fascia)  
3-3/8 in. R.U.D.  
(with fascia)



#### M5-VWB (Blackout)

Mecho®/5 DoubleShade #16  
2-3/4 in. R.U.D.  
(without fascia)  
Accepts side channels

#### M5-VWS (SunScreen)

Mecho®/5 DoubleShade #16  
4-5/16 in. R.U.D.  
(without fascia)  
3-3/8 in. R.U.D.  
(with fascia)  
Accepts side channels

### Notes

- **Mecho/5 Edge Clearances:**  
Drive End: 13/16 in.  
Idle End: 1/2 in.
- **Between shade bands :**  
Center Support: 5/8 in.  
Back-to-Back idle ends: 1 in.  
Back-to-Back drive and idle ends: 1-5/16 in.
- All brackets shown are available in left-hand or right-hand drive configurations.

Dimensions and R.U.D. information can be accessed at [mechosystems.com/drawings](http://mechosystems.com/drawings)

Specifications (including colors) subject to change without notice. Prices shown in U.S. dollars.



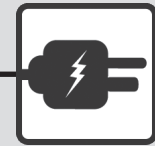
MechoSystems  
Corporate Headquarters  
42-03 35th Street  
Long Island City, NY 11101

T: +1 (718) 729-2020  
F: +1 (718) 729-2941  
E: [info@mechosystems.com](mailto:info@mechosystems.com)  
W: [mechosystems.com](http://mechosystems.com)

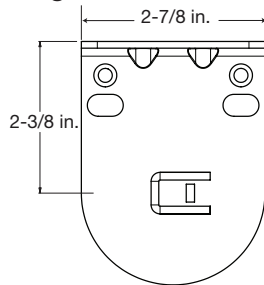
February 13, 2017  
page 4

# Brackets

## Electro<sup>®</sup>/1 Motorized Roller Shades

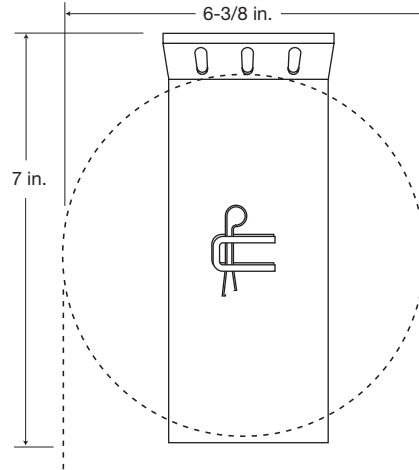


### Single



#### ES-1\*

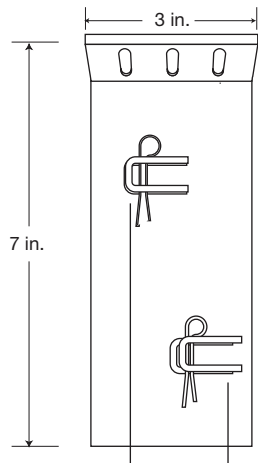
Electro<sup>®</sup>/1  
4-1/4 in. R.U.D.  
(no fascia available)



#### ES-EXT†

Electro<sup>®</sup>/1 Extended  
6-3/8 in. R.U.D.  
(no fascia available)

### Double



#### ES-NS1 ES-NS1

Electro<sup>®</sup>/1 Doubleshade<sup>®</sup> #13  
3-1/8 in. R.U.D.  
(no fascia available)

### Notes

- **Electro/1 Edge Clearances:**  
Drive End: 1-5/16 in.  
Recessed Idle End: 7/16 in.
- **Between shade bands :**  
Center Support: 7/8 in.  
  
Back-to-Back idle ends: 7/8 in.  
  
Back-to-Back drive and idle ends: 1-3/4 in.
- All brackets shown are available in left-hand or right-hand drive configurations.
- The RTS, ILT and IQ2<sup>®</sup> motor upgrade on 2-1/2 in. tube will decrease the drive-end edge clearance for Electro/1 by 9/16 in. For edge clearances with other motor options, please contact tech support.
- † R.U.D. subject to maximum shade height of 25 ft., above which safety brackets will be required.
- \* For hanging weights of up to 56 lbs. per motor.

Dimensions and R.U.D. information can be accessed at [mechosystems.com/drawings](http://mechosystems.com/drawings)

Specifications (including colors) subject to change without notice. Prices shown in U.S. dollars.



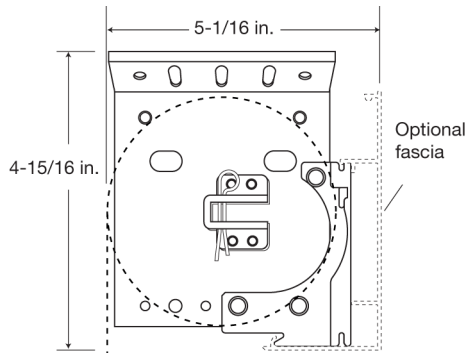
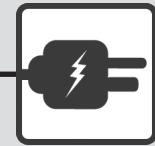
MechoSystems  
Corporate Headquarters  
42-03 35th Street  
Long Island City, NY 11101

T: +1 (718) 729-2020  
F: +1 (718) 729-2941  
E: [info@mechosystems.com](mailto:info@mechosystems.com)  
W: [mechosystems.com](http://mechosystems.com)

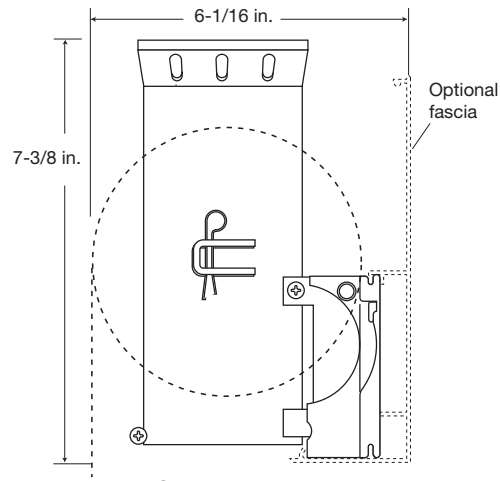
February 13, 2017  
page 5

# Brackets

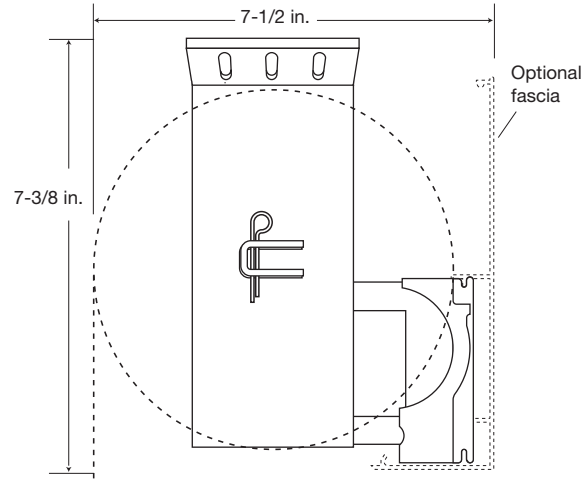
## Electro®/2 Motorized Roller Shades



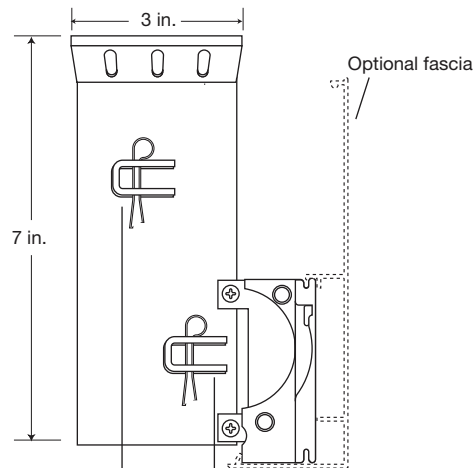
**ES-2\***  
Electro®/2  
4-1/4 in. R.U.D.  
(with fascia)



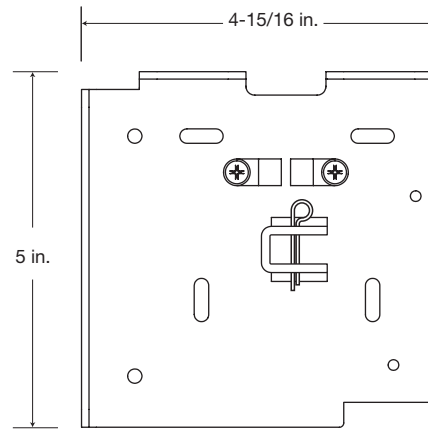
**ES-EX5**  
Electro®/2 Extended†  
5-1/8 in. R.U.D.  
(with fascia)



**ES-EX6**  
Electro®/2 Extended Plus†  
6-3/8 in. R.U.D.  
(with optional fascia)



**ES-NB2 ES-NB2**  
Electro®/2 Doubleshade® #17  
3-1/8 in. R.U.D.  
(without fascia)



**ES-SL**  
Electro® SL  
4-5/8 in. R.U.D.

### Notes

- **Electro/2 Edge Clearances:**  
Drive End: 1-5/16 in.  
Recessed Idle End: 7/16 in.  
  
**Between shade bands :**  
Center Support: 7/8 in.  
  
Back-to-Back idle ends: 7/8 in.  
  
Back-to-Back drive and idle ends: 1-3/4 in.
- All brackets shown are available in left-hand or right-hand drive configurations.
- The RTS, ILT and IQ2® motor upgrade on 2-1/2 in. tube will decrease the drive-end edge clearance for Electro/2 by 9/16 in. For edge clearances with other motor options, please contact tech support.

† R.U.D. subject to maximum shade height of 25 ft., above which safety brackets will be required.

\* For hanging weights of up to 56 lbs. per motor.

Dimensions and R.U.D. information can be accessed at [mechosystems.com/drawings](http://mechosystems.com/drawings)

Specifications (including colors) subject to change without notice. Prices shown in U.S. dollars.



MechoSystems  
Corporate Headquarters  
42-03 35th Street  
Long Island City, NY 11101

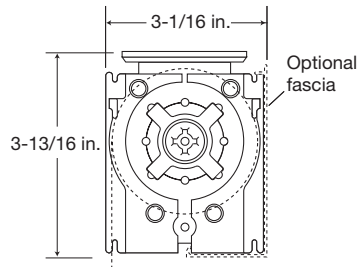
T: +1 (718) 729-2020  
F: +1 (718) 729-2941  
E: [info@mechosystems.com](mailto:info@mechosystems.com)  
W: [mechosystems.com](http://mechosystems.com)

February 13, 2017  
page 6

# Brackets

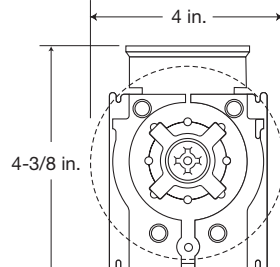
## Electro®/3 Motorized Roller Shades

### Single



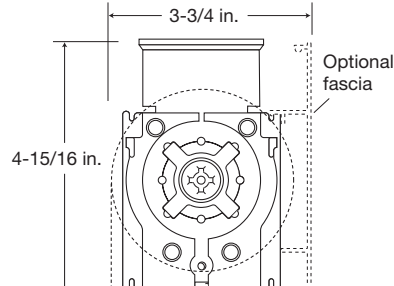
#### ES-3

Electro®/3 (Regular)  
2-3/4 in. R.U.D.  
(with or without fascia)



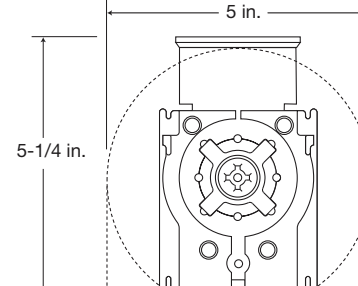
#### ES-3PK

Electro®/3 Pocket  
4 in. R.U.D.  
(no fascia available)



#### ES-3EX

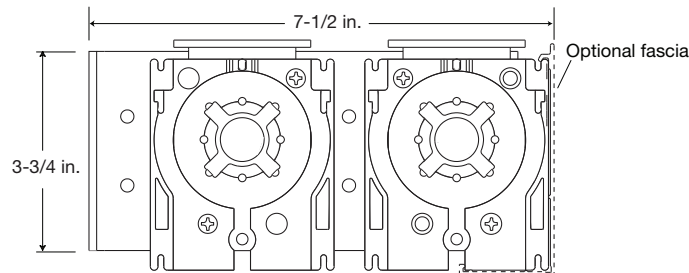
Electro®/3 Extended  
3-7/16 in. R.U.D.  
(with fascia)



#### ES-3EX

Electro®/3 Extended  
5 in. R.U.D.  
(without fascia)

### Double

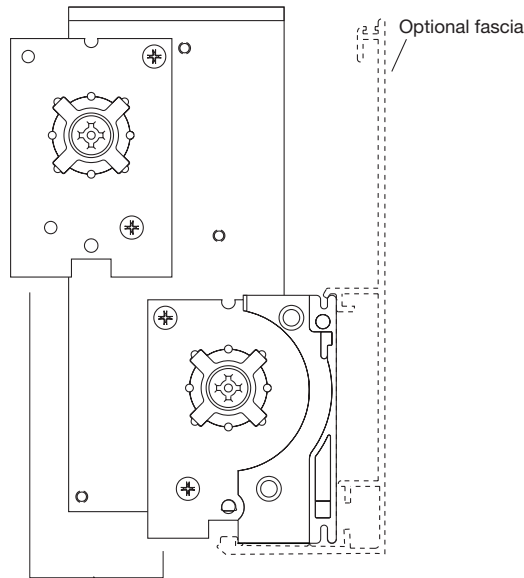


#### ES-HB3 (Blackout)

Electro®/3 DoubleShade #20  
2-3/4 in. R.U.D.  
(without fascia)

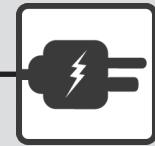
#### ES-HS3 (SunScreen)

Electro®/3 DoubleShade #20  
2-3/4 in. R.U.D.  
(with or without fascia)



#### ES-NB3

Electro®/3 Doubleshade #21  
2-3/4 in. R.U.D.  
(no fascia available)



### Notes

#### • Electro/3 Edge Clearances:

Drive End: 7/8 in.

Idle End: 3/4 in.

#### Between shade bands :

Center Support: 7/8 in.

Back-to-Back idle ends: 1-1/2 in.

Back-to-Back drive and

idle ends: 1-5/8 in.

- R.U.D. subject to maximum shade height of 25 ft., above which safety brackets will be required.

Dimensions and R.U.D. information can be accessed at [mechosystems.com/drawings](http://mechosystems.com/drawings)

Specifications (including colors) subject to change without notice. Prices shown in U.S. dollars.

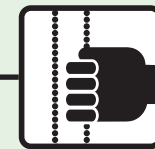


MechoSystems  
Corporate Headquarters  
42-03 35th Street  
Long Island City, NY 11101

T: +1 (718) 729-2020  
F: +1 (718) 729-2941  
E: [info@mechosystems.com](mailto:info@mechosystems.com)  
W: [mechosystems.com](http://mechosystems.com)

February 13, 2017  
page 7

# UrbanShade® Manual Shade System



The durable, manual UrbanShade is the next generation of shades. Units are wall or ceiling mountable. The increased roll-up diameter (RUD) of 2-15/32 in. accommodates a wider range of shade sizes. The fabric deduct has been reduced by 1/8 in. to decrease light gaps. The offsetting bead chain on the drive-end bracket enables blackout channels for room-darkening applications. And a new steel bracket insert is part of the quality upgrade.

The system is backed by a Ten-Year Limited Warranty.

For DoubleShades Upgrade, see pages 115–125.

## For single band manual shades.

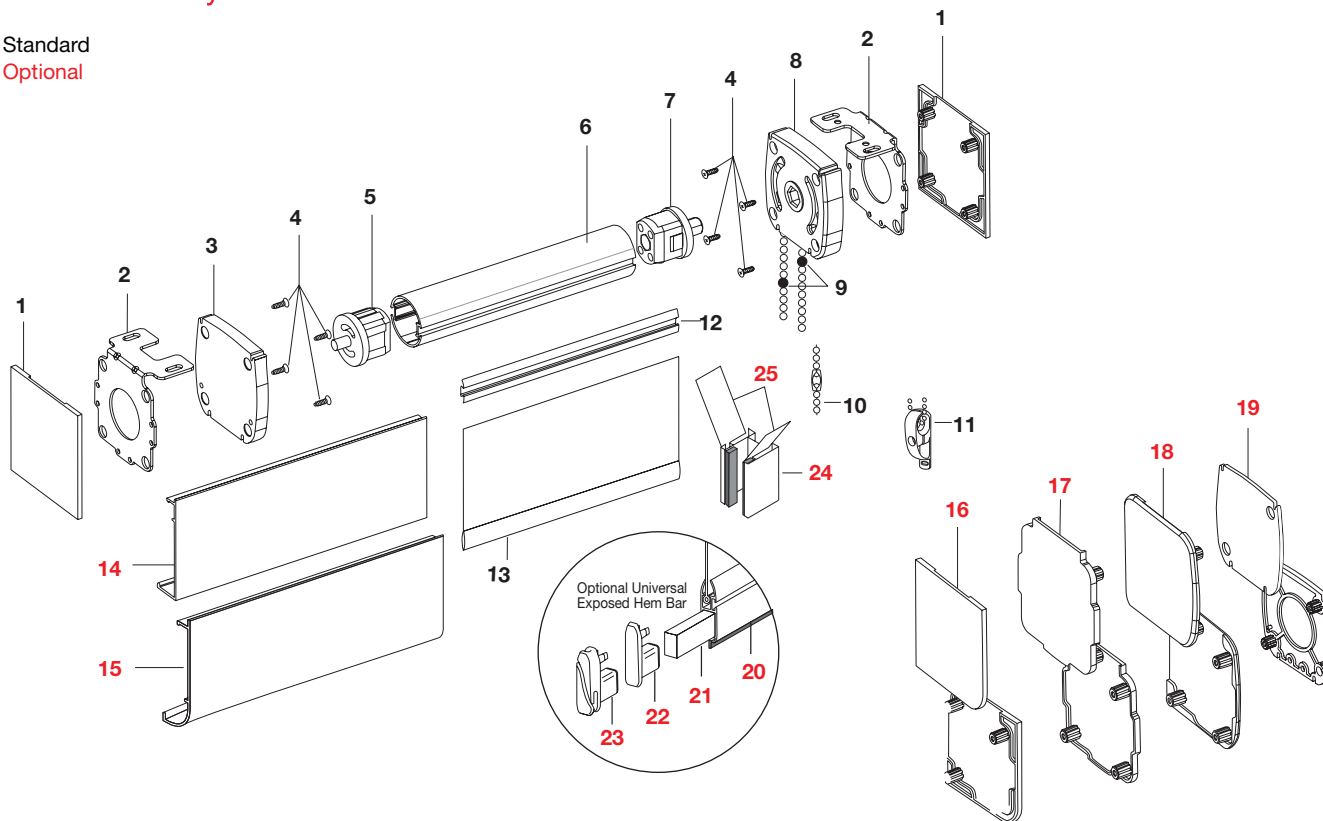
**Shade Prices include:** One pair of universal UrbanShade brackets, chain, shadecloth with fabric-covered hem bar, SnapLoc® spline and a 1-1/4 in. or 1-3/8 in. SnapLoc tube. Railroaded shadecloths are fabric turned width for height.

**Optional accessories include:** SnapLoc fascia and chain retainer. Battery Powered Motor option and accessories.

## UrbanShade® System

# Standard

# Optional



Note: Please see page A7 for important considerations when ordering shades.

\* Not available on UrbanShade Cassette option.

Specifications (including colors) subject to change without notice. Prices shown in U.S. dollars.



MechoSystems  
Corporate Headquarters  
42-03 35th Street  
Long Island City, NY 11101

T: +1 (718) 729-2020  
F: +1 (718) 729-2941  
E: info@mechosystems.com  
W: mechosystems.com

February 13, 2017  
page 8

## Parts

1. End Plate
2. Bracket Stamping
3. Idle-End Housing
4. Screws
5. Idle-End Tube Plug
6. SnapLoc Tube
7. Drive-End Tube Plug
8. Drive-End Housing for manual shades
9. Upper and Lower Bead Chain Stops for manual shades
10. Bead Chain Connector for manual shades
11. New single-piece chain retainer
12. SnapLoc Mini Spline
13. Hem bar (Standard cloth covered)
14. SnapLoc Regular-Roll Fascia – Square
15. SnapLoc Regular-Roll Fascia – Radius
16. Round Fascia Captured End Plate
17. Square Round Fascia Continuous Backplate
18. No Fascia Backplate
19. Square Round Fascia Jamb Mount Continuous End Plate
20. Universal Exposed Hem bar
21. Optional Weight
22. Finial – Standard
23. Finial – For use with Guide Cables
24. Room-Darkening Side Channel (single)
25. Room-Darkening Shadecloth Guides (pair)



# UrbanShade® Manual Shade System

## Prefabricated Cassette (optional)



### UrbanShade® System

# Standard

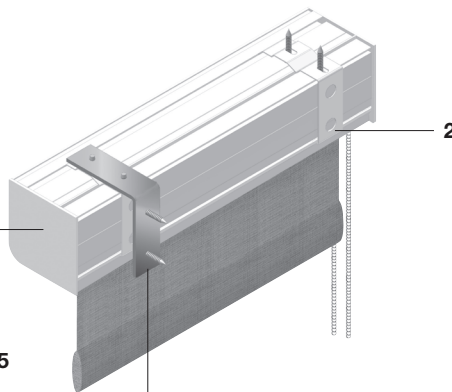
# Optional

1

Only available in captured end caps with optional radius fascia as both painted and shade cloth-wrapped.



1



2

3

6

#### Painted Radius Fascia Colors

- White (WH)
- Clear Anodized Aluminum (CA)
- Alabaster (AL)
- Quaker Bronze (QB)
- Black (BK)
- Grey (GR)

\*Shade cloth-wrapped fascia will match shade cloth color. Square fascia is not available on optional cassette shade.

Optional painted SnapLoc® fascia or shade cloth-wrapped SnapLoc® fascia\*\* Available on either battery-powered MotorPak or prefabricated cassette system.

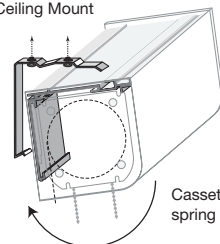
\*\* Shade cloth-wrapped end caps are not available.

Note: Finished I/D width of cassette will be manufactured 1/8 in. narrower than the opening width provided. Finished O/D widths are exact.

#### Cassette Ceiling and Wall Mount Options

2

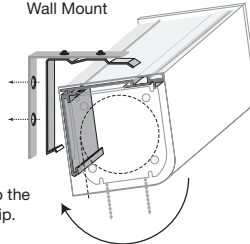
Ceiling Mount



Standard ceiling mount spring clip  
P/N SCFL 3132 ST \_\_


3

Wall Mount



Optional wall angle brackets  
with spring steel mounting clips  
P/N SCFL 3132 ST \_\_

Cassette rotates onto the  
spring steel mount clip.



#### Parts

1. Prefabricated Cassette Shade: Easy to install cassette shade comes with either painted SnapLoc Radius fascia or optional shade cloth-wrapped fascia (shown)\*. Shade cloth-wrapped fascia will match shade cloth color/pattern election.

(\*Note: shade cloth-wrapped end caps are not available.)

2. White, black, or grey ceiling spring steel mount clips are included with cassette shade.

3. Optional angle wall brackets with spring steel mounting clips are available.

4. Optional shade cloth-wrapped fascia and painted fascia shown with capture end caps. (Note: shade cloth-wrapped end caps are not available.)

5. SnapLoc shade band allows for easy removal and re-attachment of shade bands for occasional cleaning.

6. New single-piece chain retainer.

#### Notes

- Maximum shade height for the UrbanShade System with cassette option will be less than that indicated on the fabricated shade price pages based on shade cloth selection. Please check with Customer Service or see Online Order Entry System.
- Square fascia and continuous end caps are not available for the cassette option.

Specifications (including colors) subject to change without notice. Prices shown in U.S. dollars.



MechoSystems  
Corporate Headquarters  
42-03 35th Street  
Long Island City, NY 11101

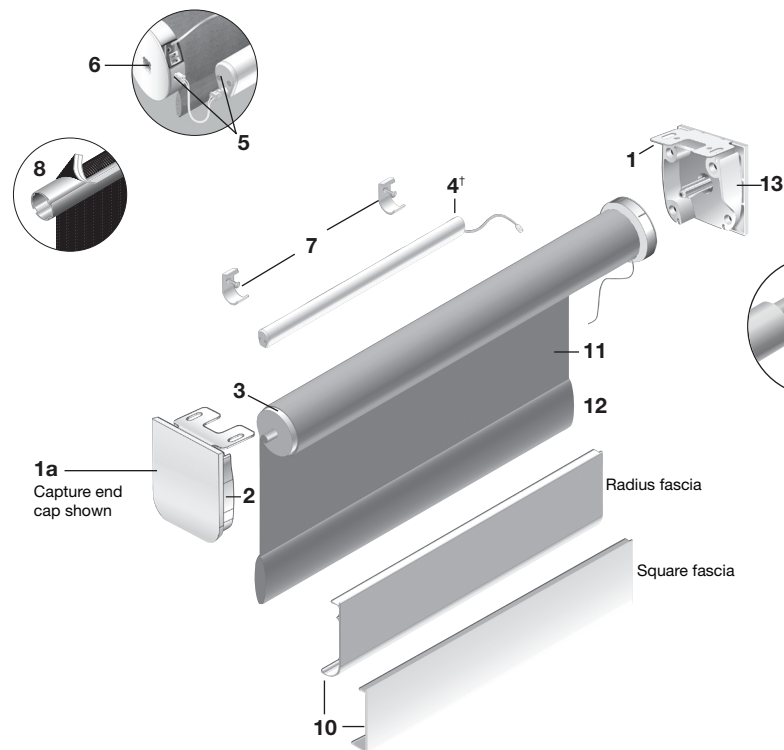
T: +1 (718) 729-2020  
F: +1 (718) 729-2941  
E: info@mechosystems.com  
W: mechosystems.com

February 13, 2017  
page 9

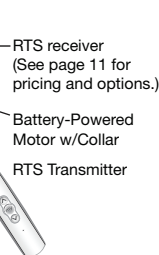
# UrbanShade® Motorized Shade System

## Options

- # Standard Battery MotorPak option with RTS control and optional RF control. No external power source or wiring needed.  
 # Optional Permanent memory\*. Batteries not included.  
 Note: Low-voltage motorization is available.



**UrbanShade Motorized Shade Systems:**  
 1. RTS battery (system shown)  
 2. WhisperShade ST30\_RTS low-voltage motor systems  
 3. WhisperShade ST30\_DCT low-voltage motor systems  
 4. WhisperShade ST30\_RS-485 low-voltage motor systems



RTS single-channel transmitter shown. It is required for operation of RTS battery-powered shades. For pricing and other options see page 11.

### Optional SnapLoc® Fascia:

- Square or Radius
- Captured end caps
- Painted or optional shadecloth-wrapped\*\*


### Painted Radius Fascia Colors

- White (WH)
- Clear Anodized Aluminum (CA)
- Alabaster (AL)
- Quaker Bronze (QB)
- Black (BK)
- Grey (GR)
- Colonial White (CW)

\* Battery backup memory allows the removal of the battery without loss of memory.

\*\* Shadecloth-wrapped end caps are not available.

† See page 11 for a complete listing of optional 12-volt lithium battery wands and for BatteryPak options to add manually operated UrbanShade Shades.



## Parts

1. UrbanShade motor drive and bracket assembly.
- 1a. Molded ABS plastic end cap
2. Idle end housing
3. Idle end shade tube plug with steel insert pin
4. Long-lasting reloadable lithium 12-volt battery wands. See page 11 for complete listing. Recommend that order is placed at same time as shade order.
5. Quick release battery connector
6. The UrbanShade Motorized Shade is easily connected to Home Automation Systems via dry contact, RF or RTS receiver plugged into dry contact port. A battery-powered motor is available. (See options page 10.)
7. Wall/ceiling battery mounting clips
8. SnapLoc shade bands allows for easy removal and re-attachment of shade bands for occasional cleaning.
9. RTS Receiver featuring patented SleepMode Technology for long battery life.
10. Optional extruded aluminum SnapLoc fascia available in Square or Radius configuration, painted colors (shown) or shadecloth-wrapped. See chart on page 12 for colors and pricing.
11. ThermoVeil Sunscreen and Room-Darkening shadecloth shades featuring a full line of colors and weaves to complement all interior designs and uses.
12. Fabric Wrapped hem bar
13. UrbanShade Battery Powered MotorPak injection molded Delrin® Thermoplastic drive end support for steel pin assembly.

Specifications (including colors) subject to change without notice. Prices shown in U.S. dollars.



MechoSystems  
 Corporate Headquarters  
 42-03 35th Street  
 Long Island City, NY 11101

T: +1 (718) 729-2020  
 F: +1 (718) 729-2941  
 E: info@mechosystems.com  
 W: mechosystems.com

February 13, 2017  
 page 10

# UrbanShade® Motorized Shade System

## Options: Motorized Accessories

### UrbanShade® Battery Powered MotorPak Option

Price includes: Battery Motor w/ RTS Receiver and 12-volt Reloadable Battery Tube. Add price of Battery Powered MotorPak to price of selected UrbanShade Shade.

Item	Prod. Code	Part Number	Pkg. Min. Qty.	Unit Price	Broken Pkg. Price
<b>Battery Powered MotorPak and RTS Receiver</b> <b>12-volt Reloadable Battery Tube</b> (batteries not included)	416		—	\$382.00	

### UrbanShade® Battery Powered Control Accessories\*

<b>12-volt Reloadable Battery Tube</b> (8AA Lithium Batteries required, not Included)	416	2330 051R BA 12	1	50.00	
<b>RTS Battery Operated Motor—12-volt</b>	416	2330 1290 12 AS	1	310.00	

### Somfy® Motor Upgrade Kits

<b>Somfy® ST30 RTS Low Voltage</b>	416	EDRH ST3R 24 28	1	478.00	
<b>Somfy® ST30 DCT Low Voltage</b>	416	EDRH ST3D 24 AS	1	402.00	
<b>Somfy® ST30 RS-485 Low Voltage</b>	416	EDRH ST3I 24 28	1	523.00	

### Accessories

<b>DecoFlex RTS (Single channel wall switch)</b>	416	ESWX 2038 1C WH	1	194.00	
<b>DecoFlex RTS (Five channel wall switch)</b>	416	ESWX 2039 5C WH	1	203.00	
<b>DecoFlex RTS (Single channel wall switch)</b>	416	ESWX 2039 1C CW	1	194.00	
<b>DecoFlex RTS (Five channel wall switch)</b>	416	ESWX 2039 5C CW	1	203.00	
<b>DecoFlex RTS (S416 channel wall switch)</b>	416	ESWX 2040 1C BK	1	223.00	
<b>DecoFlex RTS (Five channel wall switch)</b>	416	ESWX 2040 5C BK	1	234.00	
<b>RTS (RF) 1 channel transmitter</b>	416	EIRC 0632 RA TR	1	79.00	
<b>RTS (RF) 4 channel transmitter</b>	416	EIRC 0633 RA TR	1	103.00	
<b>RTS (RF) Telis 1 Chronis Timer</b>	416	CRTS 0385 24 WH	1	207.00	
<b>RTS (RF) Telis 1 Chronis Timer</b>	416	CRTS 0385 24 SI	1	207.00	
<b>RTS Dry Contact Interface</b>	416	INTE 0454 DR CO	1	93.00	
<b>16 CH, universal RTS interface with RS232 and RS485 support</b>	416	16CH UNRS 23 32	1	671.00	
<b>3 in. x 3 in. x 1/8 in. Wall Mount Angle + Spring clip assembly cassette shade</b>	451	MBCA 2727 ST WH	12 ea.	17.00	\$23.00
<b>2-7/8 in. x 1-5/8 in. x 1/8 in. wall angle</b> (for component bracket mounting)	451	MWBX SV32 ST ZP	24 ea.	1.00	2.00

Specifications (including colors) subject to change without notice. Prices shown in U.S. dollars.



MechoSystems  
Corporate Headquarters  
42-03 35th Street  
Long Island City, NY 11101

T: +1 (718) 729-2020  
F: +1 (718) 729-2941  
E: info@mechosystems.com  
W: mechosystems.com

### RTS (RF) Transmitter



**1 Channel**  
ERIC 0632 RA TR

**4 Channels + Master**  
ERIC 0633 RA TR

### RTS (RF) Wireless Wall Switch



**1 Channel**  
ESWX 2038 1C WH

**5 Channels**  
ESWX 2038 5C WH



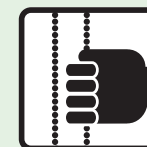
**RTS Timer Remote (RF)**  
Wireless Timer  
CRTS 0385 24 SI



**Reloadable 12-Volt Lithium**

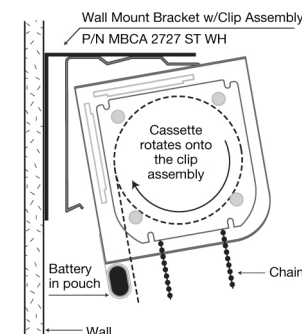
\* We recommend that the Supplemental 12-volt Lithium Wand be ordered at time of purchase.

- 1 Required to wall mount chain or battery powered cassette.
- 2 Allows for wall mount shade to have 1 in. clearance from wall.
- 3 Required to wall mount battery powered UrbanShade.

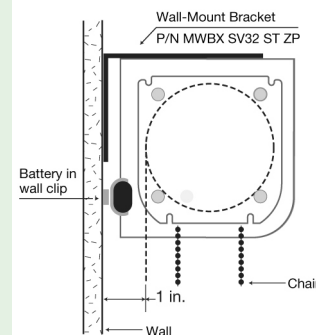


### Both Battery- and Chain-Operated References

#### Cassette Wall Angle w/Clip Assembly<sup>1</sup>



#### Extension Wall-Mount Bracket<sup>2, 3</sup>



### Notes

- Eliminate wiring and wall damage.
- Home automation connectivity.
- Long-lasting lithium battery wand.\*
- For wall switch faced plates please see page 171.
- The RTS Receiver Module is a necessity for interfacing of the RTS Wall Switch and Transmitters with the Battery Powered Motor.
- We suggest that you order the RTS Receiver Module at the same time as the Wall Switches or Transmitters.
- Somfy® ST30 RS-485 motor requires Power Distribution Panels.

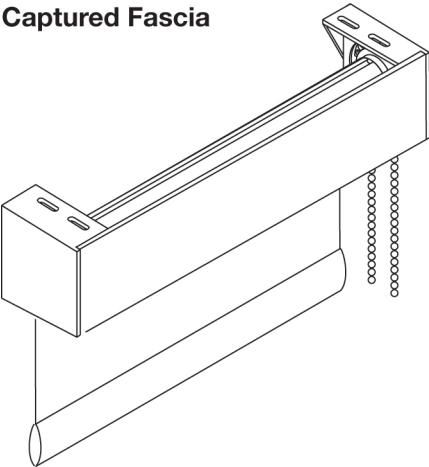
Prices shown in U.S. dollars.

February 13, 2017  
page 11

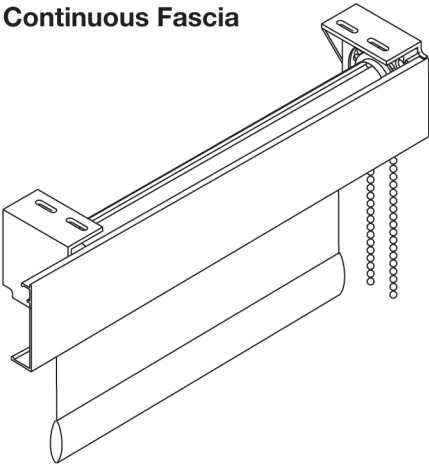
# UrbanShade® Shade System

## SnapLoc® Fascia (optional)

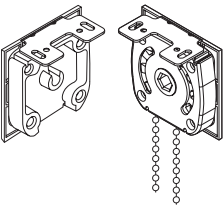
Captured Fascia



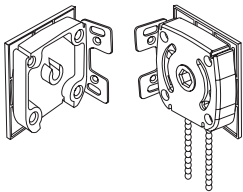
Continuous Fascia



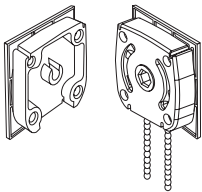
### Mounts



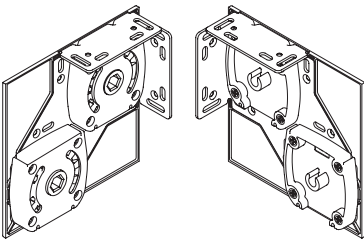
Ceiling



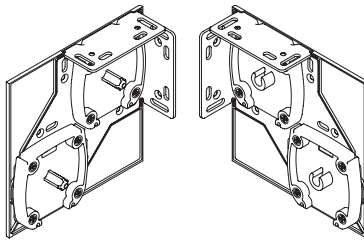
Wall



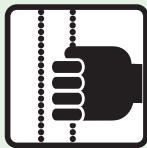
Jamb



UrbanShade®  
Manual #8 Double Bracket



UrbanShade®  
Motorized #9 Double Bracket



### Notes

#### Painted Radius Fascia Colors

- White (WH)
- Alabaster (AL)
- Clear Anodized Aluminum (CA)
- Grey (GR)
- Quaker Bronze (QB)
- Black (BK)
- Colonial White (CW)

#### Painted Square Fascia Colors

- White (WH)
- Alabaster (AL)
- Clear Anodized Aluminum (CA)
- Grey (GR)
- Quaker Bronze (QB)
- Black (BK)
- Colonial White (CW)

#### Bracket Colors

- White (WH)
- Grey (GR)
- Black (BK)

#### Optional SnapLoc Fascia is available with:

- Square or Radius
- Continuous or Captured End Caps
- Painted or Optional Fabric Wrapped\*

\* Fabric covered end caps are not available.

Specifications (including colors) subject to change without notice. Prices shown in U.S. dollars.



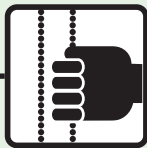
MechoSystems  
Corporate Headquarters  
42-03 35th Street  
Long Island City, NY 11101

T: +1 (718) 729-2020  
F: +1 (718) 729-2941  
E: info@mechosystems.com  
W: mechosystems.com

February 13, 2017  
page 12

# UrbanShade® Manual Shade System

## Equinox (Blackout) 0100 Series



### Transparency

0100 Series 0%  
(opaque)

### Notes

- ◆ These shades will be provided with LiftAssist® Mechanism (LAM).
- ☐ Shades with a width-to-height ratio greater than 1:4 will include stabilizing battens.
- ☐ Battery-Powered Motor unavailable.

### Non-Railroded 98 in. wide shadecloth roll

Brackets: UrbanShade						
Height (in.)	Width (in.)					
	36	48	60	72	84	96
36	\$170	\$173	\$238	\$243	\$272	\$285
48	187	189	277	283	309	325
60	204	208	316	322	349	365
72	220	224	356	363	389	406
84	241	245	396	403	441	n/a
96	260	265	437	443	492	n/a
108	281	285	475	481	n/a	n/a
120	301	306	515	☐ 533	n/a	n/a
132	336	340	571	☐ 588	n/a	n/a
144	n/a	361	623	☐ ◆ 628	n/a	n/a
156	n/a	☐ 380	☐ 664	n/a	n/a	n/a

### Railroded 98 in. wide shadecloth roll

Brackets: UrbanShade							
Height (in.)	Width (in.)						
	36	48	60	72	84	96	No. of Seams/Battens
90	\$217	\$279	\$309	\$358	\$454	n/a	None
141	314	379	☐ 447	☐ ◆ 518	n/a	n/a	1 (94 in. from bottom)

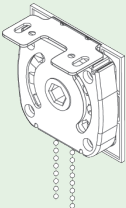
Specifications (including colors) subject to change without notice. Prices shown in U.S. dollars.



MechoSystems  
Corporate Headquarters  
42-03 35th Street  
Long Island City, NY 11101

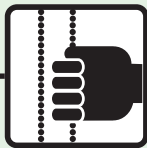
T: +1 (718) 729-2020  
F: +1 (718) 729-2941  
E: info@mechosystems.com  
W: mechosystems.com

February 13, 2017  
page 13



# UrbanShade® Manual Shade System

## Midnite® (Blackout) 0200 Series



### Transparency

0200 Series 0%  
(opaque)

### Notes

- ◆ These shades will be provided with LiftAssist® Mechanism (LAM).
- ▣ Shades with a width-to-height ratio greater than 1:4 will include stabilizing battens.
- ▣ Battery-Powered Motor unavailable.

Non-Railroded 126 in. wide shadecloth roll						
Brackets: UrbanShade						
Height (in.)	Width (in.)					
	36	48	60	72	84	96
36	\$137	\$168	\$172	\$261	\$285	\$305
48	153	193	196	308	334	353
60	168	215	219	357	380	401
72	185	240	244	405	429	450
84	201	263	267	454	477	498
96	217	288	292	502	525	◆ 557
108	233	312	316	551	589	▣ ◆ 604
120	249	337	341	598	◆ 648	n/a
132	279	374	378	661	▣ ◆ 719	n/a
144	▣ 340	399	402	◆ 719	▣ ◆ 768	n/a
156	▣ 356	424	427	▣ ◆ 781	▣ ◆ 816	n/a
168	▣ 372	449	453	n/a	n/a	n/a
180	▣ ▣ 389	472	n/a	n/a	n/a	n/a

Railroded 126 in. wide shadecloth roll							
Brackets: UrbanShade							
Height (in.)	Width (in.)						No. of Seams/Battens
	36	48	60	72	84	96	
54	\$153	\$180	\$208	\$238	\$286	\$323	None
115	243	294	345	398	◆ 500	▣ ◆ 553	None
155	304	372	440	▣ ◆ 527	▣ ◆ 665	n/a	1 (122 in. from bottom)

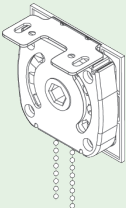
Specifications (including colors) subject to change without notice. Prices shown in U.S. dollars.



MechoSystems  
Corporate Headquarters  
42-03 35th Street  
Long Island City, NY 11101

T: +1 (718) 729-2020  
F: +1 (718) 729-2941  
E: info@mechosystems.com  
W: mechosystems.com

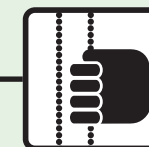
February 13, 2017  
page 14





# UrbanShade® Manual Shade System

## Chelsea (Blackout) 0250 Series



### Transparency

0700 Series 0%  
(opaque)

### Non-Railroaded 118 in. wide shadecloth roll

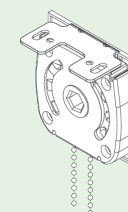
#### Brackets: UrbanShade

Height (in.)	Width (in.)					
	36	48	60	72	84	96
36	\$89	\$105	\$109	\$152	\$169	\$186
48	96	116	120	173	190	207
60	104	126	131	195	211	228
72	111	138	142	216	233	250
84	118	149	153	238	254	271
96	125	159	163	259	275	◆ 304
108	134	170	174	281	◆ 319	◆ 325
120	141	182	186	301	◆ 341	◆ 347
132	157	201	205	332	◆ 377	n/a
144	▣ 194	212	216	353	◆ 399	n/a
156	▣ 201	223	227	374	◆ 420	n/a
168	▣ 209	234	238	n/a	n/a	n/a
180	▣ 216	245	249	n/a	n/a	n/a

### Railroaded 118 in. wide shadecloth roll

#### Brackets: UrbanShade

Height (in.)	Width (in.)						No. of Seams/Battens
	36	48	60	72	84	96	
51	\$96	\$111	\$125	\$142	\$169	\$194	None
108	141	165	191	217	◆ 262	◆ 308	None
157	183	218	254	291	◆ 393	n/a	1 (114 in. from bottom)



Specifications (including colors) subject to change without notice. Prices shown in U.S. dollars.



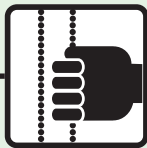
MechoSystems  
Corporate Headquarters  
42-03 35th Street  
Long Island City, NY 11101

T: +1 (718) 729-2020  
F: +1 (718) 729-2941  
E: info@mechosystems.com  
W: mechosystems.com

February 13, 2017  
page 15

# UrbanShade® Manual Shade System

## Classic Blackout 0700 Series



### Transparency

0700 Series 0%  
(opaque)

### Notes

- ◆ These shades will be provided with LiftAssist® Mechanism (LAM).
- ▣ Shades with a width-to-height ratio greater than 1:4 will include stabilizing battens.
- ▣ Battery-Powered Motor unavailable.

Non-Railroded 72 in. wide shadecloth roll				
Brackets: UrbanShade				
Height (in.)	Width (in.)			
	36	48	60	72
36	\$91	\$105	\$113	\$120
48	94	115	122	130
60	99	124	130	137
72	103	133	137	145
84	109	141	145	157
96	115	151	156	165
108	119	159	164	▣ 174
120	128	167	173	▣ 184
132	133	186	190	▣ ◆ 202
144	▣ 168	195	▣ 199	▣ ◆ 211
156	▣ 172	203	▣ ◆ 221	▣ ◆ 227
168	▣ 176	n/a	n/a	n/a
180	▣ 181	n/a	n/a	n/a

Railroded 72 in. wide shadecloth roll							
Brackets: UrbanShade							
Height (in.)	Width (in.)						No. of Seams/Battens
	36	48	60	72	84	96	
62	\$100	\$114	\$128	\$140	\$168	\$193	None
98	136	144	169	▣ 187	▣ ◆ 250	n/a	1 (68 in. from bottom)
131	155	173	▣ 200	▣ ◆ 222	▣ ◆ 305	n/a	1 (68 in. from bottom)
156	171	▣ 197	▣ ◆ 236	▣ ◆ 263	n/a	n/a	2 (1 every 68 in. from bottom)

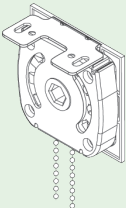
Specifications (including colors) subject to change without notice. Prices shown in U.S. dollars.



MechoSystems  
Corporate Headquarters  
42-03 35th Street  
Long Island City, NY 11101

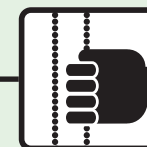
T: +1 (718) 729-2020  
F: +1 (718) 729-2941  
E: info@mechosystems.com  
W: mechosystems.com

February 13, 2017  
page 16



# UrbanShade® Manual Shade System

## Distinctive (Blackout) 0800 Series



### Transparency

0800 Series 0%  
(opaque)

### Notes

- ◆ These shades will be provided with LiftAssist® Mechanism (LAM).
- ☐ Shades with a width-to-height ratio greater than 1:4 will include stabilizing battens.
- ☐ Battery-Powered Motor unavailable.

### Non-Railroaded 96 in. wide shadecloth roll

#### Brackets: UrbanShade

Height (in.)	Width (in.)					
	36	48	60	72	84	96
36	\$114	\$118	\$174	\$180	\$196	\$213
48	129	133	204	210	226	◆ 254
60	145	149	234	240	◆ 279	◆ 284
72	160	164	265	270	◆ 309	n/a
84	175	179	295	300	◆ 339	n/a
96	190	194	325	◆ 341	◆ 369	n/a
108	206	210	◆ 365	◆ 371	◆ 399	n/a
120	221	225	◆ 395	◆ 401	◆ 430	n/a
132	245	249	◆ 434	◆ 440	☐ ◆ 474	n/a
144	n/a	☐ 275	☐ ◆ 464	n/a	n/a	n/a
156	n/a	☐ 290	☐ ◆ 494	n/a	n/a	n/a

### Railroaded 96 in. wide shadecloth roll

#### Brackets: UrbanShade

Height (in.)	Width (in.)					
	36	48	60	72	84	96
62	\$152	\$186	\$219	\$255	\$301	◆ \$354
86	163	197	231	◆ 276	◆ 337	n/a

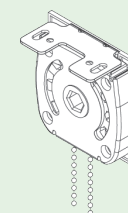
Specifications (including colors) subject to change without notice. Prices shown in U.S. dollars.



MechoSystems  
Corporate Headquarters  
42-03 35th Street  
Long Island City, NY 11101

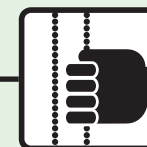
T: +1 (718) 729-2020  
F: +1 (718) 729-2941  
E: info@mechosystems.com  
W: mechosystems.com

February 13, 2017  
page 17



# UrbanShade® Manual Shade System

## AcustiVeil 0890 Series



Openness

0890 Series 0-1%

### Non-Railroaded 86 in. wide shadecloth roll

Brackets: UrbanShade

Height (in.)	Width (in.)				
	36	48	60	72	84
36	\$148	\$222	\$226	\$232	\$257
48	168	262	266	272	300
60	189	303	307	313	344
72	210	345	348	354	387
84	231	385	389	394	428
96	251	425	429	436	471
108	271	466	470	476	512
120	293	507	511	518	555
132	325	560	564	569	617
144	☐ 385	600	604	610	667
156	n/a	634	639	663	703
168	n/a	☐ 674	☐ 678	☐ 706	n/a

### Railroaded 86 in. wide shadecloth roll

Brackets: UrbanShade

Height (in.)	Width (in.)					No. of Seams/Battens
	36	48	60	72	84	
78	\$212	\$257	\$301	\$347	\$416	\$471 None
118	274	339	403	467	583	☐ 666 1 (82 in. from bottom)
161	☐ 362	☐ 446	☐ 529	☐ 616	n/a	n/a 1 (82 in. from bottom)

#### Notes

- ◆ These shades will be provided with LiftAssist® Mechanism (LAM).
- ☐ Shades with a width-to-height ratio greater than 1:4 will include stabilizing battens.
- ☐ Battery-Powered Motor unavailable.

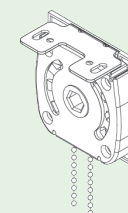
Specifications (including colors) subject to change without notice. Prices shown in U.S. dollars.



MechoSystems  
Corporate Headquarters  
42-03 35th Street  
Long Island City, NY 11101

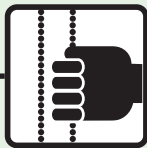
T: +1 (718) 729-2020  
F: +1 (718) 729-2941  
E: info@mechosystems.com  
W: mechosystems.com

February 13, 2017  
page 18



# UrbanShade® Manual Shade System

## ThermoVeil® 1000, and 1300 Series



### Openness

1000 Series 2-3%  
1300 Series 5%

### Notes

- ◆ These shades will be provided with LiftAssist® Mechanism (LAM).
- ☐ Shades with a width-to-height ratio greater than 1:4 will include stabilizing battens.
- ☐ Battery-Powered Motor unavailable.

Non-Railroded 63 and 96 in. wide shadecloth roll						
Brackets: UrbanShade						
Height (in.)	Width (in.)					
	36	48	60	72	84	96
36	\$113	\$118	\$130	\$161	\$175	\$189
48	124	129	144	182	196	200
60	136	140	159	202	222	225
72	147	153	171	222	240	☐ ◆ 247
84	159	163	187	240	☐ ◆ 259	n/a
96	169	172	201	☐ 265	☐ ◆ 314	n/a
108	182	187	224	☐ ◆ 308	n/a	n/a

Railroded 63 and 96 in. wide shadecloth roll							
Brackets: UrbanShade							
Height (in.)	Width (in.)						No. of Seams/Battens
	36	48	60	72	84	96	
*53	\$119	\$138	\$157	\$177	\$212	◆ \$241	None
86	143	169	197	225	☐ 282	n/a	None

\*Does not include 5400 Series.

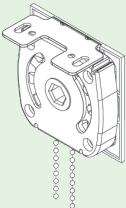
Specifications (including colors) subject to change without notice. Prices shown in U.S. dollars.



MechoSystems  
Corporate Headquarters  
42-03 35th Street  
Long Island City, NY 11101

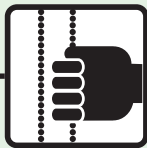
T: +1 (718) 729-2020  
F: +1 (718) 729-2941  
E: info@mechosystems.com  
W: mechosystems.com

February 13, 2017  
page 19



# UrbanShade® Manual Shade System

## EcoVeil® 1350 Series



Openness  
1350 Series 5%

Non-Railroaded 96 in. wide shadecloth roll						
Brackets: UrbanShade						
Height (in.)	Width (in.)					
	36	48	60	72	84	96
36	\$149	\$156	\$193	\$232	\$259	\$279
48	162	175	216	270	297	316
60	176	195	239	309	335	355
72	190	214	261	347	371	393
84	202	232	286	384	410	431
96	216	252	308	422	449	478
108	266	271	341	460	486	n/a

Railroaded 96 in. wide shadecloth roll							
Brackets: UrbanShade							
Height (in.)	Width (in.)						
	36	48	60	72	84	96	No. of Seams/Battens
44	\$155	\$176	\$199	\$222	\$268	\$302	None
88	200	243	285	325	390	440	None

Universal Exposed Hem Bar required for EcoVeil								
	Width (in.)							
	36	48	60	72	84	96	108	120
44	\$7	\$9	\$11	\$13	\$14	\$16	\$18	\$20

Add these prices to the above grid.

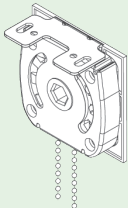
Specifications (including colors) subject to change without notice. Prices shown in U.S. dollars.



MechoSystems  
Corporate Headquarters  
42-03 35th Street  
Long Island City, NY 11101

T: +1 (718) 729-2020  
F: +1 (718) 729-2941  
E: info@mechosystems.com  
W: mechosystems.com

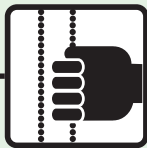
February 13, 2017  
page 20





# UrbanShade® Manual Shade System

## EcoVeil® 0950 and 1550 Series



**Openness**  
0950 Series 1%  
1550 Series 3%

### Non-Railroded 96 in. wide shadecloth roll

Brackets: UrbanShade						
Height (in.)	Width (in.)					
	36	48	60	72	84	96
36	\$155	\$159	\$232	\$239	\$265	\$286
48	174	179	270	278	305	324
60	195	199	308	318	343	364
72	215	219	343	357	384	404
84	236	240	379	397	423	452
96	254	259	416	436	474	493
108	273	278	452	475	n/a	n/a

### Railroded 96 in. wide shadecloth roll

Brackets: UrbanShade							
Height (in.)	Width (in.)						No. of Seams/Battens
	36	48	60	72	84	96	
44	\$156	\$179	\$202	\$226	\$273	\$309	None
88	205	248	293	336	401	453	None

#### Notes

- ◆ These shades will be provided with LiftAssist® Mechanism (LAM).
- ▣ Shades with a width-to-height ratio greater than 1:4 will include stabilizing battens.
- ▣ Battery-Powered Motor unavailable.

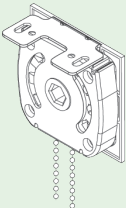
Specifications (including colors) subject to change without notice. Prices shown in U.S. dollars.



MechoSystems  
Corporate Headquarters  
42-03 35th Street  
Long Island City, NY 11101

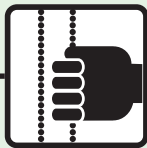
T: +1 (718) 729-2020  
F: +1 (718) 729-2941  
E: info@mechosystems.com  
W: mechosystems.com

February 13, 2017  
page 21



# UrbanShade® Manual Shade System

## ThermoVeil® 1500 Series



Openness  
1500 Series 3%

### Non-Railroded 63 and 96 in. wide shadecloth roll

Brackets: UrbanShade						
Height (in.)	Width (in.)					
	36	48	60	72	84	96
36	\$105	\$113	\$125	\$159	\$176	\$191
48	117	123	138	176	197	213
60	126	134	152	195	218	233
72	136	143	164	214	249	259
84	146	153	177	236	273	n/a
96	157	162	191	260	295	n/a
108	167	171	204	n/a	n/a	n/a

### Railroded 63 and 96 in. wide shadecloth roll

Brackets: UrbanShade							
Height (in.)	Width (in.)						No. of Seams/Battens
	36	48	60	72	84	96	
53	\$124	\$143	\$161	\$180	\$219	\$248	None
86	147	172	197	223	285	n/a	None

#### Notes

- ◆ These shades will be provided with LiftAssist® Mechanism (LAM).
- ☐ Shades with a width-to-height ratio greater than 1:4 will include stabilizing battens.
- ☐ Battery-Powered Motor unavailable.

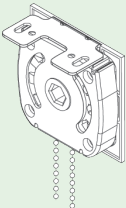
Specifications (including colors) subject to change without notice. Prices shown in U.S. dollars.



MechoSystems  
Corporate Headquarters  
42-03 35th Street  
Long Island City, NY 11101

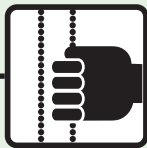
T: +1 (718) 729-2020  
F: +1 (718) 729-2941  
E: info@mechosystems.com  
W: mechosystems.com

February 13, 2017  
page 22



# UrbanShade® Manual Shade System

## ThermoVeil® 2100 Series



Openness  
2100 Series 10%

### Non-Railroded 63 and 96 in. wide shadecloth roll

Brackets: UrbanShade						
Height (in.)	Width (in.)					
	36	48	60	72	84	96
36	\$109	\$113	\$125	\$155	\$170	\$185
48	120	124	138	173	189	203
60	130	135	153	194	210	222
72	141	145	165	215	227	237
84	151	156	176	231	252	281
96	161	164	190	250	296	n/a
108	172	176	205	285	n/a	n/a

### Railroded 63 and 96 in. wide shadecloth roll

Brackets: UrbanShade							
Height (in.)	Width (in.)						No. of Seams/Battens
	36	48	60	72	84	96	
53	\$114	\$132	\$149	\$169	\$201	\$230	None
86	137	161	186	213	260	293	None

#### Notes

- ◆ These shades will be provided with LiftAssist® Mechanism (LAM).
- ▣ Shades with a width-to-height ratio greater than 1:4 will include stabilizing battens.
- ▣ Battery-Powered Motor unavailable.

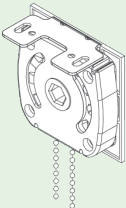
Specifications (including colors) subject to change without notice. Prices shown in U.S. dollars.



MechoSystems  
Corporate Headquarters  
42-03 35th Street  
Long Island City, NY 11101

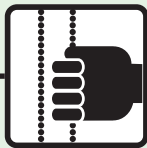
T: +1 (718) 729-2020  
F: +1 (718) 729-2941  
E: info@mechosystems.com  
W: mechosystems.com

February 13, 2017  
page 23



# UrbanShade® Manual Shade System

## ThermoVeil® 0900 and 3000 Series



### Openness

0900 Series 0-1%  
3000 Series 1-2%

### Notes

- ◆ These shades will be provided with LiftAssist® Mechanism (LAM).
- ▣ Shades with a width-to-height ratio greater than 1:4 will include stabilizing battens.
- ▣ Battery-Powered Motor unavailable.

Non-Railroded 72 and 96 in. wide shadecloth roll						
Brackets: UrbanShade						
Height (in.)	Width (in.)					
	36	48	60	72	84	96
36	\$100	\$114	\$136	\$141	\$174	\$184
48	107	124	153	159	198	202
60	117	136	168	174	217	▣ 220
72	125	144	186	190	▣ 234	▣ ◆ 239
84	134	155	202	216	▣ ◆ 253	n/a
96	142	166	219	▣ 233	▣ ◆ 312	n/a
108	151	180	243	▣ ◆ 253	▣ ◆ 334	n/a

Railroded 72 and 96 in. wide shadecloth roll							
Brackets: UrbanShade							
Height (in.)	Width (in.)						No. of Seams/Battens
	36	48	60	72	84	96	
62	\$124	\$145	\$166	\$189	\$224	▣ \$256	None
86	142	168	196	223	▣ ◆ 279	n/a	None

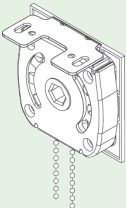
Specifications (including colors) subject to change without notice. Prices shown in U.S. dollars.



MechoSystems  
Corporate Headquarters  
42-03 35th Street  
Long Island City, NY 11101

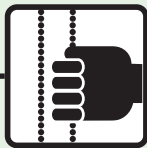
T: +1 (718) 729-2020  
F: +1 (718) 729-2941  
E: info@mechosystems.com  
W: mechosystems.com

February 13, 2017  
page 24



# UrbanShade® Manual Shade System

## EuroVeil® 5300 Series



Openness

5300 Series 5%

### Non-Railroded 63 and 96 in. wide shadecloth roll

Brackets: UrbanShade						
Height (in.)	Width (in.)					
	36	48	60	72	84	96
36	\$94	\$113	\$126	\$155	\$169	\$185
48	102	124	139	174	190	202
60	106	136	153	195	212	220
72	112	144	166	216	230	239
84	118	156	179	238	254	258
96	129	165	194	258	274	302
108	155	174	206	281	318	n/a
120	161	185	219	298	340	n/a
132	204	210	251	n/a	n/a	n/a

5100 and 5200 Series only available in 96 in.

### Railroded 63 and 96 in. wide shadecloth roll

Brackets: UrbanShade							
Height (in.)	Width (in.)						No. of Seams/Battens
	36	48	60	72	84	96	
53	\$116	\$131	\$151	\$169	\$198	\$231	None
86	138	162	186	214	253	294	None

5100 and 5200 Series only available in 96 in.

#### Notes

- ◆ These shades will be provided with LiftAssist® Mechanism (LAM).
- ▣ Shades with a width-to-height ratio greater than 1:4 will include stabilizing battens.
- ▣ Battery-Powered Motor unavailable.

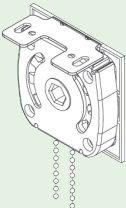
Specifications (including colors) subject to change without notice. Prices shown in U.S. dollars.



MechoSystems  
Corporate Headquarters  
42-03 35th Street  
Long Island City, NY 11101

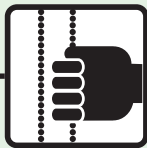
T: +1 (718) 729-2020  
F: +1 (718) 729-2941  
E: info@mechosystems.com  
W: mechosystems.com

February 13, 2017  
page 25



# UrbanShade® Manual Shade System

## EuroTwill® 6000 Series



Openness  
6000 Series 3%

### Non-Railroaded 63 and 96 in. wide shadecloth roll

Brackets: UrbanShade						
Height (in.)	Width (in.)					
	36	48	60	72	84	96
36	\$99	\$118	\$132	\$161	\$179	\$194
48	107	129	145	184	201	217
60	112	140	159	206	224	241
72	118	153	173	228	247	261
84	123	163	189	252	279	285
96	136	175	203	274	303	311
108	169	186	218	304	338	n/a
120	175	199	234	327	360	n/a
132	216	220	265	n/a	n/a	n/a

### Railroaded 63 and 96 in. wide shadecloth roll

Brackets: UrbanShade							
Height (in.)	Width (in.)						No. of Seams/Battens
	36	48	60	72	84	96	
53	\$122	\$138	\$157	\$180	\$212	\$241	None
86	152	169	197	231	274	309	None

#### Notes

- ◆ These shades will be provided with LiftAssist® Mechanism (LAM).
- ▣ Shades with a width-to-height ratio greater than 1:4 will include stabilizing battens.
- ▣ Battery-Powered Motor unavailable.

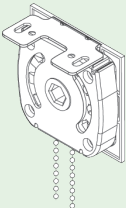
Specifications (including colors) subject to change without notice. Prices shown in U.S. dollars.



MechoSystems  
Corporate Headquarters  
42-03 35th Street  
Long Island City, NY 11101

T: +1 (718) 729-2020  
F: +1 (718) 729-2941  
E: info@mechosystems.com  
W: mechosystems.com

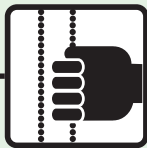
February 13, 2017  
page 26





# UrbanShade® Manual Shade System

## EuroTwill® 6200 Series



Openness  
6200 Series 2%

### Non-Railroded 63 and 96 in. wide shadecloth roll

Brackets: UrbanShade

Height (in.)	Width (in.)					
	36	48	60	72	84	96
36	\$116	\$122	\$137	\$171	\$189	\$206
48	130	136	154	199	216	234
60	143	148	169	223	244	◆ 257
72	157	161	187	250	◆ 269	≡ ◆ 281
84	169	174	205	274	≡ ◆ 298	n/a
96	183	187	223	≡ ◆ 299	≡ ◆ 326	n/a
108	198	201	242	≡ ◆ 326	n/a	n/a
120	≡ 212	≡ 215	≡ ◆ 259	≡ ◆ 351	n/a	n/a

### Railroded 63 and 96 in. wide shadecloth roll

Brackets: UrbanShade

Height (in.)	Width (in.)						No. of Seams/Battens
	36	48	60	72	84	96	
53	\$129	\$145	\$165	\$193	\$223	\$255	None
86	160	181	212	254	◆ 295	n/a	None

#### Notes

- ◆ These shades will be provided with LiftAssist® Mechanism (LAM).
- ☐ Shades with a width-to-height ratio greater than 1:4 will include stabilizing battens.
- ≡ Battery-Powered Motor unavailable.

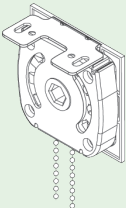
Specifications (including colors) subject to change without notice. Prices shown in U.S. dollars.



MechoSystems  
Corporate Headquarters  
42-03 35th Street  
Long Island City, NY 11101

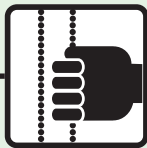
T: +1 (718) 729-2020  
F: +1 (718) 729-2941  
E: info@mechosystems.com  
W: mechosystems.com

February 13, 2017  
page 27



# UrbanShade® Manual Shade System

## EuroTwill® 6450 Series



Openness  
6450 Series 3%

### Non-Railroded 63 and 98 in. wide shadecloth roll

Brackets: UrbanShade						
Height (in.)	Width (in.)					
	36	48	60	72	84	96
36	\$107	\$117	\$135	\$165	\$184	\$241
48	120	130	149	188	206	262
60	131	143	164	212	231	284
72	142	157	179	236	253	305
84	154	168	196	259	282	☐ ♦ 332
96	165	182	211	283	♦ 305	☐ ♦ 353
108	176	195	227	305	☐ ♦ 341	n/a
120	187	206	243	♦ 330	☐ ♦ 363	n/a
132	222	223	247	☐ ♦ 345	☐ ♦ 380	n/a
144	n/a	224	♦ 264	☐ ♦ 367	☐ ♦ 402	n/a
156	n/a	237	☐ ♦ 278	n/a	n/a	n/a

### Railroded 63 and 98 in. wide shadecloth roll

Brackets: UrbanShade							
Height (in.)	Width (in.)						No. of Seams/Battens
	36	48	60	72	84	96	
53	\$124	\$139	\$157	\$181	\$214	\$243	None
90	156	170	199	240	278	☐ ♦ 308	None
138	188	224	261	☐ ♦ 306	n/a	n/a	1 (94 in. from bottom)

#### Notes

- ♦ These shades will be provided with LiftAssist® Mechanism (LAM).
- ☐ Shades with a width-to-height ratio greater than 1:4 will include stabilizing battens.
- ☐ Battery-Powered Motor unavailable.

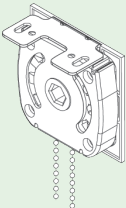
Specifications (including colors) subject to change without notice. Prices shown in U.S. dollars.



MechoSystems  
Corporate Headquarters  
42-03 35th Street  
Long Island City, NY 11101

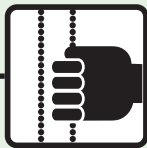
T: +1 (718) 729-2020  
F: +1 (718) 729-2941  
E: info@mechosystems.com  
W: mechosystems.com

February 13, 2017  
page 28



# UrbanShade® Manual Shade System

## SoHo 1100 Series



Openness  
6450 Series 3%

Non-Railroded 98 in. wide shadecloth roll						
Brackets: UrbanShade						
Height (in.)	Width (in.)					
	36	48	60	72	84	98
36	\$105	\$109	\$125	\$159	\$176	\$240
48	117	121	141	183	200	263
60	129	134	155	206	223	287
72	141	145	170	230	247	◆ 321
84	153	157	186	253	◆ 293	n/a
96	164	169	201	276	◆ 316	n/a
108	176	181	216	300	◆ 340	n/a
120	189	193	232	◆ 335	◆ 363	n/a
132	≡ 209	≡ 213	≡ 256	≡ ◆ 367	n/a	n/a

Railroded 98 in. wide shadecloth roll							
Brackets: UrbanShade							
Height (in.)	Width (in.)						No. of Seams/Battens
	36	48	60	72	84	96	
41	\$109	\$129	\$147	\$168	\$200	\$228	None
89	147	173	201	230	◆ 296	◆ 324	None
108	170	205	240	276	n/a	n/a	1 (94 in. from bottom)

### Notes

- ◆ These shades will be provided with LiftAssist® Mechanism (LAM).
- ▣ Shades with a width-to-height ratio greater than 1:4 will include stabilizing battens.
- ≡ Battery-Powered Motor unavailable.

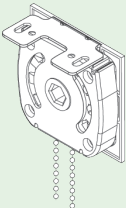
Specifications (including colors) subject to change without notice. Prices shown in U.S. dollars.



MechoSystems  
Corporate Headquarters  
42-03 35th Street  
Long Island City, NY 11101

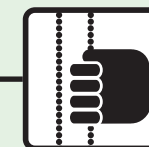
T: +1 (718) 729-2020  
F: +1 (718) 729-2941  
E: info@mechosystems.com  
W: mechosystems.com

February 13, 2017  
page 29



# UrbanShade® Manual Shade System

## SoHo 1600 Series



Openness

6450 Series 3%

### Non-Railroded 98 in. wide shadecloth roll

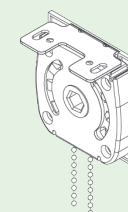
Brackets: UrbanShade

Height (in.)	Width (in.)					
	36	48	60	72	84	98
36	\$103	\$107	\$122	\$156	\$172	\$236
48	114	118	137	177	195	258
60	125	130	152	200	217	281
72	138	142	166	222	240	◆ 314
84	149	153	181	245	◆ 285	n/a
96	160	164	195	267	◆ 307	n/a
108	171	175	209	290	◆ 329	n/a
120	183	187	224	312	◆ 352	n/a
132	203	207	248	◆ 354	◆ 390	n/a
144	n/a	≡ 218	≡ 262	≡ ◆ 376	n/a	n/a

### Railroded 98 in. wide shadecloth roll

Brackets: UrbanShade

Height (in.)	Width (in.)						No. of Seams/Battens
	36	48	60	72	84	96	
41	\$107	\$125	\$144	\$163	\$195	\$222	None
89	143	169	195	222	268	◆ 315	None
108	165	199	233	267	◆ 360	n/a	1 (94 in. from bottom)



Specifications (including colors) subject to change without notice. Prices shown in U.S. dollars.



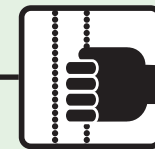
MechoSystems  
Corporate Headquarters  
42-03 35th Street  
Long Island City, NY 11101

T: +1 (718) 729-2020  
F: +1 (718) 729-2941  
E: info@mechosystems.com  
W: mechosystems.com

February 13, 2017  
page 30

# UrbanShade® Manual Shade System

## SoHo 1900 Series



**Openness**

6450 Series 3%

### Non-Railroded 98 in. wide shadecloth roll

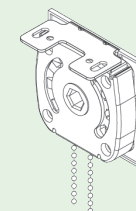
#### Brackets: UrbanShade

Height (in.)	Width (in.)					
	36	48	60	72	84	98
36	\$102	\$106	\$120	\$153	\$169	\$233
48	112	117	135	174	191	254
60	123	128	149	196	213	275
72	135	139	162	217	235	308
84	146	150	176	239	256	◆ 329
96	156	160	191	260	◆ 300	n/a
108	167	171	204	282	◆ 321	n/a
120	179	183	218	303	◆ 343	n/a
132	198	202	241	334	◆ 379	n/a
144	n/a	≡ 213	≡ 255	≡ ◆ 366	n/a	n/a

### Railroded 98 in. wide shadecloth roll

#### Brackets: UrbanShade

Height (in.)	Width (in.)						No. of Seams/Battens
	36	48	60	72	84	96	
41	\$106	\$123	\$141	\$160	\$191	\$218	None
89	141	166	191	218	262	◆ 308	None
108	162	195	226	260	◆ 353	n/a	1 (94 in. from bottom)



Specifications (including colors) subject to change without notice. Prices shown in U.S. dollars.



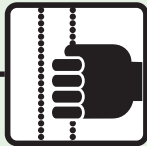
MechoSystems  
Corporate Headquarters  
42-03 35th Street  
Long Island City, NY 11101

T: +1 (718) 729-2020  
F: +1 (718) 729-2941  
E: info@mechosystems.com  
W: mechosystems.com

February 13, 2017  
page 31

UrbanShade® Manual Shade System

Options: Room-Darkening Side Channels with Base, Brush-and-Insert Guides



**Notes**

Optional Room-Darkening Side Channels "Cut to size": When channels are ordered as part of a fabricated shade, the channels are cut to the opening height, not the finished size. Your installer will need to re-cut the channels to the finished size.

⦿ UrbanShade with opening over 96 in. high require 2-1/2 in. Electro® Channels as noted.

Non-Railroaded and Railroaded	
Brackets: UrbanShade	
Height (in.)	
36	\$44
48	52
60	63
62	64
72	72
74	76
78	77
84	82
87	86
90	88
96	91
98	⦿ 124
108	⦿ 139
114	⦿ 151
120	⦿ 153
132	⦿ 166
141	⦿ 172
144	⦿ 181
156	⦿ 193
168	⦿ 266
>168	⦿ 266

Specifications (including colors) subject to change without notice. Prices shown in U.S. dollars.

# UrbanShade® Manual Shade System

## Options: Miscellaneous

### Fascia Add-On\*: Available for Chain or Battery

Item/Width (in.)	36	48	60	72	84	96
Painted Fascia—Square	\$8	\$12	\$14	\$16	\$20	\$22
Painted Fascia—Radius	8	12	14	16	20	22
Shadecloth-Wrapped Fascia—Square	21	27	29	31	34	36
Shadecloth-Wrapped Fascia—Radius	21	27	29	31	34	36

### Cassette Upgrade with Accessories\*\*: Available for Chain or Battery

Item/Width (in.)	36	48	60	72	84	96
With Painted Fascia	\$24	\$32	\$36	\$42	\$48	\$53
With Shadecloth-Wrapped Fascia	39	45	49	57	62	68
Qty. of Cassette Spring Clips Included	2	2	2	3	3	4
Add for Wall Mounting <sup>1</sup>	14	14	14	21	21	28

### Chain-Operated UrbanShade Accessories\*\*

Item	Stock Number	Packaging Min. Qty.	Unit Price
Spring-Loaded Tension Pulley	A110_A	25	\$3
Extension Wall-Mount Bracket <sup>2</sup>	MWBX SV32 ST ZP	24	1

### Battery-Powered Shade Accessories

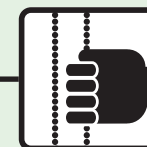
Item	Stock Number	Unit Price
RTS (RF) 1 Channel Transmitter	EIRC 0632 RA TR	\$81
RTS (RF) 4 Channel Transmitter	EIRC 0633 RA TR	105
Extension Wall-Mount Bracket <sup>3</sup>	MWBX SV32 ST ZP	1

<sup>1</sup> Required to wall mount chain-or battery-powered cassette.

<sup>2</sup> Allows for wall-mount shade to have 1 in. clearance from wall.

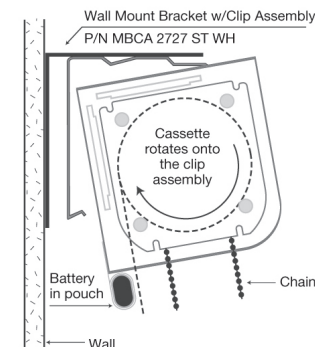
<sup>3</sup> Required to wall mount battery-powered UrbanShade

**RTS Battery-Powered MotorPak:** 12-volt battery-powered motor with 12-volt reloadable battery tube and RTS receiver: \$329 (add to shade price). Batteries not included. RTS transmitter required for operation.

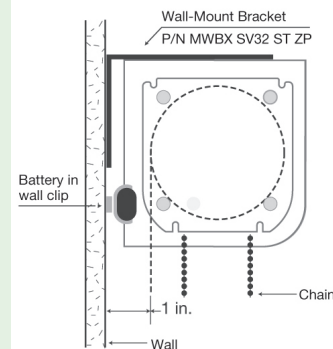


### Both Battery- and Chain-Operated References

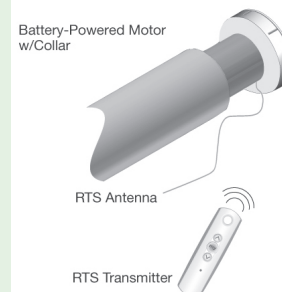
#### Cassette Wall Angle w/Clip Assembly <sup>1</sup>



#### Extension Wall-Mount Bracket <sup>2, 3</sup>



#### Battery-Powered RTS Shade System<sup>†</sup>



Specifications (including colors) subject to change without notice. Prices shown in U.S. dollars.

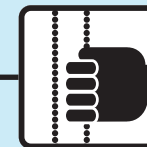


MechoSystems  
Corporate Headquarters  
42-03 35th Street  
Long Island City, NY 11101

T: +1 (718) 729-2020  
F: +1 (718) 729-2941  
E: info@mechosystems.com  
W: mechosystems.com

February 13, 2017  
page 33

# MechoShade® Manual Shade System



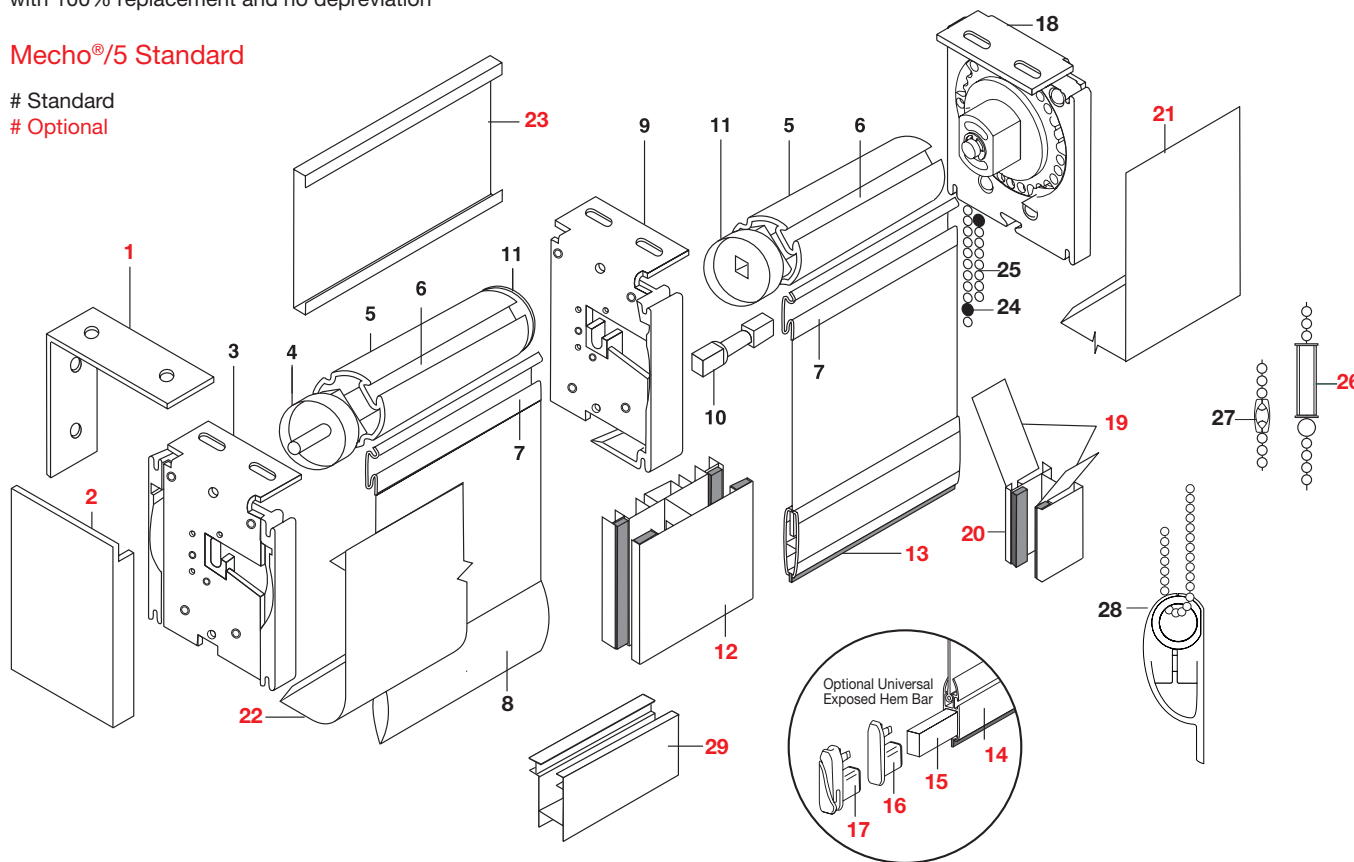
MechoShade is the original manual chain-driven heavy-duty hardware system. MechoShade is the only hardware system that provides a Lifetime Limited Warranty\* on the new Mecho®/5 system, or a 10-Year Limited Warranty\* on the Mecho SlimLine® system, with 100% replacement and no depreciation

over the life of the warranty. The Mecho®/5 system is available in four bracket sizes: SlimLine®, Standard (shown below), Pocket Extended and Extended.

For DoubleShades Upgrade, see pages 115-125.

## Mecho®/5 Standard

# Standard  
# Optional



Note: Please see page A7 for important considerations when ordering shades.

Shade Prices include: One pair of either Mecho®/5 Wide, Mecho®/5 Pocket, Mecho®/5 Extended brackets, or Mecho SlimLine® brackets, with chain, shadecloth with shadecloth-covered hem bar, SnapLoc® spline and appropriate size SnapLoc® tube and a child-safe chain retainer. Railroaded shades have fabric turned width for height. For shades over 10 pounds, the use of the optional LiftAssist® Mechanism® (LAM) is included. Mecho®/5 Wide brackets will be shipped unless SlimLine®, Extended, or Pocket brackets are specifically ordered or otherwise noted.

Specifications (including colors) subject to change without notice. Prices shown in U.S. dollars.



MechoSystems  
Corporate Headquarters  
42-03 35th Street  
Long Island City, NY 11101

T: +1 (718) 729-2020  
F: +1 (718) 729-2941  
E: info@mechosystems.com  
W: mechosystems.com

February 13, 2017  
page 34

## Parts

1. Wall-mount angle
2. Fascia end caps
3. Idle-end bracket
4. Tube Plug (idle-end)
5. SnapLoc tube
6. SnapLoc spline mounting channel
7. SnapLoc spline
8. Hem bar (standard cloth covered)
9. Center support bracket
10. Tube connector ("Dog Bone")
11. Tube plug (Center support)
12. Room-Darkening center channel (double)
13. Exposed hem bar with light seal
14. Universal exposed hem bar
15. Optional weight
16. Finial—Standard
17. Finial—For use with Guide Cables
18. Mecho/5 Drive-end bracket
19. Room-Darkening shadecloth guides (pair)
20. Room-Darkening Side Channel (single)
21. SnapLoc Regular-Roll fascia
22. SnapLoc Radius-Roll fascia
23. SnapLoc Radius-Reverse-Roll fascia
24. Upper and lower bead chain stops
25. Drive chain (stainless-steel bead chain)
26. Heavy-duty bumper
27. Bead Chain Connector
28. Single-piece chain retainer
29. Room-Darkening sill channel (single)



# MechoShade® Manual Shade System

## Equinox (Blackout) 0100 Series

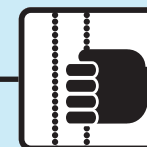
### Non-Railroaded 98 in. wide shadecloth roll

#### Brackets: Mecho®/5 Wide or Mecho SlimLine®

Height (in.)	Width (in.)					
	36	48	60	72	84	96
36	\$191	\$196	\$264	\$282	\$315	\$352
48	210	214	299	321	352	385
60	227	232	339	353	388	421
72	245	250	380	389	421	454
84	264	268	422	429	457	491
96	281	286	463	471	508	562
108	○ 301	○ 310	○ 505	○ 512	○ 551	○ 603
120	○ 322	○ 327	○ 546	○ 554	○ 587	○ 645
132	○ 358	○ 364	○ 602	○ 610	○ 647	○ 721
144	□ ○ 426	○ 385	○ 644	○ 651	○ 687	n/a
156	□ ○ 449	○ 407	○ 684	○ 693	○ 738	n/a
168	n/a	○ 428	○ 726	○ 733	◆ ○ 779	n/a
180	n/a	○ 449	○ 768	○ 786	◆ ○ 821	n/a

#### Brackets: Mecho®/5 Extended or Pocket

144	n/a	n/a	n/a	n/a	n/a	◆ ○ 762
156	n/a	n/a	n/a	n/a	n/a	◆ ○ 799
168	□ ○ 471	n/a	n/a	n/a	n/a	◆ ○ 842
180	□ ○ 496	n/a	n/a	n/a	n/a	◆ ○ 880



#### Transparency

0100 Series 0%  
(opaque)

#### Notes

- ◆ These shades will be provided with LiftAssist® Mechanism (LAM).
- This size SlimLine bracket will not accept fascia. If fascia is needed, use wide brackets.
- Shades with a width-to-height ratio greater than 1:4 will include stabilizing battens.

E Use ElectroShade®.

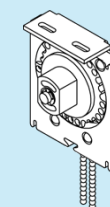
Specifications (including colors) subject to change without notice. Prices shown in U.S. dollars.



MechoSystems  
Corporate Headquarters  
42-03 35th Street  
Long Island City, NY 11101

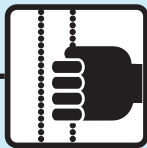
T: +1 (718) 729-2020  
F: +1 (718) 729-2941  
E: info@mechosystems.com  
W: mechosystems.com

February 13, 2017  
page 35



# MechoShade® Manual Shade System

## Equinox (Blackout) 0100 Series



### Transparency

0100 Series 0%  
(opaque)

### Notes

- ◆ These shades will be provided with LiftAssist® Mechanism (LAM).
- This size SlimLine bracket will not accept fascia. If fascia is needed, use wide brackets.
- ▣ Shades with a width-to-height ratio greater than 1:4 will include stabilizing battens.

E Use ElectroShade®.

Railroaded 98 in. wide shadecloth roll									
Brackets: Mecho ®/5 Wide or Mecho SlimLine ®									
Height (in.)	Width (in.)								No. of Seams/Battens
	36	48	60	72	84	96	108	120	
87	\$243	\$288	\$334	\$380	\$458	\$504	\$661	\$714	None
132	○ 322	○ 389	○ 453	○ 520	○ 660	n/a	n/a	n/a	1 (94 in. from bottom)
182	○ 435	○ 519	○ 605	○ 701	n/a	n/a	n/a	n/a	1 (94 in. from bottom)
Brackets: Mecho ®/5 Extended or Pocket									
132	n/a	n/a	n/a	n/a	n/a	◆ ○ 788	◆ ○ 912	◆ ○ 985	1 (94 in. from bottom)
182	n/a	n/a	n/a	n/a	◆ ○ 878	◆ ○ 1,022	◆ ○ 1,165	◆ ○ 1,247	1 (94 in. from bottom)
219	○ 540	○ 583	○ 682	◆ ○ 843	◆ ○ 1,093	◆ ○ 1,207	E	E	2 (1 every 94 in. from bottom)

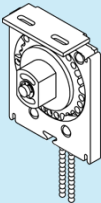
Specifications (including colors) subject to change without notice. Prices shown in U.S. dollars.



MechoSystems  
Corporate Headquarters  
42-03 35th Street  
Long Island City, NY 11101

T: +1 (718) 729-2020  
F: +1 (718) 729-2941  
E: info@mechosystems.com  
W: mechosystems.com

February 13, 2017  
page 36



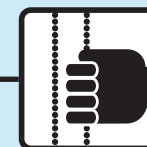
# MechoShade® Manual Shade System

## Midnite® (Blackout) 0200 Series

### Non-Railroaded 126 in. wide shadecloth roll

Brackets: Mecho®/5 Wide or Mecho SlimLine®

Height (in.)	Width (in.)							
	36	48	60	72	84	96	108	126
36	\$152	\$185	\$190	\$283	\$307	\$313	\$365	\$435
48	168	210	215	332	355	360	476	481
60	185	234	240	377	404	409	524	529
72	201	258	263	425	452	457	573	578
84	219	284	289	473	499	504	621	626
96	236	307	313	521	548	553	668	673
108	252	334	339	569	594	600	716	721
120	268	356	362	617	642	705	764	769
132	299	395	400	678	714	776	836	842
144	□ ○ 359	○ 420	○ 425	○ 727	○ 763	○ 823	◆ ○ 891	◆ ○ 897
156	□ ○ 375	○ 445	○ 451	○ 774	○ 809	○ 873	◆ ○ 939	◆ ○ 945
168	□ ○ 393	○ 469	○ 474	○ 821	○ 857	◆ ○ 929	◆ ○ 987	◆ ○ 992
180	□ ○ 410	○ 494	○ 499	○ 871	○ 905	◆ ○ 976	◆ ○ 1,035	◆ ○ 1,041



#### Transparency

0200 Series 0%  
(opaque)

#### Notes

- ◆ These shades will be provided with LiftAssist® Mechanism (LAM).
- This size SlimLine bracket will not accept fascia. If fascia is needed, use wide brackets.
- Shades with a width-to-height ratio greater than 1:4 will include stabilizing battens.

E Use ElectroShade®.

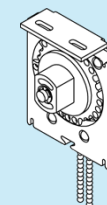
Specifications (including colors) subject to change without notice. Prices shown in U.S. dollars.



MechoSystems  
Corporate Headquarters  
42-03 35th Street  
Long Island City, NY 11101

T: +1 (718) 729-2020  
F: +1 (718) 729-2941  
E: info@mechosystems.com  
W: mechosystems.com

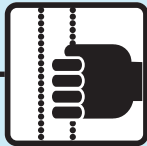
February 13, 2017  
page 37



# MechoShade® Manual Shade System

## Midnite® (Blackout) 0200 Series

Railroaded 126 in. wide shadecloth roll									
Brackets: Mecho ®/5 Wide or Mecho SlimLine ®									
Height (in.)	Width (in.)								No. of Seams/Battens
	36	48	60	72	84	96	108	120	
53	\$166	\$196	\$225	\$256	\$304	\$335	\$467	\$503	None
114	○ 261	○ 314	○ 368	○ 423	○ 505	○ 558	○ 716	○ 775	None
175	○ 353	○ 430	○ 507	○ 587	n/a	n/a	n/a	n/a	1 (122 in. from bottom)
Brackets: Mecho ®/5 Extended or Pocket									
175	n/a	n/a	n/a	n/a	◆ ○ 784	◆ ○ 869	◆ ○ 999	◆ ○ 1,083	1 (122 in. from bottom)



### Transparency

0200 Series 0%  
(opaque)

### Notes

- ◆ These shades will be provided with LiftAssist® Mechanism (LAM).
- This size SlimLine bracket will not accept fascia. If fascia is needed, use wide brackets.
- ▣ Shades with a width-to-height ratio greater than 1:4 will include stabilizing battens.

E Use ElectroShade®.

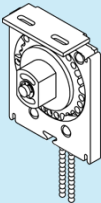
Specifications (including colors) subject to change without notice. Prices shown in U.S. dollars.



MechoSystems  
Corporate Headquarters  
42-03 35th Street  
Long Island City, NY 11101

T: +1 (718) 729-2020  
F: +1 (718) 729-2941  
E: info@mechosystems.com  
W: mechosystems.com

February 13, 2017  
page 38



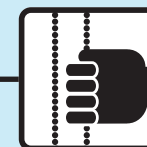
# MechoShade® Manual Shade System

## Chelsea (Blackout) 0250 Series

### Non-Railroded 118 in. wide shadecloth roll

Brackets: Mecho®/5 Wide or Mecho SlimLine®

Height (in.)	Width (in.)							
	36	48	60	72	84	96	108	118
36	\$104	\$122	\$128	\$172	\$191	\$196	\$247	\$316
48	113	135	140	195	213	218	328	338
60	121	146	151	217	236	241	351	360
72	130	158	163	240	258	263	372	383
84	138	169	174	262	279	285	○ 395	○ 405
96	146	182	187	284	302	307	○ 417	○ 427
108	154	193	198	306	324	329	○ 440	○ 449
120	162	205	210	328	347	352	○ 462	◆ ○ 479
132	180	225	231	360	385	○ 443	◆ ○ 508	◆ ○ 517
144	□ ○ 217	○ 238	○ 243	○ 381	○ 407	○ 465	◆ ○ 529	◆ ○ 540
156	□ ○ 225	○ 249	○ 254	○ 404	○ 428	◆ ○ 495	◆ ○ 552	◆ ○ 562
168	□ ○ 234	○ 261	○ 266	○ 426	○ 451	◆ ○ 517	◆ ○ 574	◆ ○ 584
180	□ ○ 242	○ 272	○ 277	○ 449	◆ ○ 528	◆ ○ 540	◆ ○ 597	◆ ○ 606



#### Transparency

0200 Series 0%  
(opaque)

#### Notes

- ◆ These shades will be provided with LiftAssist® Mechanism (LAM).
- This size SlimLine bracket will not accept fascia. If fascia is needed, use wide brackets.
- Shades with a width-to-height ratio greater than 1:4 will include stabilizing battens.

E Use ElectroShade®.

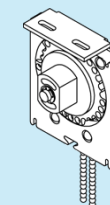
Specifications (including colors) subject to change without notice. Prices shown in U.S. dollars.



MechoSystems  
Corporate Headquarters  
42-03 35th Street  
Long Island City, NY 11101

T: +1 (718) 729-2020  
F: +1 (718) 729-2941  
E: info@mechosystems.com  
W: mechosystems.com

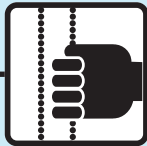
February 13, 2017  
page 39



# MechoShade® Manual Shade System

## Chelsea (Blackout) 0250 Series

Railroaded 126 in. wide shadecloth roll									
Brackets: Mecho ®/5 Wide or Mecho SlimLine ®									
Height (in.)	Width (in.)								No. of Seams/Battens
	36	48	60	72	84	96	108	120	
53	\$166	\$196	\$225	\$256	\$304	\$335	\$467	\$503	None
114	○ 261	○ 314	○ 368	○ 423	○ 505	○ 558	○ 716	○ 775	None
175	○ 353	○ 430	○ 507	○ 587	n/a	n/a	n/a	n/a	1 (122 in. from bottom)
Brackets: Mecho ®/5 Extended or Pocket									
175	n/a	n/a	n/a	n/a	◆ ○ 784	◆ ○ 869	◆ ○ 999	◆ ○ 1,083	1 (122 in. from bottom)



### Transparency

0200 Series 0%  
(opaque)

### Notes

- ◆ These shades will be provided with LiftAssist® Mechanism (LAM).
- This size SlimLine bracket will not accept fascia. If fascia is needed, use wide brackets.
- ▣ Shades with a width-to-height ratio greater than 1:4 will include stabilizing battens.

E Use ElectroShade®.

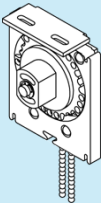
Specifications (including colors) subject to change without notice. Prices shown in U.S. dollars.



MechoSystems  
Corporate Headquarters  
42-03 35th Street  
Long Island City, NY 11101

T: +1 (718) 729-2020  
F: +1 (718) 729-2941  
E: info@mechosystems.com  
W: mechosystems.com

February 13, 2017  
page 40



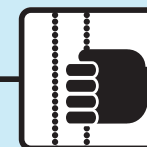
# MechoShade® Manual Shade System

## Classic Blackout 0700 Series

### Non-Railroaded 72 in. wide shadecloth roll

Brackets: Mecho®/5 Wide or Mecho SlimLine®

Height (in.)	Width (in.)			
	36	48	60	72
36	\$99	\$119	\$126	\$132
48	105	128	133	140
60	112	137	142	149
72	117	146	152	158
84	122	156	161	168
96	129	166	171	177
108	134	175	181	187
120	139	185	190	213
132	149	203	209	225
144	☐ ● 185	● 214	● 219	● 240
156	☐ ● 190	● 224	● 242	● 250
168	☐ ● 200	● 234	● 254	● 262
180	☐ ● 206	● 244	● 266	● 284



#### Transparency

0700 Series 0%  
(opaque)

#### Notes

- ◆ These shades will be provided with LiftAssist® Mechanism (LAM).
- This size SlimLine bracket will not accept fascia. If fascia is needed, use wide brackets.
- ☐ Shades with a width-to-height ratio greater than 1:4 will include stabilizing battens.

E Use ElectroShade®.

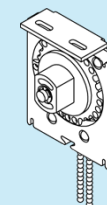
Specifications (including colors) subject to change without notice. Prices shown in U.S. dollars.



MechoSystems  
Corporate Headquarters  
42-03 35th Street  
Long Island City, NY 11101

T: +1 (718) 729-2020  
F: +1 (718) 729-2941  
E: info@mechosystems.com  
W: mechosystems.com

February 13, 2017  
page 41



# MechoShade® Manual Shade System

## Classic Blackout 0700 Series

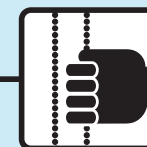
### Railroaded 72 in. wide shadecloth roll

Brackets: Mecho®/5 Wide or Mecho SlimLine®

Height (in.)	Width (in.)								No. of Seams/Battens
	36	48	60	72	84	96	108	120	
61	\$117	\$131	\$144	\$157	\$185	\$199	\$323	\$344	None
94.5	151	168	186	204	262	323	396	◆ 429	1 (68 in. from bottom)
130	168	189	213	243	308	◆ 395	◆ 470	◆ 500	1 (68 in. from bottom)
162.5	201	228	268	294	◆ 383	n/a	n/a	n/a	2 (1 every 68 in. from bottom)
199	○ 231	○ 272	○ 301	◆ ○ 376	n/a	n/a	n/a	n/a	2 (1 every 68 in. from bottom)

Brackets: Mecho®/5 Extended or Pocket

162.5	n/a	n/a	n/a	n/a	n/a	◆ 461	◆ 544	◆ 573	2 (1 every 68 in. from bottom)
-------	-----	-----	-----	-----	-----	-------	-------	-------	--------------------------------



#### Transparency

0700 Series 0%  
(opaque)

#### Notes

- ◆ These shades will be provided with LiftAssist® Mechanism (LAM).
- This size SlimLine bracket will not accept fascia. If fascia is needed, use wide brackets.
- ▣ Shades with a width-to-height ratio greater than 1:4 will include stabilizing battens.

E Use ElectroShade®.

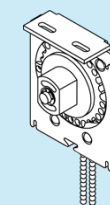
Specifications (including colors) subject to change without notice. Prices shown in U.S. dollars.



MechoSystems  
Corporate Headquarters  
42-03 35th Street  
Long Island City, NY 11101

T: +1 (718) 729-2020  
F: +1 (718) 729-2941  
E: info@mechosystems.com  
W: mechosystems.com

February 13, 2017  
page 42





# MechoShade® Manual Shade System

## Distinctive (Blackout) 0800 Series

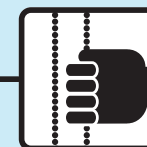
### Non-Railroaded 96 in. wide shadecloth roll

#### Brackets: Mecho®/5 Wide or Mecho SlimLine®

Height (in.)	Width (in.)					
	36	48	60	72	84	96
36	\$131	\$136	\$195	\$201	\$219	\$224
48	147	152	226	232	250	255
60	163	168	257	263	281	286
72	179	184	288	294	311	316
84	195	200	318	325	342	○ ◆ 407
96	○ 211	○ 216	○ 349	○ 356	○ ◆ 381	○ ◆ 438
108	○ 227	○ 232	○ 380	○ 387	○ ◆ 412	○ ◆ 469
120	○ 243	○ 248	○ 411	○ ◆ 425	○ ◆ 443	○ ◆ 499
132	□ ○ 268	○ 273	○ 451	○ ◆ 465	○ ◆ 489	○ ◆ 545
144	□ ○ 313	○ 289	○ ◆ 489	○ ◆ 496	○ ◆ 520	n/a
156	n/a	○ 305	○ ◆ 520	○ ◆ 527	○ ◆ 550	n/a
168	n/a	○ 321	○ ◆ 551	○ ◆ 558	n/a	n/a

#### Brackets: Mecho®/5 Extended or Pocket

144	n/a	n/a	n/a	n/a	n/a	○ ◆ 573
156	□ ○ 334	n/a	n/a	n/a	n/a	○ ◆ 604
168	□ ○ 350	n/a	n/a	n/a	○ ◆ 623	○ ◆ 635
180	□ ○ 366	○ 341	○ ◆ 579	○ ◆ 585	○ ◆ 654	E



#### Transparency

0800 Series 0%  
(opaque)

#### Notes

- ◆ These shades will be provided with LiftAssist® Mechanism (LAM).
- This size SlimLine bracket will not accept fascia. If fascia is needed, use wide brackets.
- Shades with a width-to-height ratio greater than 1:4 will include stabilizing battens.

E Use ElectroShade®.

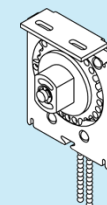
Specifications (including colors) subject to change without notice. Prices shown in U.S. dollars.



MechoSystems  
Corporate Headquarters  
42-03 35th Street  
Long Island City, NY 11101

T: +1 (718) 729-2020  
F: +1 (718) 729-2941  
E: info@mechosystems.com  
W: mechosystems.com

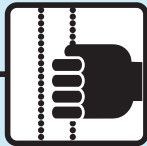
February 13, 2017  
page 43



# MechoShade® Manual Shade System

## Distinctive (Blackout) 0800 Series

Railroaded 96 in. wide shadecloth roll									
Brackets: Mecho®/5 Wide or Mecho SlimLine®									
Height (in.)	Width (in.)								
	36	48	60	72	84	96	108	120	No. of Seams/Battens
85	\$181	\$215	\$250	\$286	\$339	◆ \$431	◆ \$516	◆ \$556	None
127	○ 238	○ 288	○ 337	◆ 396	◆ 490	n/a	n/a	n/a	1 (92 in. from bottom)
170	○ 287	○ 351	◆ 423	◆ 489	n/a	n/a	n/a	n/a	1 (92 in. from bottom)
Brackets: Mecho®/5 Extended or Pocket									
127	n/a	n/a	n/a	n/a	n/a	◆ 588	◆ 688	E	1 (92 in. from bottom)
170	n/a	n/a	n/a	n/a	◆ 597	◆ 711	E	E	1 (92 in. from bottom)



### Transparency

0800 Series 0%  
(opaque)

### Notes

- ◆ These shades will be provided with LiftAssist® Mechanism (LAM).
- This size SlimLine bracket will not accept fascia. If fascia is needed, use wide brackets.
- ▣ Shades with a width-to-height ratio greater than 1:4 will include stabilizing battens.

E Use ElectroShade®.

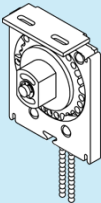
Specifications (including colors) subject to change without notice. Prices shown in U.S. dollars.



MechoSystems  
Corporate Headquarters  
42-03 35th Street  
Long Island City, NY 11101

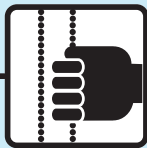
T: +1 (718) 729-2020  
F: +1 (718) 729-2941  
E: info@mechosystems.com  
W: mechosystems.com

February 13, 2017  
page 44



# MechoShade® Manual Shade System

## AcoustiVeil® 0890 Series



Openness  
0890 Series 0-1%

### Non-Railroaded 86 in. wide shadecloth roll

Brackets: Mecho®/5 Wide or Mecho SlimLine®

Height (in.)	Width (in.)				
	36	48	60	72	86
36	\$164	\$246	\$252	\$259	\$283
48	187	289	295	301	325
60	210	332	338	344	368
72	232	373	378	387	410
84	253	417	422	429	453
96	274	459	464	471	496
108	○ 297	○ 501	○ 506	○ 514	○ 539
120	○ 320	○ 545	○ 550	○ 556	○ 580
132	○ 352	○ 598	○ 604	○ 610	○ 643
144	□ ○ 416	○ 641	○ 647	○ 654	○ 685
156	□ ○ 432	○ 676	○ 681	○ 689	○ 720
168	□ ○ 454	○ 718	○ 723	○ 730	○ 762
180	n/a	○ 760	○ 765	○ 773	○ 805

Brackets: Mecho®/5 Extended or Pocket

180	□ ○ 479	n/a	n/a	n/a	n/a
-----	---------	-----	-----	-----	-----

#### Notes

- ◆ These shades will be provided with LiftAssist® Mechanism (LAM).
- This size SlimLine bracket will not accept fascia. If fascia is needed, use wide brackets.
- Shades with a width-to-height ratio greater than 1:4 will include stabilizing battens.

E Use ElectroShade®.

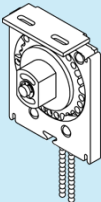
Specifications (including colors) subject to change without notice. Prices shown in U.S. dollars.



MechoSystems  
Corporate Headquarters  
42-03 35th Street  
Long Island City, NY 11101

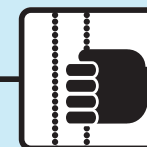
T: +1 (718) 729-2020  
F: +1 (718) 729-2941  
E: info@mechosystems.com  
W: mechosystems.com

February 13, 2017  
page 45



# MechoShade® Manual Shade System

## AcustiVeil 0890 Series



Openness

0890 Series 0-1%

### Railroaded 86 in. wide shadecloth roll

Brackets: Mecho®/5 Wide or Mecho SlimLine®

Height (in.)	Width (in.)								No. of Seams/Battens
	36	48	60	72	84	96	108	120	
74	○ \$230	○ \$276	○ \$322	○ \$369	○ \$443	○ \$489	○ \$643	○ \$696	None
114	○ 295	○ 362	○ 428	○ 497	○ 615	○ 681	○ 860	○ 932	1 (82 in. from bottom)
156	○ 387	○ 473	○ 561	○ 649	n/a	n/a	n/a	n/a	1 (82 in. from bottom)
197	○ 475	○ 583	○ 691	○ 800	n/a	n/a	n/a	n/a	2 (1 every 82 in. from bottom)
Brackets: Mecho®/5 Extended or Pocket									
156	n/a	n/a	n/a	n/a	○ 810	○ 898	○ 1,094	◆ ○ 1,191	1 (82 in. from bottom)
197	n/a	n/a	n/a	n/a	○ 1,016	◆ ○ 1,180	◆ ○ 1,344	◆ ○ 1,461	2 (1 every 82 in. from bottom)

#### Notes

- ◆ These shades will be provided with LiftAssist® Mechanism (LAM).
- This size SlimLine bracket will not accept fascia. If fascia is needed, use wide brackets.
- ▣ Shades with a width-to-height ratio greater than 1:4 will include stabilizing battens.

E Use ElectroShade®.

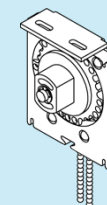
Specifications (including colors) subject to change without notice. Prices shown in U.S. dollars.



MechoSystems  
Corporate Headquarters  
42-03 35th Street  
Long Island City, NY 11101

T: +1 (718) 729-2020  
F: +1 (718) 729-2941  
E: info@mechosystems.com  
W: mechosystems.com

February 13, 2017  
page 46



# MechoShade® Manual Shade System

## ThermoVeil® 1000 and 1300 Series

### Non-Railroaded 63, 96, and SuperWide 126 (1300 Series) in. wide shadecloth roll

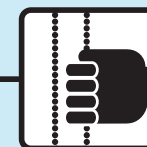
#### Brackets: Mecho ®/5 Wide or Mecho SlimLine ®

Height (in.)	Width (in.)							
	36	48	60	72	84	96	108*	126*
36	\$123	\$128	\$145	\$180	\$199	\$204	\$284	\$321
48	135	140	161	204	223	228	337	346
60	146	152	177	228	248	253	363	373
72	○ 159	○ 164	○ 194	○ 253	○ 271	○ 277	○ 390	○ 399
84	○ 172	○ 177	○ 210	○ 277	○ 296	○ 333	○ 418	○ 429
96	○ 185	○ 190	○ 226	○ 301	○ 320	○ 383	◆ ○ 444	◆ ○ 455
108	○ 198	○ 203	○ 243	○ 326	○ 344	n/a	n/a	n/a
120	○ 211	○ 216	○ 259	○ 349	○ 369	n/a	n/a	n/a
132	○ 233	○ 238	○ 285	○ 383	◆ ○ 417	n/a	n/a	n/a

#### Brackets: Mecho ®/5 Extended or Pocket

108	n/a	n/a	n/a	n/a	n/a	◆ ○ 408	◆ ○ 481	◆ ○ 515
120	n/a	n/a	n/a	n/a	n/a	◆ ○ 432	◆ ○ 525	◆ ○ 544
132	n/a	n/a	n/a	n/a	n/a	◆ ○ 472	◆ ○ 668	◆ ○ 673
144	□ ○ 281	○ 255	○ 305	○ 411	◆ ○ 438	◆ ○ 497	◆ ○ 704	n/a
156	□ ○ 293	○ 267	○ 322	◆ ○ 437	◆ ○ 462	◆ ○ 521	◆ ○ 738	n/a
168	□ ○ 305	○ 281	○ 340	◆ ○ 459	◆ ○ 485	◆ ○ 546	◆ ○ 773	E
180	□ ○ 318	○ 293	○ 355	◆ ○ 525	◆ ○ 544	◆ ○ 569	◆ ○ 808	E

\*Applicable to SuperWide 126 in. 1300 Series shadecloths only.



#### Openness

1000 Series 2-3%  
1300 Series 5%

#### Notes

- ◆ These shades will be provided with LiftAssist® Mechanism (LAM).
- This size SlimLine bracket will not accept fascia. If fascia is needed, use wide brackets.
- Shades with a width-to-height ratio greater than 1:4 will include stabilizing battens.

E Use ElectroShade®.

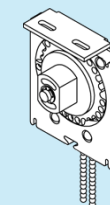
Specifications (including colors) subject to change without notice. Prices shown in U.S. dollars.



MechoSystems  
Corporate Headquarters  
42-03 35th Street  
Long Island City, NY 11101

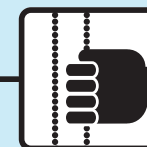
T: +1 (718) 729-2020  
F: +1 (718) 729-2941  
E: info@mechosystems.com  
W: mechosystems.com

February 13, 2017  
page 47



# MechoShade® Manual Shade System

## ThermoVeil® 1000, and 1300 Series



### Openness

1000 Series 2-3%  
1300 Series 5%

### Notes

- ◆ These shades will be provided with LiftAssist® Mechanism (LAM).
  - This size SlimLine bracket will not accept fascia. If fascia is needed, use wide brackets.
  - ▣ Shades with a width-to-height ratio greater than 1:4 will include stabilizing battens.
- E Use ElectroShade®.

### Railroaded 63 and 96 in. wide shadecloth roll

#### Brackets: Mecho®/5 Wide or Mecho SlimLine®

Height (in.)	Width (in.)								No. of Seams/Battens
	36	48	60	72	84	96	108	120	
52	\$130	\$149	\$169	\$191	\$226	\$246	\$374	\$402	None
85	156	184	212	243	283	365	449	◆ 492	None
114.5	188	224	262	296	◆ 376	n/a	n/a	n/a	1 (92 in. from bottom)
130.5	216	255	295	334	n/a	n/a	n/a	n/a	1 (92 in. from bottom)

#### Brackets: Mecho®/5 Extended or Pocket

114.5	n/a	n/a	n/a	n/a	n/a	◆ 464	◆ 552	◆ 593	1 (92 in. from bottom)
130.5	n/a	n/a	n/a	n/a	◆ 430	◆ 525	◆ 620	◆ 666	1 (92 in. from bottom)
178	255	305	357	◆ 409	◆ 553	◆ 609	E	E	1 (92 in. from bottom)

### Railroaded SuperWide 126 in. wide shadecloth roll

#### Brackets: Mecho®/5 Wide or Mecho SlimLine®

Height (in.)	Width (in.)								No. of Seams/Battens
	36	48	60	72	84	96	108	126	
114.5	\$191	\$232	\$270	\$312	\$365	n/a	n/a	n/a	None

#### Brackets: Mecho®/5 Extended or Pocket

114.5	n/a	n/a	n/a	n/a	n/a	◆ 464	◆ 558	◆ 613	None
158	○ 256	○ 307	○ 358	◆ ○ 412	◆ ○ 524	◆ ○ 609	◆ ○ 678	E	1 (122 in. from bottom)
175.5	275	334	389	◆ 449	◆ 600	◆ 665	E	E	1 (122 in. from bottom)

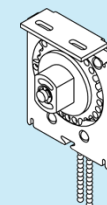
Specifications (including colors) subject to change without notice. Prices shown in U.S. dollars.



MechoSystems  
Corporate Headquarters  
42-03 35th Street  
Long Island City, NY 11101

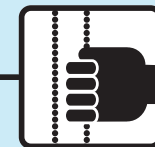
T: +1 (718) 729-2020  
F: +1 (718) 729-2941  
E: info@mechosystems.com  
W: mechosystems.com

February 13, 2017  
page 48



# MechoShade® Manual Shade System

## EcoVeil® 1350 Series



**Openness**  
1350 Series 5%

### Non-Railroded 96 in. wide shadecloth roll

#### Brackets: Mecho®/5 Wide or Mecho SlimLine®

Height (in.)	Width (in.)					
	36	48	60	72	84	96
36	\$168	\$176	\$216	\$258	\$286	\$292
48	183	197	240	297	324	330
60	197	217	264	337	363	368
72	○ 212	○ 238	○ 287	○ 375	○ 403	○ 408
84	○ 225	○ 256	○ 311	○ 413	○ 440	○ 447
96	○ 240	○ 277	○ 334	○ 452	○ 479	○ 495
108	○ 253	○ 297	○ 357	○ 492	○ 518	○ 523
120	○ 267	○ 316	○ 380	○ 529	○ 557	○ 569
132	○ 327	○ 353	○ 460	○ 584	○ 622	○ 628

#### Brackets: Mecho®/5 Extended or Pocket

144	□ ○ 412	○ 378	○ 494	○ 626	○ 665	○ 731
156	□ ○ 428	○ 398	○ 519	○ 665	○ 704	○ 769
168	□ ○ 444	○ 417	○ 545	○ 705	○ 742	○ 809
180	□ ○ 459	○ 438	○ 570	○ 738	○ 780	◆ ○ 848

### Universal Exposed Hem Bar required for EcoVeil

Width (in.)								
	36	48	60	72	84	96	108	120
Price	\$7	\$9	\$11	\$13	\$14	\$16	\$18	\$20

Add these prices to the above grid.

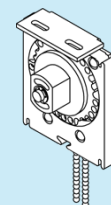
Specifications (including colors) subject to change without notice. Prices shown in U.S. dollars.



MechoSystems  
Corporate Headquarters  
42-03 35th Street  
Long Island City, NY 11101

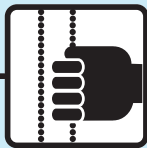
T: +1 (718) 729-2020  
F: +1 (718) 729-2941  
E: info@mechosystems.com  
W: mechosystems.com

February 13, 2017  
page 49



# MechoShade® Manual Shade System

## EcoVeil® 1350 Series



Openness  
1350 Series 5%

### Railroaded 96 in. wide shadecloth roll

Brackets: Mecho®/5 Wide or Mecho SlimLine®

Height (in.)	Width (in.)								No. of Seams/Battens
	36	48	60	72	84	96	108	120	
41	\$159	\$184	\$208	\$236	\$279	\$305	\$379	\$475	None
85	218	259	298	340	404	445	610	657	None
120	○ 275	○ 327	○ 378	○ 431	n/a	n/a	n/a	n/a	1 (92 in. from bottom)

Brackets: Mecho®/5 Extended or Pocket

120	n/a	n/a	n/a	n/a	○ 559	○ 611	○ 788	◆ ○ 850	1 (92 in. from bottom)
180	○ 375	○ 448	○ 520	○ 596	○ 752	◆ ○ 889	◆ ○ 1,028	◆ ○ 1,109	1 (92 in. from bottom)

### Universal Exposed Hem Bar required for EcoVeil

Price	Width (in.)							
	36	48	60	72	84	96	108	120
	\$7	\$9	\$11	\$13	\$14	\$16	\$18	\$20

Add these prices to the above grid.

#### Notes

- ◆ These shades will be provided with LiftAssist® Mechanism (LAM).
- This size SlimLine bracket will not accept fascia. If fascia is needed, use wide brackets.
- ▣ Shades with a width-to-height ratio greater than 1:4 will include stabilizing battens.

E Use ElectroShade®.

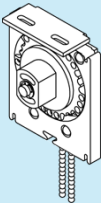
Specifications (including colors) subject to change without notice. Prices shown in U.S. dollars.



MechoSystems  
Corporate Headquarters  
42-03 35th Street  
Long Island City, NY 11101

T: +1 (718) 729-2020  
F: +1 (718) 729-2941  
E: info@mechosystems.com  
W: mechosystems.com

February 13, 2017  
page 50





# MechoShade® Manual Shade System

## EcoVeil® 0950 and 1550 Series

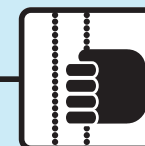
### Non-Railroaded 96 in. wide shadecloth roll

#### Brackets: Mecho ®/5 Wide or Mecho SlimLine ®

Height (in.)	Width (in.)					
	36	48	60	72	84	96
36	\$173	\$179	\$253	\$265	\$292	\$297
48	196	201	289	306	333	338
60	214	222	325	346	371	378
72	○ 233	○ 243	○ 363	○ 386	○ 412	○ 418
84	○ 252	○ 264	○ 399	○ 426	○ 453	○ 459
96	○ 271	○ 285	○ 435	○ 466	○ 494	○ 504
108	○ 291	○ 306	○ 472	○ 504	○ 533	○ 541
120	○ 310	○ 325	○ 508	○ 543	○ 573	n/a
132	○ 344	○ 362	○ 561	○ 598	○ 642	n/a

#### Brackets: Mecho ®/5 Extended or Pocket

120	n/a	n/a	n/a	n/a	n/a	○ 580
132	n/a	n/a	n/a	n/a	n/a	○ 649
144	□ ○ 422	○ 389	○ 603	○ 642	○ 685	○ 753
156	□ ○ 441	○ 409	○ 639	○ 680	○ 724	◆ ○ 794
168	□ ○ 460	○ 430	○ 676	○ 718	○ 762	◆ ○ 833
180	□ ○ 479	○ 451	○ 712	○ 757	◆ ○ 801	◆ ○ 874



#### Openness

0950 Series 1%  
1550 Series 3%

#### Notes

- ◆ These shades will be provided with LiftAssist® Mechanism (LAM).
- This size SlimLine bracket will not accept fascia. If fascia is needed, use wide brackets.
- Shades with a width-to-height ratio greater than 1:4 will include stabilizing battens.

E Use ElectroShade®.

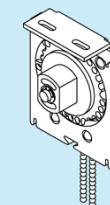
Specifications (including colors) subject to change without notice. Prices shown in U.S. dollars.



MechoSystems  
Corporate Headquarters  
42-03 35th Street  
Long Island City, NY 11101

T: +1 (718) 729-2020  
F: +1 (718) 729-2941  
E: info@mechosystems.com  
W: mechosystems.com

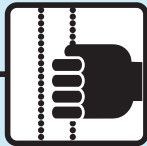
February 13, 2017  
page 51



# MechoShade® Manual Shade System

## EcoVeil® 0950 and 1550 Series

Railroaded 96 in. wide shadecloth roll									
Brackets: Mecho®/5 Wide or Mecho SlimLine®									
Height (in.)	Width (in.)								No. of Seams/Battens
	36	48	60	72	84	96	108	120	
41	\$161	\$187	\$213	\$239	\$286	\$311	\$388	\$483	None
85	223	265	306	349	415	456	623	671	None
120	○ 283	○ 337	○ 389	○ 444	n/a	n/a	n/a	n/a	1 (92 in. from bottom)
Brackets: Mecho®/5 Extended or Pocket									
120	n/a	n/a	n/a	n/a	○ 572	○ 689	◆ ○ 809	◆ ○ 871	1 (92 in. from bottom)
180	○ 383	○ 459	○ 536	○ 615	◆ ○ 774	◆ ○ 914	◆ ○ 1,055	◆ ○ 1,140	1 (92 in. from bottom)



**Openness**  
0950 Series 1%  
1550 Series 3%

### Notes

- ◆ These shades will be provided with LiftAssist® Mechanism (LAM).
- This size SlimLine bracket will not accept fascia. If fascia is needed, use wide brackets.
- ▣ Shades with a width-to-height ratio greater than 1:4 will include stabilizing battens.

E Use ElectroShade®.

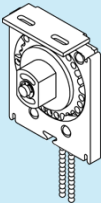
Specifications (including colors) subject to change without notice. Prices shown in U.S. dollars.



MechoSystems  
Corporate Headquarters  
42-03 35th Street  
Long Island City, NY 11101

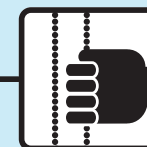
T: +1 (718) 729-2020  
F: +1 (718) 729-2941  
E: info@mechosystems.com  
W: mechosystems.com

February 13, 2017  
page 52



# MechoShade® Manual Shade System

## ThermoVeil® 1500 Series



Openness

1500 Series 3%

### Non-Railroaded 63, 96 and superwide 126 in. shadecloth roll

#### Brackets: Mecho®/5 Wide or Mecho SlimLine®

Height (in.)	Width (in.)							
	36	48	60	72	84	96	108	126
36	\$118	\$123	\$139	\$171	\$190	\$195	\$365	\$370
48	128	134	153	192	211	216	403	409
60	140	145	168	213	233	238	441	446
72	151	157	182	235	253	258	479	484
84	○ 162	○ 167	○ 196	○ 255	○ 274	○ 335	○ 515	◆ ○ 529
96	○ 172	○ 178	○ 211	○ 276	○ 295	n/a	n/a	n/a
108	○ 184	○ 190	○ 225	○ 297	○ 317	n/a	n/a	n/a
120	○ 195	○ 201	○ 239	○ 319	◆ ○ 345	n/a	n/a	n/a

#### Brackets: Mecho®/5 Extended or Pocket

96	n/a	n/a	n/a	n/a	n/a	○ 361	◆ ○ 557	◆ ○ 563
108	n/a	n/a	n/a	n/a	n/a	◆ ○ 382	◆ ○ 594	◆ ○ 599
120	n/a	n/a	n/a	n/a	n/a	◆ ○ 403	◆ ○ 632	◆ ○ 638
132	○ 222	○ 227	○ 267	○ 353	◆ ○ 380	◆ ○ 442	◆ ○ 684	◆ ○ 691
144	□ ○ 264	○ 238	○ 282	◆ ○ 376	◆ ○ 401	◆ ○ 462	◆ ○ 723	◆ ○ 729
156	□ ○ 275	○ 249	○ 296	◆ ○ 397	◆ ○ 423	◆ ○ 483	◆ ○ 760	E
168	□ ○ 286	○ 260	○ 311	◆ ○ 418	◆ ○ 492	◆ ○ 504	◆ ○ 798	E
180	□ ○ 297	○ 272	◆ ○ 326	◆ ○ 440	◆ ○ 513	◆ ○ 526	E	E

#### Notes

- ◆ These shades will be provided with LiftAssist® Mechanism (LAM).
- This size SlimLine bracket will not accept fascia. If fascia is needed, use wide brackets.
- Shades with a width-to-height ratio greater than 1:4 will include stabilizing battens.

E Use ElectroShade®.

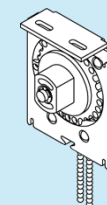
Specifications (including colors) subject to change without notice. Prices shown in U.S. dollars.



MechoSystems  
Corporate Headquarters  
42-03 35th Street  
Long Island City, NY 11101

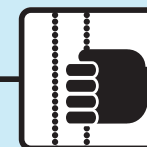
T: +1 (718) 729-2020  
F: +1 (718) 729-2941  
E: info@mechosystems.com  
W: mechosystems.com

February 13, 2017  
page 53



# MechoShade® Manual Shade System

## ThermoVeil® 1500 Series



Openness

1500 Series 3%

### Railroaded 63 and 96 in. wide shadecloth roll

#### Brackets: Mecho®/5 Wide or Mecho SlimLine®

Height (in.)	Width (in.)								No. of Seams/Battens
	36	48	60	72	84	96	108	120	
52	\$134	\$151	\$169	\$190	\$228	\$247	\$373	\$398	None
85	158	182	208	235	279	359	◆ 446	◆ 477	None
115.5	○ 180	○ 212	○ 244	○ 277	n/a	n/a	n/a	n/a	1 (92 in. from bottom)

#### Brackets: Mecho®/5 Extended or Pocket

114.5	n/a	n/a	n/a	n/a	◆ 358	◆ 444	◆ 531	◆ 570	1 (92 in. from bottom)
130.5	207	243	277	314	◆ 398	◆ 488	◆ 577	◆ 591	1 (92 in. from bottom)
179	○ 253	○ 297	◆ ○ 343	◆ ○ 389	◆ ○ 537	◆ ○ 590	n/a	n/a	1 (92 in. from bottom)

### Railroaded superwide 126 in. shadecloth roll

#### Brackets: Mecho®/5 Wide or Mecho SlimLine®

Height (in.)	Width (in.)								No. of Seams/Battens
	36	48	60	72	84	96	108	126	
114.5	\$211	\$254	\$296	\$341	◆ \$410	n/a	n/a	n/a	None

#### Brackets: Mecho®/5 Extended or Pocket

114.5	n/a	n/a	n/a	n/a	n/a	◆ 494	◆ 588	◆ 645	None
156	267	322	376	◆ 435	◆ 583	◆ 646	◆ 755	E	1 (122 in. from bottom)
175.5	289	349	◆ 411	◆ 472	◆ 629	◆ 696	E	E	1 (122 in. from bottom)

#### Notes

- ◆ These shades will be provided with LiftAssist® Mechanism (LAM).
- This size SlimLine bracket will not accept fascia. If fascia is needed, use wide brackets.
- ▣ Shades with a width-to-height ratio greater than 1:4 will include stabilizing battens.

E Use ElectroShade®.

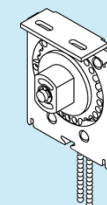
Specifications (including colors) subject to change without notice. Prices shown in U.S. dollars.



MechoSystems  
Corporate Headquarters  
42-03 35th Street  
Long Island City, NY 11101

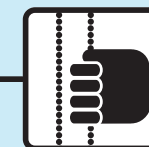
T: +1 (718) 729-2020  
F: +1 (718) 729-2941  
E: info@mechosystems.com  
W: mechosystems.com

February 13, 2017  
page 54



# MechoShade® Manual Shade System

## ThermoVeil® 2100 Series



Openness

2100 Series 10%

### Non-Railroaded 63 and 96 in. wide shadecloth roll

#### Brackets: Mecho®/5 Wide or Mecho SlimLine®

Height (in.)	Width (in.)					
	36	48	60	72	84	96
36	\$119	\$125	\$141	\$172	\$190	\$196
48	130	135	155	195	213	218
60	141	146	169	217	236	241
72	○ 153	○ 158	○ 184	○ 240	○ 257	○ 262
84	○ 164	○ 169	○ 199	○ 261	○ 279	○ 285
96	○ 175	○ 181	○ 214	○ 283	○ 301	○ 337
108	○ 187	○ 193	○ 230	○ 304	○ 324	n/a
120	○ 199	○ 204	○ 245	○ 327	○ 346	n/a
132	○ 222	○ 228	○ 265	○ 358	○ 385	n/a

#### Brackets: Mecho®/5 Extended or Pocket

108	n/a	n/a	n/a	n/a	n/a	○ 358
120	n/a	n/a	n/a	n/a	n/a	◆ ○ 377
132	n/a	n/a	n/a	n/a	n/a	◆ ○ 448
144	□ ○ 270	○ 245	○ 288	○ 385	◆ ○ 410	◆ ○ 469
156	□ ○ 283	○ 257	○ 302	○ 407	◆ ○ 432	◆ ○ 492
168	□ ○ 294	○ 267	○ 317	○ 429	◆ ○ 455	◆ ○ 513
180	□ ○ 304	○ 279	○ 333	◆ ○ 493	◆ ○ 510	◆ ○ 537

#### Notes

- ◆ These shades will be provided with LiftAssist® Mechanism (LAM).
- This size SlimLine bracket will not accept fascia. If fascia is needed, use wide brackets.
- Shades with a width-to-height ratio greater than 1:4 will include stabilizing battens.

E Use ElectroShade®.

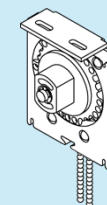
Specifications (including colors) subject to change without notice. Prices shown in U.S. dollars.



MechoSystems  
Corporate Headquarters  
42-03 35th Street  
Long Island City, NY 11101

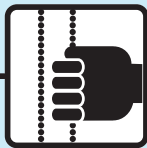
T: +1 (718) 729-2020  
F: +1 (718) 729-2941  
E: info@mechosystems.com  
W: mechosystems.com

February 13, 2017  
page 55



# MechoShade® Manual Shade System

## ThermoVeil® 2100 Series



Openness  
2100 Series 10%

Railroaded 63 and 96 in. wide shadecloth roll									
Brackets: Mecho ®/5 Wide or Mecho SlimLine ®									
Height (in.)	Width (in.)								No. of Seams/Battens
	36	48	60	72	84	96	108	120	
52	\$126	\$144	\$163	\$183	\$217	\$236	\$363	\$389	None
85	151	174	200	228	269	294	429	461	None
115.5	○ 182	○ 215	○ 248	○ 283	○ 363	n/a	n/a	n/a	1 (92 in. from bottom)
131.5	○ 203	○ 241	○ 275	○ 314	◆ ○ 405	n/a	n/a	n/a	1 (92 in. from bottom)
Brackets: Mecho ®/5 Extended or Pocket									
114.5	n/a	n/a	n/a	n/a	n/a	◆ 449	◆ 536	◆ 575	1 (92 in. from bottom)
130.5	n/a	n/a	n/a	n/a	n/a	◆ 494	◆ 583	◆ 628	1 (92 in. from bottom)
178	249	297	340	◆ 388	◆ 489	◆ 585	◆ 686	n/a	1 (92 in. from bottom)

- Notes
- ◆ These shades will be provided with LiftAssist® Mechanism (LAM).
  - This size SlimLine bracket will not accept fascia. If fascia is needed, use wide brackets.
  - ▣ Shades with a width-to-height ratio greater than 1:4 will include stabilizing battens.
- E Use ElectroShade®.

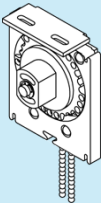
Specifications (including colors) subject to change without notice. Prices shown in U.S. dollars.



MechoSystems  
Corporate Headquarters  
42-03 35th Street  
Long Island City, NY 11101

T: +1 (718) 729-2020  
F: +1 (718) 729-2941  
E: info@mechosystems.com  
W: mechosystems.com

February 13, 2017  
page 56



# MechoShade® Manual Shade System

## ThermoVeil® 0900 and 3000 Series

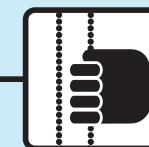
### Non-Railroaded 72 and 96 in. wide shadecloth roll

#### Brackets: Mecho®/5 Wide or Mecho SlimLine®

Height (in.)	Width (in.)					
	36	48	60	72	84	96
36	\$116	\$140	\$151	\$159	\$199	\$203
48	125	155	167	176	221	226
60	134	170	185	195	246	251
72	144	186	202	214	269	274
84	○ 153	○ 200	○ 220	○ 232	○ 293	○ 352
96	○ 163	○ 216	○ 238	○ 250	○ 317	○ 380
108	○ 171	○ 231	○ 254	○ 267	○ 342	n/a
120	○ 181	○ 248	○ 272	○ 287	○ 373	n/a
132	○ 199	○ 266	○ 298	○ 314	◆ ○ 414	n/a

#### Brackets: Mecho®/5 Extended or Pocket

108	n/a	n/a	n/a	n/a	n/a	◆ ○ 405
120	n/a	n/a	n/a	n/a	n/a	◆ ○ 429
132	n/a	n/a	n/a	n/a	n/a	◆ ○ 469
144	□ ○ 246	○ 286	○ 322	○ 338	◆ ○ 434	◆ ○ 493
156	□ ○ 256	○ 318	○ 340	◆ ○ 355	◆ ○ 458	◆ ○ 517
168	□ ○ 265	○ 340	○ 355	◆ ○ 373	◆ ○ 480	◆ ○ 542
180	□ ○ 275	○ 355	○ 409	◆ ○ 432	◆ ○ 553	◆ ○ 565



#### Openness

0900 Series 0-1%  
3000 Series 1-2%

#### Notes

- ◆ These shades will be provided with LiftAssist® Mechanism (LAM).
- This size SlimLine bracket will not accept fascia. If fascia is needed, use wide brackets.
- Shades with a width-to-height ratio greater than 1:4 will include stabilizing battens.

E Use ElectroShade®.

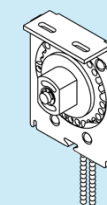
Specifications (including colors) subject to change without notice. Prices shown in U.S. dollars.



MechoSystems  
Corporate Headquarters  
42-03 35th Street  
Long Island City, NY 11101

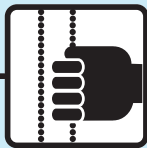
T: +1 (718) 729-2020  
F: +1 (718) 729-2941  
E: info@mechosystems.com  
W: mechosystems.com

February 13, 2017  
page 57



# MechoShade® Manual Shade System

## ThermoVeil® 0900 and 3000 Series



### Openness

0900 Series 0-1%  
3000 Series 1-2%

### Railroaded 72 and 96 in. wide shadecloth roll

Brackets: Mecho ®/5 Wide or Mecho SlimLine ®

Height (in.)	Width (in.)								No. of Seams/Battens
	36	48	60	72	84	96	108	120	
61	\$137	\$159	\$179	\$204	\$240	\$262	\$437	\$470	None
85	○ 155	○ 183	○ 210	○ 240	○ 281	○ 376	○ 453	◆ ○ 485	None
115.5	○ 201	○ 227	○ 263	○ 297	◆ ○ 381	n/a	n/a	n/a	1 (92 in. from bottom)
131.5	○ 222	○ 251	○ 290	○ 330	n/a	n/a	n/a	n/a	1 (92 in. from bottom)
Brackets: Mecho ®/5 Extended or Pocket									
114.5	n/a	n/a	n/a	n/a	n/a	◆ ○ 468	◆ ○ 557	◆ ○ 599	1 (92 in. from bottom)
130.5	n/a	n/a	n/a	n/a	◆ ○ 424	◆ ○ 515	◆ ○ 607	◆ ○ 655	1 (92 in. from bottom)
178	○ 291	○ 317	○ 366	◆ ○ 421	◆ ○ 556	◆ ○ 613	E	E	1 (92 in. from bottom)

### Notes

- ◆ These shades will be provided with LiftAssist® Mechanism (LAM).
- This size SlimLine bracket will not accept fascia. If fascia is needed, use wide brackets.
- ▣ Shades with a width-to-height ratio greater than 1:4 will include stabilizing battens.

E Use ElectroShade®.

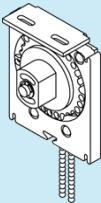
Specifications (including colors) subject to change without notice. Prices shown in U.S. dollars.



MechoSystems  
Corporate Headquarters  
42-03 35th Street  
Long Island City, NY 11101

T: +1 (718) 729-2020  
F: +1 (718) 729-2941  
E: info@mechosystems.com  
W: mechosystems.com

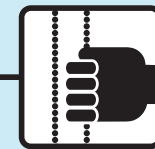
February 13, 2017  
page 58





# MechoShade® Manual Shade System

## EuroVeil® 5300 Series



**Openness**

5300 Series 5%

### Non-Railroded 63 and 96 in. wide shadecloth roll

#### Brackets: Mecho ®/5 Wide or Mecho SlimLine ®

Height (in.)	Width (in.)					
	36	48	60	72	84	96
36	\$123	\$130	\$146	\$172	\$191	\$198
48	134	140	162	195	214	219
60	144	149	176	217	237	242
72	156	161	191	240	258	320
84	166	171	205	261	281	342
96	○ 177	○ 183	○ 221	○ 284	○ 311	○ 360
108	○ 188	○ 193	○ 238	○ 309	○ 329	○ 383
120	○ 199	○ 204	○ 251	○ 329	○ 349	○ 414
132	○ 225	○ 231	○ 287	○ 364	○ 388	n/a
144	n/a	○ 243	○ 303	○ 386	○ 411	n/a
156	n/a	○ 259	○ 323	○ 408	○ 434	n/a

#### Brackets: Mecho ®/5 Extended or Pocket

132	n/a	n/a	n/a	n/a	n/a	○ 449
144	□ ○ 267	n/a	n/a	n/a	n/a	◆ ○ 470
156	□ ○ 279	n/a	n/a	n/a	n/a	◆ ○ 493
168	□ ○ 291	○ 265	○ 343	○ 431	◆ ○ 456	◆ ○ 514
180	□ ○ 302	○ 292	○ 359	○ 454	◆ ○ 507	◆ ○ 538

5100 and 5200 Series only available in 96 in.

#### Notes

- ◆ These shades will be provided with LiftAssist® Mechanism (LAM).
- This size SlimLine bracket will not accept fascia. If fascia is needed, use wide brackets.
- Shades with a width-to-height ratio greater than 1:4 will include stabilizing battens.

E Use ElectroShade®.

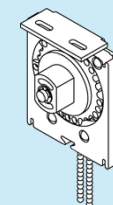
Specifications (including colors) subject to change without notice. Prices shown in U.S. dollars.



MechoSystems  
Corporate Headquarters  
42-03 35th Street  
Long Island City, NY 11101

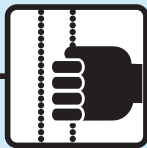
T: +1 (718) 729-2020  
F: +1 (718) 729-2941  
E: info@mechosystems.com  
W: mechosystems.com

February 13, 2017  
page 59



# MechoShade® Manual Shade System

## EuroVeil® 5300 Series



Openness  
5300 Series 5%

### Railroaded 63 and 96 in. wide shadecloth roll

Brackets: Mecho®/5 Wide or Mecho SlimLine®

Height (in.)	Width (in.)								No. of Seams/Battens
	36	48	60	72	84	96	108	120	
52	\$123	\$144	\$163	\$183	\$216	\$236	\$360	\$384	None
85	158	181	206	232	284	316	430	466	None
115.5	○ 190	○ 220	○ 250	○ 297	○ 357	n/a	n/a	n/a	1 (92 in. from bottom)
131.5	○ 206	○ 243	○ 291	○ 323	○ 402	n/a	n/a	n/a	1 (92 in. from bottom)
Brackets: Mecho®/5 Extended or Pocket									
114.5	n/a	n/a	n/a	n/a	n/a	457	◆ 537	◆ 576	1 (92 in. from bottom)
130.5	n/a	n/a	n/a	n/a	n/a	◆ 495	◆ 584	◆ 629	1 (92 in. from bottom)
178	256	312	354	399	◆ 502	◆ 595	◆ 689	◆ 728	1 (92 in. from bottom)

5100 and 5200 Series only available in 96 in.

#### Notes

- ◆ These shades will be provided with LiftAssist® Mechanism (LAM).
- This size SlimLine bracket will not accept fascia. If fascia is needed, use wide brackets.
- ▣ Shades with a width-to-height ratio greater than 1:4 will include stabilizing battens.

E Use ElectroShade®.

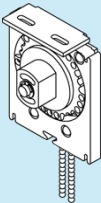
Specifications (including colors) subject to change without notice. Prices shown in U.S. dollars.



MechoSystems  
Corporate Headquarters  
42-03 35th Street  
Long Island City, NY 11101

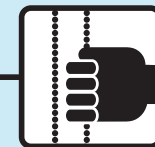
T: +1 (718) 729-2020  
F: +1 (718) 729-2941  
E: info@mechosystems.com  
W: mechosystems.com

February 13, 2017  
page 60



# MechoShade® Manual Shade System

## EuroTwill® 6000 Series



**Openness**  
6000 Series 3%

### Non-Railroaded 63 and 96 in. wide shadecloth roll

#### Brackets: Mecho®/5 Wide or Mecho SlimLine®

Height (in.)	Width (in.)					
	36	48	60	72	84	96
36	\$135	\$140	\$154	\$181	\$201	\$206
48	151	156	171	204	223	228
60	166	172	186	228	248	253
72	181	186	201	253	271	337
84	191	197	216	277	296	358
96	○ 206	○ 211	○ 232	○ 301	○ 327	○ 377
108	○ 217	○ 222	○ 249	○ 326	○ 345	○ 402
120	○ 228	○ 234	○ 263	○ 350	○ 368	○ 435
132	○ 273	○ 279	○ 300	○ 383	○ 409	n/a
144	n/a	○ 294	○ 318	○ 406	○ 432	n/a
156	n/a	○ 311	○ 341	○ 431	◆ ○ 464	n/a

#### Brackets: Mecho®/5 Extended or Pocket

132	n/a	n/a	n/a	n/a	n/a	◆ ○ 472
144	□ ○ 326	n/a	n/a	n/a	n/a	◆ ○ 497
156	□ ○ 343	n/a	n/a	n/a	n/a	◆ ○ 521
168	□ ○ 358	○ 329	○ 359	○ 459	◆ ○ 485	◆ ○ 546
180	□ ○ 374	○ 349	○ 376	◆ ○ 513	◆ ○ 547	◆ ○ 569

#### Notes

- ◆ These shades will be provided with LiftAssist® Mechanism (LAM).
- This size SlimLine bracket will not accept fascia. If fascia is needed, use wide brackets.
- Shades with a width-to-height ratio greater than 1:4 will include stabilizing battens.

E Use ElectroShade®.

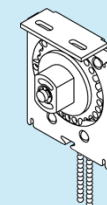
Specifications (including colors) subject to change without notice. Prices shown in U.S. dollars.



MechoSystems  
Corporate Headquarters  
42-03 35th Street  
Long Island City, NY 11101

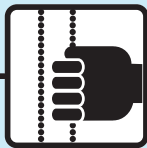
T: +1 (718) 729-2020  
F: +1 (718) 729-2941  
E: info@mechosystems.com  
W: mechosystems.com

February 13, 2017  
page 61



# MechoShade® Manual Shade System

## EuroTwill® 6000 Series



Openness  
6000 Series 3%

### Railroaded 63 and 96 in. wide shadecloth roll

#### Brackets: Mecho®/5 Wide or Mecho SlimLine®

Height (in.)	Width (in.)								No. of Seams/Battens
	36	48	60	72	84	96	108	120	
52	\$133	\$149	\$169	\$191	\$226	\$246	\$374	\$402	None
85	164	189	217	243	298	334	451	486	None
115.5	○ 200	○ 231	○ 262	○ 312	○ 376	n/a	n/a	n/a	1 (92 in. from bottom)
131.5	○ 217	○ 254	○ 304	○ 341	○ 423	n/a	n/a	n/a	1 (92 in. from bottom)

#### Brackets: Mecho®/5 Extended or Pocket

114.5	n/a	n/a	n/a	n/a	n/a	◆ 478	◆ 560	◆ 603	1 (92 in. from bottom)
130.5	n/a	n/a	n/a	n/a	n/a	◆ 519	◆ 611	◆ 660	1 (92 in. from bottom)
178	268	328	371	◆ 424	◆ 529	◆ 626	◆ 726	◆ 784	1 (92 in. from bottom)

#### Notes

- ◆ These shades will be provided with LiftAssist® Mechanism (LAM).
- This size SlimLine bracket will not accept fascia. If fascia is needed, use wide brackets.
- ▣ Shades with a width-to-height ratio greater than 1:4 will include stabilizing battens.

E Use ElectroShade®.

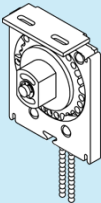
Specifications (including colors) subject to change without notice. Prices shown in U.S. dollars.



MechoSystems  
Corporate Headquarters  
42-03 35th Street  
Long Island City, NY 11101

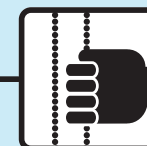
T: +1 (718) 729-2020  
F: +1 (718) 729-2941  
E: info@mechosystems.com  
W: mechosystems.com

February 13, 2017  
page 62



# MechoShade® Manual Shade System

## EuroTwill® 6200 Series



Openness

6200 Series 2%

### Non-Railroaded 63 and 96 in. wide shadecloth roll

#### Brackets: Mecho®/5 Wide or Mecho SlimLine®

Height (in.)	Width (in.)					
	36	48	60	72	84	96
36	\$136	\$143	\$167	\$194	\$213	\$221
48	153	159	187	221	241	246
60	167	175	205	250	267	272
72	182	190	222	274	296	360
84	○ 194	○ 202	○ 241	○ 301	○ 324	○ 387
96	○ 209	○ 217	○ 258	○ 327	○ 353	○ 411
108	○ 222	○ 230	○ 279	○ 360	○ 379	◆ ○ 448
120	○ 234	○ 243	○ 297	○ 385	◆ ○ 412	n/a
132	○ 278	○ 289	○ 338	○ 417	◆ ○ 449	n/a
144	n/a	○ 303	○ 358	◆ ○ 442	◆ ○ 473	n/a

#### Brackets: Mecho®/5 Extended or Pocket

120	n/a	n/a	n/a	n/a	n/a	◆ ○ 471
132	n/a	n/a	n/a	n/a	n/a	◆ ○ 509
144	□ ○ 334	n/a	n/a	n/a	n/a	◆ ○ 539
156	□ ○ 349	○ 323	○ 383	◆ ○ 472	◆ ○ 509	◆ ○ 564
168	□ ○ 365	○ 342	○ 405	◆ ○ 500	◆ ○ 533	◆ ○ 591
180	□ ○ 381	○ 362	◆ ○ 426	◆ ○ 574	◆ ○ 597	◆ ○ 617

#### Notes

- ◆ These shades will be provided with LiftAssist® Mechanism (LAM).
- This size SlimLine bracket will not accept fascia. If fascia is needed, use wide brackets.
- Shades with a width-to-height ratio greater than 1:4 will include stabilizing battens.

E Use ElectroShade®.

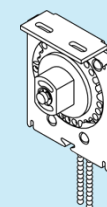
Specifications (including colors) subject to change without notice. Prices shown in U.S. dollars.



MechoSystems  
Corporate Headquarters  
42-03 35th Street  
Long Island City, NY 11101

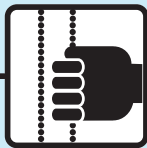
T: +1 (718) 729-2020  
F: +1 (718) 729-2941  
E: info@mechosystems.com  
W: mechosystems.com

February 13, 2017  
page 63



# MechoShade® Manual Shade System

## EuroTwill® 6200 Series



Openness  
6200 Series 2%

### Railroaded 63 and 96 in. wide shadecloth roll

Brackets: Mecho®/5 Wide or Mecho SlimLine®

Height (in.)	Width (in.)								No. of Seams/Battens
	36	48	60	72	84	96	108	120	
52	\$139	\$156	\$177	\$201	\$238	\$259	⬢ ⬤ \$390	⬤ ⬤ \$420	None
85	⬤ 174	⬤ 200	⬤ 231	⬤ 259	⬤ 323	⬤ 355	⬢ ⬤ 475	⬢ ⬤ 514	None
115	⬤ 211	⬤ 246	⬤ 287	⬤ 335	⬢ ⬤ 407	n/a	n/a	n/a	1 (92 in. from bottom)
131	⬤ 231	⬤ 273	⬤ 327	⬤ 366	n/a	n/a	n/a	n/a	1 (92 in. from bottom)
Brackets: Mecho®/5 Extended or Pocket									
115	n/a	n/a	n/a	n/a	n/a	⬢ ⬤ 510	⬢ ⬤ 604	⬢ ⬤ 652	1 (92 in. from bottom)
131	n/a	n/a	n/a	n/a	⬢ ⬤ 454	⬢ ⬤ 560	⬢ ⬤ 661	⬢ ⬤ 714	1 (92 in. from bottom)
178	⬤ 290	⬤ 350	⬢ ⬤ 408	⬢ ⬤ 463	⬢ ⬤ 583	⬢ ⬤ 673	⬢ ⬤ 777	E	1 (92 in. from bottom)

#### Notes

- ◆ These shades will be provided with LiftAssist® Mechanism (LAM).
- ⬤ This size SlimLine bracket will not accept fascia. If fascia is needed, use wide brackets.
- ▣ Shades with a width-to-height ratio greater than 1:4 will include stabilizing battens.

E Use ElectroShade®.

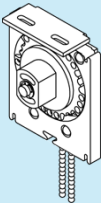
Specifications (including colors) subject to change without notice. Prices shown in U.S. dollars.



MechoSystems  
Corporate Headquarters  
42-03 35th Street  
Long Island City, NY 11101

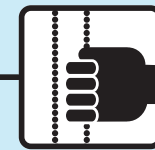
T: +1 (718) 729-2020  
F: +1 (718) 729-2941  
E: info@mechosystems.com  
W: mechosystems.com

February 13, 2017  
page 64



# MechoShade® Manual Shade System

## EuroTwill® 6450 Series



Openness

6450 Series 3%

### Non-Railroaded 63 and 98 in. wide shadecloth roll

#### Brackets: Mecho®/5 Wide or Mecho SlimLine®

Height (in.)	Width (in.)					
	36	48	60	72	84	96
36	\$135	\$140	\$159	\$187	\$209	\$248
48	151	157	177	211	233	269
60	165	171	195	238	256	293
72	179	186	211	260	282	352
84	190	197	227	285	305	375
96	204	211	244	307	343	397
108	○ 216	○ 223	○ 262	○ 342	○ 363	○ 439
120	○ 231	○ 237	○ 279	○ 363	○ 388	○ 461
132	○ 272	○ 281	○ 316	○ 392	○ 420	◆ ○ 508
144	□ ○ 325	○ 295	○ 338	○ 416	○ 444	n/a
156	□ ○ 342	○ 313	○ 358	○ 444	◆ ○ 476	n/a
168	n/a	○ 332	○ 380	○ 469	◆ ○ 500	n/a
180	n/a	○ 350	○ 398	○ 541	◆ ○ 577	n/a

#### Brackets: Mecho®/5 Extended or Pocket

144	n/a	n/a	n/a	n/a	n/a	◆ ○ 527
156	n/a	n/a	n/a	n/a	n/a	◆ ○ 551
168	□ ○ 356	n/a	n/a	n/a	n/a	◆ ○ 573
180	□ ○ 372	n/a	n/a	n/a	n/a	◆ ○ 596

#### Notes

- ◆ These shades will be provided with LiftAssist® Mechanism (LAM).
- This size SlimLine bracket will not accept fascia. If fascia is needed, use wide brackets.
- Shades with a width-to-height ratio greater than 1:4 will include stabilizing battens.

E Use ElectroShade®.

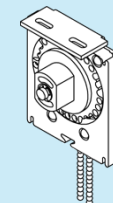
Specifications (including colors) subject to change without notice. Prices shown in U.S. dollars.



MechoSystems  
Corporate Headquarters  
42-03 35th Street  
Long Island City, NY 11101

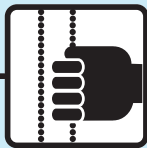
T: +1 (718) 729-2020  
F: +1 (718) 729-2941  
E: info@mechosystems.com  
W: mechosystems.com

February 13, 2017  
page 65



# MechoShade® Manual Shade System

## EuroTwill® 6450 Series



Openness  
6450 Series 3%

### Railroaded 63 and 98 in. wide shadecloth roll

#### Brackets: Mecho®/5 Wide or Mecho SlimLine®

Height (in.)	Width (in.)								No. of Seams/Battens
	36	48	60	72	84	96	108	120	
52	\$135	\$153	\$172	\$193	\$232	\$251	\$376	\$402	None
87	166	189	217	245	303	344	451	485	None
132	206	245	282	324	406	n/a	n/a	n/a	1 (94 in. from bottom)
182	273	322	369	419	n/a	n/a	n/a	n/a	1 (94 in. from bottom)
Brackets: Mecho®/5 Extended or Pocket									
132	n/a	n/a	n/a	n/a	n/a	503	594	640	1 (94 in. from bottom)
182	n/a	n/a	n/a	n/a	536	636	738	794	1 (94 in. from bottom)
219	356	359	415	511	680	748	861	E	2 (1 every 94 in. from bottom)

#### Notes

- ◆ These shades will be provided with LiftAssist® Mechanism (LAM).
- This size SlimLine bracket will not accept fascia. If fascia is needed, use wide brackets.
- ▣ Shades with a width-to-height ratio greater than 1:4 will include stabilizing battens.

E Use ElectroShade®.

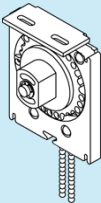
Specifications (including colors) subject to change without notice. Prices shown in U.S. dollars.



MechoSystems  
Corporate Headquarters  
42-03 35th Street  
Long Island City, NY 11101

T: +1 (718) 729-2020  
F: +1 (718) 729-2941  
E: info@mechosystems.com  
W: mechosystems.com

February 13, 2017  
page 66





# MechoShade® Manual Shade System

## SoHo 1100 Series

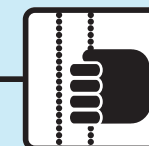
### Non-Railroaded 98 shadecloth roll

#### Brackets: Mecho®/5 Wide or Mecho SlimLine®

Height (in.)	Width (in.)					
	36	48	60	72	84	98
36	\$121	\$126	\$144	\$181	\$199	\$250
48	135	140	160	205	223	274
60	147	152	176	230	248	299
72	160	165	192	254	271	323
84	○ 172	○ 177	○ 208	○ 278	○ 296	○ 402
96	○ 186	○ 191	○ 224	○ 302	○ 320	○ 426
108	○ 198	○ 203	○ 241	○ 326	○ 345	○ 458
120	○ 211	○ 216	○ 257	○ 351	○ 369	n/a
132	○ 233	○ 238	○ 282	○ 385	◆ ○ 417	n/a
144	n/a	○ 251	○ 298	○ 409	◆ ○ 442	n/a
156	n/a	○ 263	○ 314	◆ ○ 441	◆ ○ 465	n/a

#### Brackets: Mecho®/5 Extended or Pocket

120	n/a	n/a	n/a	n/a	n/a	◆ ○ 479
132	n/a	n/a	n/a	n/a	n/a	◆ ○ 519
144	□ ○ 281	n/a	n/a	n/a	n/a	◆ ○ 544
156	□ ○ 294	n/a	n/a	n/a	n/a	◆ ○ 568
168	□ ○ 306	○ 282	○ 335	◆ ○ 462	◆ ○ 487	◆ ○ 593
180	□ ○ 319	○ 294	○ 351	◆ ○ 487	◆ ○ 511	◆ ○ 617



#### Openness

1000 Series 2-3%  
1300 Series 5%

#### Notes

- ◆ These shades will be provided with LiftAssist® Mechanism (LAM).
- This size SlimLine bracket will not accept fascia. If fascia is needed, use wide brackets.
- Shades with a width-to-height ratio greater than 1:4 will include stabilizing battens.

E Use ElectroShade®.

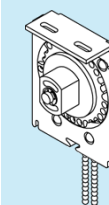
Specifications (including colors) subject to change without notice. Prices shown in U.S. dollars.



MechoSystems  
Corporate Headquarters  
42-03 35th Street  
Long Island City, NY 11101

T: +1 (718) 729-2020  
F: +1 (718) 729-2941  
E: info@mechosystems.com  
W: mechosystems.com

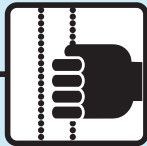
February 13, 2017  
page 67



# MechoShade® Manual Shade System

## SoHo 1100 Series

Railroaded 98 in. wide shadecloth roll									
Brackets: Mecho®/5 Wide or Mecho SlimLine®									
Height (in.)	Width (in.)								No. of Seams/Battens
	36	48	60	72	84	96	108	120	
40	\$124	\$144	\$164	\$186	\$218	\$239	\$362	\$389	None
88	○ 165	○ 193	○ 221	○ 251	○ 299	○ 326	○ 458	◆ ○ 501	None
136	○ 213	○ 253	○ 293	○ 335	◆ ○ 428	n/a	n/a	n/a	1 (94 in. from bottom)
Brackets: Mecho®/5 Extended or Pocket									
136	n/a	n/a	n/a	n/a	n/a	◆ ○ 519	◆ ○ 611	◆ ○ 658	1 (94 in. from bottom)
184	○ 287	○ 338	○ 390	◆ ○ 443	◆ ○ 554	◆ ○ 658	◆ ○ 761	E	1 (94 in. from bottom)



### Openness

1000 Series 2-3%  
1300 Series 5%

### Notes

- ◆ These shades will be provided with LiftAssist® Mechanism (LAM).
- This size SlimLine bracket will not accept fascia. If fascia is needed, use wide brackets.
- ▣ Shades with a width-to-height ratio greater than 1:4 will include stabilizing battens.

E Use ElectroShade®.

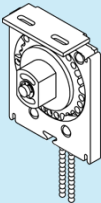
Specifications (including colors) subject to change without notice. Prices shown in U.S. dollars.



MechoSystems  
Corporate Headquarters  
42-03 35th Street  
Long Island City, NY 11101

T: +1 (718) 729-2020  
F: +1 (718) 729-2941  
E: info@mechosystems.com  
W: mechosystems.com

February 13, 2017  
page 68



# MechoShade® Manual Shade System

## SoHo 1600 Series

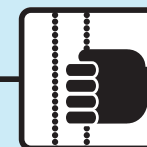
### Non-Railroded 98 shadecloth roll

#### Brackets: Mecho ®/5 Wide or Mecho SlimLine ®

Height (in.)	Width (in.)					
	36	48	60	72	84	98
36	\$119	\$124	\$142	\$176	\$195	\$246
48	132	137	157	200	218	269
60	144	149	172	223	241	293
72	156	161	188	246	264	315
84	168	173	203	269	288	393
96	○ 181	○ 186	○ 218	○ 293	○ 311	○ 416
108	○ 193	○ 198	○ 234	○ 316	○ 334	○ 440
120	○ 205	○ 210	○ 249	○ 339	○ 357	◆ ○ 470
132	○ 226	○ 232	○ 273	○ 371	○ 396	n/a
144	□ ○ 268	○ 244	○ 289	○ 395	◆ ○ 427	n/a
156	n/a	○ 256	○ 304	○ 417	◆ ○ 450	n/a
168	n/a	○ 268	○ 319	◆ ○ 449	◆ ○ 473	n/a

#### Brackets: Mecho ®/5 Extended or Pocket

132	n/a	n/a	n/a	n/a	n/a	◆ ○ 506
144	n/a	n/a	n/a	n/a	n/a	◆ ○ 529
156	□ ○ 286	n/a	n/a	n/a	n/a	◆ ○ 553
168	□ ○ 298	n/a	n/a	n/a	n/a	◆ ○ 575
180	□ ○ 310	○ 286	○ 340	◆ ○ 469	◆ ○ 494	◆ ○ 599



#### Openness

1000 Series 2-3%  
1300 Series 5%

#### Notes

- ◆ These shades will be provided with LiftAssist® Mechanism (LAM).
- This size SlimLine bracket will not accept fascia. If fascia is needed, use wide brackets.
- Shades with a width-to-height ratio greater than 1:4 will include stabilizing battens.

E Use ElectroShade®.

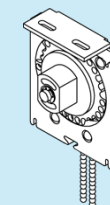
Specifications (including colors) subject to change without notice. Prices shown in U.S. dollars.



MechoSystems  
Corporate Headquarters  
42-03 35th Street  
Long Island City, NY 11101

T: +1 (718) 729-2020  
F: +1 (718) 729-2941  
E: info@mechosystems.com  
W: mechosystems.com

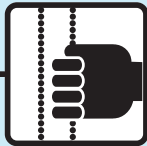
February 13, 2017  
page 69



# MechoShade® Manual Shade System

## SoHo 1600 Series

Railroaded 98 in. wide shadecloth roll									
Brackets: Mecho ®/5 Wide or Mecho SlimLine ®									
Height (in.)	Width (in.)								No. of Seams/Battens
	36	48	60	72	84	96	108	120	
40	\$122	\$142	\$161	\$182	\$214	\$233	\$298	\$381	None
88	161	189	215	244	291	318	448	◆ 490	None
136	○ 208	○ 247	○ 285	○ 324	◆ ○ 417	n/a	n/a	n/a	1 (94 in. from bottom)
Brackets: Mecho ®/5 Extended or Pocket									
136	n/a	n/a	n/a	n/a	n/a	◆ ○ 505	◆ ○ 596	◆ ○ 642	1 (94 in. from bottom)
184	○ 281	○ 329	○ 378	◆ ○ 429	◆ ○ 539	◆ ○ 640	◆ ○ 741	◆ ○ 798	1 (94 in. from bottom)



### Openness

1000 Series 2-3%  
1300 Series 5%

### Notes

- ◆ These shades will be provided with LiftAssist® Mechanism (LAM).
- This size SlimLine bracket will not accept fascia. If fascia is needed, use wide brackets.
- ▣ Shades with a width-to-height ratio greater than 1:4 will include stabilizing battens.

E Use ElectroShade®.

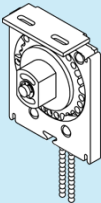
Specifications (including colors) subject to change without notice. Prices shown in U.S. dollars.



MechoSystems  
Corporate Headquarters  
42-03 35th Street  
Long Island City, NY 11101

T: +1 (718) 729-2020  
F: +1 (718) 729-2941  
E: info@mechosystems.com  
W: mechosystems.com

February 13, 2017  
page 70



# MechoShade® Manual Shade System

## SoHo 1900 Series

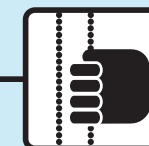
### Non-Railroaded 98 shadecloth roll

#### Brackets: Mecho ®/5 Wide or Mecho SlimLine ®

Height (in.)	Width (in.)					
	36	48	60	72	84	98
36	\$118	\$123	\$140	\$173	\$192	\$243
48	130	135	154	196	214	265
60	142	147	169	218	237	288
72	153	158	184	241	259	310
84	165	170	199	263	282	333
96	○ 177	○ 183	○ 213	○ 286	○ 304	○ 409
108	○ 189	○ 194	○ 228	○ 308	○ 325	○ 431
120	○ 201	○ 206	○ 243	○ 330	○ 348	○ 454
132	○ 221	○ 226	○ 267	○ 361	○ 386	n/a
144	□ ○ 263	○ 239	○ 282	○ 384	○ 408	n/a
156	n/a	○ 250	○ 297	○ 406	◆ ○ 439	n/a
168	n/a	○ 262	○ 311	○ 428	◆ ○ 461	n/a

#### Brackets: Mecho ®/5 Extended or Pocket

132	n/a	n/a	n/a	n/a	n/a	◆ ○ 497
144	n/a	n/a	n/a	n/a	n/a	◆ ○ 519
156	□ ○ 279	n/a	n/a	n/a	n/a	◆ ○ 542
168	□ ○ 292	n/a	n/a	n/a	n/a	◆ ○ 564
180	□ ○ 304	○ 278	○ 330	◆ ○ 456	◆ ○ 480	◆ ○ 587



#### Openness

1000 Series 2-3%  
1300 Series 5%

#### Notes

- ◆ These shades will be provided with LiftAssist® Mechanism (LAM).
- This size SlimLine bracket will not accept fascia. If fascia is needed, use wide brackets.
- Shades with a width-to-height ratio greater than 1:4 will include stabilizing battens.

E Use ElectroShade®.

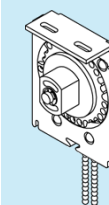
Specifications (including colors) subject to change without notice. Prices shown in U.S. dollars.



MechoSystems  
Corporate Headquarters  
42-03 35th Street  
Long Island City, NY 11101

T: +1 (718) 729-2020  
F: +1 (718) 729-2941  
E: info@mechosystems.com  
W: mechosystems.com

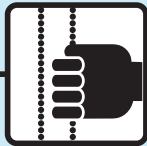
February 13, 2017  
page 71



# MechoShade® Manual Shade System

## SoHo 1900 Series

Railroaded 98 in. wide shadecloth roll									
Brackets: Mecho®/5 Wide or Mecho SlimLine®									
Height (in.)	Width (in.)								No. of Seams/Battens
	36	48	60	72	84	96	108	120	
40	\$120	\$139	\$158	\$179	\$210	\$228	\$293	\$375	None
88	159	186	211	240	285	311	441	473	None
136	○ 205	○ 242	○ 278	○ 316	◆ ○ 408	n/a	n/a	n/a	1 (94 in. from bottom)
Brackets: Mecho®/5 Extended or Pocket									
136	n/a	n/a	n/a	n/a	n/a	◆ ○ 496	◆ ○ 584	◆ ○ 629	1 (94 in. from bottom)
184	○ 275	○ 322	○ 370	◆ ○ 419	◆ ○ 526	◆ ○ 626	◆ ○ 726	◆ ○ 780	1 (94 in. from bottom)



### Openness

1000 Series 2-3%  
1300 Series 5%

### Notes

- ◆ These shades will be provided with LiftAssist® Mechanism (LAM).
- This size SlimLine bracket will not accept fascia. If fascia is needed, use wide brackets.
- ▣ Shades with a width-to-height ratio greater than 1:4 will include stabilizing battens.

E Use ElectroShade®.

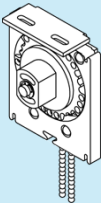
Specifications (including colors) subject to change without notice. Prices shown in U.S. dollars.



MechoSystems  
Corporate Headquarters  
42-03 35th Street  
Long Island City, NY 11101

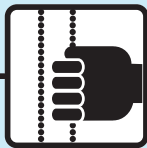
T: +1 (718) 729-2020  
F: +1 (718) 729-2941  
E: info@mechosystems.com  
W: mechosystems.com

February 13, 2017  
page 72



# MechoShade® Manual Shade System

## Options: Room-Darkening Side Channels with Base, Brush-and-Insert Guides



Non-Railroaded and Railroaded			
Height (in.)	Width (in.)		
	1 Band	2 Band	3 Band
36	\$44	\$87	\$130
48	52	103	154
60	63	123	183
62	64	131	198
72	72	139	206
74	76	153	230
78	77	154	231
84	82	159	236
87	86	171	256
90	88	173	258
96	91	176	261
98	124	260	396
108	139	275	411
114	151	301	451
120	153	303	453
132	166	328	490
141	172	334	496
144	181	356	531
156	193	383	573
168	266	475	684
>168	266	534	802

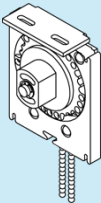
Specifications (including colors) subject to change without notice. Prices shown in U.S. dollars.



MechoSystems  
Corporate Headquarters  
42-03 35th Street  
Long Island City, NY 11101

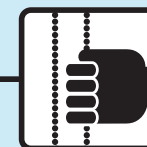
T: +1 (718) 729-2020  
F: +1 (718) 729-2941  
E: info@mechosystems.com  
W: mechosystems.com

February 13, 2017  
page 73



# MechoShade® Manual Shade System

## Options: Miscellaneous



### SnapLoc® Fascia

Width (in.)	Mecho/5 Wide Regular Roll		Mecho/5 Wide Reverse Roll		Extended Regular Roll		SlimLine® Regular Roll	
	Standard	Fabric-wrapped	Standard	Fabric-wrapped	Standard	Fabric-wrapped	Standard	Fabric-wrapped
36	\$14	\$37	\$11	\$32	\$28	\$54	\$14	\$35
48	18	40	16	37	38	61	18	39
60	22	45	19	41	46	71	22	44
72	29	54	22	47	54	83	29	53
84	34	56	28	49	63	89	32	55
96	39	60	31	53	72	97	38	59
108	43	67	34	58	82	110	43	66
120	47	74	40	65	92	122	47	73

### Fascia End Caps (Package Size: 10 pairs)

	Mecho/5 Wide Regular Roll	Mecho/5 Wide Reverse Roll	Extended Regular Roll	SlimLine Regular Roll
Unit Price	\$21	\$21	\$30	\$21
Broken Pkg. Price	32	32	42	32

Prices for Fascia End Caps are for pairs.

### Double Fascia

Width (in.)	Standard	Fabric-wrapped
36	\$44	\$69
48	56	83
60	69	96
72	86	112
84	99	125
96	113	139
108	126	153
120	143	168

Select Optional Accessories	Package Size	Unit Price	Broken Pkg.
Spring-Loaded Tension Retainer	25	\$3	\$4
Spring-Loaded Drapery-Style Pulley	25	9	14
<b>Wall-Mount Angles*</b>			
2-7/8 in. x 2-7/8 in. x 1 in. (Single)	10	3	5
4 in. x 4 in. x 1-1/4 in. (Single)	10	8	12
4 in. x 4 in. x 3 in. (Double)	10	22	32
<b>LAM Upgrade:</b> Optional for shades less than 9 lbs. Standard for shades over 9 lbs.			18

\*Package Sizes of Wall-Mount Angles are in number of pieces, and NOT in number of pairs.

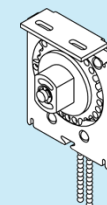
Specifications (including colors) subject to change without notice. Prices shown in U.S. dollars.



MechoSystems  
Corporate Headquarters  
42-03 35th Street  
Long Island City, NY 11101

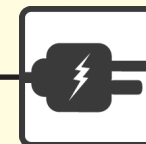
T: +1 (718) 729-2020  
F: +1 (718) 729-2941  
E: info@mechosystems.com  
W: mechosystems.com

February 13, 2017  
page 74





# ElectroShade® Motorized Shade System

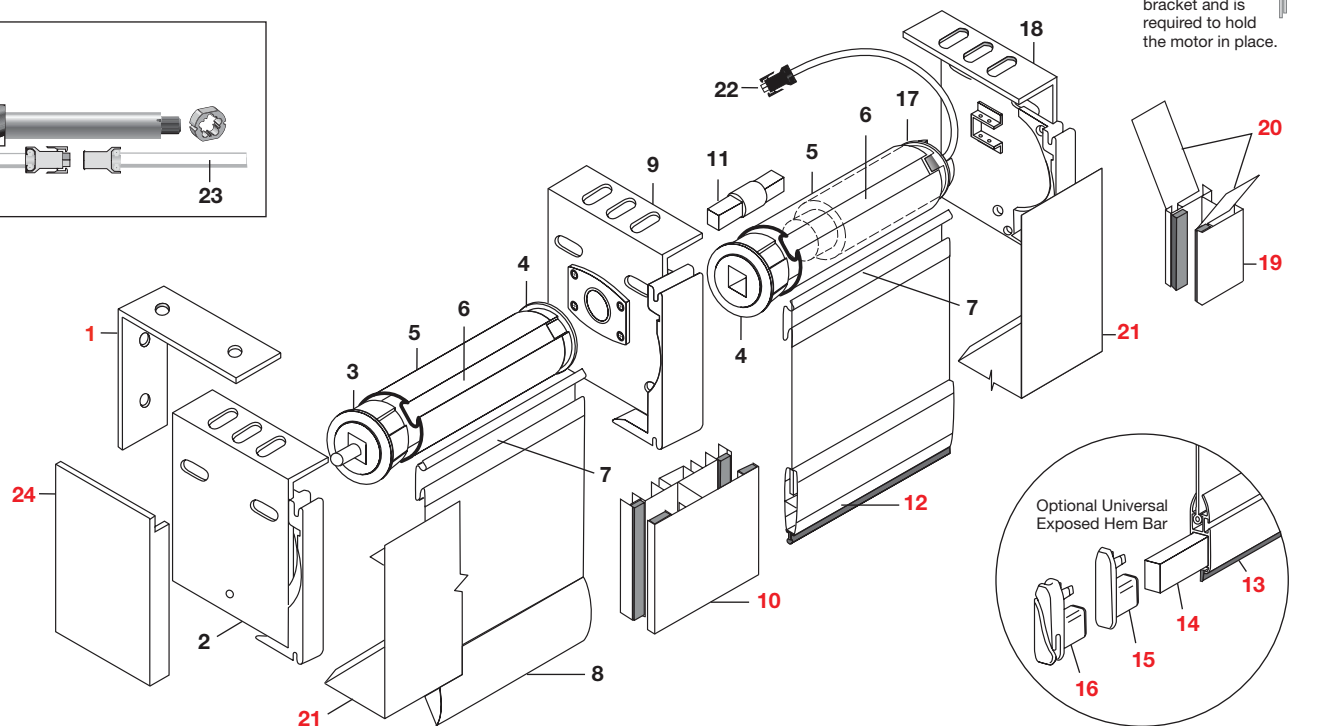
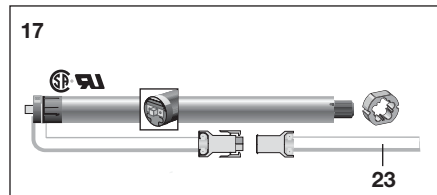


ElectroShade was the first fully commercial motorized shade system with the motor in the roller tube. And now, with the addition of our embedded technology, ElectroShades are up to 85% quieter than comparable, untreated systems. WhisperShade—the newest generation of the ElectroShade window-covering systems—provides whisper-quiet operation.

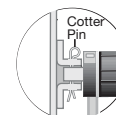
ElectroShades are ideal for conference rooms and other VIP spaces, public spaces, high-bay windows, and atriums, where accessibility is a problem. ElectroShades are available in 40mm and 50mm motor systems in various bracket sizes.

Note: Optional Regular-Roll fascia available for Electro®/2, Whisper/2 and Electro®/3. Optional Reverse-Roll Fascia available for Electro®/3 brackets. No Fascia available for Electro®/1, Whisper/2 or Electro®/3 Pocket brackets.

# Standard  
# Optional



For a complete list of controls please see the Controls section



Note: a cotter pin is supplied with each drive-end bracket and is required to hold the motor in place.

## Parts

1. Wall-Mount angle
2. Idle-end bracket
3. Idle-end pin/plug
4. Center support plug
5. SnapLoc® Tube (1-3/4 in., 2-12 in., and 3-12 in.)
6. SnapLoc spline mounting channel
7. SnapLoc spline
8. Hem Bar (standard cloth-covered)
9. Center support bracket
10. Room-darkening center channel (double)
11. Tube Connector
12. Exposed hem tube with light seal
13. Universal exposed hem bar with light seal
14. Optional weight
15. Finial—standard
16. Finial—For use with guide cable
17. Tubular motor assembly (A/C)
18. Drive-end bracket
19. Room-darkening side channel (single)
20. Room-darkening shadecloth guides (pair)
21. SnapLoc regular-roll fascia
22. Motor lead with disconnect plug (power plug)
23. J-box lead with disconnect plug
24. Fascia end caps (Electro®/2, Electro®/3, and Electro®/3 Extended only)
25. Cotter pin to hold motor in place

For single-band or multi-band manual shades. (Shown: Multi-band Electro®/2.)

Specifications (including colors) subject to change without notice. Prices shown in U.S. dollars. Note: "Somfy" and "RTS" are trademarks of Somfy Systems, Inc.



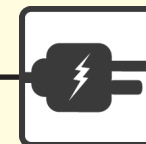
MechoSystems  
Corporate Headquarters  
42-03 35th Street  
Long Island City, NY 11101

T: +1 (718) 729-2020  
F: +1 (718) 729-2941  
E: info@mechosystems.com  
W: mechosystems.com

February 13, 2017  
page 75

# ElectroShade® Motorized Shade System

## Motor Upgrade and Features (optional)



### WhisperShade® IQ2®

- Two-way communication
- Built-in network and dry-contact control
- Cost-effective, daisy-chained wiring
- Simplified 3rd-party integration
- Repeatable, pinpoint shade positioning
- Quiet and powerful
- 6Nm+
- 50mm Diameter



### WhisperShade® ML

- Cost-effective
- Uses industry-standard wiring
- Operates with line-voltage SPDT or DPDT Switches
- Functions with IQ/MLC2 and other industry-standard shade controllers
- Quiet and powerful
- 6Nm+
- 50mm Diameter




### ElectroShade® RTS

- Whisper quiet
- Radio controlled
- Encoder with accurate and repeatable alignment
- Electronic limits set via remote radio transmitter
- 3rd-party control and integration capability via interface (IR, RS-232, and dry contact)
- 6Nm+
- 50mm Diameter



### Somfy® RTS

- Whisper quiet
- Radio controlled
- Encoder with accurate and repeatable alignment
- Electronic limits set via remote radio transmitter
- 3rd-party control and integration capability via interface (IR, RS-232, and dry contact)
- 6Nm+
- 50mm Diameter



### Somfy® ILT

- Whisper quiet
- On-board control
- Encoder with accurate and repeatable alignment
- Electronic limits.
- Direct control from a low-voltage switch
- Built in-dry contact controller
- 3rd-party control and integration
- 4Nm+
- 50mm Diameter



### Somfy® ST30

- Whisper quiet
- Low voltage motor
- Available as radio controlled (RTS), dry contact (DCT), or networkable (ILT)
- 6Nm+
- 30mm Diameter



### Somfy® ST40

- Whisper quiet
- Low voltage motor
- Available as radio controlled (RTS), dry contact (DCT), or networkable (ILT)
- 6Nm+
- 40mm Diameter



### Somfy® ST50

- Whisper quiet
- Control capability via hardwired line voltage switching, IQ/MLC, or SMC
- 6Nm+
- 50mm Diameter

### The warranty will be void if:

- The product has been improperly installed or not installed according to MechoSystems, guidelines or specifications.
- MechoSystems written instructions for installation and wiring of electrical connections were not followed.
- The product has been used to perform functions or operated in a manner contrary to its design or otherwise is used in a manner contrary to or in excess of MechoSystems specifications, drawings, or instruction.
- The product is used with electrical accessories or parts, including switches, relays, or other accessory components, that have not been previously approved in writing by MechoSystems.
- Any electrical accessories and other components have been used in disregard to the basic wiring diagram for which they were designed.
- Failure to comply with all MechoSystems written instructions and specifications.
- Repairs made necessary from normal wear of the product or by use of the parts or accessories which are either incompatible with the product or otherwise adversely affect its operation, performance, or durability.
- The product used for non interior applications or otherwise exposed to outdoor environmental conditions.

Specifications (including colors) subject to change without notice. Prices shown in U.S. dollars. Note: "Somfy" and "RTS" are trademarks of Somfy Systems, Inc.



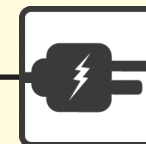
MechoSystems  
Corporate Headquarters  
42-03 35th Street  
Long Island City, NY 11101

T: +1 (718) 729-2020  
F: +1 (718) 729-2941  
E: info@mechosystems.com  
W: mechosystems.com

February 13, 2017  
page 76

# ElectroShade® Motorized Shade System

## Options: Motor Upgrade Price and Range



### Notes

DCT= Dry Contact

\* Includes RJ45–RJ12 Dongle  
(Stocking number:  
ESMC DONG 45 12)

Please note that the motor ranges shown apply for ElectroShades utilizing full fabric widths per band. Additionally, motor capacity will be sufficient to operate shades of greater height, but not necessarily of the full fabric width as mentioned above. Drive and idle end fabric deducts of shades with motors cited on this page may be different than that of shades with standard motors. Please contact tech support for specific answers.

Bracket	Electro®/1 and Electro®/2					Electro®/3		
Motor Upgrade	WhisperShade® ML	WhisperShade® IQ2®	Somfy® RTS	Somfy® ILT	ElectroShade® RTS	Somfy® ST30 RTS Low Voltage	Somfy® ST30 DCT Low Voltage	Somfy® ST30 RS-485 Low Voltage
Motor Torque	6 Nm	6 Nm	4 Nm	4 Nm	6 Nm 10 Nm 25 Nm	2 Nm	2 Nm	2 Nm
Min. Opening Width	26.5 in.	26.5 in.	35 in.	35 in.	30 in.	18.75 in.	18.75 in.	18.75 in.
Upgrade Add	\$-90	\$90*	\$144	\$243	\$139	\$116	\$80	\$155
Fabric Series 0100	98 in. wide/Non-railroaded 1 banded: all 2 banded: all 3 banded: all 4 banded: max 168 in. height  Railroaded all		98 in. wide/Non-railroaded 1 banded: all 2 banded: max 144 in. height 3 banded: max 72 in. height 4 banded: N/A  Railroaded 120 in. width: all 150 in. width: max 130 in. height 180 in. width: max. 90 in. height		all	Range of Somfy® ST30 motors is indicated on ElectroShade® Fabricated Shade Price pages. ST30 motors can also be used with UrbanShade if special tube sizes are used. Low-voltage motors will require a mated transformer or power supply. Upgrade prices do not include transformer or power supply. Please see page 196 for transformers and power supplies.		
0200	63 in. wide/Non-railroaded 1 banded: all 2 banded: all 3 banded: all 4 banded: all  126 in. wide/NonRailroaded: 1 banded: all 2 banded: all 3 banded: max 216 in. height 4 banded: max 120 in. height  Railroaded all		63 in. wide/Non-railroaded 1 banded: all 2 banded: all 3 banded: max 168 in. height 4 banded: max 120 in. height  126 in. wide/NonRailroaded: 1 banded: all 2 banded: max 96 in. height 3 banded: N/A 4 banded: N/A  Railroaded 90 in. width: all 120 in. width: all 150 in. width: max 110 in. height 180 in. width: max 110 in. height					

Specifications (including colors) subject to change without notice. Prices shown in U.S. dollars. Note: "Somfy" and "RTS" are trademarks of Somfy Systems, Inc.



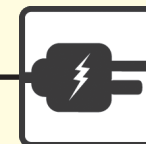
MechoSystems  
Corporate Headquarters  
42-03 35th Street  
Long Island City, NY 11101

T: +1 (718) 729-2020  
F: +1 (718) 729-2941  
E: info@mechosystems.com  
W: mechosystems.com

February 13, 2017  
page 77

# ElectroShade® Motorized Shade System

## Options: Motor Upgrade Price and Range



### Notes

DCT= Dry Contact

\* Includes RJ45–RJ12 Dongle  
(Stocking number:  
ESMC DONG 45 12)

Please note that the motor ranges shown apply for ElectroShades utilizing full fabric widths per band. Additionally, motor capacity will be sufficient to operate shades of greater height, but not necessarily of the full fabric width as mentioned above. Drive and idle end fabric deducts of shades with motors cited on this page may be different than that of shades with standard motors. Please contact tech support for specific answers.

Bracket	Electro®/1 and Electro®/2					Electro®/3		
Motor Upgrade	WhisperShade® ML	WhisperShade® IQ2®	Somfy® RTS	Somfy® ILT	ElectroShade® RTS	Somfy® ST30 RTS Low Voltage	Somfy® ST30 DCT Low Voltage	Somfy® ST30 RS-485 Low Voltage
Motor Torque	6 Nm	6 Nm	4 Nm	4 Nm	6 Nm 10 Nm 25 Nm	2 Nm	2 Nm	2 Nm
Minimum Opening Width	26.5 in.	26.5 in.	35 in.	35 in.	30 in.	18.75 in.	18.75 in.	18.75 in.
Upgrade Add	\$-90	\$90*	\$144	\$243	\$139	\$116	\$80	\$155
<b>Fabric Series 0500 and 0500</b>	all		<b>94 in. wide/Non-railroaded</b> 1 banded: all 2 banded: all 3 banded: all 4 banded: max 144 in. height  <b>Railroaded</b> 90 in. width: all 120 in. width: all 150 in. width: all 180 in. width: max 180 in. height		all	Range of Somfy® ST30 motors is indicated on ElectroShade® Fabricated Shade Price pages. ST30 motors can also be used with UrbanShade if special tube sizes are used. Low-voltage motors will require a mated transformer or power supply. Upgrade prices do not include transformer or power supply. Please see page 196 for transformers and power supplies.		
<b>0700</b>	<b>72 in. wide/Non-railroaded</b> 1 banded: all 2 banded: all 3 banded: all 4 banded: max 216 in. height  <b>Railroaded: all</b>		<b>72 in. wide/Non-railroaded</b> 1 banded: all 2 banded: max 192 in. height 3 banded: max 96 in. height 4 banded: max 72 in. height  <b>Railroaded</b> 120 in. width: all 150 in. width: max 145 in. height 180 in. width: max 70 in. height					
<b>0890</b>	<b>86 in. wide/Non-railroaded all</b>  <b>Railroaded all</b>		<b>96 in. wide/Non-railroaded</b> 1 banded: all 2 banded: all 3 banded: max 168 in. height 4 banded: max 96 in. height  <b>Railroaded</b> 150 in. width: all 180 in. width: max 130 in. height					

Specifications (including colors) subject to change without notice. Prices shown in U.S. dollars. Note: "Somfy" and "RTS" are trademarks of Somfy Systems, Inc.



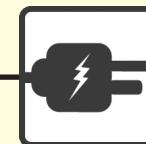
MechoSystems  
Corporate Headquarters  
42-03 35th Street  
Long Island City, NY 11101

T: +1 (718) 729-2020  
F: +1 (718) 729-2941  
E: info@mechosystems.com  
W: mechosystems.com

February 13, 2017  
page 78

# ElectroShade® Motorized Shade System

## Options: Motor Upgrade Price and Range



### Notes

DCT= Dry Contact

\* Includes RJ45–RJ12 Dongle  
(Stocking number:  
ESMC DONG 45 12)

Please note that the motor ranges shown apply for ElectroShades utilizing full fabric widths per band. Additionally, motor capacity will be sufficient to operate shades of greater height, but not necessarily of the full fabric width as mentioned above. Drive and idle end fabric deducts of shades with motors cited on this page may be different than that of shades with standard motors. Please contact tech support for specific answers.

Bracket	Electro®/1 and Electro®/2					Electro®/3		
Motor Upgrade	WhisperShade® ML	WhisperShade® IQ2®	Somfy® RTS	Somfy® ILT	ElectroShade® RTS	Somfy® ST30 RTS Low Voltage	Somfy® ST30 DCT Low Voltage	Somfy® ST30 RS-485 Low Voltage
Motor Torque	6 Nm 12 Nm	6 Nm 12 Nm	4 Nm	4 Nm	6 Nm 10 Nm 25 Nm	2 Nm	2 Nm	2 Nm
Minimum Opening Width	26.5 in.	26.5 in.	35 in.	35 in.	30 in.	18.75 in.	18.75 in.	18.75 in.
Upgrade Add	\$-90	\$90*	\$144	\$243	\$139	\$116	\$80	\$155
Fabric Series 1000, 1300, 5400	<b>63 in. wide/Non-railroaded</b> 1 banded: all 2 banded: all 3 banded: all 4 banded: max 216 in. height  <b>96 in. wide/Non-railroaded</b> 1 banded: all 2 banded: all 3 banded: max 192 in. height 4 banded: max 120 in. height  <b>Railroaded</b> all		<b>63 in. wide/Non-railroaded</b> 1 banded: all 2 banded: max 144 in. height 3 banded: max 96 in. height 4 banded: max 72 in. height  <b>63 in. wide/Non-Railroaded</b> 1 banded: all 2 banded: max 168 in. height 3 banded: max 96 in. height 4 banded: max 72 in. height  <b>Railroaded</b> 90 in. width: all 120 in. width: max 170 in. height 150 in. width: max 130 in. height 180 in. width: max 70 in. height		all	Range of Somfy® ST30 motors is indicated on ElectroShade® Fabricated Shade Price pages. ST30 motors can also be used with UrbanShade if special tube sizes are used. Low-voltage motors will require a mated transformer or power supply. Upgrade prices do not include transformer or power supply. Please see page 196 for transformers and power supplies.		
0950, 1350, 1550	<b>100 in. wide/Non-railroaded</b> 1 banded: all 2 banded: all 3 banded: all 4 banded: max 168 in. height  <b>Railroaded</b> all		<b>100 in. wide/Non-railroaded</b> 1 banded: all 2 banded: max 144 in. height 3 banded: max 72 in. height 4 banded: N/A  <b>Railroaded</b> 120 in. width: all 150 in. width: max 180 in. height 180 in. width: max 90 in. height					

Specifications (including colors) subject to change without notice. Prices shown in U.S. dollars. Note: "Somfy" and "RTS" are trademarks of Somfy Systems, Inc.



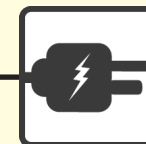
MechoSystems  
Corporate Headquarters  
42-03 35th Street  
Long Island City, NY 11101

T: +1 (718) 729-2020  
F: +1 (718) 729-2941  
E: info@mechosystems.com  
W: mechosystems.com

February 13, 2017  
page 79

# ElectroShade® Motorized Shade System

## Options: Motor Upgrade Price and Range



### Notes

DCT= Dry Contact

\* Includes RJ45–RJ12 Dongle  
(Stocking number:  
ESMC DONG 45 12)

Please note that the motor ranges shown apply for ElectroShades utilizing full fabric widths per band. Additionally, motor capacity will be sufficient to operate shades of greater height, but not necessarily of the full fabric width as mentioned above. Drive and idle end fabric deducts of shades with motors cited on this page may be different than that of shades with standard motors. Please contact tech support for specific answers.

Bracket	Electro®/1 and Electro®/2					Electro®/3		
Motor Upgrade	WhisperShade® ML	WhisperShade® IQ2®	Somfy® RTS	Somfy® ILT	ElectroShade® RTS	Somfy® ST30 RTS Low Voltage	Somfy® ST30 DCT Low Voltage	Somfy® ST30 RS-485 Low Voltage
Motor Torque	6 Nm 12 Nm	6 Nm 12 Nm	4 Nm	4 Nm	6 Nm 10 Nm 25 Nm	2 Nm	2 Nm	2 Nm
Minimum Opening Width	26.5 in.	26.5 in.	35 in.	35 in.	30 in.	18.75 in.	18.75 in.	18.75 in.
Upgrade Add	\$-90	\$90*	\$144	\$243	\$139	\$116	\$80	\$155
<b>1300 Super-wide® 126 in.</b>	<b>Non-railroaded</b> 1 banded: all 2 banded: max 216 in. height 3 banded: max 120 in. height 4 banded: max 72 in. height  <b>Railroaded</b> 126 in. width: all 150 in. width: max 270 in. height 180 in. width: max 220 in. height		<b>Non-railroaded</b> 1 banded: max 168 in. height 2 banded: N/A 3 banded: N/A 4 banded: N/A  <b>Railroaded</b> 60 in. width: all 90 in. width: max 240 in. height 120 in. width: max 170 in. height 150 in. width: max 130 in. height 180 in. width: max 70 in. height		all	Range of Somfy® ST30 motors is indicated on ElectroShade® Fabricated Shade Price pages. ST30 motors can also be used with UrbanShade if special tube sizes are used. Low-voltage motors will require a mated transformer or power supply. Upgrade prices do not include transformer or power supply. Please see page 196 for transformers and power supplies.		

Specifications (including colors) subject to change without notice. Prices shown in U.S. dollars. Note: "Somfy" and "RTS" are trademarks of Somfy Systems, Inc.



MechoSystems  
Corporate Headquarters  
42-03 35th Street  
Long Island City, NY 11101

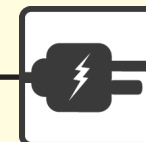
T: +1 (718) 729-2020  
F: +1 (718) 729-2941  
E: info@mechosystems.com  
W: mechosystems.com

February 13, 2017  
page 80



# ElectroShade® Motorized Shade System

## Options: Motor Upgrade Price and Range



### Notes

DCT= Dry Contact

\* Includes RJ45–RJ12 Dongle  
(Stocking number:  
ESMC DONG 45 12)

Please note that the motor ranges shown apply for ElectroShades utilizing full fabric widths per band. Additionally, motor capacity will be sufficient to operate shades of greater height, but not necessarily of the full fabric width as mentioned above. Drive and idle end fabric deducts of shades with motors cited on this page may be different than that of shades with standard motors. Please contact tech support for specific answers.

Bracket	Electro®/1 and Electro®/2					Electro®/3		
Motor Upgrade	WhisperShade® ML	WhisperShade® IQ2®	Somfy® RTS	Somfy® ILT	ElectroShade® RTS	Somfy® ST30 RTS Low Voltage	Somfy® ST30 DCT Low Voltage	Somfy® ST30 RS-485 Low Voltage
Motor Torque	6 Nm 12 Nm	6 Nm 12 Nm	4 Nm	4 Nm	6 Nm 10 Nm 25 Nm	2 Nm	2 Nm	2 Nm
Minimum Opening Width	26.5 in.	26.5 in.	35 in.	35 in.	30 in.	18.75 in.	18.75 in.	18.75 in.
Upgrade Add	\$-90	\$90*	\$144	\$243	\$139	\$116	\$80	\$155
<b>1500</b>	<b>63 in. wide/Non-railroaded</b> 1 banded: all 2 banded: all 3 banded: all 4 banded: max 192 in. height  <b>96 in. wide/Non-railroaded</b> 1 banded: all 2 banded: all 3 banded: max 168 in. height 4 banded: max 192 in. height  <b>Railroaded</b> 150 in. width: all 180 width: max 190 in. height		<b>63 in. wide/Non-railroaded</b> 1 banded: all 2 banded: max 168 in. height 3 banded: max 96 in. height 4 banded: N/A  <b>96 in. wide/Non-railroaded</b> 1 banded: all 2 banded: max 96 in. height 3 banded: N/A 4 banded: N/A  <b>Railroaded</b> 90 in. width: all 120 in. width: max 170 in. height 150 in. width: max 110 in. height 180 in. width: max 60 in. height		all	Range of Somfy® ST30 motors is indicated on ElectroShade® Fabricated Shade Price pages. ST30 motors can also be used with UrbanShade if special tube sizes are used. Low-voltage motors will require a mated transformer or power supply. Upgrade prices do not include transformer or power supply. Please see page 196 for transformers and power supplies.		

Specifications (including colors) subject to change without notice. Prices shown in U.S. dollars. Note: "Somfy" and "RTS" are trademarks of Somfy Systems, Inc.



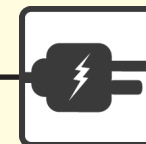
MechoSystems  
Corporate Headquarters  
42-03 35th Street  
Long Island City, NY 11101

T: +1 (718) 729-2020  
F: +1 (718) 729-2941  
E: info@mechosystems.com  
W: mechosystems.com

February 13, 2017  
page 81

# ElectroShade® Motorized Shade System

## Options: Motor Upgrade Price and Range



### Notes

DCT= Dry Contact

\* Includes RJ45–RJ12 Dongle  
(Stocking number:  
ESMC DONG 45 12)

Please note that the motor ranges shown apply for ElectroShades utilizing full fabric widths per band. Additionally, motor capacity will be sufficient to operate shades of greater height, but not necessarily of the full fabric width as mentioned above. Drive and idle end fabric deducts of shades with motors cited on this page may be different than that of shades with standard motors. Please contact tech support for specific answers.

Bracket	Electro®/1 and Electro®/2					Electro®/3		
Motor Upgrade	WhisperShade® IQ2®	WhisperShade® IQ2®	Somfy® RTS	Somfy® ILT	ElectroShade® RTS	Somfy® ST30 RTS Low Voltage	Somfy® ST30 DCT Low Voltage	Somfy® ST30 RS-485 Low Voltage
Motor Torque	6 Nm 12 Nm	6 Nm 12 Nm	4 Nm	4 Nm	6 Nm 10 Nm 25 Nm	2 Nm	2 Nm	2 Nm
Minimum Opening Width	26.5 in.	26.5 in.	35 in.	35 in.	30 in.	18.75 in.	18.75 in.	18.75 in.
Upgrade Add	\$-90	\$90*	\$144	\$243	\$139	\$116	\$80	\$155
<b>1500 Super-wide® 126 in.</b>	<b>Non-railroaded</b> 1 banded: all 2 banded: max 192 in. height 3 banded: max 96 in. height 4 banded: max 72 in. height  <b>Railroaded</b> 126 in. width: all 150 in. width: max 240 in. height 180 in. width: max 200 in. height		<b>Non-railroaded</b> 1 banded: max 144 in. height 2 banded: N/A 3 banded: N/A 4 banded: N/A  <b>Railroaded</b> 60 in. width: all 90 in. width: max 240 in. height 120 in. width: max 170 in. height 150 in. width: max 120 in. height 180 in. width: max 60 in. height		all	Range of Somfy® ST30 motors is indicated on ElectroShade® Fabricated Shade Price pages. ST30 motors can also be used with UrbanShade if special tube sizes are used. Low-voltage motors will require a mated transformer or power supply. Upgrade prices do not include transformer or power supply. Please see page 196 for transformers and power supplies.		

Specifications (including colors) subject to change without notice. Prices shown in U.S. dollars. Note: "Somfy" and "RTS" are trademarks of Somfy Systems, Inc.



MechoSystems  
Corporate Headquarters  
42-03 35th Street  
Long Island City, NY 11101

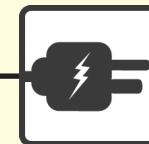
T: +1 (718) 729-2020  
F: +1 (718) 729-2941  
E: info@mechosystems.com  
W: mechosystems.com

February 13, 2017  
page 82



# ElectroShade® Motorized Shade System

## Options: Motor Upgrade Price and Range



### Notes

DCT= Dry Contact

\* Includes RJ45–RJ12 Dongle  
(Stocking number:  
ESMC DONG 45 12)

Please note that the motor ranges shown apply for ElectroShades utilizing full fabric widths per band. Additionally, motor capacity will be sufficient to operate shades of greater height, but not necessarily of the full fabric width as mentioned above. Drive and idle end fabric deducts of shades with motors cited on this page may be different than that of shades with standard motors. Please contact tech support for specific answers.

Bracket	Electro®/1 and Electro®/2					Electro®/3		
Motor Upgrade	WhisperShade® ML	WhisperShade® IQ2®	Somfy® RTS	Somfy® ILT	ElectroShade® RTS	Somfy® ST30 RTS Low Voltage	Somfy® ST30 DCT Low Voltage	Somfy® ST30 RS-485 Low Voltage
Motor Torque	6 Nm 12 Nm	6 Nm 12 Nm	4 Nm	4 Nm	6 Nm 10 Nm 25 Nm	2 Nm	2 Nm	2 Nm
Minimum Opening Width	26.5 in.	26.5 in.	35 in.	35 in.	30 in.	18.75 in.	18.75 in.	18.75 in.
Upgrade Add	\$-90	\$90*	\$144	\$243	\$139	\$116	\$80	\$155
<b>2100</b>	<b>63 in. wide/Non-railroaded</b> 1 banded: all 2 banded: all 3 banded: all 4 banded: all  <b>96 in. wide/Non-railroaded</b> 1 banded: all 2 banded: all 3 banded: max 216 in. height 4 banded: max 144 in. height  <b>Railroaded</b> all		<b>63 in. wide/Non-railroaded</b> 1 banded: all 2 banded: max 192 in. height 3 banded: max 120 in. height 4 banded: max 72 in. height  <b>96 in. wide/Non-railroaded</b> 1 banded: all 2 banded: max 120 in. height 3 banded: max 72 in. height 4 banded: N/A  <b>Railroaded</b> 90 in. width: all 120 in. width: max 200 in. height 150 in. width: max 145 in. height 180 in. width: max 80 in. height		all	Range of Somfy® ST30 motors is indicated on ElectroShade® Fabricated Shade Price pages. ST30 motors can also be used with UrbanShade if special tube sizes are used. Low-voltage motors will require a mated transformer or power supply. Upgrade prices do not include transformer or power supply. Please see page 196 for transformers and power supplies.		

Specifications (including colors) subject to change without notice. Prices shown in U.S. dollars. Note: "Somfy" and "RTS" are trademarks of Somfy Systems, Inc.



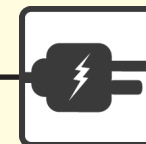
MechoSystems  
Corporate Headquarters  
42-03 35th Street  
Long Island City, NY 11101

T: +1 (718) 729-2020  
F: +1 (718) 729-2941  
E: info@mechosystems.com  
W: mechosystems.com

February 13, 2017  
page 83

# ElectroShade® Motorized Shade System

## Options: Motor Upgrade Price and Range



### Notes

DCT= Dry Contact

\* Includes RJ45–RJ12 Dongle  
(Stocking number:  
ESMC DONG 45 12)

Please note that the motor ranges shown apply for ElectroShades utilizing full fabric widths per band. Additionally, motor capacity will be sufficient to operate shades of greater height, but not necessarily of the full fabric width as mentioned above. Drive and idle end fabric deducts of shades with motors cited on this page may be different than that of shades with standard motors. Please contact tech support for specific answers.

Bracket	Electro®/1 and Electro®/2					Electro®/3		
Motor Upgrade	WhisperShade® ML	WhisperShade® IQ2®	Somfy® RTS	Somfy® ILT	ElectroShade® RTS	Somfy® ST30 RTS Low Voltage	Somfy® ST30 DCT Low Voltage	Somfy® ST30 RS-485 Low Voltage
Motor Torque	6 Nm 12 Nm	6 Nm 12 Nm	4 Nm	4 Nm	6 Nm 10 Nm 25 Nm	2 Nm	2 Nm	2 Nm
Minimum Opening Width	26.5 in.	26.5 in.	35 in.	35 in.	30 in.	18.75 in.	18.75 in.	18.75 in.
Upgrade Add	\$-90	\$90*	\$144	\$243	\$139	\$116	\$80	\$155
<b>0900, 3000</b>	<b>72 in. wide/Non-railroaded</b> 1 banded: all 2 banded: all 3 banded: max 216 in. height 4 banded: max 144 in. height  <b>96 in. wide/Non-railroaded</b> 1 banded: all 2 banded: all 3 banded: max 168 in. height 4 banded: max 96 in. height  <b>Railroaded</b> 150 in. width: all 180 in. width: max 180 in. height		<b>63 in. wide/Non-Railroaded</b> 1 banded: all 2 banded: all 3 banded: all 4 banded: all  <b>96 in. wide/Non-Railroaded</b> 1 banded: all 2 banded: all 3 banded: max 216 in. height 4 banded: max 144 in. height  <b>Railroaded</b> all		all	Range of Somfy® ST30 motors is indicated on ElectroShade® Fabricated Shade Price pages. ST30 motors can also be used with UrbanShade if special tube sizes are used. Low-voltage motors will require a mated transformer or power supply. Upgrade prices do not include transformer or power supply. Please see page 196 for transformers and power supplies.		

Specifications (including colors) subject to change without notice. Prices shown in U.S. dollars. Note: "Somfy" and "RTS" are trademarks of Somfy Systems, Inc.



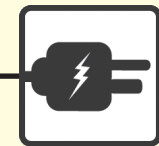
MechoSystems  
Corporate Headquarters  
42-03 35th Street  
Long Island City, NY 11101

T: +1 (718) 729-2020  
F: +1 (718) 729-2941  
E: info@mechosystems.com  
W: mechosystems.com

February 13, 2017  
page 84

# ElectroShade® Motorized Shade System

## Options: Motor Upgrade Price and Range



### Notes

DCT= Dry Contact

\* Includes RJ45–RJ12 Dongle  
(Stocking number:  
ESMC DONG 45 12)

Please note that the motor ranges shown apply for ElectroShades utilizing full fabric widths per band. Additionally, motor capacity will be sufficient to operate shades of greater height, but not necessarily of the full fabric width as mentioned above. Drive and idle end fabric deducts of shades with motors cited on this page may be different than that of shades with standard motors. Please contact tech support for specific answers.

Bracket	Electro®/1 and Electro®/2					Electro®/3		
Motor Upgrade	WhisperShade® ML	WhisperShade® IQ2®	Somfy® RTS	Somfy® ILT	ElectroShade® RTS	Somfy® ST30 RTS Low Voltage	Somfy® ST30 DCT Low Voltage	Somfy® ST30 RS-485 Low Voltage
Motor Torque	6 Nm 12 Nm	6 Nm 12 Nm	4 Nm	4 Nm	6 Nm 10 Nm 25 Nm	2 Nm	2 Nm	2 Nm
Minimum Opening Width	26.5 in.	26.5 in.	35 in.	35 in.	30 in.	18.75 in.	18.75 in.	18.75 in.
Upgrade Add	\$-90	\$90*	\$144	\$243	\$139	\$116	\$80	\$155
<b>5100, 5200, 5300, 6000</b>	<b>72 in. wide/Non-Railroaded</b> 1 banded: all 2 banded: max 120 in. height 3 banded: max 72 in. height 4 banded: N/A  <b>96 in. width/Non-Railroaded</b> 1 banded: all 2 banded: all 3 banded: max 216 in. height 4 banded: max 144 in. height  <b>Railroaded</b> all		<b>63 in. wide/Non-Railroaded</b> 1 banded: all 2 banded: max 216 in. height 3 banded: max 120 in. height 4 banded: max 72 in. height  <b>96 in. wide/Non-Railroaded</b> 1 banded: all 2 banded: max 120 in. height 3 banded: max 72 in. height 4 banded: N/A  <b>Railroaded</b> 90 in. width: all 120 in. width: max 210 in. height 150 in. width: max 150 in. height 180 in. width: max 80 in. height		all	Range of Somfy® ST30 motors is indicated on ElectroShade® Fabricated Shade Price pages. ST30 motors can also be used with UrbanShade if special tube sizes are used. Low-voltage motors will require a mated transformer or power supply. Upgrade prices do not include transformer or power supply. Please see page 214 for transformers and power supplies.		

Specifications (including colors) subject to change without notice. Prices shown in U.S. dollars. Note: "Somfy" and "RTS" are trademarks of Somfy Systems, Inc.



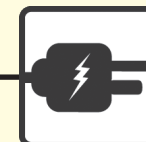
MechoSystems  
Corporate Headquarters  
42-03 35th Street  
Long Island City, NY 11101

T: +1 (718) 729-2020  
F: +1 (718) 729-2941  
E: info@mechosystems.com  
W: mechosystems.com

February 13, 2017  
page 85

# ElectroShade® Motorized Shade System

## Options: Motor Upgrade Price and Range



### Notes

DCT= Dry Contact

\* Includes RJ45–RJ12 Dongle  
(Stocking number:  
ESMC DONG 45 12)

Please note that the motor ranges shown apply for ElectroShades utilizing full fabric widths per band. Additionally, motor capacity will be sufficient to operate shades of greater height, but not necessarily of the full fabric width as mentioned above. Drive and idle end fabric deducts of shades with motors cited on this page may be different than that of shades with standard motors. Please contact tech support for specific answers.

Bracket	Electro®/1 and Electro®/2					Electro®/3		
Motor Upgrade	WhisperShade® ML	WhisperShade® IQ2®	Somfy® RTS	Somfy® ILT	ElectroShade® RTS	Somfy® ST30 RTS Low Voltage	Somfy® ST30 DCT Low Voltage	Somfy® ST30 RS-485 Low Voltage
Motor Torque	6 Nm 12 Nm	6 Nm 12 Nm	4 Nm	4 Nm	6 Nm 10 Nm 25 Nm	2 Nm	2 Nm	2 Nm
Minimum Opening Width	26.5 in.	26.5 in.	35 in.	35 in.	30 in.	18.75 in.	18.75 in.	18.75 in.
Upgrade Add	\$-90	\$90*	\$144	\$243	\$139	\$116	\$80	\$155
<b>6200</b>	<b>63 in. wide/Non-railroaded</b> 1 banded: all 2 banded: all 3 banded: all 4 banded: all  <b>96 in. wide/Non-railroaded</b> 1 banded: all 2 banded: all 3 banded: all 4 banded: max 168 in. height  <b>Railroaded</b> all		<b>63 in. wide/Non-Railroaded</b> 1 banded: all 2 banded: max 192 in. height 3 banded: max 96 in. height 4 banded: max 72 in. height  <b>96 in. wide/Non-Railroaded</b> 1 banded: all 2 banded: max 96 in. height 3 banded: N/A 4 banded: N/A  <b>Railroaded</b> 90 in. width: all 120 in. width: max 190 in. height 150 in. width: max 130 in. height 180 in. width: max 70 in. height		all	Range of Somfy® ST30 motors is indicated on ElectroShade® Fabricated Shade Price pages. ST30 motors can also be used with UrbanShade if special tube sizes are used. Low-voltage motors will require a mated transformer or power supply. Upgrade prices do not include transformer or power supply. Please see page 214 for transformers and power supplies.		
<b>6450</b>	<b>98 in. wide/Non-Railroaded</b> 1 banded: all 2 banded: all 3 banded: all 4 banded: max 216 in. height  <b>Railroaded</b> all		<b>98 in. wide/Non-Railroaded</b> 1 banded: all 2 banded: max 144 in. height 3 banded: max 72 in. height 4 banded: N/A  <b>Railroaded</b> 60 in. width: all 90 in. width: all 120 in. width: all 150 in. width: max 180 in. height 180 in. width: max 90 in. height					

Specifications (including colors) subject to change without notice. Prices shown in U.S. dollars. Note: "Somfy" and "RTS" are trademarks of Somfy Systems, Inc.



MechoSystems  
Corporate Headquarters  
42-03 35th Street  
Long Island City, NY 11101


T: +1 (718) 729-2020  
F: +1 (718) 729-2941  
E: info@mechosystems.com  
W: mechosystems.com

February 13, 2017  
page 86

# ElectroShade® Motorized Shade System

## Equinox (Blackout) 0100 Series

Non-Railroaded 98 in. wide shadecloth roll				
Brackets: Electro ®/1, Electro ®/3, and Extended				
Height (in.)	Width (in.)			
	98	196	294	392
	1 Band	2 Bands	3 Bands	4 Bands
72	⬆ \$1,031	⬆ \$1,434	⊗ \$1,982	⬠ \$2,453
96	⬆ 1,095	⊗ 1,589	⊗ 2,213	⬠ 2,813
120	⬆ 1,162	⊗ 1,728	⬠ 2,426	⬠ 3,141
144	⬆ 1,252	⊗ 1,950	⬠ 2,780	⬠ 3,560
168	⬆ 1,317	⊗ 2,117	⬠ 3,077	⬠ 3,877
192	⊗ 1,425	⬠ 2,353	⬠ 3,432	⬠ 4,284
216	⊗ 1,506	⬠ 2,512	⬠ 3,671	⬠ 4,597
240	⊗ 1,582	⬠ 2,670	⬠ 3,909	⬠ 4,910
Electro ®/2 Fascia with Electro ®/2 Upgrade				
E/2	\$118	\$202	\$286	\$379
Electro ®/3 Fascia				
E/3	\$40	\$79	\$118	\$157
E/3 Ext.	83	164	249	332



### Transparency

0100 Series 0%  
(opaque)

### Notes

- ⬠ Electro/3 or DoubleShades® #20 and 21 are NOT available.
- ⬠ Electro®/ 3 Extended.
- ⬠ Standard motor and Somfy® ST30 motor available for Electro/3.
- ⬠ These Electro/3 Extended Bracket shade sizes cannot accept SnapLoc® fascia.
- ⬠ Shades with a width-to-height ratio greater than 1:4 will include stabilizing battens.
- ⊗ Somfy® ST30 motor not available for Electro/3.
- ⬠ These shades require either Electro/1 Extended or Electro/2 Extended Brackets and cannot use standard Electro/2 Fascia. Be sure to use the Electro/2 Extended Fascia prices.

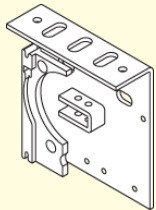
Specifications (including colors) subject to change without notice. Prices shown in U.S. dollars. Note: “Somfy” and “RTS” are trademarks of Somfy Systems, Inc.



MechoSystems  
Corporate Headquarters  
42-03 35th Street  
Long Island City, NY 11101

T: +1 (718) 729-2020  
F: +1 (718) 729-2941  
E: info@mechosystems.com  
W: mechosystems.com


February 13, 2017  
page 87



# ElectroShade® Motorized Shade System

## Equinox (Blackout) 0100 Series

Railroaded 98 in. wide shadecloth roll						
Brackets: Electro ®/1, Electro ®/3, and Extended						
Height (in.)	Width (in.)					No. of Seams/Battens
	60	90	120	150	180	
83	⬆ \$811	⬆ \$972	⬆ \$1,148	⬆ \$1,372	⬆ \$1,689	None
128	⬆ 926	⬆ 1,179	⬆ 1,407	⬆ 1,713	⬆ 2,063	1 (94 in. from bottom)
177	⬆ 1,044	⬆ 1,357	⬆ 1,635	⬆ 2,163	⬆ 2,527	1 (94 in. from bottom)
222	⬆ 1,173	⬆ 1,578	⬆ 1,908	⬆ 2,600	⬆ 2,915	2 (1 every 94 in. from bottom)
Electro ®/2 Fascia with Electro ®/2 Upgrade						
E/2	\$89	\$116	\$135	\$179	\$179	
E/2 Ext.	90	126	149	184	264	
Electro ®/3 Fascia						
E/3	\$22	\$41	\$52	\$65	\$65	
E/3 Ext.	49	72	98	125	125	



### Transparency

0100 Series 0%  
(opaque)

### Notes

- ⬆ Electro/3 or DoubleShades® #20 and 21 are NOT available.
- ⬆ Electro®/ 3 Extended.
- ⬆ Standard motor and Somfy® ST30 motor available for Electro/3.
- ⬆ These Electro/3 Extended Bracket shade sizes cannot accept SnapLoc® fascia.
- ⬆ Shades with a width-to-height ratio greater than 1:4 will include stabilizing battens.
- ⬆ Somfy® ST30 motor not available for Electro/3.
- ⬆ These shades require either Electro/1 Extended or Electro/2 Extended Brackets and cannot use standard Electro/2 Fascia. Be sure to use the Electro/2 Extended Fascia prices.

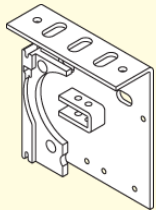
Specifications (including colors) subject to change without notice. Prices shown in U.S. dollars. Note: “Somfy” and “RTS” are trademarks of Somfy Systems, Inc.



MechoSystems  
Corporate Headquarters  
42-03 35th Street  
Long Island City, NY 11101

T: +1 (718) 729-2020  
F: +1 (718) 729-2941  
E: info@mechosystems.com  
W: mechosystems.com

February 13, 2017  
page 88



# ElectroShade® Motorized Shade System

## Midnite® (Blackout) 0200 Series

### Non-Railroaded 63 in. wide shadecloth roll

#### Brackets: Electro ®/1, Electro ®/3, and Extended

Height (in.)	Width (in.)			
	63	126	189	252
	1 Band	2 Bands	3 Bands	4 Bands
72	▲ \$717	▲ \$1,014	▲ \$1,305	◇ \$1,596
96	▲ 765	▲ 1,110	▲ 1,447	◇ 1,786
120	▲ 813	▲ 1,206	▲ 1,590	◇ 1,977
144	▲ 873	▲ 1,327	⊗ 1,774	◇ 2,221
168	▲ 922	▲ 1,423	⊗ 1,917	◇ 2,407
192	▲ 997	▲ 1,572	⊗ 2,140	◇ 2,704
216	▲ 1,043	▲ 1,667	⊗ 2,280	◇ 2,988
240	▲ 1,091	⊠ 1,763	⊠ 2,420	◇ 3,174

#### Electro ®/2 Fascia with Electro ®/2 Upgrade

E/2	\$89	\$145	\$199	\$254
-----	------	-------	-------	-------

#### Electro ®/3 Fascia

E/3	\$22	\$47	\$61	\$93
E/3 Ext.	46	90	117	179

### Non-Railroaded 126 in. wide shadecloth roll

#### Brackets: Electro ®/1, Electro ®/3, and Extended

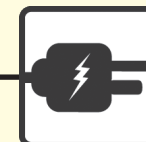
Height (in.)	Width (in.)			
	126	252	378	504
	1 Band	2 Bands	3 Bands	4 Bands
72	▲ \$1,007	⊗ \$1,548	◇ \$2,135	◇ \$2,762
96	▲ 1,103	⊗ 1,738	◇ 2,423	◇ 3,143
120	▲ 1,199	⊗ 1,930	◇ 2,801	◇ 3,519
144	⊠ 1,317	◇ 2,166	◇ 3,156	◇ 4,081
168	⊠ 1,412	◇ 2,355	◇ 3,436	◇ 4,455
192	⊠ 1,544	◇ 2,616	◇ 3,829	◇ 4,979
216	◇ 1,639	◇ 2,900	◇ 4,109	◇ 5,352
240	◇ 1,734	◇ 3,088	◇ 4,481	◇ 5,725

#### Electro ®/2 Fascia with Electro ®/2 Upgrade

E/2	\$116	\$198	\$279	\$362
-----	-------	-------	-------	-------

#### Electro ®/3 Fascia

E/3	\$39	\$75	\$113	\$150
E/3 Ext.	72	146	217	290



#### Transparency

0200 Series 0% (opaque)

#### Notes

- ◇ Electro/3 or DoubleShades® #20 and 21 are NOT available.
- ⊠ Electro®/ 3 Extended.
- ▲ Standard motor and Somfy® ST30 motor available for Electro/3.
- ⓘ These Electro/3 Extended Bracket shade sizes cannot accept SnapLoc® fascia.
- ⊠ Shades with a width-to-height ratio greater than 1:4 will include stabilizing battens.
- ⊗ Somfy® ST30 motor not available for Electro/3.
- ⚡ These shades require either Electro/1 Extended or Electro/2 Extended Brackets and cannot use standard Electro/2 Fascia. Be sure to use the Electro/2 Extended Fascia prices.

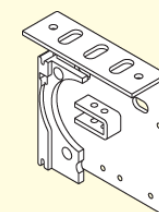
Specifications (including colors) subject to change without notice. Prices shown in U.S. dollars. Note: "Somfy" and "RTS" are trademarks of Somfy Systems, Inc.



MechoSystems  
Corporate Headquarters  
42-03 35th Street  
Long Island City, NY 11101

T: +1 (718) 729-2020  
F: +1 (718) 729-2941  
E: info@mechosystems.com  
W: mechosystems.com

February 13, 2017  
page 89



# ElectroShade® Motorized Shade System

## Midnite® (Blackout) 0200 Series

### Railroaded 126 in. wide shadecloth roll

#### Brackets: Electro ®/1, Electro ®/3, and Extended

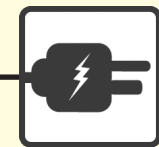
Height (in.)	Width (in.)					No. of Seams/Battens
	60	90	120	150	180	
48	▲ \$677	▲ \$782	▲ \$914	◇ \$1,080	◇ \$1,343	None
110	▲ 813	▲ 989	▲ 1,180	◇ 1,417	◇ 1,741	None
150	▲ 908	▲ 1,163	▲ 1,395	◇ 1,833	◇ 2,051	1 (122 in. from bottom)
235	▲ 1,111	▲ 1,467	▲ 1,776	◇ 2,337	◇ 2,726	1 (122 in. from bottom)

#### Electro ®/2 Fascia with Electro ®/2 Upgrade

E/2	\$89	\$116	\$135	\$179	\$179
E/2 Ext.	90	126	149	184	264

#### Electro ®/3 Fascia

E/3	\$22	\$41	\$52	\$65	\$65
E/3 Ext.	49	72	98	125	125



#### Transparency

0200 Series 0%  
(opaque)

#### Notes

- ◇ Electro/3 or DoubleShades® #20 and 21 are NOT available.
- Electro®/ 3 Extended.
- ▲ Standard motor and Somfy® ST30 motor available for Electro/3.
- ⓘ These Electro/3 Extended Bracket shade sizes cannot accept SnapLoc® fascia.
- ▣ Shades with a width-to-height ratio greater than 1:4 will include stabilizing battens.
- ⊗ Somfy® ST30 motor not available for Electro/3.
- These shades require either Electro/1 Extended or Electro/2 Extended Brackets and cannot use standard Electro/2 Fascia. Be sure to use the Electro/2 Extended Fascia prices.

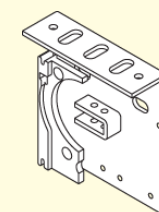
Specifications (including colors) subject to change without notice. Prices shown in U.S. dollars. Note: "Somfy" and "RTS" are trademarks of Somfy Systems, Inc.



MechoSystems  
Corporate Headquarters  
42-03 35th Street  
Long Island City, NY 11101

T: +1 (718) 729-2020  
F: +1 (718) 729-2941  
E: info@mechosystems.com  
W: mechosystems.com


February 13, 2017  
page 90





# ElectroShade® Motorized Shade System

## Chelsea (Blackout) 0250 Series



Openness  
0500 Series 5%

### Non-Railroaded 118 in. wide shadecloth roll

#### Brackets: Electro ®/1, Electro ®/3, and Extended

Height (in.)	Width (in.)			
	118	236	354	472
	1 Band	2 Bands	3 Bands	4 Bands
72	⚡ \$780	⚡ \$1,095	⚡ \$1,459	⚡ \$1,769
96	⚡ 822	⚡ 1,179	⚡ 1,585	2,029
120	⚡ 864	⚡ 1,263	⚡ 1,711	⚡ 2,197
144	⚡ 922	⚡ 1,378	⚡ 1,976	⚡ 2,427
168	⚡ 964	⚡ 1,462	⚡ 2,101	⚡ 2,594
192	⚡ 1,030	⚡ 1,593	⚡ 2,300	⚡ 2,946
216	⚡ 1,072	⚡ 1,678	⚡ 2,426	⚡ 3,114
240	⚡ 1,114	⚡ 1,854	⚡ 2,551	⚡ 3,281

#### Electro ®/2 Fascia with Electro ®/2 Upgrade

E/2	\$135	\$267	\$403	\$536
-----	-------	-------	-------	-------

#### Electro ®/3 Fascia

E/3	\$49	\$97	\$146	\$192
E/3 Ext.	92	182	271	362

- Notes**
- ⚡ Electro/3 or DoubleShades® #20 and 21 are NOT available.
  - ⚡ Electro®/ 3 Extended.
  - ⚡ Standard motor and Somfy® ST30 motor available for Electro/3.
  - ⚡ These Electro/3 Extended Bracket shade sizes cannot accept SnapLoc® fascia.
  - ⚡ Shades with a width-to-height ratio greater than 1:4 will include stabilizing battens.
  - ⚡ Somfy® ST30 motor not available for Electro/3.
  - ⚡ These shades require either Electro/1 Extended or Electro/2 Extended Brackets and cannot use standard Electro/2 Fascia. Be sure to use the Electro/2 Extended Fascia prices.

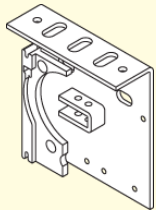
Specifications (including colors) subject to change without notice. Prices shown in U.S. dollars. Note: “Somfy” and “RTS” are trademarks of Somfy Systems, Inc.



MechoSystems  
Corporate Headquarters  
42-03 35th Street  
Long Island City, NY 11101

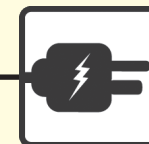
T: +1 (718) 729-2020  
F: +1 (718) 729-2941  
E: info@mechosystems.com  
W: mechosystems.com

February 13, 2017  
page 91



# ElectroShade® Motorized Shade System

## Chelsea (Blackout) 0250 Series



Openness

0550 Series 5%

### Railroaded 118 in. wide shadecloth roll

Brackets: Electro ®/1, Electro ®/3, and Extended

Height (in.)	Width (in.)					No. of Seams/Battens
	60	90	120	150	180	
45	▲ \$582	▲ \$648	▲ \$744	◇ \$857	◇ \$1,082	None
102	▲ 646	▲ 744	◇ 865	◇ 1,011	◇ 1,264	None
159	▲ 707	▲ 859	◇ 1,009	◇ 1,190	◇ 1,470	1 (114 in. from bottom)
217	▲ ■ 787	▲ ■ 979	◇ 1,156	◇ 1,376	◇ ■ 1,795	1 (114 in. from bottom)
273	◇ 862	◇ 1,116	◇ 1,321	◇ ■ 1,825	◇ ■ 2,015	2 (1 every 114 in. from bottom)

### Electro ®/2 Fascia with Electro ®/2 Upgrade

E/2	\$89	\$116	\$135	\$179	\$179
E/2 Ext.	90	126	149	184	264

### Electro ®/3 Fascia

E/3	\$22	\$41	\$52	\$65	\$65
E/3 Ext.	49	72	98	125	125

### Notes

- ◇ Electro/3 or DoubleShades® #20 and 21 are NOT available.
- Electro®/ 3 Extended.
- ▲ Standard motor and Somfy® ST30 motor available for Electro/3.
- ⓘ These Electro/3 Extended Bracket shade sizes cannot accept SnapLoc® fascia.
- ▣ Shades with a width-to-height ratio greater than 1:4 will include stabilizing battens.
- ⊗ Somfy® ST30 motor not available for Electro/3.
- These shades require either Electro/1 Extended or Electro/2 Extended Brackets and cannot use standard Electro/2 Fascia. Be sure to use the Electro/2 Extended Fascia prices.

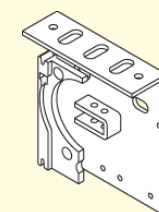
Specifications (including colors) subject to change without notice. Prices shown in U.S. dollars. Note: "Somfy" and "RTS" are trademarks of Somfy Systems, Inc.



MechoSystems  
Corporate Headquarters  
42-03 35th Street  
Long Island City, NY 11101


T: +1 (718) 729-2020  
F: +1 (718) 729-2941  
E: info@mechosystems.com  
W: mechosystems.com

February 13, 2017  
page 92



# ElectroShade® Motorized Shade System

## Classic Blackout 0700 Series



### Transparency

0700 Series 0%  
(opaque)

### Non-Railroaded 72 in. wide shadecloth roll

#### Brackets: Electro ®/1, Electro ®/3, and Extended

Height (in.)	Width (in.)			
	72	144	216	288
	1 Band	2 Bands	3 Bands	4 Bands
72	▲ \$683	▲ \$869	▲ \$1,048	◇ \$1,265
96	▲ 700	▲ 901	⊗ 1,095	◇ 1,328
120	▲ 716	▲ 932	⊗ 1,183	◇ 1,412
144	▲ 737	⊗ 977	⊗ 1,247	◇ 1,498
168	▲ 763	⊗ 1,022	⊗ 1,314	◇ 1,585
192	▲ 782	⊗ 1,064	◇ 1,395	◇ 1,674
216	▲ 803	⊗ 1,143	◇ 1,460	◇ 1,922
240	⬢ ⊠ 824	⬢ ⊗ 1,188	◇ 1,527	◇ 2,010

#### Electro ®/2 Fascia with Electro ®/2 Upgrade

E/2	\$98	\$162	\$225	\$290
-----	------	-------	-------	-------

#### Electro ®/3 Fascia

E/3	\$31	\$65	\$89	\$120
E/3 Ext.	54	117	168	234

### Notes

- ◇ Electro/3 or DoubleShades® #20 and 21 are NOT available.
- ⬢ Electro®/ 3 Extended.
- ▲ Standard motor and Somfy® ST30 motor available for Electro/3.
- ⬢ These Electro/3 Extended Bracket shade sizes cannot accept SnapLoc® fascia.
- ⬢ Shades with a width-to-height ratio greater than 1:4 will include stabilizing battens.
- ⊗ Somfy® ST30 motor not available for Electro/3.
- ⬢ These shades require either Electro/1 Extended or Electro/2 Extended Brackets and cannot use standard Electro/2 Fascia. Be sure to use the Electro/2 Extended Fascia prices.

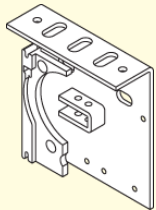
Specifications (including colors) subject to change without notice. Prices shown in U.S. dollars. Note: “Somfy” and “RTS” are trademarks of Somfy Systems, Inc.



MechoSystems  
Corporate Headquarters  
42-03 35th Street  
Long Island City, NY 11101

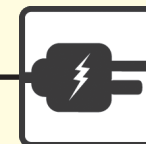
T: +1 (718) 729-2020  
F: +1 (718) 729-2941  
E: info@mechosystems.com  
W: mechosystems.com

February 13, 2017  
page 93



# ElectroShade® Motorized Shade System

## Classic Blackout 0700 Series



### Transparency

0700 Series 0%  
(opaque)

### Railroaded 72 in. wide shadecloth roll

#### Brackets: Electro®/1, Electro®/3, and Extended

Height (in.)	Width (in.)					No. of Seams/Battens
	60	90	120	150	180	
56.5	⬤ \$692	⬤ \$786	⬤ \$835	⬤ \$918	⬤ \$1,153	None
90	⬤ 702	⬤ 803	⬤ 856	⬤ 948	⬤ 1,335	1 (68 in. from bottom)
125.5	⬤ 724	⬤ 869	⬤ 899	⬤ 1,017	⬤ 1,414	1 (68 in. from bottom)
158	⬤ 767	⬤ 921	⬤ 999	⬤ 1,290	⬤ 1,490	2 (1 every 68 in. from bottom)
193.5	⬤ 795	⬤ 961	⬤ 1,048	⬤ 1,494	⬤ 1,616	2 (1 every 68 in. from bottom)

#### Electro®/2 Fascia with Electro®/2 Upgrade

E/2	\$89	\$116	\$135	\$179	\$179
E/2 Ext.	90	126	149	184	264

#### Electro®/3 Fascia

E/3	\$22	\$41	\$52	\$65	\$65
E/3 Ext.	49	72	98	125	125

### Notes

- ⬤ Electro/3 or DoubleShades® #20 and 21 are NOT available.
- ⬤ Electro®/ 3 Extended.
- ⬤ Standard motor and Somfy® ST30 motor available for Electro/3.
- ⬤ These Electro/3 Extended Bracket shade sizes cannot accept SnapLoc® fascia.
- ⬤ Shades with a width-to-height ratio greater than 1:4 will include stabilizing battens.
- ⬤ Somfy® ST30 motor not available for Electro/3.
- ⬤ These shades require either Electro/1 Extended or Electro/2 Extended Brackets and cannot use standard Electro/2 Fascia. Be sure to use the Electro/2 Extended Fascia prices.

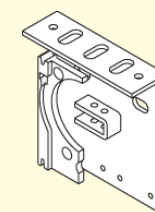
Specifications (including colors) subject to change without notice. Prices shown in U.S. dollars. Note: "Somfy" and "RTS" are trademarks of Somfy Systems, Inc.



MechoSystems  
Corporate Headquarters  
42-03 35th Street  
Long Island City, NY 11101

T: +1 (718) 729-2020  
F: +1 (718) 729-2941  
E: info@mechosystems.com  
W: mechosystems.com


February 13, 2017  
page 94



# ElectroShade® Motorized Shade System

## Distinctive (Blackout) 0800 Series

Non-Railroaded 96 in. wide shadecloth roll				
Brackets: Electro®/1, Electro®/3, and Extended				
Height (in.)	Width (in.)			
	96 1 Band	192 2 Bands	287 3 Bands	383 4 Bands
72	⬢ \$755	⊗ \$1,105	⬢ \$1,451	⬢ \$1,888
96	⬢ ⬢ 814	⬢ ⊗ 1,224	⬢ 1,718	⬢ 2,126
120	⬢ ⬢ 874	⬢ 1,343	⬢ 1,896	⬢ 2,448
144	⬢ ⊗ 948	⬢ 1,491	⬢ 2,119	⬢ 2,745
168	⬢ ⊗ 1,007	⬢ 1,699	⬢ 2,297	⬢ 2,982
192	⬢ ⊗ 1,090	⬢ 1,864	⬢ 2,629	⬢ 3,249
216	⬢ ⊗ 1,149	⬢ 1,983	⬢ 2,807	⬢ 3,486
240	⬢ ⊗ 1,208	⬢ 2,102	⬢ 2,985	⬢ 3,724



### Transparency

0800 Series 0%  
(opaque)

### Notes

- ⬢ Electro/3 or DoubleShades® #20 and 21 are NOT available.
- ⬢ Electro®/ 3 Extended.
- ⬢ Standard motor and Somfy® ST30 motor available for Electro/3.
- ⬢ These Electro/3 Extended Bracket shade sizes cannot accept SnapLoc® fascia.
- ⬢ Shades with a width-to-height ratio greater than 1:4 will include stabilizing battens.
- ⊗ Somfy® ST30 motor not available for Electro/3.
- ⬢ These shades require either Electro/1 Extended or Electro/2 Extended Brackets and cannot use standard Electro/2 Fascia. Be sure to use the Electro/2 Extended Fascia prices.

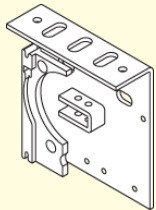
Specifications (including colors) subject to change without notice. Prices shown in U.S. dollars. Note: “Somfy” and “RTS” are trademarks of Somfy Systems, Inc.



MechoSystems  
Corporate Headquarters  
42-03 35th Street  
Long Island City, NY 11101

T: +1 (718) 729-2020  
F: +1 (718) 729-2941  
E: info@mechosystems.com  
W: mechosystems.com


February 13, 2017  
page 95



# ElectroShade® Motorized Shade System

## Distinctive (Blackout) 0800 Series

Railroaded 96 in. wide shadecloth roll						
Brackets: Electro®/1, Electro®/3, and Extended						
Height (in.)	Width (in.)					
	60	90	120	150	180	No. of Seams/Battens
81	▲ \$669	▲ \$786	▲ \$927	◇ \$1,091	◇ \$1,358	None
126	■ ▲ 751	■ ⊗ 934	◇ 1,113	◇ 1,462	◇ 1,717	1 (92 in. from bottom)
174	■ ▲ 836	■ ⊗ 1,061	◇ 1,278	■ ◇ 1,779	■ ◇ 1,982	1 (92 in. from bottom)
220	■ ⊗ 927	■ ⊗ 1,216	◇ 1,472	■ ◇ 2,018	■ ◇ 2,345	2 (1 every 92 in. from bottom)



### Transparency

0800 Series 0%  
(opaque)

### Notes

- ◇ Electro/3 or DoubleShades® #20 and 21 are NOT available.
- Electro®/ 3 Extended.
- ▲ Standard motor and Somfy® ST30 motor available for Electro/3.
- ⓘ These Electro/3 Extended Bracket shade sizes cannot accept SnapLoc® fascia.
- Shades with a width-to-height ratio greater than 1:4 will include stabilizing battens.
- ⊗ Somfy® ST30 motor not available for Electro/3.
- These shades require either Electro/1 Extended or Electro/2 Extended Brackets and cannot use standard Electro/2 Fascia. Be sure to use the Electro/2 Extended Fascia prices.

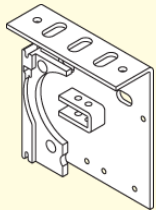
Specifications (including colors) subject to change without notice. Prices shown in U.S. dollars. Note: “Somfy” and “RTS” are trademarks of Somfy Systems, Inc.



MechoSystems  
Corporate Headquarters  
42-03 35th Street  
Long Island City, NY 11101

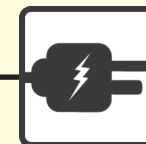
T: +1 (718) 729-2020  
F: +1 (718) 729-2941  
E: info@mechosystems.com  
W: mechosystems.com

February 13, 2017  
page 96



# ElectroShade® Motorized Shade System

## AcoustiVeil® 0890 Series



Openness

0890 Series 0-1%

### Non-Railroaded 86 in. wide shadecloth roll

#### Brackets: Electro®/1, Electro®/3, and Extended

Height (in.)	Width (in.)			
	86	172	258	344
	1 Band	2 Bands	3 Bands	4 Bands
72	▲ \$875	▲ \$1,312	▲ \$1,742	◇ \$2,177
96	▲ 956	▲ 1,473	▲ 1,983	◇ 2,498
120	▲ 1,035	▲ 1,633	⊗ 2,225	◇ 2,819
144	▲ 1,136	▲ 1,834	⊗ 2,528	◇ 3,220
168	▲ 1,180	▲ 1,937	⊗ 2,686	◇ 3,438
192	▲ ⊠ 1,289	▲ ⊠ 2,153	⊠ ⊠ 3,011	◇ 3,872
216	▲ ⊠ 1,368	⊠ ⊠ 2,309	⊠ ⊠ 3,246	◇ 4,284
240	▲ ⊠ 1,445	⊠ ⊠ 2,465	⊠ ⊠ 3,480	◇ 4,596

Electro®/2 Fascia with Electro®/2 Upgrade				
E/2	\$108	\$182	\$255	\$328

Electro®/3 Fascia				
E/3	\$35	\$71	\$101	\$136
E/3 Ext.	63	133	195	263

#### Notes

- ◇ Electro/3 or DoubleShades® #20 and 21 are NOT available.
- ⊠ Electro®/ 3 Extended.
- ▲ Standard motor and Somfy® ST30 motor available for Electro/3.
- ⓘ These Electro/3 Extended Bracket shade sizes cannot accept SnapLoc® fascia.
- ⊠ Shades with a width-to-height ratio greater than 1:4 will include stabilizing battens.
- ⊗ Somfy® ST30 motor not available for Electro/3.
- ⚡ These shades require either Electro/1 Extended or Electro/2 Extended Brackets and cannot use standard Electro/2 Fascia. Be sure to use the Electro/2 Extended Fascia prices.

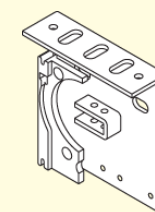
Specifications (including colors) subject to change without notice. Prices shown in U.S. dollars. Note: "Somfy" and "RTS" are trademarks of Somfy Systems, Inc.



MechoSystems  
Corporate Headquarters  
42-03 35th Street  
Long Island City, NY 11101

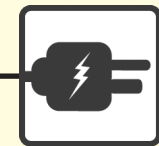
T: +1 (718) 729-2020  
F: +1 (718) 729-2941  
E: info@mechosystems.com  
W: mechosystems.com

February 13, 2017  
page 97



# ElectroShade® Motorized Shade System

## AcoustiVeil® 0890 Series



Openness

0890 Series 0-1%

### Railroaded 86 in. wide shadecloth roll

#### Brackets: Electro®/1, Electro®/3, and Extended

Height (in.)	Width (in.)					No. of Seams/Battens
	60	90	120	150	180	
70	▲ \$748	▲ \$900	▲ \$1,068	▲ \$1,270	◆ \$1,569	None
110	▲ 850	▲ 1,072	▲ ■ 1,290	▲ ■ 1,544	◆ 1,894	1 (82 in. from bottom)
153	▲ ■ 971	▲ ■ 1,260	▲ ■ 1,527	▲ ■ 1,845	◆ 2,264	1 (82 in. from bottom)
193	▲ ■ 1,091	▲ ■ 1,461	▲ ■ 1,779	◆ 2,156	◆ 2,627	2 (1 every 82 in. from bottom)
235	▲ ■ 1,203	▲ ■ 1,629	■    ⊗ 1,996	◆ 2,431	◆ 2,950	2 (1 every 82 in. from bottom)

#### Electro®/2 Fascia with Electro®/2 Upgrade

E/2	\$89	\$116	\$135	\$179	\$179
E/2 Ext.	90	126	149	184	264

#### Electro®/3 Fascia

E/3	\$22	\$41	\$52	\$65	\$65
E/3 Ext.	49	72	98	125	125

#### Notes

- ◆ Electro/3 or DoubleShades® #20 and 21 are NOT available.
- Electro®/ 3 Extended.
- ▲ Standard motor and Somfy® ST30 motor available for Electro/3.
- || These Electro/3 Extended Bracket shade sizes cannot accept SnapLoc® fascia.
- Shades with a width-to-height ratio greater than 1:4 will include stabilizing battens.
- ⊗ Somfy® ST30 motor not available for Electro/3.
- These shades require either Electro/1 Extended or Electro/2 Extended Brackets and cannot use standard Electro/2 Fascia. Be sure to use the Electro/2 Extended Fascia prices.

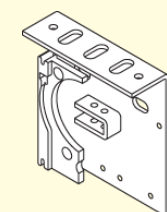
Specifications (including colors) subject to change without notice. Prices shown in U.S. dollars. Note: "Somfy" and "RTS" are trademarks of Somfy Systems, Inc.



MechoSystems  
Corporate Headquarters  
42-03 35th Street  
Long Island City, NY 11101

T: +1 (718) 729-2020  
F: +1 (718) 729-2941  
E: info@mechosystems.com  
W: mechosystems.com

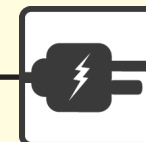
February 13, 2017  
page 98





# ElectroShade® Motorized Shade System

## ThermoVeil® 1000 and 1300 Series



### Openness

1000 Series 2-3%  
1300 Series 5%

### Non-Railroaded 63 in. wide shadecloth roll

Brackets: Electro ®/1, Electro ®/3, and Extended

Height (in.)	Width (in.)			
	63	126	189	252
	1 Band	2 Bands	3 Bands	4 Bands
72	⬆ \$703	⬆ \$910	⬆ \$1,111	⬆ \$1,349
96	⬆ 727	⬆ 959	⬆ 1,221	⬆ 1,461
120	⬆ 751	⬆ 1,007	⬆ 1,293	⬆ 1,558
144	⬆ 781	⬆ 1,068	⬆ 1,383	⬆ 1,776
168	⬆ 811	⬆ 1,126	⬆ 1,488	⬆ 1,887
192	⬆ 838	⬆ 1,223	⬆ 1,689	⬆ 2,093
216	⬆ 869	⬆ 1,284	⬆ 1,782	⬆ 2,213
240	⬆ 928	⬆ 1,350	⬆ 1,866	⬆ 2,361

### Electro ®/2 Fascia with Electro ®/2 Upgrade

E/2	\$89	\$145	\$199	\$254
-----	------	-------	-------	-------

### Electro ®/3 Fascia

E/3	\$22	\$47	\$61	\$93
E/3 Ext.	46	90	117	179

### Non-Railroaded 96 in. wide shadecloth roll

Brackets: Electro ®/1, Electro ®/3, and Extended

Height (in.)	Width (in.)			
	96	192	288	384
	1 Band	2 Bands	3 Bands	4 Bands
72	⬆ \$785	⬆ \$1,074	⬆ \$1,392	⬆ \$1,692
96	⬆ 821	⬆ 1,146	⬆ 1,521	⬆ 1,939
120	⬆ 860	⬆ 1,259	⬆ 1,721	⬆ 2,122
144	⬆ 901	⬆ 1,353	⬆ 1,898	⬆ 2,314
168	⬆ 944	⬆ 1,445	⬆ 2,048	⬆ 2,548
192	⬆ 999	⬆ 1,673	⬆ 2,228	⬆ 2,731
216	⬆ 1,048	⬆ 1,758	⬆ 2,302	⬆ 2,939
240	⬆ 1,093	⬆ 1,843	⬆ 2,434	⬆ 3,143

### Electro ®/2 Fascia with Electro ®/2 Upgrade

E/2	\$116	\$198	\$279	\$362
-----	-------	-------	-------	-------

### Electro ®/3 Fascia

E/3	\$39	\$75	\$113	\$150
E/3 Ext.	72	146	217	290

### Notes

- ⬆ Electro/3 or DoubleShades® #20 and 21 are NOT available.
- ⬆ Electro®/ 3 Extended.
- ⬆ Standard motor and Somfy® ST30 motor available for Electro/3.
- ⬆ These Electro/3 Extended Bracket shade sizes cannot accept SnapLoc® fascia.
- ⬆ Shades with a width-to-height ratio greater than 1:4 will include stabilizing battens.
- ⬆ Somfy® ST30 motor not available for Electro/3.
- ⬆ These shades require either Electro/1 Extended or Electro/2 Extended Brackets and cannot use standard Electro/2 Fascia. Be sure to use the Electro/2 Extended Fascia prices.

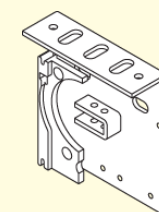
Specifications (including colors) subject to change without notice. Prices shown in U.S. dollars. Note: "Somfy" and "RTS" are trademarks of Somfy Systems, Inc.



MechoSystems  
Corporate Headquarters  
42-03 35th Street  
Long Island City, NY 11101

T: +1 (718) 729-2020  
F: +1 (718) 729-2941  
E: info@mechosystems.com  
W: mechosystems.com

February 13, 2017  
page 99



# ElectroShade® Motorized Shade System

## ThermoVeil® 1000, and 1300 Series

### Railroaded 63 and 96 in. wide shadecloth roll

#### Brackets: Electro®/1, Electro®/3, and Extended

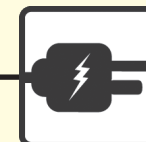
Height (in.)	Width (in.)					No. of Seams/Battens
	60	90	120	150	180	
47.5	▲ \$689	▲ \$755	▲ \$845	◇ \$971	◇ ■ \$1,072	None
80.5	▲ 721	▲ 803	▲ ■ 924	◇ 1,069	◇ ■ 1,408	None
126	▲ 784	▲ 939	■ ⊗ 1,112	◇ 1,353	◇ ■ 1,737	1 (92 in. from bottom)
173.5	▲ 842	▲ 1,022	◇ 1,217	◇ ■ 1,711	◇ ■ 1,876	1 (92 in. from bottom)
218	▲ ■ ⊙ 913	■ ⊙ ⊗ 1,179	◇ 1,444	◇ ■ 1,927	◇ ■ 2,120	2 (1 every 92 in. from bottom)

#### Electro®/2 Fascia with Electro®/2 Upgrade

E/2	\$89	\$116	\$135	\$179	\$179
E/2 Ext.	90	126	149	184	264

#### Electro®/3 Fascia

E/3	\$22	\$41	\$52	\$65	\$65
E/3 Ext.	49	72	98	125	125



#### Openness

1000 Series 2-3%  
1300 Series 5%

#### Notes

- ◇ Electro/3 or DoubleShades® #20 and 21 are NOT available.
- Electro®/ 3 Extended.
- ▲ Standard motor and Somfy® ST30 motor available for Electro/3.
- ⊙ These Electro/3 Extended Bracket shade sizes cannot accept SnapLoc® fascia.
- Shades with a width-to-height ratio greater than 1:4 will include stabilizing battens.
- ⊗ Somfy® ST30 motor not available for Electro/3.
- These shades require either Electro/1 Extended or Electro/2 Extended Brackets and cannot use standard Electro/2 Fascia. Be sure to use the Electro/2 Extended Fascia prices.

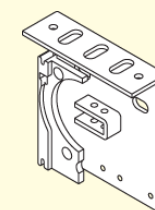
Specifications (including colors) subject to change without notice. Prices shown in U.S. dollars. Note: "Somfy" and "RTS" are trademarks of Somfy Systems, Inc.



MechoSystems  
Corporate Headquarters  
42-03 35th Street  
Long Island City, NY 11101


T: +1 (718) 729-2020  
F: +1 (718) 729-2941  
E: info@mechosystems.com  
W: mechosystems.com

February 13, 2017  
page 100



# ElectroShade® Motorized Shade System

## ThermoVeil® 1300 Series



Openness  
1300 Series 5%

### Non-Railroaded SuperWide 126 in. wide shadecloth roll

Brackets: Electro ®/1, Electro ®/3, and Extended				
Height (in.)	Width (in.)			
	126	252	378	504
	1 Band	2 Bands	3 Bands	4 Bands
72	⬆️ ⬆️ \$893	⬆️ ⬆️ \$1,317	⬆️ \$1,879	⬆️ \$2,293
96	⬆️ ⬆️ 946	⬆️ ⬆️ 1,451	⬆️ 2,082	⬆️ 2,513
120	⬆️ ⬆️ 1,002	⬆️ 1,592	⬆️ 2,284	⬆️ 2,769
144	⬆️ ⬆️ 1,082	⬆️ 1,846	⬆️ 2,470	⬆️ 3,102
168	⬆️ ⬆️ 1,149	⬆️ 1,981	⬆️ 2,672	⬆️ 3,431
192	⬆️ ⬆️ 1,276	⬆️ 2,164	⬆️ 2,948	⬆️ 3,800
216	⬆️ ⬆️ 1,347	⬆️ 2,370	⬆️ 3,149	⬆️ 4,153
240	⬆️ 1,411	⬆️ 2,344	⬆️ 3,414	⬆️ 4,423
Electro®/2 Fascia with Electro®/2 Upgrade				
E/2	\$135	\$267	\$403	\$536
Electro®/3 Fascia				
E/3	\$49	\$97	\$146	\$192
E/3 Ext.	92	182	271	362

- Notes**
- ⬆️ Electro/3 or DoubleShades® #20 and 21 are NOT available.
  - ⬆️ Electro®/ 3 Extended.
  - ⬆️ Standard motor and Somfy® ST30 motor available for Electro/3.
  - ⬆️ These Electro/3 Extended Bracket shade sizes cannot accept SnapLoc® fascia.
  - ⬆️ Shades with a width-to-height ratio greater than 1:4 will include stabilizing battens.
  - ⬆️ Somfy® ST30 motor not available for Electro/3.
  - ⬆️ These shades require either Electro/1 Extended or Electro/2 Extended Brackets and cannot use standard Electro/2 Fascia. Be sure to use the Electro/2 Extended Fascia prices.

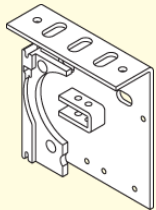
Specifications (including colors) subject to change without notice. Prices shown in U.S. dollars. Note: “Somfy” and “RTS” are trademarks of Somfy Systems, Inc.



MechoSystems  
Corporate Headquarters  
42-03 35th Street  
Long Island City, NY 11101

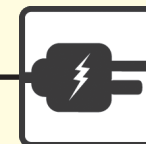
T: +1 (718) 729-2020  
F: +1 (718) 729-2941  
E: info@mechosystems.com  
W: mechosystems.com

February 13, 2017  
page 101



# ElectroShade® Motorized Shade System

## ThermoVeil® 1300 Series



**Openness**

1300 Series 5%

### Railroaded SuperWide 126 in. wide shadecloth roll

Brackets: Electro ®/1, Electro ®/3, and Extended

Height (in.)	Width (in.)					No. of Seams/Battens
	60	90	126	150	180	
110.5	⬤ ⬤ \$821	⬤ ⬤ \$940	⬤ ⬤ \$1,046	⬤ ⬤ \$1,176	⬤ ⬤ \$1,473	None
171	⬤ ⬤ 909	⬤ ⬤ 1,099	⬤ ⬤ 1,271	⬤ ⬤ 1,733	⬤ ⬤ 1,916	1 (122 in. from bottom)
233.5	⬤ ⬤ ⬤ 1,015	⬤ ⬤ ⬤ 1,246	⬤ 1,472	⬤ ⬤ 1,972	⬤ ⬤ 2,174	1 (122 in. from bottom)
293	⬤ ⬤ ⬤ 1,114	⬤ ⬤ ⬤ 1,421	⬤ 1,845	⬤ ⬤ 2,227	⬤ ⬤ 2,477	2 (1 every 122 in. from bottom)

### Electro ®/2 Fascia with Electro ®/2 Upgrade

E/2	\$89	\$116	\$135	\$179	\$179
E/2 Ext.	90	126	149	184	264

### Electro ®/3 Fascia

E/3	\$22	\$41	\$52	\$65	\$65
E/3 Ext.	49	72	98	125	125

### Notes

- ⬤ Electro/3 or DoubleShades® #20 and 21 are NOT available.
- ⬤ Electro®/ 3 Extended.
- ⬤ Standard motor and Somfy® ST30 motor available for Electro/3.
- ⬤ These Electro/3 Extended Bracket shade sizes cannot accept SnapLoc® fascia.
- ⬤ Shades with a width-to-height ratio greater than 1:4 will include stabilizing battens.
- ⬤ Somfy® ST30 motor not available for Electro/3.
- ⬤ These shades require either Electro/1 Extended or Electro/2 Extended Brackets and cannot use standard Electro/2 Fascia. Be sure to use the Electro/2 Extended Fascia prices.

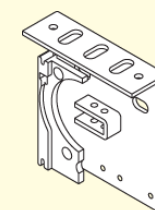
Specifications (including colors) subject to change without notice. Prices shown in U.S. dollars. Note: "Somfy" and "RTS" are trademarks of Somfy Systems, Inc.



MechoSystems  
Corporate Headquarters  
42-03 35th Street  
Long Island City, NY 11101

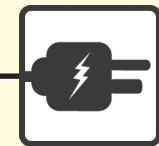
T: +1 (718) 729-2020  
F: +1 (718) 729-2941  
E: info@mechosystems.com  
W: mechosystems.com

February 13, 2017  
page 102



# ElectroShade® Motorized Shade System

## EcoVeil® 1350 Series



**Openness**

1350 Series 5%

### Non-Railroaded 96 in. wide shadecloth roll

#### Brackets: Electro ®/1, Electro ®/3, and Extended

Height (in.)	Width (in.)			
	96	192	288	384
	1 Band	2 Bands	3 Bands	4 Bands
72	▲ \$967	▲ \$1,417	⊗ \$1,919	◇ \$2,377
96	▲ 1,037	▲ 1,550	⊗ 2,120	◇ 2,663
120	▲ ⊠ 1,104	▲ ⊠ 1,682	⊠ ⊗ 2,361	◇ 3,041
144	▲ ⊠ 1,199	⊠ ⊗ 1,872	⊠ ⊗ 2,645	◇ 3,420
168	▲ ⊠ 1,265	⊠ ⊗ 2,005	⊠ ⊗ 2,844	◇ 3,687
192	▲ ⊠ 1,375	⊠ ⊗ 2,268	◇ 3,286	◇ 4,128
216	▲ ⊠ 1,442	⊠ ⊗ 2,401	◇ 3,486	◇ 4,395
240	⊗ ⊠ ⊠ 1,510	⊠ ⊠ ⊗ 2,535	◇ 3,687	◇ 4,587

Electro ®/2 Fascia with Electro ®/2 Upgrade				
E/2	\$121	\$206	\$292	\$392

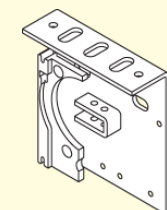
  

Electro ®/3 Fascia				
E/3	\$41	\$81	\$120	\$160
E/3 Ext.	85	168	254	338

### Universal Exposed Hem Bar required for EcoVeil

	Width (in.)							
	36	48	60	72	84	96	108	120
44	\$7	\$9	\$11	\$13	\$14	\$16	\$18	\$20

Add these prices to the above grid.



Specifications (including colors) subject to change without notice. Prices shown in U.S. dollars. Note: "Somfy" and "RTS" are trademarks of Somfy Systems, Inc.



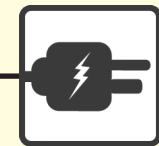
MechoSystems  
Corporate Headquarters  
42-03 35th Street  
Long Island City, NY 11101

T: +1 (718) 729-2020  
F: +1 (718) 729-2941  
E: info@mechosystems.com  
W: mechosystems.com

February 13, 2017  
page 103

# ElectroShade® Motorized Shade System

## EcoVeil® 1350 Series



Openness

1350 Series 5%

### Railroaded 96 in. wide shadecloth roll

#### Brackets: Electro®/1, Electro®/3, and Extended

Height (in.)	Width (in.)					No. of Seams/Battens
	60	90	120	150	180	
37	▲ \$712	▲ \$810	▲ \$938	◆ \$1,107	◆ ▣ \$1,395	None
80	▲ 797	▲ 936	▲ ▣ 1,105	◆ 1,316	◆ ▣ 1,645	None
136	▲ ▣ 916	▲ ▣ 1,158	◆ 1,372	◆ 1,652	◆ ▣ 2,082	1 (92 in. from bottom)
186	▲ ▣ 1,054	▲ ▣ 1,362	◆ 1,616	◆ 1,962	◆ ▣ 2,444	1 (92 in. from bottom)

#### Electro®/2 Fascia with Electro®/2 Upgrade

E/2	\$89	\$116	\$135	\$179	\$179
E/2 Ext.	90	126	149	184	264

#### Electro®/3 Fascia

E/3	\$22	\$41	\$52	\$65	\$65
E/3 Ext.	49	72	98	125	125

### Universal Exposed Hem Bar required for EcoVeil

Width (in.)									
	36	48	60	72	84	96	108	120	
44	\$7	\$9	\$11	\$13	\$14	\$16	\$18	\$20	

Add these prices to the above grid.

#### Notes

- ◆ Electro/3 or DoubleShades® #20 and 21 are NOT available.
- ▣ Electro®/ 3 Extended.
- ▲ Standard motor and Somfy® ST30 motor available for Electro/3.
- ⓘ These Electro/3 Extended Bracket shade sizes cannot accept SnapLoc® fascia.
- ▣ Shades with a width-to-height ratio greater than 1:4 will include stabilizing battens.
- ⊗ Somfy® ST30 motor not available for Electro/3.
- ▣ These shades require either Electro/1 Extended or Electro/2 Extended Brackets and cannot use standard Electro/2 Fascia. Be sure to use the Electro/2 Extended Fascia prices.

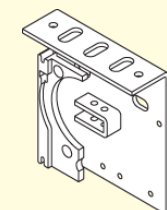
Specifications (including colors) subject to change without notice. Prices shown in U.S. dollars. Note: "Somfy" and "RTS" are trademarks of Somfy Systems, Inc.



MechoSystems  
Corporate Headquarters  
42-03 35th Street  
Long Island City, NY 11101


T: +1 (718) 729-2020  
F: +1 (718) 729-2941  
E: info@mechosystems.com  
W: mechosystems.com

February 13, 2017  
page 104



# ElectroShade® Motorized Shade System

## EcoVeil® 0950 and 1550 Series



**Openness**  
0950 Series 1%  
1550 Series 3%

### Non-Railroaded 96 in. wide shadecloth roll

Brackets: Electro ®/1, Electro ®/3, and Extended				
Height (in.)	Width (in.)			
	96	192	288	384
	1 Band	2 Bands	3 Bands	4 Bands
72	⬆ \$979	⬆ \$1,438	⊗ \$1,951	⬠ \$2,421
96	⬆ 1,050	⬆ 1,577	⊗ 2,197	⬠ 2,717
120	⬆ ⊠ 1,120	⊠ ⊗ 1,716	⊠ ⊗ 2,409	⬠ 3,106
144	⬆ ⊠ 1,219	⊠ ⊗ 1,911	⬠ 2,702	⬠ 3,497
168	⬆ ⊠ 1,287	⊠ ⊗ 2,092	⬠ 3,022	⬠ 3,776
192	⬆ ⊠ 1,400	⊠ ⊗ 2,319	⬠ 3,363	⬠ 4,155
216	⬆ ⊠ 1,470	⊠ ⊗ 2,459	⬠ 3,572	⬠ 4,434
240	⬆ ⊠ ⬆ 1,540	⬠ 2,598	⬠ 3,780	⬠ 4,711
Electro ®/2 Fascia with Electro ®/2 Upgrade				
E/2	\$121	\$206	\$292	\$392
Electro ®/3 Fascia				
E/3	\$41	\$81	\$120	\$160
E/3 Ext.	85	168	254	338

#### Notes

- ⬠ Electro/3 or DoubleShades® #20 and 21 are NOT available.
- ⬠ Electro®/ 3 Extended.
- ⬠ Standard motor and Somfy® ST30 motor available for Electro/3.
- ⬠ These Electro/3 Extended Bracket shade sizes cannot accept SnapLoc® fascia.
- ⬠ Shades with a width-to-height ratio greater than 1:4 will include stabilizing battens.
- ⊗ Somfy® ST30 motor not available for Electro/3.
- ⬠ These shades require either Electro/1 Extended or Electro/2 Extended Brackets and cannot use standard Electro/2 Fascia. Be sure to use the Electro/2 Extended Fascia prices.

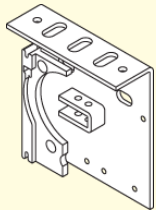
Specifications (including colors) subject to change without notice. Prices shown in U.S. dollars. Note: “Somfy” and “RTS” are trademarks of Somfy Systems, Inc.



MechoSystems  
Corporate Headquarters  
42-03 35th Street  
Long Island City, NY 11101


T: +1 (718) 729-2020  
F: +1 (718) 729-2941  
E: info@mechosystems.com  
W: mechosystems.com

February 13, 2017  
page 105



# ElectroShade® Motorized Shade System

## EcoVeil® 0950 and 1550 Series



**Openness**  
0950 Series 1%  
1550 Series 3%

Railroaded 96 in. wide shadecloth roll						
Brackets: Electro ®/1, Electro ®/3, and Extended						
Height (in.)	Width (in.)					No. of Seams/Battens
	60	90	120	150	180	
37	⬆ \$715	⬆ \$815	⬆ \$944	⬆ \$1,117	⬆ \$1,406	None
80	⬆ 803	⬆ 949	⬆ 1,120	⬆ 1,335	⬆ 1,664	None
136	⬆ 926	⬆ 1,175	⬆ 1,395	⬆ 1,681	⬆ 2,082	1 (92 in. from bottom)
186	⬆ 1,068	⬆ 1,383	⬆ 1,645	⬆ 2,374	⬆ 2,600	1 (92 in. from bottom)
Electro ®/2 Fascia with Electro ®/2 Upgrade						
E/2	\$89	\$116	\$135	\$179	\$179	
E/2 Ext.	90	126	149	184	264	
Electro ®/3 Fascia						
E/3	\$22	\$41	\$52	\$65	\$65	
E/3 Ext.	49	72	98	125	125	

### Notes

- ⬆ Electro/3 or DoubleShades® #20 and 21 are NOT available.
- ⬆ Electro®/ 3 Extended.
- ⬆ Standard motor and Somfy® ST30 motor available for Electro/3.
- ⬆ These Electro/3 Extended Bracket shade sizes cannot accept SnapLoc® fascia.
- ⬆ Shades with a width-to-height ratio greater than 1:4 will include stabilizing battens.
- ⬆ Somfy® ST30 motor not available for Electro/3.
- ⬆ These shades require either Electro/1 Extended or Electro/2 Extended Brackets and cannot use standard Electro/2 Fascia. Be sure to use the Electro/2 Extended Fascia prices.

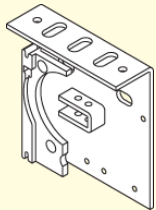
Specifications (including colors) subject to change without notice. Prices shown in U.S. dollars. Note: “Somfy” and “RTS” are trademarks of Somfy Systems, Inc.



MechoSystems  
Corporate Headquarters  
42-03 35th Street  
Long Island City, NY 11101

T: +1 (718) 729-2020  
F: +1 (718) 729-2941  
E: info@mechosystems.com  
W: mechosystems.com

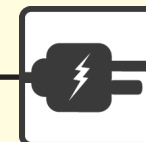
February 13, 2017  
page 106





# ElectroShade® Motorized Shade System

## ThermoVeil® 1500 Series



Openness

1500 Series 3%

### Non-Railroaded 63 in. wide shadecloth roll

Brackets: Electro ®/1, Electro ®/3, and Extended

Height (in.)	Width (in.)			
	63	126	189	252
	1 Band	2 Bands	3 Bands	4 Bands
72	⬆ \$610	⬆ \$814	⊗ \$1,013	⬠ \$1,250
96	⬆ 636	⬆ 865	⊗ 1,090	⬠ 1,353
120	⬆ ⊠ 661	⬆ ⊠ 917	⊠ ⊗ 1,203	⬠ 1,549
144	⬆ ⊠ 697	⊠ ⊗ 987	⊠ ⊗ 1,308	⬠ 1,697
168	⬆ ⊠ 723	⊠ ⊗ 1,038	⬠ 1,479	⬠ 1,799
192	⬆ ⊠ 766	⊠ ⊗ 1,163	⬠ 1,621	⬠ 1,976
216	⬆ ⊠ ⊠ 792	⊠ ⊠ ⊗ 1,213	⬠ 1,699	⬠ 2,013
240	⬆ ⊠ ⊠ 818	⊠ ⊠ ⊗ 1,266	⬠ 1,776	⬠ 2,118

#### Electro ®/2 Fascia with Electro ®/2 Upgrade

E/2	\$89	\$145	\$199	\$254
-----	------	-------	-------	-------

#### Electro ®/3 Fascia

E/3	\$22	\$47	\$61	\$93
E/3 Ext.	46	90	117	179

### Non-Railroaded 96 in. wide shadecloth roll

Brackets: Electro ®/1, Electro ®/3, and Extended

Height (in.)	Width (in.)			
	96	192	288	384
	1 Band	2 Bands	3 Bands	4 Bands
72	⬆ \$698	⬆ \$989	⊗ \$1,311	⬠ \$1,694
96	⬆ 737	⊗ 1,067	⊗ 1,428	⬠ 1,851
120	⬆ ⊠ 776	⊠ ⊗ 1,180	⬠ 1,640	⬠ 2,008
144	⬆ ⊠ 831	⊠ ⊗ 1,291	⬠ 1,807	⬠ 2,171
168	⬆ ⊠ 872	⬠ 1,370	⬠ 1,924	⬠ 2,328
192	⊠ ⊗ 934	⬠ 1,594	⬠ 2,061	⬠ 2,585
216	⊠ ⊠ ⊗ 973	⬠ 1,672	⬠ 2,180	⬠ 2,805
240	⊠ ⊠ ⊗ 1,014	⬠ 1,750	⬠ 2,297	⬠ 2,962

#### Electro ®/2 Fascia with Electro ®/2 Upgrade

E/2	\$116	\$198	\$279	\$362
-----	-------	-------	-------	-------

#### Electro ®/3 Fascia

E/3	\$39	\$75	\$113	\$150
E/3 Ext.	72	146	217	290

#### Notes

- ⬠ Electro/3 or DoubleShades® #20 and 21 are NOT available.
- ⊠ Electro®/ 3 Extended.
- ⬠ Standard motor and Somfy® ST30 motor available for Electro/3.
- ⬠ These Electro/3 Extended Bracket shade sizes cannot accept SnapLoc® fascia.
- ⊠ Shades with a width-to-height ratio greater than 1:4 will include stabilizing battens.
- ⊗ Somfy® ST30 motor not available for Electro/3.
- ⬠ These shades require either Electro/1 Extended or Electro/2 Extended Brackets and cannot use standard Electro/2 Fascia. Be sure to use the Electro/2 Extended Fascia prices.

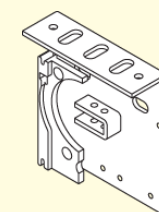
Specifications (including colors) subject to change without notice. Prices shown in U.S. dollars. Note: "Somfy" and "RTS" are trademarks of Somfy Systems, Inc.



MechoSystems  
Corporate Headquarters  
42-03 35th Street  
Long Island City, NY 11101


T: +1 (718) 729-2020  
F: +1 (718) 729-2941  
E: info@mechosystems.com  
W: mechosystems.com

February 13, 2017  
page 107



# ElectroShade® Motorized Shade System

## ThermoVeil® 1500 Series



Openness  
1500 Series 3%

Railroaded 63 and 96 in. wide shadecloth roll						
Brackets: Electro ®/1, Electro ®/3, and Extended						
Height (in.)	Width (in.)					No. of Seams/Battens
	60	90	120	150	180	
47.5	⬆ \$599	⬆ \$679	⬆ \$784	⬆ \$916	⬆ ▣ \$1,158	None
80.5	⬆ 633	⬆ 731	⬆ ▣ 854	⬆ 1,000	⬆ ▣ 1,295	None
126	⬆ ▣ 693	⬆ ▣ 844	⬆ ▣ 993	⬆ 1,383	⬆ ▣ 1,613	1 (92 in. from bottom)
173.5	⬆ ▣ 753	⬆ ▣ 936	⬆ 1,110	⬆ 1,628	⬆ ▣ 1,787	1 (92 in. from bottom)
218	⬆ ▣ ⬆ 821	⬆ ▣ ⬆ 1,058	⬆ 1,294	⬆ 1,811	⬆ ▣ 1,930	2 (1 every 92 in. from bottom)
Electro ®/2 Fascia with Electro ®/2 Upgrade						
E/2	\$89	\$116	\$135	\$179	\$179	
E/2 Ext.	90	126	149	184	264	
Electro ®/3 Fascia						
E/3	\$22	\$41	\$52	\$65	\$65	
E/3 Ext.	49	72	98	125	125	

### Notes

- ⬆ Electro/3 or DoubleShades® #20 and 21 are NOT available.
- ▣ Electro®/ 3 Extended.
- ⬆ Standard motor and Somfy® ST30 motor available for Electro/3.
- ⬆ These Electro/3 Extended Bracket shade sizes cannot accept SnapLoc® fascia.
- ▣ Shades with a width-to-height ratio greater than 1:4 will include stabilizing battens.
- ⊗ Somfy® ST30 motor not available for Electro/3.
- ▣ These shades require either Electro/1 Extended or Electro/2 Extended Brackets and cannot use standard Electro/2 Fascia. Be sure to use the Electro/2 Extended Fascia prices.

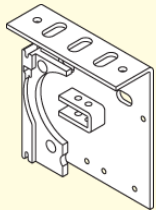
Specifications (including colors) subject to change without notice. Prices shown in U.S. dollars. Note: “Somfy” and “RTS” are trademarks of Somfy Systems, Inc.



MechoSystems  
Corporate Headquarters  
42-03 35th Street  
Long Island City, NY 11101


T: +1 (718) 729-2020  
F: +1 (718) 729-2941  
E: info@mechosystems.com  
W: mechosystems.com

February 13, 2017  
page 108



# ElectroShade® Motorized Shade System

## ThermoVeil® 1500 Series



Openness  
1500 Series 3%

### Non-Railroded SuperWide 126 in. wide shadecloth roll

Brackets: Electro ®/1, Electro ®/3, and Extended				
Height (in.)	Width (in.)			
	126	252	378	504
	1 Band	2 Bands	3 Bands	4 Bands
72	⬢ ⬢ \$917	⬢ ⬢ \$1,354	⬢ \$1,937	⬢ \$2,368
96	⬢ ⬢ 989	⬢ 1,499	⬢ 2,155	⬢ 2,749
120	⬢ ⬢ 1,062	⬢ 1,740	⬢ 2,463	⬢ 3,041
144	⬢ ⬢ 1,151	⬢ 1,918	⬢ 2,729	⬢ 3,322
168	⬢ ⬢ 1,223	⬢ 2,062	⬢ 2,948	⬢ 3,615
192	⬢ ⬢ 1,321	⬢ 2,258	⬢ 3,240	⬢ 4,106
216	⬢ 1,394	⬢ 2,493	⬢ 3,385	⬢ 4,396
240	⬢ 1,466	⬢ 2,639	⬢ 3,603	⬢ 4,688
Electro ®/2 Fascia with Electro ®/2 Upgrade				
E/2	\$135	\$267	\$403	\$536
Electro ®/3 Fascia				
E/3	\$49	\$97	\$146	\$192
E/3 Ext.	92	182	271	362

- Notes**
- ⬢ Electro/3 or DoubleShades® #20 and 21 are NOT available.
  - ⬢ Electro®/ 3 Extended.
  - ⬢ Standard motor and Somfy® ST30 motor available for Electro/3.
  - ⬢ These Electro/3 Extended Bracket shade sizes cannot accept SnapLoc® fascia.
  - ⬢ Shades with a width-to-height ratio greater than 1:4 will include stabilizing battens.
  - ⬢ Somfy® ST30 motor not available for Electro/3.
  - ⬢ These shades require either Electro/1 Extended or Electro/2 Extended Brackets and cannot use standard Electro/2 Fascia. Be sure to use the Electro/2 Extended Fascia prices.

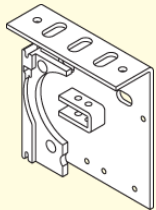
Specifications (including colors) subject to change without notice. Prices shown in U.S. dollars. Note: “Somfy” and “RTS” are trademarks of Somfy Systems, Inc.



MechoSystems  
Corporate Headquarters  
42-03 35th Street  
Long Island City, NY 11101


T: +1 (718) 729-2020  
F: +1 (718) 729-2941  
E: info@mechosystems.com  
W: mechosystems.com

February 13, 2017  
page 109



# ElectroShade® Motorized Shade System

## ThermoVeil® 1500 Series



**Openness**  
1500 Series 3%

Railroaded 63 and 96 in. wide shadecloth roll						
Brackets: Electro®/1, Electro®/3, and Extended						
Height (in.)	Width (in.)					
	60	90	120	150	180	No. of Seams/Battens
47.5	⬆ \$587	⬆ \$666	⬆ \$769	⬆ \$898	⬆ ⬆ \$1,135	None
80.5	⬆ 621	⬆ 717	⬆ ⬆ 837	⬆ 980	⬆ ⬆ 1,270	None
126	⬆ ⬆ 679	⬆ ⬆ 827	⬆ ⬆ 974	⬆ 1,356	⬆ ⬆ 1,581	1 (92 in. from bottom)
173.5	⬆ ⬆ 738	⬆ ⬆ 918	⬆ 1,088	⬆ 1,596	⬆ ⬆ 1,752	1 (92 in. from bottom)
218	⬆ ⬆ ⬆ 805	⬆ ⬆ ⬆ 1,037	⬆ 1,269	⬆ 1,775	⬆ ⬆ 1,892	2 (1 every 92 in. from bottom)
Electro®/2 Fascia with Electro®/2 Upgrade						
E/2	\$87	\$114	\$132	\$175	\$175	
E/2 Ext.	88	124	146	180	259	
Electro®/3 Fascia						
E/3	\$22	\$40	\$51	\$64	\$64	
E/3 Ext.	48	71	96	123	123	

### Notes

- ⬆ Electro/3 or DoubleShades® #20 and 21 are NOT available.
- ⬆ Electro®/ 3 Extended.
- ⬆ Standard motor and Somfy® ST30 motor available for Electro/3.
- ⬆ These Electro/3 Extended Bracket shade sizes cannot accept SnapLoc® fascia.
- ⬆ Shades with a width-to-height ratio greater than 1:4 will include stabilizing battens.
- ⬆ Somfy® ST30 motor not available for Electro/3.
- ⬆ These shades require either Electro/1 Extended or Electro/2 Extended Brackets and cannot use standard Electro/2 Fascia. Be sure to use the Electro/2 Extended Fascia prices.

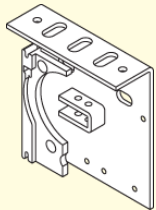
Specifications (including colors) subject to change without notice. Prices shown in U.S. dollars. Note: “Somfy” and “RTS” are trademarks of Somfy Systems, Inc.



MechoSystems  
Corporate Headquarters  
42-03 35th Street  
Long Island City, NY 11101

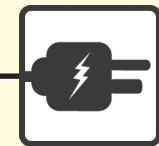
T: +1 (718) 729-2020  
F: +1 (718) 729-2941  
E: info@mechosystems.com  
W: mechosystems.com

February 13, 2017  
page 110



# ElectroShade® Motorized Shade System

## ThermoVeil® 1500 Series



**Openness**

1500 Series 3%

### Railroaded SuperWide 126 in. wide shadecloth roll

Brackets: Electro ®/1, Electro ®/3, and Extended

Height (in.)	Width (in.)					No. of Seams/Battens
	60	90	126	150	180	
110.5	⬢ ⬢ \$837	⬢ ⬢ \$960	⬢ ⬢ \$1,078	⬢ ⬢ \$1,232	⬢ ⬢ \$1,530	None
171	⬢ ⬢ 926	⬢ ⬢ 1,120	⬢ ⬢ 1,312	⬢ ⬢ 1,777	⬢ ⬢ 1,974	1 (122 in. from bottom)
233.5	⬢ ⬢ ⬢ 1,034	⬢ ⬢ ⬢ 1,271	⬢ 1,568	⬢ ⬢ 2,062	⬢ ⬢ 2,396	1 (122 in. from bottom)
293	⬢ ⬢ ⬢ 1,136	⬢ 1,456	⬢ 1,919	⬢ ⬢ 2,445	⬢ ⬢ 2,736	2 (1 every 122 in. from bottom)

### Electro ®/2 Fascia with Electro ®/2 Upgrade

E/2	\$89	\$116	\$135	\$179	\$179
E/2 Ext.	90	126	149	184	264

### Electro ®/3 Fascia

E/3	\$22	\$41	\$52	\$65	\$65
E/3 Ext.	49	72	98	125	125

#### Notes

- ⬢ Electro/3 or DoubleShades® #20 and 21 are NOT available.
- ⬢ Electro®/ 3 Extended.
- ⬢ Standard motor and Somfy® ST30 motor available for Electro/3.
- ⬢ These Electro/3 Extended Bracket shade sizes cannot accept SnapLoc® fascia.
- ⬢ Shades with a width-to-height ratio greater than 1:4 will include stabilizing battens.
- ⬢ Somfy® ST30 motor not available for Electro/3.
- ⬢ These shades require either Electro/1 Extended or Electro/2 Extended Brackets and cannot use standard Electro/2 Fascia. Be sure to use the Electro/2 Extended Fascia prices.

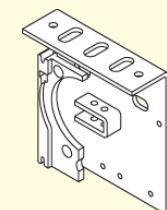
Specifications (including colors) subject to change without notice. Prices shown in U.S. dollars. Note: "Somfy" and "RTS" are trademarks of Somfy Systems, Inc.



MechoSystems  
Corporate Headquarters  
42-03 35th Street  
Long Island City, NY 11101

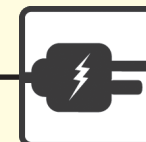
T: +1 (718) 729-2020  
F: +1 (718) 729-2941  
E: info@mechosystems.com  
W: mechosystems.com

February 13, 2017  
page 111



# ElectroShade® Motorized Shade System

## ThermoVeil® 2100 Series



Openness

2100 Series 10%

### Non-Railroaded 63 in. wide shadecloth roll

Brackets: Electro ®/1, Electro ®/3, and Extended

Height (in.)	Width (in.)			
	63	126	189	252
	1 Band	2 Bands	3 Bands	4 Bands
72	▲ \$695	▲ \$894	▲ \$1,085	◆ \$1,278
96	▲ 716	▲ 935	⊗ 1,150	◆ 1,404
120	▲ ⊠ 738	▲ ⊠ 980	⊠ ⊗ 1,216	◆ 1,489
144	▲ ⊠ 788	▲ ⊠ 1,035	⊠ ⊗ 1,335	◆ 1,707
168	▲ ⊠ 793	⊠ ⊗ 1,090	⊠ ⊗ 1,417	◆ 1,808
192	▲ ⊠ 820	⊠ ⊗ 1,167	⊠ ⊗ 1,530	◆ 1,984
216	▲ ⊠ 849	⊠ ⊗ 1,220	◆ 1,707	◆ 2,085
240	▲ ⊠ ⊠ 902	⊠ ⊠ ⊗ 1,291	◆ 1,782	◆ 2,216

### Electro ®/2 Fascia with Electro ®/2 Upgrade

E/2	\$89	\$145	\$199	\$254
-----	------	-------	-------	-------

### Electro ®/3 Fascia

E/3	\$22	\$47	\$61	\$93
E/3 Ext.	46	90	117	179

### Non-Railroaded 96 in. wide shadecloth roll

Brackets: Electro ®/1, Electro ®/3, and Extended

Height (in.)	Width (in.)			
	96	192	288	384
	1 Band	2 Bands	3 Bands	4 Bands
72	▲ \$772	▲ \$1,048	⊗ \$1,356	◆ \$1,640
96	▲ 804	⊗ 1,115	⊗ 1,483	◆ 1,865
120	▲ ⊠ 836	⊠ ⊗ 1,184	◆ 1,601	◆ 2,069
144	▲ ⊠ 877	⊠ ⊗ 1,298	◆ 1,819	◆ 2,247
168	▲ ⊠ 915	⊠ ⊗ 1,373	◆ 1,935	◆ 2,370
192	▲ ⊠ 969	⊠ ⊗ 1,509	◆ 2,127	◆ 2,593
216	⊠ ⊗ 1,010	◆ 1,681	◆ 2,251	◆ 2,751
240	⊠ ⊠ ⊗ 1,051	◆ 1,760	◆ 2,315	◆ 2,950

### Electro ®/2 Fascia with Electro ®/2 Upgrade

E/2	\$116	\$198	\$279	\$362
-----	-------	-------	-------	-------

### Electro ®/3 Fascia

E/3	\$39	\$75	\$113	\$150
E/3 Ext.	72	146	217	290

### Notes

- ◆ Electro/3 or DoubleShades® #20 and 21 are NOT available.
- ⊠ Electro®/ 3 Extended.
- ▲ Standard motor and Somfy® ST30 motor available for Electro/3.
- ⓘ These Electro/3 Extended Bracket shade sizes cannot accept SnapLoc® fascia.
- ⊠ Shades with a width-to-height ratio greater than 1:4 will include stabilizing battens.
- ⊗ Somfy® ST30 motor not available for Electro/3.
- ⊠ These shades require either Electro/1 Extended or Electro/2 Extended Brackets and cannot use standard Electro/2 Fascia. Be sure to use the Electro/2 Extended Fascia prices.

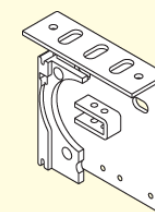
Specifications (including colors) subject to change without notice. Prices shown in U.S. dollars. Note: "Somfy" and "RTS" are trademarks of Somfy Systems, Inc.



MechoSystems  
Corporate Headquarters  
42-03 35th Street  
Long Island City, NY 11101


T: +1 (718) 729-2020  
F: +1 (718) 729-2941  
E: info@mechosystems.com  
W: mechosystems.com

February 13, 2017  
page 112



# ElectroShade® Motorized Shade System

## ThermoVeil® 2100 Series



Openness  
2100 Series 10%

### Railroaded 63 and 96 in. wide shadecloth roll

#### Brackets: Electro ®/1, Electro ®/3, and Extended

Height (in.)	Width (in.)					No. of Seams/Battens
	60	90	120	150	180	
47.5	⬆ \$681	⬆ \$745	⬆ \$807	⬆ \$905	⬆ ▣ \$1,197	None
80.5	⬆ 711	⬆ 799	⬆ ▣ 867	⬆ 989	⬆ ▣ 1,282	None
126	⬆ ▣ 771	⬆ ▣ 902	▣ ⊗ 1,007	⬆ 1,242	⬆ ▣ 1,510	1 (92 in. from bottom)
173.5	⬆ ▣ 821	⬆ ▣ 976	▣ ⊗ 1,105	⬆ ▣ 1,618	⬆ ▣ 1,776	1 (92 in. from bottom)
218	⬆ ▣ ⊗ 890	▣ ⊗ 1,100	⬆ 1,297	⬆ ▣ 1,812	⬆ ▣ 2,002	2 (1 every 92 in. from bottom)

#### Electro ®/2 Fascia with Electro ®/2 Upgrade

E/2	\$89	\$116	\$135	\$179	\$179
E/2 Ext.	90	126	149	184	264

#### Electro ®/3 Fascia

E/3	\$22	\$41	\$52	\$65	\$65
E/3 Ext.	49	72	98	125	125

#### Notes

- ⬆ Electro/3 or DoubleShades® #20 and 21 are NOT available.
- ▣ Electro®/ 3 Extended.
- ⬆ Standard motor and Somfy® ST30 motor available for Electro/3.
- ⊗ These Electro/3 Extended Bracket shade sizes cannot accept SnapLoc® fascia.
- ▣ Shades with a width-to-height ratio greater than 1:4 will include stabilizing battens.
- ⊗ Somfy® ST30 motor not available for Electro/3.
- ▣ These shades require either Electro/1 Extended or Electro/2 Extended Brackets and cannot use standard Electro/2 Fascia. Be sure to use the Electro/2 Extended Fascia prices.

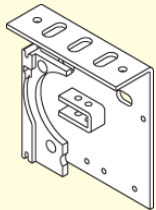
Specifications (including colors) subject to change without notice. Prices shown in U.S. dollars. Note: “Somfy” and “RTS” are trademarks of Somfy Systems, Inc.



MechoSystems  
Corporate Headquarters  
42-03 35th Street  
Long Island City, NY 11101

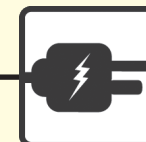
T: +1 (718) 729-2020  
F: +1 (718) 729-2941  
E: info@mechosystems.com  
W: mechosystems.com

February 13, 2017  
page 113



# ElectroShade® Motorized Shade System

## ThermoVeil® 0900 and 3000 Series



### Openness

0900 Series 0-1%  
3000 Series 1-2%

### Non-Railroaded 72 in. wide shadecloth roll

Brackets: Electro ®/1, Electro ®/3, and Extended

Height (in.)	Width (in.)			
	72	144	216	288
	1 Band	2 Bands	3 Bands	4 Bands
72	▲ \$719	▲ \$945	⊗ \$1,163	◇ \$1,417
96	▲ 748	▲ 999	⊗ 1,283	◇ 1,543
120	▲ ⊠ 774	⊠ 1,054	⊠ 1,362	◇ 1,728
144	▲ ⊠ 808	⊠ 1,122	◇ 1,478	◇ 1,898
168	▲ ⊠ 838	⊠ 1,222	◇ 1,651	◇ 2,077
192	▲ ⊠ 872	⊠ 1,292	◇ 1,801	◇ 2,251
216	▲ ⊠ 906	⊠ 1,360	◇ 1,904	◇ 2,387
240	▲ ⊠ ① 937	◇ 1,427	◇ 2,001	◇ 2,518

### Electro ®/2 Fascia with Electro ®/2 Upgrade

E/2	\$98	\$162	\$225	\$290
-----	------	-------	-------	-------

### Electro ®/3 Fascia

E/3	\$31	\$65	\$89	\$120
E/3 Ext.	54	117	168	234

### Non-Railroaded 96 in. wide shadecloth roll

Brackets: Electro ®/1, Electro ®/3, and Extended

Height (in.)	Width (in.)			
	96	192	288	384
	1 Band	2 Bands	3 Bands	4 Bands
72	▲ \$804	▲ \$1,083	⊗ \$1,348	◇ \$1,660
96	▲ 829	⊗ 1,138	⊗ 1,483	◇ 1,929
120	▲ ⊠ 865	⊠ 1,223	◇ 1,710	◇ 2,095
144	▲ ⊠ 908	⊠ 1,345	◇ 1,885	◇ 2,267
168	▲ ⊠ 949	⊠ 1,431	◇ 2,009	◇ 2,439
192	⊠ 1,000	◇ 1,664	◇ 2,212	◇ 2,712
216	⊠ ① 1,044	◇ 1,745	◇ 2,286	◇ 2,883
240	⊠ ① 1,090	◇ 1,829	◇ 2,413	◇ 3,118

### Electro ®/2 Fascia with Electro ®/2 Upgrade

E/2	\$116	\$198	\$279	\$362
-----	-------	-------	-------	-------

### Electro ®/3 Fascia

E/3	\$39	\$75	\$113	\$150
E/3 Ext.	72	146	217	290

### Notes

- ◇ Electro/3 or DoubleShades® #20 and 21 are NOT available.
- ⊠ Electro®/ 3 Extended.
- ▲ Standard motor and Somfy® ST30 motor available for Electro/3.
- ① These Electro/3 Extended Bracket shade sizes cannot accept SnapLoc® fascia.
- ⊠ Shades with a width-to-height ratio greater than 1:4 will include stabilizing battens.
- ⊗ Somfy® ST30 motor not available for Electro/3.
- These shades require either Electro/1 Extended or Electro/2 Extended Brackets and cannot use standard Electro/2 Fascia. Be sure to use the Electro/2 Extended Fascia prices.

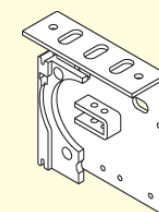
Specifications (including colors) subject to change without notice. Prices shown in U.S. dollars. Note: "Somfy" and "RTS" are trademarks of Somfy Systems, Inc.



MechoSystems  
Corporate Headquarters  
42-03 35th Street  
Long Island City, NY 11101

T: +1 (718) 729-2020  
F: +1 (718) 729-2941  
E: info@mechosystems.com  
W: mechosystems.com

February 13, 2017  
page 114





# ElectroShade® Motorized Shade System

## ThermoVeil® 0900 and 3000 Series

### Railroaded 72 and 96 in. wide shadecloth roll

#### Brackets: Electro®/1, Electro®/3, and Extended

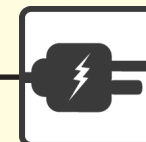
Height (in.)	Width (in.)					No. of Seams/Battens
	60	90	120	150	180	
56.5	▲ \$722	▲ \$847	▲ \$918	▲ \$1,020	◆ ▽ \$1,252	None
80.5	▲ 772	▲ 897	◆ ▽ 978	◆ 1,091	◆ ▽ 1,339	None
126	▲ ▽ 783	▲ ▽ 917	▣ ⊗ 1,029	◆ 1,260	◆ ▽ 1,647	1 (92 in. from bottom)
173.5	▲ ▽ 821	▲ ▽ 991	◆ 1,135	◆ ▽ 1,661	◆ ▽ 1,818	1 (92 in. from bottom)
218	▲ ▽ 878	▣ ⊗ 1,106	◆ 1,343	◆ ▽ 1,869	◆ ▽ 2,067	2 (1 every 92 in. from bottom)

#### Electro®/2 Fascia with Electro®/2 Upgrade

E/2	\$89	\$116	\$135	\$179	\$179
E/2 Ext.	90	126	149	184	264

#### Electro®/3 Fascia

E/3	\$22	\$41	\$52	\$65	\$65
E/3 Ext.	49	72	98	125	125



#### Openness

0900 Series 0-1%  
3000 Series 1-2%

#### Notes

- ◆ Electro/3 or DoubleShades® #20 and 21 are NOT available.
- ▣ Electro®/ 3 Extended.
- ▲ Standard motor and Somfy® ST30 motor available for Electro/3.
- ⓘ These Electro/3 Extended Bracket shade sizes cannot accept SnapLoc® fascia.
- ▣ Shades with a width-to-height ratio greater than 1:4 will include stabilizing battens.
- ⊗ Somfy® ST30 motor not available for Electro/3.
- ▣ These shades require either Electro/1 Extended or Electro/2 Extended Brackets and cannot use standard Electro/2 Fascia. Be sure to use the Electro/2 Extended Fascia prices.

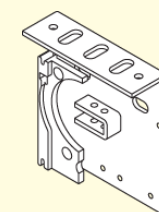
Specifications (including colors) subject to change without notice. Prices shown in U.S. dollars. Note: "Somfy" and "RTS" are trademarks of Somfy Systems, Inc.



MechoSystems  
Corporate Headquarters  
42-03 35th Street  
Long Island City, NY 11101

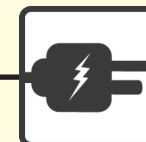
T: +1 (718) 729-2020  
F: +1 (718) 729-2941  
E: info@mechosystems.com  
W: mechosystems.com

February 13, 2017  
page 115



# ElectroShade® Motorized Shade System

## EuroVeil® 5300 Series



Openness

5300 Series 5%

### Non-Railroaded 63 in. wide shadecloth roll

Brackets: Electro ®/1, Electro ®/3, and Extended

Height (in.)	Width (in.)			
	63	126	189	252
	1 Band	2 Bands	3 Bands	4 Bands
72	▲ \$765	▲ \$993	▲ \$1,225	◆ \$1,407
96	▲ 793	▲ 1,051	▲ 1,313	◆ 1,595
120	▲ 821	▲ 1,110	⊗ 1,416	◆ 1,637
144	▲ ⊗ 852	▲ ⊗ 1,213	⊗ ⊗ 1,517	◆ 1,889
168	▲ ⊗ 887	▲ ⊗ 1,283	⊗ ⊗ 1,620	◆ 2,029
192	▲ ⊗ 923	⊗ ⊗ 1,352	⊗ ⊗ 1,726	◆ 2,168
216	▲ ⊗ 959	⊗ ⊗ 1,440	⊗ ⊗ 2,017	◆ 2,372
240	▲ ⊗ 993	⊗ ⊗ 1,510	◆ 2,049	◆ 2,510

#### Electro ®/2 Fascia with Electro ®/2 Upgrade

E/2	\$89	\$145	\$199	\$254
-----	------	-------	-------	-------

#### Electro ®/3 Fascia

E/3	\$22	\$47	\$61	\$93
E/3 Ext.	46	90	117	179

### Non-Railroaded 96 in. wide shadecloth roll

Brackets: Electro ®/1, Electro ®/3, and Extended

Height (in.)	Width (in.)			
	96	192	288	384
	1 Band	2 Bands	3 Bands	4 Bands
72	▲ \$823	▲ \$1,120	⊗ \$1,451	◆ \$1,760
96	▲ 860	▲ 1,193	⊗ 1,560	◆ 1,904
120	▲ 896	⊗ 1,266	⊗ 1,686	◆ 2,049
144	▲ ⊗ 935	⊗ ⊗ 1,390	◆ 1,827	◆ 2,337
168	▲ ⊗ 980	⊗ ⊗ 1,475	◆ 1,951	◆ 2,504
192	▲ ⊗ 1,023	⊗ ⊗ 1,558	◆ 2,131	◆ 2,725
216	▲ ⊗ 1,067	⊗ ⊗ 1,662	◆ 2,380	◆ 2,952
240	⊗ ⊗ 1,107	◆ 1,775	◆ 2,434	◆ 3,076

#### Electro ®/2 Fascia with Electro ®/2 Upgrade

E/2	\$116	\$198	\$279	\$362
-----	-------	-------	-------	-------

#### Electro ®/3 Fascia

E/3	\$39	\$75	\$113	\$150
E/3 Ext.	72	146	217	290

#### Notes

- ◆ Electro/3 or DoubleShades® #20 and 21 are NOT available.
- Electro®/ 3 Extended.
- ▲ Standard motor and Somfy® ST30 motor available for Electro/3.
- ⓘ These Electro/3 Extended Bracket shade sizes cannot accept SnapLoc® fascia.
- ⊗ Shades with a width-to-height ratio greater than 1:4 will include stabilizing battens.
- ⊗ Somfy® ST30 motor not available for Electro/3.
- These shades require either Electro/1 Extended or Electro/2 Extended Brackets and cannot use standard Electro/2 Fascia. Be sure to use the Electro/2 Extended Fascia prices.

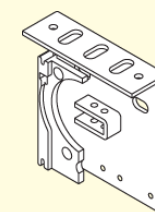
Specifications (including colors) subject to change without notice. Prices shown in U.S. dollars. Note: "Somfy" and "RTS" are trademarks of Somfy Systems, Inc.



MechoSystems  
Corporate Headquarters  
42-03 35th Street  
Long Island City, NY 11101


T: +1 (718) 729-2020  
F: +1 (718) 729-2941  
E: info@mechosystems.com  
W: mechosystems.com

February 13, 2017  
page 116



# ElectroShade® Motorized Shade System

## EuroVeil® 5300 Series



Openness  
5300 Series 5%

Railroaded 63 and 96 in. wide shadecloth roll						
Brackets: Electro ®/1, Electro ®/3, and Extended						
Height (in.)	Width (in.)					No. of Seams/Battens
	60	90	120	150	180	
47.5	⬆ \$738	⬆ \$812	⬆ \$871	⬆ \$958	⬆ ▣ \$1,189	None
80.5	⬆ 757	⬆ 839	⬆ ▣ 926	⬆ 1,024	⬆ ▣ 1,269	None
126	⬆ ▣ 820	⬆ ▣ 964	▣ ⊗ 1,078	⬆ 1,210	⬆ ▣ 1,523	1 (92 in. from bottom)
173.5	⬆ ▣ 878	⬆ ▣ 1,054	▣ ⊗ 1,184	⬆ 1,567	⬆ ▣ 1,770	1 (92 in. from bottom)
218	⬆ ▣ ⬆ 1,047	▣ ⬆ ⊗ 1,177	⬆ 1,344	⬆ ▣ 1,819	⬆ ▣ 2,006	2 (1 every 92 in. from bottom)
Electro®/2 Fascia with Electro®/2 Upgrade						
E/2	\$89	\$116	\$135	\$179	\$179	
E/2 Ext.	90	126	149	184	264	
Electro®/3 Fascia						
E/3	\$22	\$41	\$52	\$65	\$65	
E/3 Ext.	49	72	98	125	125	

5100 and 5200 Series only available in 96 in.

### Notes

- ⬆ Electro/3 or DoubleShades® #20 and 21 are NOT available.
- ▣ Electro®/ 3 Extended.
- ⬆ Standard motor and Somfy® ST30 motor available for Electro/3.
- ⬆ These Electro/3 Extended Bracket shade sizes cannot accept SnapLoc® fascia.
- ▣ Shades with a width-to-height ratio greater than 1:4 will include stabilizing battens.
- ⊗ Somfy® ST30 motor not available for Electro/3.
- ▣ These shades require either Electro/1 Extended or Electro/2 Extended Brackets and cannot use standard Electro/2 Fascia. Be sure to use the Electro/2 Extended Fascia prices.

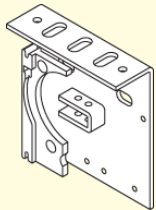
Specifications (including colors) subject to change without notice. Prices shown in U.S. dollars. Note: “Somfy” and “RTS” are trademarks of Somfy Systems, Inc.



MechoSystems  
Corporate Headquarters  
42-03 35th Street  
Long Island City, NY 11101

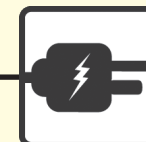
T: +1 (718) 729-2020  
F: +1 (718) 729-2941  
E: info@mechosystems.com  
W: mechosystems.com

February 13, 2017  
page 117



# ElectroShade® Motorized Shade System

## EuroTwill® 6000 Series



Openness

6000 Series 3%

### Non-Railroaded 63 in. wide shadecloth roll

Brackets: Electro ®/1, Electro ®/3, and Extended

Height (in.)	Width (in.)			
	63	126	189	252
	1 Band	2 Bands	3 Bands	4 Bands
72	▲ \$803	▲ \$1,042	▲ \$1,285	◆ \$1,476
96	▲ 832	▲ 1,104	⊗ 1,378	◆ 1,674
120	▲ 863	▲ 1,166	⊗ 1,486	◆ 1,720
144	▲ ⊠ 894	▲ ⊠ 1,272	⊠ ⊗ 1,591	◆ 1,984
168	▲ ⊠ 931	⊠ ⊗ 1,346	⊠ ⊗ 1,700	◆ 2,129
192	▲ ⊠ 969	⊠ ⊗ 1,420	⊠ ⊗ 1,812	◆ 2,276
216	▲ ⊠ 1,006	⊠ ⊗ 1,512	◆ 2,118	◆ 2,490
240	▲ ⊠ 1,042	⊠ ⊗ 1,584	◆ 2,151	◆ 2,636

### Electro ®/2 Fascia with Electro ®/2 Upgrade

E/2	\$89	\$145	\$199	\$254
-----	------	-------	-------	-------

### Electro ®/3 Fascia

E/3	\$22	\$47	\$61	\$93
E/3 Ext.	46	90	117	179

### Non-Railroaded 96 in. wide shadecloth roll

Brackets: Electro ®/1, Electro ®/3, and Extended

Height (in.)	Width (in.)			
	96	192	288	384
	1 Band	2 Bands	3 Bands	4 Bands
72	▲ \$865	▲ \$1,176	⊗ \$1,524	◆ \$1,846
96	▲ 902	⊗ 1,252	⊗ 1,638	◆ 2,000
120	▲ 939	⊗ 1,329	⊗ 1,771	◆ 2,151
144	▲ ⊠ 983	⊠ ⊗ 1,459	◆ 1,905	◆ 2,454
168	▲ ⊠ 1,029	⊠ ⊗ 1,551	◆ 2,042	◆ 2,644
192	▲ ⊠ 1,074	⊠ ⊗ 1,636	◆ 2,228	◆ 2,862
216	▲ ⊠ 1,119	◆ 1,744	◆ 2,499	◆ 3,106
240	⊠ ⊗ 1,163	◆ 1,860	◆ 2,607	◆ 3,231

### Electro ®/2 Fascia with Electro ®/2 Upgrade

E/2	\$116	\$198	\$279	\$362
-----	-------	-------	-------	-------

### Electro ®/3 Fascia

E/3	\$39	\$75	\$113	\$150
E/3 Ext.	72	146	217	290

### Notes

- ◆ Electro/3 or DoubleShades® #20 and 21 are NOT available.
- ⊠ Electro®/ 3 Extended.
- ▲ Standard motor and Somfy® ST30 motor available for Electro/3.
- ⓘ These Electro/3 Extended Bracket shade sizes cannot accept SnapLoc® fascia.
- ⊠ Shades with a width-to-height ratio greater than 1:4 will include stabilizing battens.
- ⊗ Somfy® ST30 motor not available for Electro/3.
- ⚡ These shades require either Electro/1 Extended or Electro/2 Extended Brackets and cannot use standard Electro/2 Fascia. Be sure to use the Electro/2 Extended Fascia prices.

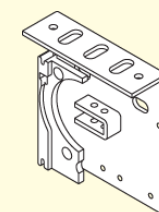
Specifications (including colors) subject to change without notice. Prices shown in U.S. dollars. Note: "Somfy" and "RTS" are trademarks of Somfy Systems, Inc.



MechoSystems  
Corporate Headquarters  
42-03 35th Street  
Long Island City, NY 11101


T: +1 (718) 729-2020  
F: +1 (718) 729-2941  
E: info@mechosystems.com  
W: mechosystems.com

February 13, 2017  
page 118



# ElectroShade® Motorized Shade System

## EuroTwill® 6000 Series



Openness  
6000 Series 3%

Railroaded 63 and 96 in. wide shadecloth roll						
Brackets: Electro ®/1, Electro ®/3, and Extended						
Height (in.)	Width (in.)					No. of Seams/Battens
	60	90	120	150	180	
50	⬆ \$776	⬆ \$853	⬆ \$915	⬆ \$1,005	⬆ \$1,272	None
83	⬆ 794	⬆ 883	⬆ 954	⬆ 1,054	⬆ 1,432	None
128	⬆ 862	⬆ 1,013	⬆ 1,113	⬆ 1,245	⬆ 1,730	1 (92 in. from bottom)
176	⬆ 921	⬆ 1,097	⬆ 1,219	⬆ 1,616	⬆ 1,891	1 (92 in. from bottom)
220	⬆ 1,100	⬆ 1,235	⬆ 1,384	⬆ 1,878	⬆ 2,080	2 (1 every 92 in. from bottom)
Electro ®/2 Fascia with Electro ®/2 Upgrade						
E/2	\$89	\$116	\$135	\$179	\$179	
E/2 Ext.	90	126	149	184	264	
Electro ®/3 Fascia						
E/3	\$22	\$41	\$52	\$65	\$65	
E/3 Ext.	49	72	98	125	125	

### Notes

- ⬆ Electro/3 or DoubleShades® #20 and 21 are NOT available.
- ⬆ Electro®/ 3 Extended.
- ⬆ Standard motor and Somfy® ST30 motor available for Electro/3.
- ⬆ These Electro/3 Extended Bracket shade sizes cannot accept SnapLoc® fascia.
- ⬆ Shades with a width-to-height ratio greater than 1:4 will include stabilizing battens.
- ⬆ Somfy® ST30 motor not available for Electro/3.
- ⬆ These shades require either Electro/1 Extended or Electro/2 Extended Brackets and cannot use standard Electro/2 Fascia. Be sure to use the Electro/2 Extended Fascia prices.

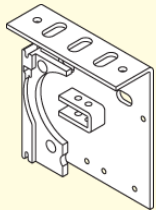
Specifications (including colors) subject to change without notice. Prices shown in U.S. dollars. Note: “Somfy” and “RTS” are trademarks of Somfy Systems, Inc.



MechoSystems  
Corporate Headquarters  
42-03 35th Street  
Long Island City, NY 11101

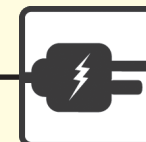
T: +1 (718) 729-2020  
F: +1 (718) 729-2941  
E: info@mechosystems.com  
W: mechosystems.com

February 13, 2017  
page 119



# ElectroShade® Motorized Shade System

## EuroTwill® 6200 Series



Openness

6200 Series 2%

### Non-Railroaded 63 in. wide shadecloth roll

Brackets: Electro ®/1, Electro ®/3, and Extended

Height (in.)	Width (in.)			
	63	126	189	252
	1 Band	2 Bands	3 Bands	4 Bands
72	▲ \$815	▲ \$1,068	▲ \$1,321	◆ \$1,524
96	▲ 849	▲ 1,135	⊗ 1,426	◆ 1,737
120	▲ 882	▲ 1,206	⊗ 1,546	◆ 1,798
144	▲ ⊠ 917	⊠ ⊗ 1,320	⊠ ⊗ 1,664	◆ 2,079
168	▲ ⊠ 960	⊠ ⊗ 1,403	⊠ ⊗ 1,783	◆ 2,241
192	▲ ⊠ 1,001	⊠ ⊗ 1,482	◆ 1,906	◆ 2,403
216	▲ ⊠ 1,040	⊠ ⊗ 1,583	◆ 2,225	◆ 2,633
240	▲ ⊠ ⊠ 1,082	⊠ ⊠ ⊗ 1,664	◆ 2,270	◆ 2,794

### Electro ®/2 Fascia with Electro ®/2 Upgrade

E/2	\$89	\$145	\$199	\$254
-----	------	-------	-------	-------

### Electro ®/3 Fascia

E/3	\$22	\$47	\$61	\$93
E/3 Ext.	46	90	117	179

### Non-Railroaded 96 in. wide shadecloth roll

Brackets: Electro ®/1, Electro ®/3, and Extended

Height (in.)	Width (in.)			
	96	192	288	384
	1 Band	2 Bands	3 Bands	4 Bands
72	▲ \$883	▲ \$1,213	⊗ \$1,578	◆ \$1,920
96	▲ 926	⊗ 1,302	⊗ 1,712	◆ 2,096
120	▲ 970	⊗ 1,390	◆ 1,862	◆ 2,280
144	▲ ⊠ 1,019	⊠ 1,531	◆ 2,045	◆ 2,599
168	▲ ⊠ 1,072	⊠ ⊗ 1,635	◆ 2,203	◆ 2,855
192	▲ ⊠ 1,123	◆ 1,733	◆ 2,376	◆ 3,059
216	▲ ⊠ 1,174	◆ 1,889	◆ 2,692	◆ 3,333
240	◆ 1,222	◆ 1,991	◆ 2,791	◆ 3,477

### Electro ®/2 Fascia with Electro ®/2 Upgrade

E/2	\$116	\$198	\$279	\$362
-----	-------	-------	-------	-------

### Electro ®/3 Fascia

E/3	\$39	\$75	\$113	\$150
E/3 Ext.	72	146	217	290

### Notes

- ◆ Electro/3 or DoubleShades® #20 and 21 are NOT available.
- ⊠ Electro®/ 3 Extended.
- ▲ Standard motor and Somfy® ST30 motor available for Electro/3.
- ⓘ These Electro/3 Extended Bracket shade sizes cannot accept SnapLoc® fascia.
- ⊠ Shades with a width-to-height ratio greater than 1:4 will include stabilizing battens.
- ⊗ Somfy® ST30 motor not available for Electro/3.
- ⚡ These shades require either Electro/1 Extended or Electro/2 Extended Brackets and cannot use standard Electro/2 Fascia. Be sure to use the Electro/2 Extended Fascia prices.

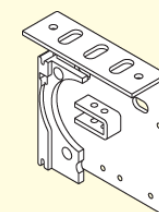
Specifications (including colors) subject to change without notice. Prices shown in U.S. dollars. Note: "Somfy" and "RTS" are trademarks of Somfy Systems, Inc.



MechoSystems  
Corporate Headquarters  
42-03 35th Street  
Long Island City, NY 11101


T: +1 (718) 729-2020  
F: +1 (718) 729-2941  
E: info@mechosystems.com  
W: mechosystems.com

February 13, 2017  
page 120



# ElectroShade® Motorized Shade System

## EuroTwill® 6200 Series



Openness  
6200 Series 2%

Railroaded 63 and 96 in. wide shadecloth roll						
Brackets: Electro ®/1, Electro ®/3, and Extended						
Height (in.)	Width (in.)					No. of Seams/Battens
	60	90	120	150	180	
45	▲ \$783	▲ \$864	▲ \$928	◇ \$1,023	◇ \$1,269	None
78	▲ 807	▲ 901	◇ 979	◇ 1,085	◇ 1,470	None
127	▲ ▣ 882	▲ ▣ 1,042	◇ 1,153	◇ 1,315	◇ ▣ 1,789	1 (92 in. from bottom)
174	▲ ▣ 949	▲ ▣ 1,136	◇ 1,275	◇ ▣ 1,719	◇ ▣ 1,974	1 (92 in. from bottom)
220	▲ ▣ 1,134	▣ ⓘ 1,288	◇ 1,454	◇ ▣ 1,968	◇ ▣ 2,185	2 (1 every 92 in. from bottom)
Electro ®/2 Fascia with Electro ®/2 Upgrade						
E/2	\$89	\$116	\$135	\$179	\$179	
E/2 Ext.	90	126	149	184	264	
Electro ®/3 Fascia						
E/3	\$22	\$41	\$52	\$65	\$65	
E/3 Ext.	49	72	98	125	125	

### Notes

- ◇ Electro/3 or DoubleShades® #20 and 21 are NOT available.
- ▣ Electro®/ 3 Extended.
- ▲ Standard motor and Somfy® ST30 motor available for Electro/3.
- ⓘ These Electro/3 Extended Bracket shade sizes cannot accept SnapLoc® fascia.
- ▣ Shades with a width-to-height ratio greater than 1:4 will include stabilizing battens.
- ⊗ Somfy® ST30 motor not available for Electro/3.
- ▣ These shades require either Electro/1 Extended or Electro/2 Extended Brackets and cannot use standard Electro/2 Fascia. Be sure to use the Electro/2 Extended Fascia prices.

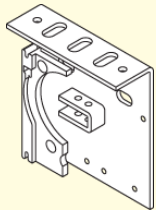
Specifications (including colors) subject to change without notice. Prices shown in U.S. dollars. Note: “Somfy” and “RTS” are trademarks of Somfy Systems, Inc.



MechoSystems  
Corporate Headquarters  
42-03 35th Street  
Long Island City, NY 11101

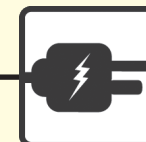
T: +1 (718) 729-2020  
F: +1 (718) 729-2941  
E: info@mechosystems.com  
W: mechosystems.com

February 13, 2017  
page 121



# ElectroShade® Motorized Shade System

## EuroTwill® 6450 Series



Openness

6450 Series 3%

### Non-Railroaded 63 in. wide shadecloth roll

Brackets: Electro ®/1, Electro ®/3, and Extended

Height (in.)	Width (in.)			
	63	126	189	252
	1 Band	2 Bands	3 Bands	4 Bands
72	▲ \$810	▲ \$1,055	▲ \$1,304	◆ \$1,500
96	▲ 839	▲ 1,119	▲ 1,403	◆ 1,705
120	▲ 872	▲ 1,185	⊗ 1,517	◆ 1,760
144	▲ 905	▲ 1,297	⊗ 1,628	◆ 2,033
168	▲ ⊗ 945	▲ ⊗ 1,374	⊗ ⊗ 1,741	◆ 2,185
192	▲ ⊗ 985	⊗ ⊗ 1,450	⊗ ⊗ 1,859	◆ 2,340
216	▲ ⊗ 1,024	⊗ ⊗ 1,547	⊗ ⊗ 2,173	◆ 2,562
240	▲ ⊗ 1,064	⊗ ⊗ 1,624	◆ 2,210	◆ 2,714

#### Electro ®/2 Fascia with Electro ®/2 Upgrade

E/2	\$89	\$145	\$199	\$254
-----	------	-------	-------	-------

#### Electro ®/3 Fascia

E/3	\$22	\$47	\$61	\$93
E/3 Ext.	46	90	117	179

### Non-Railroaded 98 in. wide shadecloth roll

Brackets: Electro ®/1, Electro ®/3, and Extended

Height (in.)	Width (in.)			
	98	196	294	392
	1 Band	2 Bands	3 Bands	4 Bands
72	▲ \$874	▲ \$1,195	⊗ \$1,551	◆ \$1,883
96	▲ 915	▲ 1,277	⊗ 1,675	◆ 2,049
120	▲ 955	⊗ 1,360	⊗ 1,817	◆ 2,212
144	▲ 1,002	⊗ 1,496	◆ 1,958	◆ 2,528
168	▲ ⊗ 1,051	⊗ ⊗ 1,594	◆ 2,099	◆ 2,716
192	▲ ⊗ 1,099	⊗ ⊗ 1,686	◆ 2,267	◆ 2,905
216	▲ ⊗ 1,146	⊗ ⊗ 1,799	◆ 2,582	◆ 3,162
240	▲ ⊗ 1,194	◆ 1,893	◆ 2,648	◆ 3,292

#### Electro ®/2 Fascia with Electro ®/2 Upgrade

E/2	\$118	\$202	\$286	\$379
-----	-------	-------	-------	-------

#### Electro ®/3 Fascia

E/3	\$40	\$79	\$118	\$157
E/3 Ext.	83	164	249	332

#### Notes

- ◆ Electro/3 or DoubleShades® #20 and 21 are NOT available.
- ⊗ Electro®/ 3 Extended.
- ▲ Standard motor and Somfy® ST30 motor available for Electro/3.
- ⓘ These Electro/3 Extended Bracket shade sizes cannot accept SnapLoc® fascia.
- ⊠ Shades with a width-to-height ratio greater than 1:4 will include stabilizing battens.
- ⊗ Somfy® ST30 motor not available for Electro/3.
- ⌚ These shades require either Electro/1 Extended or Electro/2 Extended Brackets and cannot use standard Electro/2 Fascia. Be sure to use the Electro/2 Extended Fascia prices.

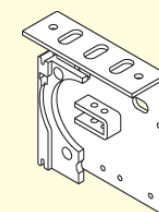
Specifications (including colors) subject to change without notice. Prices shown in U.S. dollars. Note: "Somfy" and "RTS" are trademarks of Somfy Systems, Inc.



MechoSystems  
Corporate Headquarters  
42-03 35th Street  
Long Island City, NY 11101

T: +1 (718) 729-2020  
F: +1 (718) 729-2941  
E: info@mechosystems.com  
W: mechosystems.com

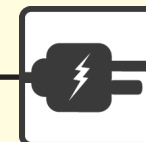
February 13, 2017  
page 122





# ElectroShade® Motorized Shade System

## EuroTwill® 6450 Series



Openness

6450 Series 3%

### Railroaded 63 and 98 in. wide shadecloth roll

#### Brackets: Electro ®/1, Electro ®/3, and Extended

Height (in.)	Width (in.)					No. of Seams/Battens
	60	90	120	150	180	
48	\$779	\$858	\$922	\$1,015	\$1,260	None
83	⬤ 801	⬤ 893	⬤ 968	◇ 1,071	◇ 1,451	None
128	⬤ 872	⬤ 1,027	⬤ □ 1,133	◇ 1,271	◇ 1,760	1 (94 in. from bottom)
177	⬤ □ 935	⬤ □ 1,117	□ ⊗ 1,248	◇ 1,651	◇ ▣ 1,933	1 (94 in. from bottom)
222	⬤ □ 1,117	⬤ □ 1,262	◇ 1,419	◇ ▣ 1,887	◇ ▣ 2,091	2 (1 every 94 in. from bottom)

#### Electro ®/2 Fascia with Electro ®/2 Upgrade

E/2	\$89	\$116	\$135	\$179	\$179
E/2 Ext.	90	126	149	184	264

#### Electro ®/3 Fascia

E/3	\$22	\$41	\$52	\$65	\$65
E/3 Ext.	49	72	98	125	125

#### Notes

- ◇ Electro/3 or DoubleShades® #20 and 21 are NOT available.
- ▣ Electro®/ 3 Extended.
- ⬤ Standard motor and Somfy® ST30 motor available for Electro/3.
- Ⓜ These Electro/3 Extended Bracket shade sizes cannot accept SnapLoc® fascia.
- Shades with a width-to-height ratio greater than 1:4 will include stabilizing battens.
- ⊗ Somfy® ST30 motor not available for Electro/3.
- ▣ These shades require either Electro/1 Extended or Electro/2 Extended Brackets and cannot use standard Electro/2 Fascia. Be sure to use the Electro/2 Extended Fascia prices.

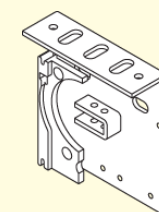
Specifications (including colors) subject to change without notice. Prices shown in U.S. dollars. Note: "Somfy" and "RTS" are trademarks of Somfy Systems, Inc.



MechoSystems  
Corporate Headquarters  
42-03 35th Street  
Long Island City, NY 11101


T: +1 (718) 729-2020  
F: +1 (718) 729-2941  
E: info@mechosystems.com  
W: mechosystems.com

February 13, 2017  
page 123



# ElectroShade® Motorized Shade System

## SoHo 1100 Series



Openness  
6450 Series 3%

### Non-Railroaded 98 in. wide shadecloth roll

Brackets: Electro ®/1, Electro ®/3, and Extended				
Height (in.)	Width (in.)			
	98	196	294	392
	1 Band	2 Bands	3 Bands	4 Bands
72	⬆ \$778	⬆ \$1,091	⊗ \$1,452	⬠ \$1,760
96	⬆ 825	⊗ 1,183	⊗ 1,591	⬠ 2,037
120	⬆ 871	⊗ 1,275	⬠ 1,729	⬠ 2,222
144	⬆ ⊠ 932	⊠ ⊗ 1,398	⬠ 2,006	⬠ 2,467
168	⬆ ⊠ 978	⊠ ⊗ 1,490	⬠ 2,145	⬠ 2,740
192	⬆ ⊠ 1,049	⬠ 1,631	⬠ 2,355	⬠ 3,020
216	⊠ ⊗ 1,094	⬠ 1,816	⬠ 2,494	⬠ 3,205
240	⊠ ⊗ 1,140	⬠ 1,908	⬠ 2,719	⬠ 3,388
Electro ®/2 Fascia with Electro ®/2 Upgrade				
E/2	\$118	\$202	\$286	\$379
Electro ®/3 Fascia				
E/3	\$40	\$79	\$118	\$157
E/3 Ext.	83	164	249	332

#### Notes

- ⬠ Electro/3 or DoubleShades® #20 and 21 are NOT available.
- ⬠ Electro®/ 3 Extended.
- ⬠ Standard motor and Somfy® ST30 motor available for Electro/3.
- ⬠ These Electro/3 Extended Bracket shade sizes cannot accept SnapLoc® fascia.
- ⬠ Shades with a width-to-height ratio greater than 1:4 will include stabilizing battens.
- ⊗ Somfy® ST30 motor not available for Electro/3.
- ⬠ These shades require either Electro/1 Extended or Electro/2 Extended Brackets and cannot use standard Electro/2 Fascia. Be sure to use the Electro/2 Extended Fascia prices.

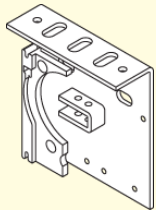
Specifications (including colors) subject to change without notice. Prices shown in U.S. dollars. Note: “Somfy” and “RTS” are trademarks of Somfy Systems, Inc.



MechoSystems  
Corporate Headquarters  
42-03 35th Street  
Long Island City, NY 11101

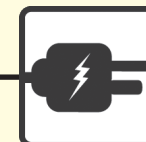
T: +1 (718) 729-2020  
F: +1 (718) 729-2941  
E: info@mechosystems.com  
W: mechosystems.com

February 13, 2017  
page 124



# ElectroShade® Motorized Shade System

## SoHo 1100 Series



**Openness**

6450 Series 3%

### Railroaded 98 in. wide shadecloth roll

#### Brackets: Electro®/1, Electro®/3, and Extended

Height (in.)	Width (in.)					No. of Seams/Battens
	60	90	120	150	180	
35	⬤ \$667	⬤ \$744	⬤ \$850	⬢ \$974	⬢ \$1,211	None
83	⬤ 719	⬤ 822	⬢ 949	⬢ 1,101	⬢ 1,358	None
130	⬤ ⬢ 785	⬤ ⬢ 946	⬢ 1,103	⬢ 1,292	⬢ 1,580	1 (94 in. from bottom)
180	⬤ ⬢ 854	⬤ ⬢ 1,050	⬢ 1,235	⬢ 1,635	⬢ 1,806	1 (94 in. from bottom)
210	⬤ ⬢ 910	⬢ 1,152	⬢ 1,360	⬢ 1,786	⬢ 1,980	2 (1 every 94 in. from bottom)
274	⬤ ⬢ 1,019	⬢ 1,341	⬢ 1,588	⬢ 2,037	⬢ 2,390	2 (1 every 94 in. from bottom)

#### Electro®/2 Fascia with Electro®/2 Upgrade

E/2	\$89	\$116	\$135	\$179	\$179
E/2 Ext.	90	126	149	184	264

#### Electro®/3 Fascia

E/3	\$22	\$41	\$52	\$65	\$65
E/3 Ext.	49	72	98	125	125

#### Notes

- ⬢ Electro/3 or DoubleShades® #20 and 21 are NOT available.
- ⬢ Electro®/ 3 Extended.
- ⬤ Standard motor and Somfy® ST30 motor available for Electro/3.
- ⬢ These Electro/3 Extended Bracket shade sizes cannot accept SnapLoc® fascia.
- ⬢ Shades with a width-to-height ratio greater than 1:4 will include stabilizing battens.
- ⬢ Somfy® ST30 motor not available for Electro/3.
- ⬢ These shades require either Electro/1 Extended or Electro/2 Extended Brackets and cannot use standard Electro/2 Fascia. Be sure to use the Electro/2 Extended Fascia prices.

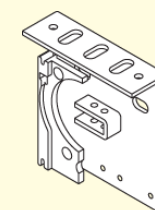
Specifications (including colors) subject to change without notice. Prices shown in U.S. dollars. Note: "Somfy" and "RTS" are trademarks of Somfy Systems, Inc.



MechoSystems  
Corporate Headquarters  
42-03 35th Street  
Long Island City, NY 11101


T: +1 (718) 729-2020  
F: +1 (718) 729-2941  
E: info@mechosystems.com  
W: mechosystems.com

February 13, 2017  
page 125



# ElectroShade® Motorized Shade System

## SoHo 1600 Series



Openness  
6450 Series 3%

### Non-Railroaded 98 in. wide shadecloth roll

Brackets: Electro ®/1, Electro ®/3, and Extended				
Height (in.)	Width (in.)			
	98	196	294	392
	1 Band	2 Bands	3 Bands	4 Bands
72	⬆ \$771	⬆ \$1,076	⊗ \$1,430	⬠ \$1,729
96	⬆ 815	⊗ 1,164	⊗ 1,561	⬠ 1,997
120	⬆ 859	⊗ 1,252	⊗ 1,692	⬠ 2,173
144	⬆ ⊠ 918	⊠ ⊗ 1,370	⬠ 1,964	⬠ 2,409
168	⬆ ⊠ 962	⊠ ⊗ 1,458	⬠ 2,095	⬠ 2,585
192	⬆ ⊠ 1,029	⊠ ⊗ 1,593	⬠ 2,298	⬠ 2,945
216	⬆ ⊠ 1,073	⬠ 1,681	⬠ 2,430	⬠ 3,119
240	⊠ ⊗ 1,117	⬠ 1,862	⬠ 2,561	⬠ 3,295
Electro ®/2 Fascia with Electro ®/2 Upgrade				
E/2	\$118	\$202	\$286	\$379
Electro ®/3 Fascia				
E/3	\$40	\$79	\$118	\$157
E/3 Ext.	83	164	249	332

#### Notes

- ⬠ Electro/3 or DoubleShades® #20 and 21 are NOT available.
- ⊠ Electro®/ 3 Extended.
- ⬆ Standard motor and Somfy® ST30 motor available for Electro/3.
- ⬠ These Electro/3 Extended Bracket shade sizes cannot accept SnapLoc® fascia.
- ⊠ Shades with a width-to-height ratio greater than 1:4 will include stabilizing battens.
- ⊗ Somfy® ST30 motor not available for Electro/3.
- ⬠ These shades require either Electro/1 Extended or Electro/2 Extended Brackets and cannot use standard Electro/2 Fascia. Be sure to use the Electro/2 Extended Fascia prices.

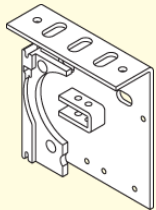
Specifications (including colors) subject to change without notice. Prices shown in U.S. dollars. Note: “Somfy” and “RTS” are trademarks of Somfy Systems, Inc.



MechoSystems  
Corporate Headquarters  
42-03 35th Street  
Long Island City, NY 11101

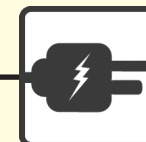
T: +1 (718) 729-2020  
F: +1 (718) 729-2941  
E: info@mechosystems.com  
W: mechosystems.com

February 13, 2017  
page 126



# ElectroShade® Motorized Shade System

## SoHo 1600 Series



**Openness**

6450 Series 3%

### Railroaded 98 in. wide shadecloth roll

#### Brackets: Electro®/1, Electro®/3, and Extended

Height (in.)	Width (in.)					No. of Seams/Battens
	60	90	120	150	180	
35	⬆ \$663	⬆ \$737	⬆ \$843	⬆ \$965	⬆ \$1,200	None
83	⬆ 713	⬆ 814	⬆ 937	⬆ 1,086	⬆ 1,340	None
130	⬆ 777	⬆ 933	⬆ 1,086	⬆ 1,271	⬆ 1,554	1 (94 in. from bottom)
180	⬆ 843	⬆ 1,032	⬆ 1,213	⬆ 1,596	⬆ 1,773	1 (94 in. from bottom)
210	⬆ 897	⬆ 1,132	⬆ 1,333	⬆ 1,753	⬆ 1,940	2 (1 every 94 in. from bottom)
274	⬆ 1,003	⬆ 1,295	⬆ 1,534	⬆ 1,995	⬆ 2,339	2 (1 every 94 in. from bottom)

#### Electro®/2 Fascia with Electro®/2 Upgrade

E/2	\$89	\$116	\$135	\$179	\$179
E/2 Ext.	90	126	149	184	264

#### Electro®/3 Fascia

E/3	\$22	\$41	\$52	\$65	\$65
E/3 Ext.	49	72	98	125	125

#### Notes

- ⬆ Electro/3 or DoubleShades® #20 and 21 are NOT available.
- ⬆ Electro®/ 3 Extended.
- ⬆ Standard motor and Somfy® ST30 motor available for Electro/3.
- ⬆ These Electro/3 Extended Bracket shade sizes cannot accept SnapLoc® fascia.
- ⬆ Shades with a width-to-height ratio greater than 1:4 will include stabilizing battens.
- ⬆ Somfy® ST30 motor not available for Electro/3.
- ⬆ These shades require either Electro/1 Extended or Electro/2 Extended Brackets and cannot use standard Electro/2 Fascia. Be sure to use the Electro/2 Extended Fascia prices.

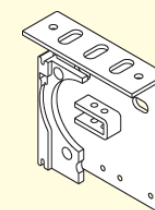
Specifications (including colors) subject to change without notice. Prices shown in U.S. dollars. Note: "Somfy" and "RTS" are trademarks of Somfy Systems, Inc.



MechoSystems  
Corporate Headquarters  
42-03 35th Street  
Long Island City, NY 11101


T: +1 (718) 729-2020  
F: +1 (718) 729-2941  
E: info@mechosystems.com  
W: mechosystems.com

February 13, 2017  
page 127



# ElectroShade® Motorized Shade System

## SoHo 1900 Series



Openness  
6450 Series 3%

### Non-Railroaded 98 in. wide shadecloth roll

Brackets: Electro ®/1, Electro ®/3, and Extended				
Height (in.)	Width (in.)			
	98	196	294	392
	1 Band	2 Bands	3 Bands	4 Bands
72	⬆ \$765	⬆ \$1,065	⊗ \$1,413	⬠ \$1,706
96	⬆ 808	⬆ 1,149	⊗ 1,539	⬠ 1,875
120	⬆ 850	⊗ 1,233	⊗ 1,666	⬠ 2,137
144	⬆ ⊠ 908	⊠ 1,348	⬠ 1,839	⬠ 2,367
168	⬆ ⊠ 950	⊠ 1,433	⬠ 2,058	⬠ 2,536
192	⬆ ⊠ 1,016	⊠ 1,566	⬠ 2,257	⬠ 2,889
216	⬆ ⊠ 1,058	⊠ 1,649	⬠ 2,384	⬠ 3,057
240	⊠ ⊗ 1,100	⬠ 1,827	⬠ 2,510	⬠ 3,226
Electro ®/2 Fascia with Electro ®/2 Upgrade				
E/2	\$118	\$202	\$286	\$379
Electro ®/3 Fascia				
E/3	\$40	\$79	\$118	\$157
E/3 Ext.	83	164	249	332

#### Notes

- ⬠ Electro/3 or DoubleShades® #20 and 21 are NOT available.
- ⊠ Electro®/ 3 Extended.
- ⬆ Standard motor and Somfy® ST30 motor available for Electro/3.
- ⬠ These Electro/3 Extended Bracket shade sizes cannot accept SnapLoc® fascia.
- ⊠ Shades with a width-to-height ratio greater than 1:4 will include stabilizing battens.
- ⊗ Somfy® ST30 motor not available for Electro/3.
- ⬠ These shades require either Electro/1 Extended or Electro/2 Extended Brackets and cannot use standard Electro/2 Fascia. Be sure to use the Electro/2 Extended Fascia prices.

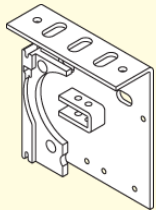
Specifications (including colors) subject to change without notice. Prices shown in U.S. dollars. Note: “Somfy” and “RTS” are trademarks of Somfy Systems, Inc.



MechoSystems  
Corporate Headquarters  
42-03 35th Street  
Long Island City, NY 11101

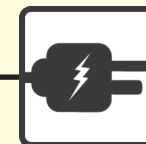
T: +1 (718) 729-2020  
F: +1 (718) 729-2941  
E: info@mechosystems.com  
W: mechosystems.com

February 13, 2017  
page 128



# ElectroShade® Motorized Shade System

## SoHo 1900 Series



**Openness**

6450 Series 3%

### Railroaded 98 in. wide shadecloth roll

#### Brackets: Electro®/1, Electro®/3, and Extended

Height (in.)	Width (in.)					No. of Seams/Battens
	60	90	120	150	180	
35	⬆ \$661	⬆ \$733	⬆ \$836	⬆ \$958	⬆ \$1,191	None
83	⬆ 709	⬆ 807	⬆ 929	⬆ 1,076	⬆ 1,328	None
130	⬆ 771	⬆ 924	⬆ 1,074	⬆ 1,256	⬆ 1,536	1 (94 in. from bottom)
180	⬆ 834	⬆ 1,020	⬆ 1,196	⬆ 1,411	⬆ 1,748	1 (94 in. from bottom)
210	⬆ 887	⬆ 1,118	⬆ 1,314	⬆ 1,730	⬆ 1,911	2 (1 every 94 in. from bottom)
274	⬆ 990	⬆ 1,277	⬆ 1,509	⬆ 1,964	⬆ 2,302	2 (1 every 94 in. from bottom)

#### Electro®/2 Fascia with Electro®/2 Upgrade

E/2	\$89	\$116	\$135	\$179	\$179
E/2 Ext.	90	126	149	184	264

#### Electro®/3 Fascia

E/3	\$22	\$41	\$52	\$65	\$65
E/3 Ext.	49	72	98	125	125

#### Notes

- ⬆ Electro/3 or DoubleShades® #20 and 21 are NOT available.
- ⬆ Electro®/ 3 Extended.
- ⬆ Standard motor and Somfy® ST30 motor available for Electro/3.
- ⬆ These Electro/3 Extended Bracket shade sizes cannot accept SnapLoc® fascia.
- ⬆ Shades with a width-to-height ratio greater than 1:4 will include stabilizing battens.
- ⬆ Somfy® ST30 motor not available for Electro/3.
- ⬆ These shades require either Electro/1 Extended or Electro/2 Extended Brackets and cannot use standard Electro/2 Fascia. Be sure to use the Electro/2 Extended Fascia prices.

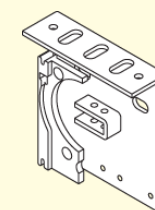
Specifications (including colors) subject to change without notice. Prices shown in U.S. dollars. Note: "Somfy" and "RTS" are trademarks of Somfy Systems, Inc.



MechoSystems  
Corporate Headquarters  
42-03 35th Street  
Long Island City, NY 11101


T: +1 (718) 729-2020  
F: +1 (718) 729-2941  
E: info@mechosystems.com  
W: mechosystems.com

February 13, 2017  
page 129



# ElectroShade® Motorized Shade System

## Options: Room-Darkening Side Channels



Room-Darkening: Non-Railroaded and Railroaded				
Height (in.)	1 Band	2 Bands	3 Bands	4 Bands
72	\$97	\$168	\$238	\$311
96	124	214	302	391
110	152	260	366	473
120	153	260	367	473
144	181	305	431	556
153	202	344	490	616
168	207	350	496	639
240	266	533	802	1,070

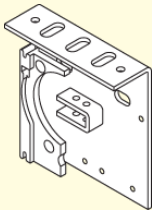
Specifications (including colors) subject to change without notice. Prices shown in U.S. dollars. Note: “Somfy” and “RTS” are trademarks of Somfy Systems, Inc.



MechoSystems  
Corporate Headquarters  
42-03 35th Street  
Long Island City, NY 11101

T: +1 (718) 729-2020  
F: +1 (718) 729-2941  
E: info@mechosystems.com  
W: mechosystems.com

February 13, 2017  
page 130



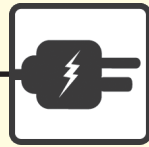
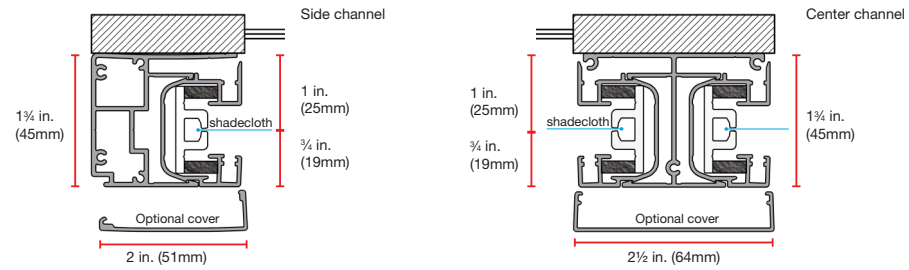
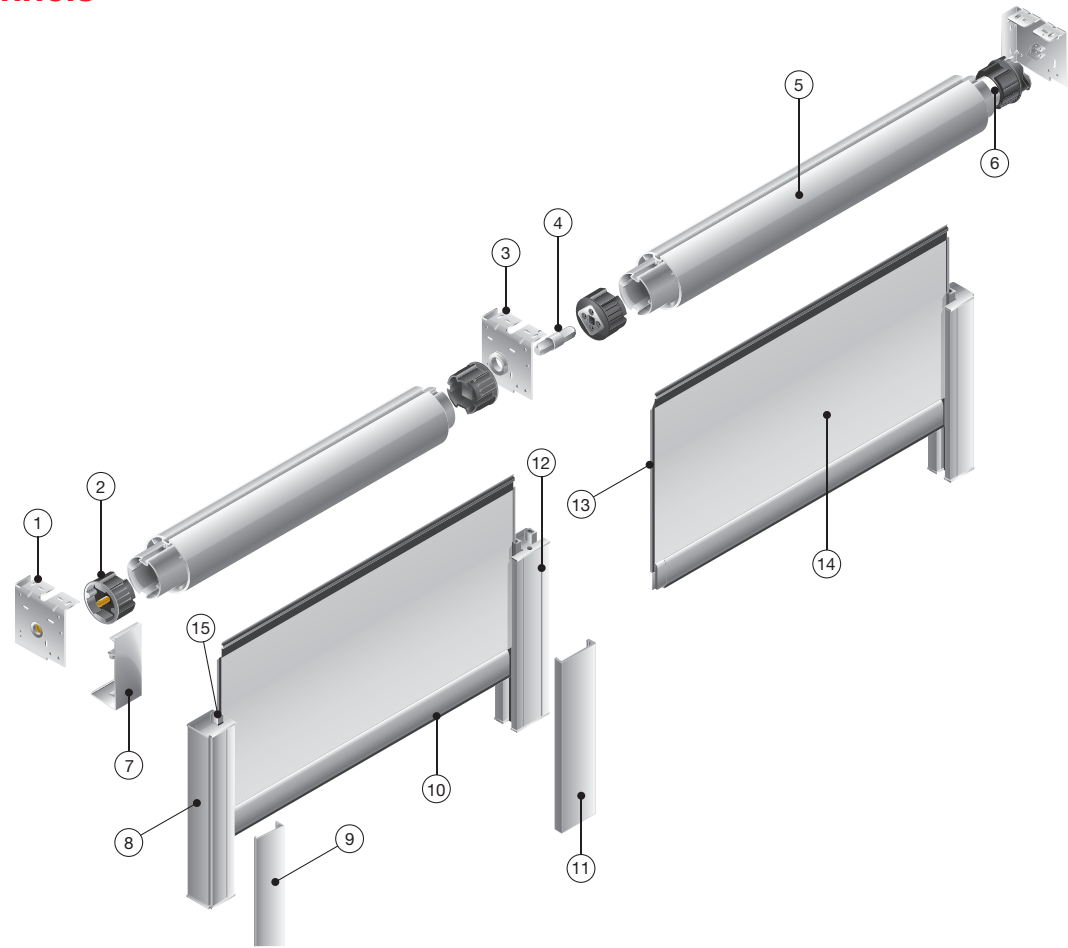


# ElectroShade® Motorized Shade System

## Options: ShadeLoc® Side Channels

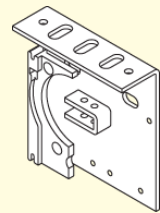
ShadeLoc: Non-Railroaded and Railroaded		
Height (in.)	1 Band	2 Bands
48	\$154	\$290
60	171	321
72	188	351
84	205	381
96	222	411
108	240	441
120	257	471
132	274	501
144	291	532
156	308	562
168	325	592
180	343	622
192	360	652
204	377	682
216	394	713
228	411	743
240	429	773

Note: ShadeLoc requires a 3 in. nested tube. Shades roll up or down faster than smaller tubes. R.U.D. is effected. Can not be used with EcoVeil® shadecloth.



- 1. Electro/SL bracket
- 2. Tube plug
- 3. Electro center-support bracket
- 4. Tube connector ("dog bone")
- 5. Tube assembly
- 6. Electronic Drive Unit
- 7. SnapLoc fascia
- 8. ShadeLoc® side-channel assembly
- 9. Side channel cover
- 10. Exposed Hem Bar
- 11. Center channel cover
- 12. ShadeLoc center-channel assembly
- 13. Zipper
- 14. Shadecloth
- 15. Funnel


Available colors:  
White (WH)  
Black (BK)  
Clear Anodized (CA)  
Quaker Bronze (QB)  
Mill (ML)



Specifications (including colors) subject to change without notice. Prices shown in U.S. dollars. Note: "Somfy" and "RTS" are trademarks of Somfy Systems, Inc.

# ElectroShade® Motorized Shade System

## Options: Miscellaneous



Fascia End Caps (Package Size: 5 pairs)				
	Electro®/2	Electro®/2 Extended	Electro®/3	Electro®/3 Extended
Unit Price	\$34	\$36	\$21	\$30
Broken Pkg. Price	46	50	32	42

Prices for Fascia End Caps are for pairs.

Select Optional Accesories	Package Size	Unit Price	Broken Pkg.
<b>Wall-Mount Angles*</b>			
4 in. x 4 in. x 1-1/4 in. (single)	10	\$8	\$12
4 in. x 4 in. x 3 in. (double)	10	22	32
5 in. x 5 in. x 1-1/4 in. (single)	10	31	43

\*Package sizes of Wall-Mount angles are in number of pieces, and NOT in number of pairs.

Motor Upgrade Options	
<b>Electro®/1 and Electro/2</b>	
WhisperShade® ML	\$-90
WhisperShade® IQ2®	136
Sonesse® ST40 RTS	144
Somfy® ST50	101
Somfy® RTS	144
Somfy® ILT	243
ElectroShade RTS	139
<b>Electro/3</b>	
Somfy® ST30 DCT Low Voltage	80
Somfy® ST30 ILT Line Voltage	155

Motor Deduct for Railroaded Multibanded Shades	
2-Band Deduct	\$411
3-Band Deduct	800
4-Band Deduct	1,189

ML Motor Deduct for Railroaded Single or Multibanded Shades	
1-Band - NRR or RR	\$90
2-Band Deduct	501
3-Band Deduct	860
4-Band Deduct	1,249

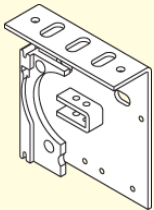
Specifications (including colors) subject to change without notice. Prices shown in U.S. dollars. Note: “Somfy” and “RTS” are trademarks of Somfy Systems, Inc.



MechoSystems  
Corporate Headquarters  
42-03 35th Street  
Long Island City, NY 11101

T: +1 (718) 729-2020  
F: +1 (718) 729-2941  
E: info@mechosystems.com  
W: mechosystems.com

February 13, 2017  
page 132



# DoubleShades® Upgrade

## 0700 Blackout, Equinox 0100, Midnite® 0200 Series—Pricing

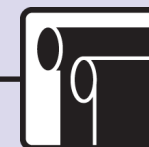
UrbanShade® Manual #8 or Motorized #9 DoubleShades®, MechoShade® DoubleShades #10, 15, and 16 or ElectroShade® DoubleShades #13, 17, 20, and 21. Verify tube which is appropriate to the shade size from the price grid. Verify the maximum heights with the chart below, or by using the guidelines on the price grids.

### DoubleShade Pricing:

A. Price of a Blackout Shade (0700, 0100, or 0200 Series) from price grids	\$ _____
B. Add the price of a SunScreen shade from price grids	\$ _____
C. Add the upgrade price of the DoubleShade Drive/Idle Assembly	\$ _____
D. Add the upgrade price of any DoubleShade Center Supports required	\$ _____
<b>Total Cost of DoubleShade</b>	<b>\$ _____</b>

### DoubleShade Bracket Assembly Upgrade

	Drive/Idle End	Center Support
<b>UrbanShade DoubleShade #8 and #9</b>	\$30	N/A
<b>Mecho®/5 DoubleShade #10</b>	\$51	\$28
<b>Mecho/5 DoubleShade #15</b>	51	28
<b>Mecho/5 DoubleShade #16</b>	51	28
<b>Electro®/1 DoubleShade #13</b>	19	8
<b>Electro/2 DoubleShade #17</b>	19	8
<b>Electro/3 DoubleShade #20</b>	52	24
<b>Electro/3 DoubleShade #21</b>	52	24



### DoubleShade Tube Sizes

- Urban Manual DoubleShades can use either a 1-1/4 in. tube or 1-3/8 in. tube. The solar tube can be a different diameter than the blackout tube.
- Urban Motorized DoubleShades can use either a 1-3/8 in. tube (battery motor) or 1-9/16 in. tube (ST30 motor.)
- DoubleShades #10, 15, and 16 can use either a 1-1/2 in. tube or 1-7/8 in. tube. The solar tube can be a different diameter than the blackout tube.
- DoubleShades #13 and 17 use a (2-1/5 in.) 2.2 in. and 2-1/2 in. tube for both tubes.
- DoubleShades #20 and 21 use only a (1-79/100 in.) 1.79 in. tube for both tubes.
- Fascia: All DoubleShade brackets, except Electro/1 DoubleShade #13, accept fascia. (See page 199).
- Channels: Not available for Mecho/5 DoubleShade #15. (See page 196).
- End Caps: Included in the UrbanDouble as part of the ordered bracket assembly.
- Wall Mount Angles: (See page 203).

Specifications (including colors) subject to change without notice. Prices shown in U.S. dollars.



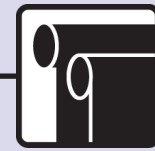
MechoSystems  
Corporate Headquarters  
42-03 35th Street  
Long Island City, NY 11101

T: +1 (718) 729-2020  
F: +1 (718) 729-2941  
E: info@mechosystems.com  
W: mechosystems.com

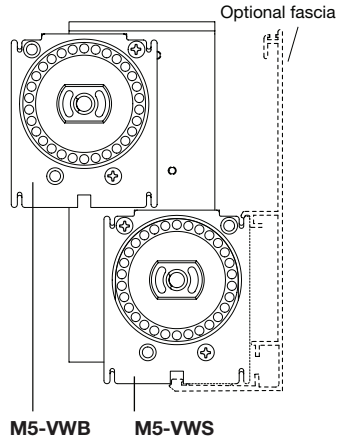
February 13, 2017  
page 133

# DoubleShades® Upgrade

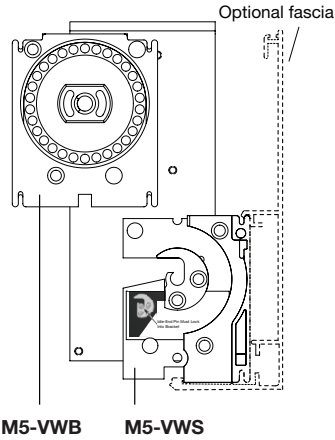
## 0700 Blackout, 0100 Equinox, 0200 Midnite® Series—Brackets



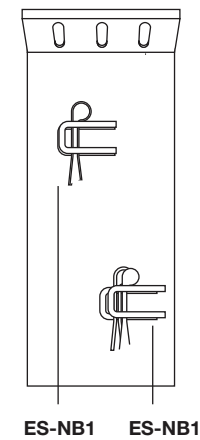
**Mecho®/5 Doubleshade® #15**



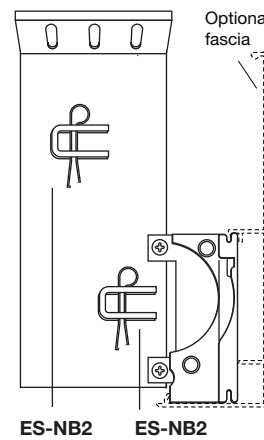
**Mecho®/5 Doubleshade® #16**  
(accepts Side Channels)



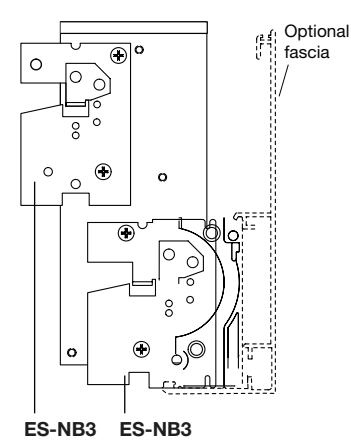
**Electro®/1 Doubleshade® #13**



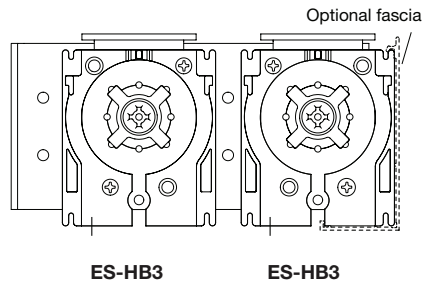
**Electro®/2 Doubleshade® #17**



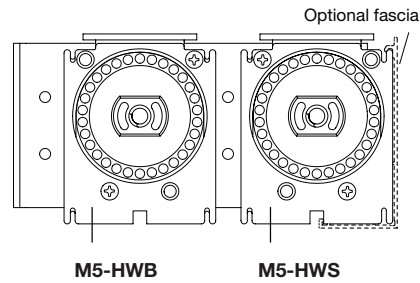
**Electro®/3 Doubleshade® #21**



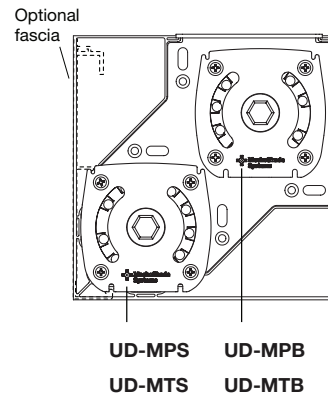
**Electro®/3 Doubleshade® #20**



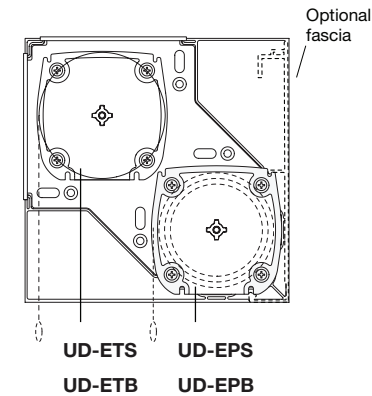
**Mecho®/5 Doubleshade® #10**



**UrbanShade® Manual #8**



**UrbanShade® Motorized #9**



### DoubleShade Tube Sizes

- Urban Manual DoubleShades can use either a 1-1/4 in. tube or 1-3/8 in. tube. The solar tube can be a different diameter than the blackout tube.
- Urban Motorized DoubleShades can use either a 1-3/8 in. tube (battery motor) or 1-9/16 in. tube (ST30 motor.)
- DoubleShades #10, 15, and 16 can use either a 1-1/2 in. tube or 1-7/8 in. tube. The solar tube can be a different diameter than the blackout tube.
- DoubleShades #13 and 17 use a (2-1/5 in.) 2.2 in. and 2-1/2 in. tube for both tubes.
- DoubleShades #20 and 21 use only a (1-79/100 in.) 1.79 in. tube for both tubes.
- Fascia: All DoubleShade brackets, except Electro/1 DoubleShade #13, accept fascia.
- Channels: Not available for Mecho/5 DoubleShade #15.
- End Caps: Included in the UrbanDouble as part of the ordered bracket assembly.
- Wall Mount Angles:

Note: For motor dimensions and R.U.D., please see pages 2–7.

Specifications (including colors) subject to change without notice. Prices shown in U.S. dollars.



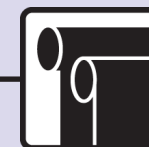
MechoSystems  
Corporate Headquarters  
42-03 35th Street  
Long Island City, NY 11101

T: +1 (718) 729-2020  
F: +1 (718) 729-2941  
E: info@mechosystems.com  
W: mechosystems.com

February 13, 2017  
page 134

# DoubleShades® Upgrade

## 0700 Blackout® Series (No Battens) — Details



### DoubleShade Tube Sizes

- Urban Manual DoubleShades can use either a 1-1/4 in. tube or 1-3/8 in. tube. The solar tube can be a different diameter than the blackout tube.
- Urban Motorized DoubleShades can use either a 1-3/8 in. tube (battery motor) or 1-9/16 in. tube (ST30 motor.)
- DoubleShades #10, 15, and 16 can use either a 1-1/2 in. tube or 1-7/8 in. tube. The solar tube can be a different diameter than the blackout tube.
- DoubleShades #13 and 17 use a (2-1/5 in.) 2.2 in. and 2-1/2 in. tube for both tubes.
- DoubleShades #20 and 21 use only a (1-79/100 in.) 1.79 in. tube for both tubes.
- Fascia: All DoubleShade brackets, except Electro/1 DoubleShade #13, accept fascia.
- Channels: Not available for Mecho/5 DoubleShade #15.
- End Caps: Included in the UrbanDouble as part of the ordered bracket assembly.
- Wall Mount Angles:
- \* Note:** Fractional measurements are not exact. The 1- 3/4 in. ElectroShade tube is precisely 1.79 in.

DoubleShade® Maximum Shade Heights** (opening height)	No Battens																						
	Urban Tubes									Mecho Tubes						Electro Tubes							
	1-1/4 in. Tube			1-3/8 in. Tube			1-9/16 in. Tube			1-1/2 in. Tube			1-7/8 in. Tube			*1-3/4 in. Tube			2-1/2 in. Tube				
07= 0700 Blackout with: TV= Thermoveil or EC= EcoVeil or ET= EuroTwill or EV= EuroVeil	07	TV EC	EV ET	07	TV EC	EV ET	07	TV EC	EV ET	07	TV EC	EV ET	07	TV EC	EV ET	07	TV EC	EV ET	07	TV EC	EC ET		
UrbanShade® #8, #9 With or without fascia	180	119	143	144	107	130	144	93	112														
Mecho® #10 With or without fascia										200	132	159	200	97	118								
Mecho #15 With fascia										200	200	200	200	197	200								
Without fascia										200	200	200	200	200	200								
Mecho #16 With fascia										200	200	200	200	197	200								
Without fascia										200	200	200	200	200	200								
Electro® #13 No fascia available																			166	166	200		
Electro #17 With fascia																			166	166	200		
Electro #20 With or without fascia																			200	109	132		
Electro® #21 With fascia																			200	200	200		
Without fascia																			200	200	200		

Specifications (including colors) subject to change without notice. Prices shown in U.S. dollars.



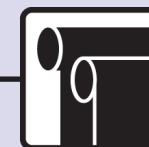
MechoSystems  
Corporate Headquarters  
42-03 35th Street  
Long Island City, NY 11101

T: +1 (718) 729-2020  
F: +1 (718) 729-2941  
E: info@mechosystems.com  
W: mechosystems.com

February 13, 2017  
page 135

# DoubleShades® Upgrade

## 0700 Blackout® Series (One Batten) — Details



### DoubleShade Tube Sizes

- Urban Manual DoubleShades can use either a 1-1/4 in. tube or 1-3/8 in. tube. The solar tube can be a different diameter than the blackout tube.
- Urban Motorized DoubleShades can use either a 1-3/8 in. tube (battery motor) or 1-9/16 in. tube (ST30 motor.)
- DoubleShades #10, 15, and 16 can use either a 1-1/2 in. tube or 1-7/8 in. tube. The solar tube can be a different diameter than the blackout tube.
- DoubleShades #13 and 17 use a (2-1/5 in.) 2.2 in. and 2-1/2 in. tube for both tubes.
- DoubleShades #20 and 21 use only a (1-79/100 in.) 1.79 in. tube for both tubes.
- Fascia: All DoubleShade brackets, except Electro/1 DoubleShade #13, accept fascia.
- Channels: Not available for Mecho/5 DoubleShade #15.
- End Caps: Included in the UrbanDouble as part of the ordered bracket assembly.
- Wall Mount Angles:
- \* Note:** Fractional measurements are not exact. The 1- 3/4 in. ElectroShade tube is precisely 1.79 in.

DoubleShade® Maximum Shade Heights** (opening height)	(1) Batten																				
	Urban Tubes									Mecho Tubes						Electro Tubes					
	1-1/4 in. Tube			1-3/8 in. Tube			1-9/16 in. Tube			1-1/2 in. Tube			1-7/8 in. Tube			*1-3/4 in. Tube			2-1/2 in. Tube		
07= 0700 Blackout with: TV= Thermoveil or EC= EcoVeil or ET= EuroTwill or EV= EuroVeil	07	TV EC	EV ET	07	TV EC	EV ET	07	TV EC	EV ET	07	TV EC	EV ET	07	TV EC	EV ET	07	TV EC	EV ET	07	TV EC	EC ET
UrbanShade® #8, #9 With or without fascia	180	103	124	144	92	111	144	77	93												
Mecho® #10 With or without fascia										200	111	135	164	77	95						
Mecho #15 With fascia										200	200	200	164	175	200						
Without fascia										200	200	200	164	200	200						
Mecho #16 With fascia										200	200	200	164	175	200						
Without fascia										200	200	200	164	200	200						
Electro® #13 No fascia available																			122	140	171
Electro #17 With fascia																			122	140	171
Electro #20 With or without fascia																			187	89	109
Electro® #21 With fascia																			187	185	200
Without fascia																			187	200	200

Specifications (including colors) subject to change without notice. Prices shown in U.S. dollars.



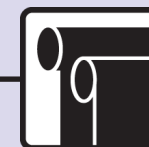
MechoSystems  
Corporate Headquarters  
42-03 35th Street  
Long Island City, NY 11101

T: +1 (718) 729-2020  
F: +1 (718) 729-2941  
E: info@mechosystems.com  
W: mechosystems.com

February 13, 2017  
page 136

# DoubleShades® Upgrade

## 0700 Blackout® Series (Two Battens) — Details



### DoubleShade Tube Sizes

- Urban Manual DoubleShades can use either a 1-1/4 in. tube or 1-3/8 in. tube. The solar tube can be a different diameter than the blackout tube.
  - Urban Motorized DoubleShades can use either a 1-3/8 in. tube (battery motor) or 1-9/16 in. tube (ST30 motor.)
  - DoubleShades #10, 15, and 16 can use either a 1-1/2 in. tube or 1-7/8 in. tube. The solar tube can be a different diameter than the blackout tube.
  - DoubleShades #13 and 17 use a (2-1/5 in.) 2.2 in. and 2-1/2 in. tube for both tubes.
  - DoubleShades #20 and 21 use only a (1-79/100 in.) 1.79 in. tube for both tubes.
  - Fascia: All DoubleShade brackets, except Electro/1 DoubleShade #13, accept fascia.
  - Channels: Not available for Mecho/5 DoubleShade #15.
  - End Caps: Included in the UrbanDouble as part of the ordered bracket assembly.
  - Wall Mount Angles:
- \* Note:**  
Fractional measurements are not exact. The 1- 3/4 in. ElectroShade tube is precisely 1.79 in.

DoubleShade® Maximum Shade Heights** (opening height)	(2) Battens																				
	Urban Tubes									Mecho Tubes						Electro Tubes					
	1-1/4 in. Tube			1-3/8 in. Tube			1-9/16 in. Tube			1-1/2 in. Tube			1-7/8 in. Tube			*1-3/4 in. Tube			2-1/2 in. Tube		
07= 0700 Blackout with: TV= Thermoveil or EC= EcoVeil or ET= EuroTwill or EV= EuroVeil	07	TV EC	EV ET	07	TV EC	EV ET	07	TV EC	EV ET	07	TV EC	EV ET	07	TV EC	EV ET	07	TV EC	EV ET	07	TV EC	EC ET
UrbanShade® #8, #9 With or without fascia	179	88	106	144	77	93	128	62	75												
Mecho® #10 With or without fascia										192	92	112	124	58	71						
Mecho #15 With fascia										192	184	200	124	150	181						
Without fascia										192	200	200	124	200	200						
Mecho #16 With fascia										192	184	200	124	150	181						
Without fascia										192	200	200	124	200	200						
Electro® #13 No fascia available																			77	115	140
Electro #17 With fascia																			77	115	140
Electro #20 With or without fascia																			148	70	85
Electro® #21 With fascia																			148	162	196
Without fascia																			148	200	200

Specifications (including colors) subject to change without notice. Prices shown in U.S. dollars.



MechoSystems  
Corporate Headquarters  
42-03 35th Street  
Long Island City, NY 11101

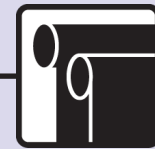
T: +1 (718) 729-2020  
F: +1 (718) 729-2941  
E: info@mechosystems.com  
W: mechosystems.com

February 13, 2017  
page 137



# DoubleShades® Upgrade

## 0100 Equinox® Series (No Battens) — Details



### DoubleShade Tube Sizes

- Urban Manual DoubleShades can use either a 1-1/4 in. tube or 1-3/8 in. tube. The solar tube can be a different diameter than the blackout tube.
- Urban Motorized DoubleShades can use either a 1-3/8 in. tube (battery motor) or 1-9/16 in. tube (ST30 motor.)
- DoubleShades #10, 15, and 16 can use either a 1-1/2 in. tube or 1-7/8 in. tube. The solar tube can be a different diameter than the blackout tube.
- DoubleShades #13 and 17 use a (2-1/5 in.) 2.2 in. and 2-1/2 in. tube for both tubes.
- DoubleShades #20 and 21 use only a (1-79/100 in.) 1.79 in. tube for both tubes.
- Fascia: All DoubleShade brackets, except Electro/1 DoubleShade #13, accept fascia.
- Channels: Not available for Mecho/5 DoubleShade #15.
- End Caps: Included in the UrbanDouble as part of the ordered bracket assembly.
- Wall Mount Angles:
- \* Note:** Fractional measurements are not exact. The 1- 3/4 in. ElectroShade tube is precisely 1.79 in.

DoubleShade® Maximum Shade Heights** (opening height)	No Battens																				
	Urban Tubes									Mecho Tubes						Electro Tubes					
	1-1/4 in. Tube			1-3/8 in. Tube			1-9/16 in. Tube			1-1/2 in. Tube			1-7/8 in. Tube			*1-3/4 in. Tube			2-1/2 in. Tube		
01= 0100 Blackout with: TV= Thermoveil or EC= EcoVeil or ET= EuroTwill or EV= EuroVeil	01	TV EC	EV ET	01	TV EC	EV ET	01	TV EC	EV ET	01	TV EC	EV ET	01	TV EC	EV ET	01	TV EC	EV ET	01	TV EC	EC ET
<b>UrbanShade® #8, #9</b> With or without fascia  <b>Mecho® #10</b> With or without fascia  <b>Mecho #15</b> With fascia Without fascia  <b>Mecho #16</b> With fascia Without fascia  <b>Electro® #13</b> No fascia available  <b>Electro #17</b> With fascia  <b>Electro #20</b> With or without fascia  <b>Electro® #21</b> With fascia Without fascia	156	119	143	144	107	130	130	93	112												
										185	132	159	138	97	118						
										185	200	200	138	197	200						
										185	200	200	138	200	200						
										200	200	200	200	197	200						
										200	200	200	200	200	200						
																110	166	200			
																110	166	200			
																156	109	132			
															156	200	200				
															156	200	200				

### Notes:

\*\*Evaluate both the solar and blackout shade band sizes independently, using the appropriate number of battens for each type. The maximum height will be limited to the lesser height of either the blackout or solar shade band maximum heights.

The number and location of battens and seams may be different for blackout vs. solar shade bands due to differences in fabric width selected. Actual maximum heights may be greater, but not recommended, and may exceed the maximum number of motor revolutions or other restrictions.

Specifications (including colors) subject to change without notice. Prices shown in U.S. dollars.



MechoSystems  
Corporate Headquarters  
42-03 35th Street  
Long Island City, NY 11101

T: +1 (718) 729-2020  
F: +1 (718) 729-2941  
E: info@mechosystems.com  
W: mechosystems.com

February 13, 2017  
page 138



# DoubleShades® Upgrade

## 0100 Equinox® Series (One Batten) – Details



### DoubleShade Tube Sizes

- Urban Manual DoubleShades can use either a 1-1/4 in. tube or 1-3/8 in. tube. The solar tube can be a different diameter than the blackout tube.
  - Urban Motorized DoubleShades can use either a 1-3/8 in. tube (battery motor) or 1-9/16 in. tube (ST30 motor.)
  - DoubleShades #10, 15, and 16 can use either a 1-1/2 in. tube or 1-7/8 in. tube. The solar tube can be a different diameter than the blackout tube.
  - DoubleShades #13 and 17 use a (2-1/5 in.) 2.2 in. and 2-1/2 in. tube for both tubes.
  - DoubleShades #20 and 21 use only a (1-79/100 in.) 1.79 in. tube for both tubes.
  - Fascia: All DoubleShade brackets, except Electro/1 DoubleShade #13, accept fascia.
  - Channels: Not available for Mecho/5 DoubleShade #15.
  - End Caps: Included in the UrbanDouble as part of the ordered bracket assembly.
  - Wall Mount Angles:
- \* Note:**  
Fractional measurements are not exact. The 1- 3/4 in. ElectroShade tube is precisely 1.79 in.

DoubleShade® Maximum Shade Heights** (opening height)	(1) Batten																										
	Urban Tubes									Mecho Tubes						Electro Tubes											
	1-1/4 in. Tube			1-3/8 in. Tube			1-9/16 in. Tube			1-1/2 in. Tube			1-7/8 in. Tube			*1-3/4 in. Tube			2-1/2 in. Tube								
01= 0100 Blackout with: TV= Thermoveil or EC= EcoVeil or ET= EuroTwill or EV= EuroVeil	01	TV EC	EV ET	01	TV EC	EV ET	01	TV EC	EV ET	01	TV EC	EV ET	01	TV EC	EV ET	01	TV EC	EV ET	01	TV EC	EC ET						
UrbanShade® #8, #9 With or without fascia	144	103	124	129	92	111	108	77	93																		
Mecho® #10 With or without fascia										162	111	135	114	77	95												
Mecho #15 With fascia										162	200	20	114	175	200												
Without fascia										162	200	200	114	200	200												
Mecho #16 With fascia										200	200	200	164	175	200												
Without fascia										200	200	200	164	200	200												
Electro® #13 No fascia available																			83	140	171						
Electro #17 With fascia																			83	140	171						
Electro #20 With or without fascia																131	89	109									
Electro® #21 With fascia																131	185	200									
Without fascia																131	200	200									

Specifications (including colors) subject to change without notice. Prices shown in U.S. dollars.



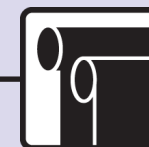
MechoSystems  
Corporate Headquarters  
42-03 35th Street  
Long Island City, NY 11101

T: +1 (718) 729-2020  
F: +1 (718) 729-2941  
E: info@mechosystems.com  
W: mechosystems.com

February 13, 2017  
page 139

# DoubleShades® Upgrade

## 0100 Equinox® Series (Two Battens) – Details



### DoubleShade Tube Sizes

- Urban Manual DoubleShades can use either a 1-1/4 in. tube or 1-3/8 in. tube. The solar tube can be a different diameter than the blackout tube.
- Urban Motorized DoubleShades can use either a 1-3/8 in. tube (battery motor) or 1-9/16 in. tube (ST30 motor.)
- DoubleShades #10, 15, and 16 can use either a 1-1/2 in. tube or 1-7/8 in. tube. The solar tube can be a different diameter than the blackout tube.
- DoubleShades #13 and 17 use a (2-1/5 in.) 2.2 in. and 2-1/2 in. tube for both tubes.
- DoubleShades #20 and 21 use only a (1-79/100 in.) 1.79 in. tube for both tubes.
- Fascia: All DoubleShade brackets, except Electro/1 DoubleShade #13, accept fascia.
- Channels: Not available for Mecho/5 DoubleShade #15.
- End Caps: Included in the UrbanDouble as part of the ordered bracket assembly.
- Wall Mount Angles:
- \* Note:** Fractional measurements are not exact. The 1- 3/4 in. ElectroShade tube is precisely 1.79 in.

DoubleShade® Maximum Shade Heights** (opening height)	(2) Battens																				
	Urban Tubes									Mecho Tubes						Electro Tubes					
01= 0100 Blackout with: TV= Thermoveil or EC= EcoVeil or ET= EuroTwill or EV= EuroVeil	1-1/4 in. Tube			1-3/8 in. Tube			1-9/16 in. Tube			1-1/2 in. Tube			1-7/8 in. Tube			*1-3/4 in. Tube			2-1/2 in. Tube		
	01	TV EC	EV ET	01	TV EC	EV ET	01	TV EC	EV ET	01	TV EC	EV ET	01	TV EC	EV ET	01	TV EC	EV ET	01	TV EC	EC ET
UrbanShade® #8, #9 With or without fascia	123	88	106	108	77	93	87	62	75												
Mecho® #10 With or without fascia										138	92	112	191	58	71						
Mecho #15 With fascia Without fascia										138 138	184 200	200 200	191 191	150 200	181 200						
Mecho #16 With fascia Without fascia										192 192	184 200	200 200	124 124	150 200	181 200						
Electro® #13 No fascia available																			56	115	140
Electro #17 With fascia																			56	115	140
Electro #20 With or without fascia																107	70	85			
Electro® #21 With fascia Without fascia																107 107	162 200	196 200			

Specifications (including colors) subject to change without notice. Prices shown in U.S. dollars.



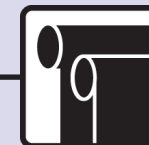
MechoSystems  
Corporate Headquarters  
42-03 35th Street  
Long Island City, NY 11101

T: +1 (718) 729-2020  
F: +1 (718) 729-2941  
E: info@mechosystems.com  
W: mechosystems.com

February 13, 2017  
page 140

# DoubleShades® Upgrade

## 0200 Midnite® Series (No Battens) — Details



### DoubleShade Tube Sizes

- Urban Manual DoubleShades can use either a 1-1/4 in. tube or 1-3/8 in. tube. The solar tube can be a different diameter than the blackout tube.
  - Urban Motorized DoubleShades can use either a 1-3/8 in. tube (battery motor) or 1-9/16 in. tube (ST30 motor.)
  - DoubleShades #10, 15, and 16 can use either a 1-1/2 in. tube or 1-7/8 in. tube. The solar tube can be a different diameter than the blackout tube.
  - DoubleShades #13 and 17 use a (2-1/5 in.) 2.2 in. and 2-1/2 in. tube for both tubes.
  - DoubleShades #20 and 21 use only a (1-79/100 in.) 1.79 in. tube for both tubes.
  - Fascia: All DoubleShade brackets, except Electro/1 DoubleShade #13, accept fascia.
  - Channels: Not available for Mecho/5 DoubleShade #15.
  - End Caps: Included in the UrbanDouble as part of the ordered bracket assembly.
  - Wall Mount Angles:
- \* Note:**  
Fractional measurements are not exact. The 1- 3/4 in. ElectroShade tube is precisely 1.79 in.

DoubleShade® Maximum Shade Heights** (opening height)	No Battens																				
	Urban Tubes									Mecho Tubes						Electro Tubes					
	1-1/4 in. Tube			1-3/8 in. Tube			1-9/16 in. Tube			1-1/2 in. Tube			1-7/8 in. Tube			*1-3/4 in. Tube			2-1/2 in. Tube		
02= 0200 Blackout with: TV= Thermoveil or EC= EcoVeil or ET= EuroTwill or EV= EuroVeil	02	TV EC	EV ET	02	TV EC	EV ET	02	TV EC	EV ET	02	TV EC	EV ET	02	TV EC	EV ET	02	TV EC	EV ET	02	TV EC	EC ET
UrbanShade® #8, #9 With or without fascia  Mecho® #10 With or without fascia  Mecho #15 With fascia Without fascia  Mecho #16 With fascia Without fascia  Electro® #13 No fascia available  Electro #17 With fascia  Electro #20 With or without fascia  Electro® #21 With fascia Without fascia	180	119	143	156	107	130	178	93	112												
										200	132	159	190	97	118						
										200	200	200	190	197	200						
										200	200	200	190	200	200						
										200	200	200	190	197	200						
										200	200	200	190	200	200						
																			155	166	200
																			155	166	200
																	200	109	132		
																200	200	200			
																200	200	200			

### Notes:

\*\*Evaluate both the solar and blackout shade band sizes independently, using the appropriate number of battens for each type. The maximum height will be limited to the lesser height of either the blackout or solar shade band maximum heights.

The number and location of battens and seams may be different for blackout vs. solar shade bands due to differences in fabric width selected. Actual maximum heights may be greater, but not recommended, and may exceed the maximum number of motor revolutions or other restrictions.

Specifications (including colors) subject to change without notice. Prices shown in U.S. dollars.



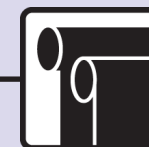
MechoSystems  
Corporate Headquarters  
42-03 35th Street  
Long Island City, NY 11101

T: +1 (718) 729-2020  
F: +1 (718) 729-2941  
E: info@mechosystems.com  
W: mechosystems.com

February 13, 2017  
page 141

# DoubleShades® Upgrade

## 0200 Midnite® Series (One Batten) – Details



### DoubleShade Tube Sizes

- Urban Manual DoubleShades can use either a 1-1/4 in. tube or 1-3/8 in. tube. The solar tube can be a different diameter than the blackout tube.
  - Urban Motorized DoubleShades can use either a 1-3/8 in. tube (battery motor) or 1-9/16 in. tube (ST30 motor.)
  - DoubleShades #10, 15, and 16 can use either a 1-1/2 in. tube or 1-7/8 in. tube. The solar tube can be a different diameter than the blackout tube.
  - DoubleShades #13 and 17 use a (2-1/5 in.) 2.2 in. and 2-1/2 in. tube for both tubes.
  - DoubleShades #20 and 21 use only a (1-79/100 in.) 1.79 in. tube for both tubes.
  - Fascia: All DoubleShade brackets, except Electro/1 DoubleShade #13, accept fascia.
  - Channels: Not available for Mecho/5 DoubleShade #15.
  - End Caps: Included in the UrbanDouble as part of the ordered bracket assembly.
  - Wall Mount Angles:
- \* Note:**  
Fractional measurements are not exact. The 1- 3/4 in. ElectroShade tube is precisely 1.79 in.

DoubleShade® Maximum Shade Heights** (opening height)	(1) Batten																				
	Urban Tubes									Mecho Tubes						Electro Tubes					
	1-1/4 in. Tube			1-3/8 in. Tube			1-9/16 in. Tube			1-1/2 in. Tube			1-7/8 in. Tube			*1-3/4 in. Tube			2-1/2 in. Tube		
02= 0200 Blackout with: TV= Thermoveil or EC= EcoVeil or ET= EuroTwill or EV= EuroVeil	02	TV EC	EV ET	02	TV EC	EV ET	02	TV EC	EV ET	02	TV EC	EV ET	02	TV EC	EV ET	02	TV EC	EV ET	02	TV EC	EC ET
UrbanShade® #8, #9 With or without fascia	180	103	124	156	92	111	148	77	93												
Mecho® #10 With or without fascia										200	111	135	160	77	95						
Mecho #15 With fascia Without fascia										200 200	200 200	200 200	160 160	175 200	200 200						
Mecho #16 With fascia Without fascia										200 200	200 200	200 200	160 160	175 200	200 200						
Electro® #13 No fascia available																			120	140	171
Electro #17 With fascia																			120	140	171
Electro #20 With or without fascia																180	89	109			
Electro® #21 With fascia Without fascia																180 180	185 200	200 200			

Specifications (including colors) subject to change without notice. Prices shown in U.S. dollars.



MechoSystems  
Corporate Headquarters  
42-03 35th Street  
Long Island City, NY 11101

T: +1 (718) 729-2020  
F: +1 (718) 729-2941  
E: info@mechosystems.com  
W: mechosystems.com

February 13, 2017  
page 142

# DoubleShades® Upgrade

## 0200 Midnite® Series (Two Battens)—Details



### DoubleShade Tube Sizes

- Urban Manual DoubleShades can use either a 1-1/4 in. tube or 1-3/8 in. tube. The solar tube can be a different diameter than the blackout tube.
  - Urban Motorized DoubleShades can use either a 1-3/8 in. tube (battery motor) or 1-9/16 in. tube (ST30 motor.)
  - DoubleShades #10, 15, and 16 can use either a 1-1/2 in. tube or 1-7/8 in. tube. The solar tube can be a different diameter than the blackout tube.
  - DoubleShades #13 and 17 use a (2-1/5 in.) 2.2 in. and 2-1/2 in. tube for both tubes.
  - DoubleShades #20 and 21 use only a (1-79/100 in.) 1.79 in. tube for both tubes.
  - Fascia: All DoubleShade brackets, except Electro/1 DoubleShade #13, accept fascia.
  - Channels: Not available for Mecho/5 DoubleShade #15.
  - End Caps: Included in the UrbanDouble as part of the ordered bracket assembly.
  - Wall Mount Angles:
- \* Note:**  
Fractional measurements are not exact. The 1- 3/4 in. ElectroShade tube is precisely 1.79 in.

DoubleShade® Maximum Shade Heights** (opening height)	(2) Battens																					
	Urban Tubes									Mecho Tubes						Electro Tubes						
	1-1/4 in. Tube			1-3/8 in. Tube			1-9/16 in. Tube			1-1/2 in. Tube			1-7/8 in. Tube			*1-3/4 in. Tube			2-1/2 in. Tube			
	02	TV EC	EV ET	02	TV EC	EV ET	02	TV EC	EV ET	02	TV EC	EV ET	02	TV EC	EV ET	02	TV EC	EV ET	02	TV EC	EC ET	
UrbanShade® #8, #9 With or without fascia  Mecho® #10 With or without fascia  Mecho #15 With fascia Without fascia  Mecho #16 With fascia Without fascia  Electro® #13 No fascia available  Electro #17 With fascia  Electro #20 With or without fascia  Electro® #21 With fascia Without fascia	180	88	106	156	77	93	120	62	75													
										190	92	112	125	58	71							
										190	184	200	125	150	181							
										190	184	200	125	200	200							
										190	184	200	125	150	181							
										190	200	200	125	200	200							
																			85	115	140	
																			85	115	140	
																	150	70	85			
																	150	162	196			
																150	200	200				

Specifications (including colors) subject to change without notice. Prices shown in U.S. dollars.



MechoSystems  
Corporate Headquarters  
42-03 35th Street  
Long Island City, NY 11101

T: +1 (718) 729-2020  
F: +1 (718) 729-2941  
E: info@mechosystems.com  
W: mechosystems.com

February 13, 2017  
page 143

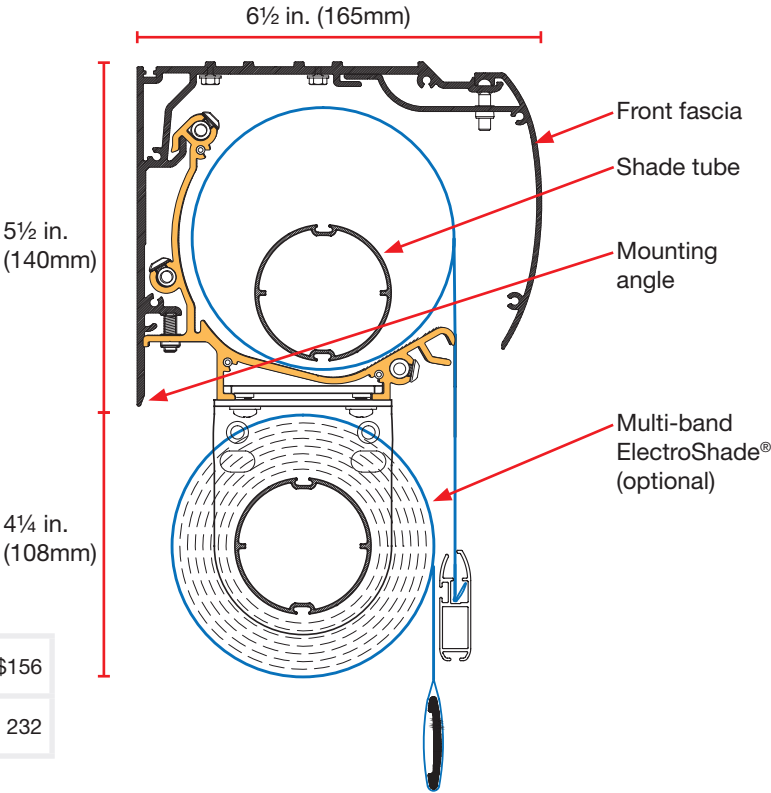
# MagnaShade® System

## Small Profile. Big Solution

1500 Series					
Height (ft.)	Width (ft.)				
	20	25	30	35	40
10	\$5,378	\$7,060	\$7,245	\$8,638	\$8,823
15	5,649	7,400	7,653	9,113	9,366
20	5,866	7,671	7,949	9,464	9,742

0800 Series					
Height (ft.)	Width (ft.)				
	20	25	30	35	40
10	\$5,275	\$6,933	\$7,092	\$8,459	\$8,618
15	5,560	7,289	7,490	8,929	9,130
20	6,401	8,340	8,752	10,401	10,813

Add for pocket cover	\$78	\$117	\$117	\$156	\$156
Add for fascia	110	171	171	232	232



Disassembled for shipping and packaged in cardboard boxes (does not including wood crate) to be spliced on site.

Note: MagnaShade should be quoted by the Estimating Department. Please enquire about a full list of available shade cloths and options.

Specifications (including colors) subject to change without notice. Prices shown in U.S. dollars.



MechoSystems  
Corporate Headquarters  
42-03 35th Street  
Long Island City, NY 11101

T: +1 (718) 729-2020  
F: +1 (718) 729-2941  
E: info@mechosystems.com  
W: mechosystems.com

February 13, 2017  
page 144

# Replacement Shade Bands

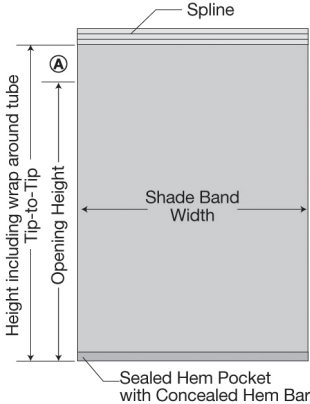
## Non-Railroaded

0100 Series (Blackout) 98 in. wide		
Height (in.)	Width (in.)	
	49	97
36	\$147	\$320
48	161	355
60	179	392
72	195	427
84	212	463
96	233	499
108	254	537
120	273	573
132	310	634
144	332	675
156	352	760
168	373	821
180	415	912
240	595	1,049

0200 Series (Blackout) 126 in. wide		
Height (in.)	Width (in.)	
	62	125
36	\$148	\$321
48	171	370
60	198	419
72	222	468
84	246	517
96	271	565
108	294	614
120	319	663
132	359	737
144	383	785
156	407	834
168	431	884
180	457	932



Tube Wrap Requirements	
SnapLoc® Tube (in.) Add to Opening Height	Ⓐ Minimum Wrap Size (in.)
1-1/4	7-1/8
1-3/8	7-1/8
1-1/2	7-1/2
1-3/4	8-1/2
1-7/8	8-1/2
2-1/5	10
2-1/2	10-1/2
3-1/2	13-1/2
4-1/2	21



**Note:** Please be advised that you may combine the use of SnapLoc® Mounting Channel in conjunction with the Replacement Band of your choice to devise a free hanging fixed shade.

For SnapLoc Mounting Channel prices see page 161.

Sizes are based on the finished shade band size (i.e. tip-to-tip). See chart on the right for allowance for the wrap around the roller tube. Also, please indicate when ordering whether the replacement band is regular-or mini-spline, and whether single-banded or multi-banded. If multibanded, be sure to indicate which shade bands are on the same operator.

Please check with the factory to confirm your required shadecloth is still stocked in the specific weave, color, or openness factor. Discontinued shadecloth may be available on special order, subject to minimum quantities.

Specifications (including colors) subject to change without notice. Prices shown in U.S. dollars.



MechoSystems  
Corporate Headquarters  
42-03 35th Street  
Long Island City, NY 11101

T: +1 (718) 729-2020  
F: +1 (718) 729-2941  
E: info@mechosystems.com  
W: mechosystems.com

February 13, 2017  
page 145

# Replacement Shade Bands

## Non-Railroaded



0350 Series 78 in. wide		
Height (in.)	Width (in.)	
	38	77
36	\$83	\$135
48	89	148
60	97	162
72	103	175
84	111	190
96	117	204
108	123	218
120	132	231
132	153	270
144	160	284
156	166	297
168	219	310
180	226	324

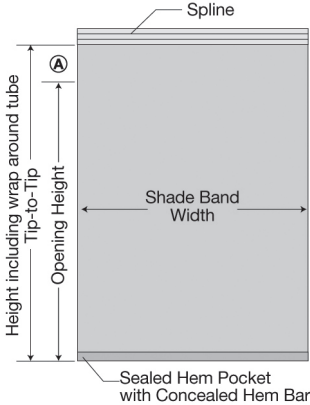
0400 Series 78 in. wide		
Height (in.)	Width (in.)	
	38	77
36	\$97	\$162
48	107	184
60	119	206
72	131	230
84	142	252
96	154	275
108	164	298
120	176	321
132	202	370
144	213	393
156	225	416
168	284	439
180	295	462

0450 Series (Blackout) 94 in. wide		
Height (in.)	Width (in.)	
	46	93
36	\$107	\$185
48	122	213
60	138	244
72	152	273
84	166	300
96	182	330
108	197	360
120	210	390
132	241	444
144	254	473
156	270	503
168	285	532
180	298	561

### Tube Wrap Requirements

SnapLoc® Tube (in.)    <sup>(A)</sup> Minimum Wrap Size (in.)  
Add to Opening Height

1-1/4	7-1/8
1-3/8	7-1/8
1-1/2	7-1/2
1-3/4	8-1/2
1-7/8	8-1/2
2-1/5	10
2-1/2	10-1/2
3-1/2	13-1/2
4-1/2	21



**Note:** Please be advised that you may combine the use of SnapLoc® Mounting Channel in conjunction with the Replacement Band of your choice to devise a free hanging fixed shade.

For SnapLoc Mounting Channel prices see page 161.

Sizes are based on the finished shade band size (i.e. tip-to-tip). See chart on the right for allowance for the wrap around the roller tube. Also, please indicate when ordering whether the replacement band is regular-or mini-spline, and whether single-banded or multi-banded. If multibanded, be sure to indicate which shade bands are on the same operator.

Please check with the factory to confirm your required shade cloth is still stocked in the specific weave, color, or openness factor. Discontinued shade cloth may be available on special order, subject to minimum quantities.

Specifications (including colors) subject to change without notice. Prices shown in U.S. dollars.



MechoSystems  
Corporate Headquarters  
42-03 35th Street  
Long Island City, NY 11101

T: +1 (718) 729-2020  
F: +1 (718) 729-2941  
E: info@mechosystems.com  
W: mechosystems.com

February 13, 2017  
page 146



# Replacement Shade Bands

## Non-Railroaded



0700 Series 72 in. wide	
Height (in.)	Width (in.)
	71
36	\$100
48	106
60	116
72	124
84	135
96	141
108	149
120	158
132	168
144	180
156	191
168	201
180	210

\* Applicable to Superwide 126 in. 1500 Series shade cloths only.

Sizes are based on the finished shade band size (i.e. tip-to-tip). See chart on the right for allowance for the wrap around the roller tube. Also, please indicate when ordering whether the replacement band is regular-or mini-spline, and whether single-banded or multi-banded. If multibanded, be sure to indicate which shade bands are on the same operator.

Please check with the factory to confirm your required shade cloth is still stocked in the specific weave, color, or openness factor. Discontinued shade cloth may be available on special order, subject to minimum quantities.

Specifications (including colors) subject to change without notice. Prices shown in U.S. dollars.

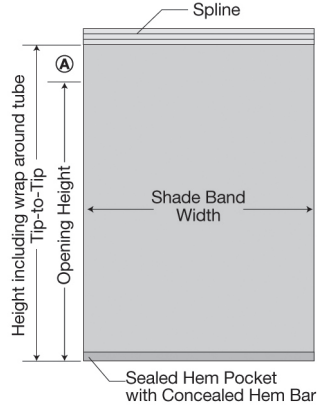


MechoSystems  
Corporate Headquarters  
42-03 35th Street  
Long Island City, NY 11101

T: +1 (718) 729-2020  
F: +1 (718) 729-2941  
E: info@mechosystems.com  
W: mechosystems.com

February 13, 2017  
page 147

Tube Wrap Requirements	
SnapLoc® Tube (in.) Add to Opening Height	Ⓐ Minimum Wrap Size (in.)
1-1/4	7-1/8
1-3/8	7-1/8
1-1/2	7-1/2
1-3/4	8-1/2
1-7/8	8-1/2
2-1/5	10
2-1/2	10-1/2
3-1/2	13-1/2
4-1/2	21



**Note:** Please be advised that you may combine the use of SnapLoc® Mounting Channel in conjunction with the Replacement Band of your choice to devise a free hanging fixed shade.

For SnapLoc Mounting Channel prices see page 161.

# Replacement Shade Bands

## Non-Railroaded



0890 Series 86 in. wide		
Height (in.)	Width (in.)	
	42	85
36	\$120	\$214
48	144	260
60	165	303
72	187	346
84	208	389
96	230	432
108	251	475
120	274	518
132	307	583
144	329	627

0900 <sup>†</sup> and 3000 Series 72 and 96 in. wide			
Height (in.)	Width (in.)		
	47	71	95
36	\$94	\$118	\$154
48	103	136	170
60	113	150	189
72	125	164	208
84	138	179	227
96	146	191	245
108	157	205	263
120	166	218	282
132	195	267	349
144	204	284	372
156	214	299	398
168	226	317	420
180	239	334	445

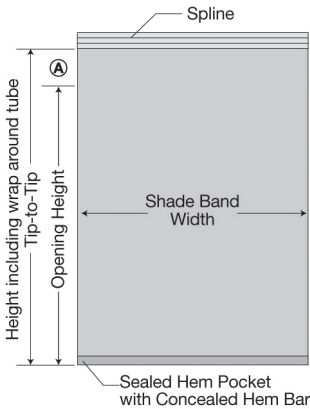
0950 and 1550 Series 96 in. wide		
Height (in.)	Width (in.)	
	47	95
36	\$130	\$278
48	150	319
60	168	359
72	188	398
84	206	435
96	224	471
108	244	509
120	262	546
132	298	612
144	317	649
156	335	685
168	354	723
180	370	759

### Tube Wrap Requirements

SnapLoc® Tube (in.)  
Add to Opening Height

Ⓐ Minimum Wrap  
Size (in.)

1-1/4	7-1/8
1-3/8	7-1/8
1-1/2	7-1/2
1-3/4	8-1/2
1-7/8	8-1/2
2-1/5	10
2-1/2	10-1/2
3-1/2	13-1/2
4-1/2	21



**Note:** Please be advised that you may combine the use of SnapLoc® Mounting Channel in conjunction with the Replacement Band of your choice to devise a free hanging fixed shade.

For SnapLoc Mounting Channel prices see page 161.

† Applicable for QuickShip, see page 1.

\* Applicable to Superwide 126 in. 1500 Series shadecloths only.

Sizes are based on the finished shade band size (i.e. tip-to-tip). See chart on the right for allowance for the wrap around the roller tube. Also, please indicate when ordering whether the replacement band is regular-or mini-spline, and whether single-banded or multi-banded. If multibanded, be sure to indicate which shade bands are on the same operator.

Please check with the factory to confirm your required shadecloth is still stocked in the specific weave, color, or openness factor. Discontinued shadecloth may be available on special order, subject to minimum quantities.

Specifications (including colors) subject to change without notice. Prices shown in U.S. dollars.



MechoSystems  
Corporate Headquarters  
42-03 35th Street  
Long Island City, NY 11101

T: +1 (718) 729-2020  
F: +1 (718) 729-2941  
E: info@mechosystems.com  
W: mechosystems.com

February 13, 2017  
page 148

# Replacement Shade Bands

## Non-Railroaded



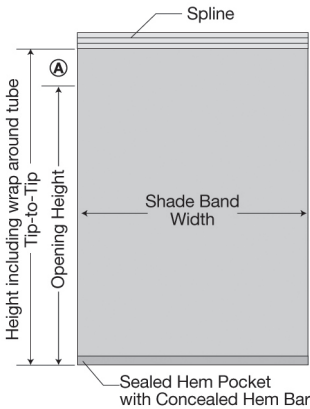
1000 <sup>†</sup> and 1300 <sup>†</sup> Series 63, 96, and Superwide 126 in. wide				
Height (in.)	Width (in.)			
	47	62	95	125*
36	\$89	\$101	\$145	\$180
48	97	116	168	204
60	109	132	190	228
72	119	147	209	254
84	132	162	228	276
96	144	174	247	302
108	156	187	266	325
120	167	199	285	350
132	189	235	352	449
144	201	250	376	478
156	212	266	400	509
168	225	283	423	542
180	238	297	447	573

1350 Series 96 in. wide		
Height (in.)	Width (in.)	
	47	95
36	\$128	\$273
48	147	311
60	165	351
72	184	388
84	200	423
96	218	459
108	236	493
120	254	530
132	289	594
144	307	631
156	323	665
168	342	701
180	360	736

### Tube Wrap Requirements

SnapLoc® Tube (in.)    Ⓐ Minimum Wrap Size (in.)

1-1/4	7-1/8
1-3/8	7-1/8
1-1/2	7-1/2
1-3/4	8-1/2
1-7/8	8-1/2
2-1/5	10
2-1/2	10-1/2
3-1/2	13-1/2
4-1/2	21



**Note:** Please be advised that you may combine the use of SnapLoc® Mounting Channel in conjunction with the Replacement Band of your choice to devise a free hanging fixed shade.

For SnapLoc Mounting Channel prices see page 161.

† Applicable for QuickShip, see page 1.  
\* Applicable to Superwide 126 in. 1500 Series shadecloths only.

Sizes are based on the finished shade band size (i.e. tip-to-tip). See chart on the right for allowance for the wrap around the roller tube. Also, please indicate when ordering whether the replacement band is regular-or mini-spline, and whether single-banded or multi-banded. If multibanded, be sure to indicate which shade bands are on the same operator.

Please check with the factory to confirm your required shadecloth is still stocked in the specific weave, color, or openness factor. Discontinued shadecloth may be available on special order, subject to minimum quantities.

Specifications (including colors) subject to change without notice. Prices shown in U.S. dollars.



MechoSystems  
Corporate Headquarters  
42-03 35th Street  
Long Island City, NY 11101

T: +1 (718) 729-2020  
F: +1 (718) 729-2941  
E: info@mechosystems.com  
W: mechosystems.com

February 13, 2017  
page 149

# Replacement Shade Bands

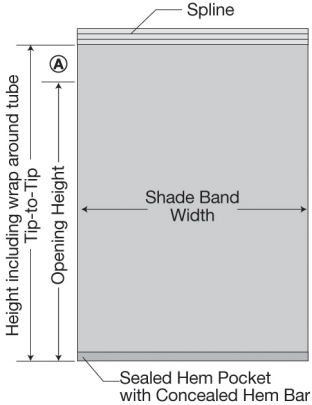
## Non-Railroaded



1500 <sup>†</sup> Series 63, 96, and Superwide 126 in. wide				
Height (in.)	Width (in.)			
	47	62	95	125*
36	\$88	\$103	\$150	\$257
48	100	119	175	296
60	111	135	198	335
72	121	148	218	374
84	132	162	242	413
96	143	175	261	452
108	154	190	283	491
120	164	204	303	530
132	185	227	342	585
144	195	242	363	624
156	205	255	384	663
168	216	269	405	701
180	226	283	425	740

2100 Series 63 and 96 in. wide			
Height (in.)	Width (in.)		
	47	62	95
36	\$82	\$97	\$139
48	95	110	160
60	103	123	183
72	113	139	199
84	123	153	213
96	136	164	232
108	146	175	248
120	157	187	264
132	176	218	328
144	188	233	349
156	199	247	371
168	209	261	393
180	220	275	414

Tube Wrap Requirements	
SnapLoc® Tube (in.) Add to Opening Height	Ⓐ Minimum Wrap Size (in.)
1-1/4	7-1/8
1-3/8	7-1/8
1-1/2	7-1/2
1-3/4	8-1/2
1-7/8	8-1/2
2-1/5	10
2-1/2	10-1/2
3-1/2	13-1/2
4-1/2	21



**Note:** Please be advised that you may combine the use of SnapLoc® Mounting Channel in conjunction with the Replacement Band of your choice to devise a free hanging fixed shade.

For SnapLoc Mounting Channel prices see page 161.

† Applicable for QuickShip, see page 1.  
\* Applicable to Superwide 126 in. 1500 Series shadecloths only.

Sizes are based on the finished shade band size (i.e. tip-to-tip). See chart on the right for allowance for the wrap around the roller tube. Also, please indicate when ordering whether the replacement band is regular-or mini-spline, and whether single-banded or multi-banded. If multibanded, be sure to indicate which shade bands are on the same operator.

Please check with the factory to confirm your required shadecloth is still stocked in the specific weave, color, or openness factor. Discontinued shadecloth may be available on special order, subject to minimum quantities.

Specifications (including colors) subject to change without notice. Prices shown in U.S. dollars.



MechoSystems  
Corporate Headquarters  
42-03 35th Street  
Long Island City, NY 11101

T: +1 (718) 729-2020  
F: +1 (718) 729-2941  
E: info@mechosystems.com  
W: mechosystems.com

February 13, 2017  
page 150

# Replacement Shade Bands

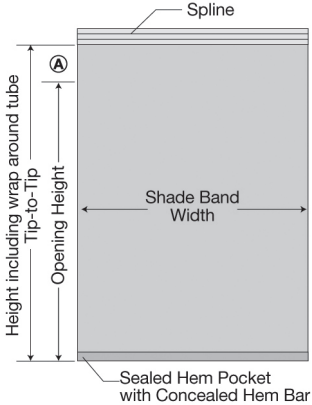
## Non-Railroaded



5300 <sup>†</sup> Series 63, and 96 in. wide			
Height (in.)	Width (in.)		
	47	62	95
36	\$93	\$101	\$140
48	98	110	158
60	107	123	183
72	116	139	204
84	125	153	226
96	136	166	245
108	146	182	262
120	157	196	283
132	179	219	329
144	189	234	350
156	199	248	372
168	209	261	394
180	220	275	416

6000 <sup>†</sup> Series 63 and 96 in. wide			
Height (in.)	Width (in.)		
	47	62	95
36	\$97	\$105	\$145
48	103	116	168
60	112	132	193
72	121	147	216
84	133	162	241
96	144	179	264
108	156	195	289
120	167	209	310
132	189	235	352
144	201	250	376
156	212	266	400
168	225	283	423
180	238	297	447

Tube Wrap Requirements	
SnapLoc® Tube (in.) Add to Opening Height	Ⓐ Minimum Wrap Size (in.)
1-1/4	7-1/8
1-3/8	7-1/8
1-1/2	7-1/2
1-3/4	8-1/2
1-7/8	8-1/2
2-1/5	10
2-1/2	10-1/2
3-1/2	13-1/2
4-1/2	21



**Note:** Please be advised that you may combine the use of SnapLoc® Mounting Channel in conjunction with the Replacement Band of your choice to devise a free hanging fixed shade.

For SnapLoc Mounting Channel prices see page 161.

† Applicable for QuickShip, see page 1.

Sizes are based on the finished shade band size (i.e. tip-to-tip). See chart on the right for allowance for the wrap around the roller tube. Also, please indicate when ordering whether the replacement band is regular-or mini-spline, and whether single-banded or multi-banded. If multibanded, be sure to indicate which shade bands are on the same operator.

Please check with the factory to confirm your required shadecloth is still stocked in the specific weave, color, or openness factor. Discontinued shadecloth may be available on special order, subject to minimum quantities.

Specifications (including colors) subject to change without notice. Prices shown in U.S. dollars.



MechoSystems  
Corporate Headquarters  
42-03 35th Street  
Long Island City, NY 11101

T: +1 (718) 729-2020  
F: +1 (718) 729-2941  
E: info@mechosystems.com  
W: mechosystems.com

# Replacement Shade Bands

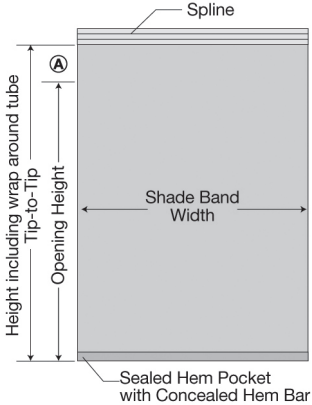
## Non-Railroaded



6200 Series 63 and 96 in. wide			
Height (in.)	Width (in.)		
	47	62	95
36	\$102	\$111	\$157
48	109	125	185
60	120	144	211
72	132	162	240
84	145	181	266
96	159	198	291
108	170	213	318
120	186	232	342
132	208	260	389
144	222	277	416
156	236	295	443
168	248	313	469
180	262	329	497

6450 Series 63 and 98 in. wide			
Height (in.)	Width (in.)		
	47	62	97
36	\$99	\$109	\$149
48	106	119	173
60	117	136	199
72	125	150	222
84	139	166	247
96	147	183	271
108	160	199	295
120	171	214	317
132	195	241	361
144	206	256	386
156	218	273	410
168	232	289	435
180	243	305	460

Tube Wrap Requirements	
SnapLoc® Tube (in.) Add to Opening Height	Ⓐ Minimum Wrap Size (in.)
1-1/4	7-1/8
1-3/8	7-1/8
1-1/2	7-1/2
1-3/4	8-1/2
1-7/8	8-1/2
2-1/5	10
2-1/2	10-1/2
3-1/2	13-1/2
4-1/2	21



**Note:** Please be advised that you may combine the use of SnapLoc® Mounting Channel in conjunction with the Replacement Band of your choice to devise a free hanging fixed shade.

For SnapLoc Mounting Channel prices see page 161.

Sizes are based on the finished shade band size (i.e. tip-to-tip). See chart on the right for allowance for the wrap around the roller tube. Also, please indicate when ordering whether the replacement band is regular-or mini-spline, and whether single-banded or multi-banded. If multibanded, be sure to indicate which shade bands are on the same operator.

Please check with the factory to confirm your required shadecloth is still stocked in the specific weave, color, or openness factor. Discontinued shadecloth may be available on special order, subject to minimum quantities.

Specifications (including colors) subject to change without notice. Prices shown in U.S. dollars.



MechoSystems  
Corporate Headquarters  
42-03 35th Street  
Long Island City, NY 11101

T: +1 (718) 729-2020  
F: +1 (718) 729-2941  
E: info@mechosystems.com  
W: mechosystems.com

February 13, 2017  
page 152

# Replacement Shade Bands

## Railroaded

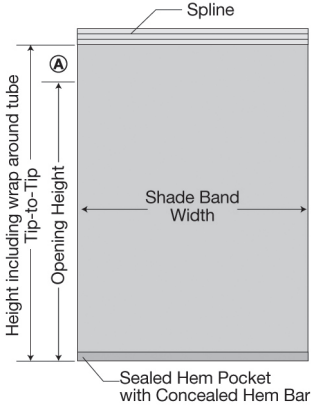


0100 Series (Blackout) 98 in. wide													
Height (in.)	Width (in.)												
	48	60	72	84	96	108	120	132	144	156	168	180	No. of Seams/Battens
83	\$234	\$277	\$322	\$390	\$434	\$529	\$573	\$628	\$673	\$796	\$842	\$885	None
128	307	365	425	548	607	718	776	849	908	1,087	1,212	1,279	1 (94 in. from bottom)
177	434	519	605	768	855	992	1,078	1,178	1,264	1,451	1,539	1,626	1 (94 in. from bottom)
222	537	635	736	967	1,069	1,222	1,322	1,436	1,538	1,763	1,864	1,967	2 (1 every 94 in. from bottom)

0200 Series (Blackout) 126 in. wide													
Height (in.)	Width (in.)												
	48	60	72	84	96	108	120	132	144	156	168	180	No. of Seams/Battens
58	\$163	\$191	\$219	\$268	\$295	\$370	\$398	\$436	\$464	\$565	\$594	\$621	None
120	278	329	383	465	517	618	669	732	783	927	979	1,033	None
181	394	470	550	698	777	903	980	1,070	1,150	1,322	1,400	1,480	1 (122 in. from bottom)
281	639	759	877	1,144	1,264	1,432	1,553	1,685	1,807	2,039	2,159	2,282	2 (1 every 122 in. from bottom)

0300 Series 78 in. wide													
Height (in.)	Width (in.)												
	48	60	72	84	96	108	120	132	144	156	168	180	No. of Seams/Battens
72	\$143	\$164	\$189	\$231	\$253	\$323	\$346	\$378	\$402	\$499	\$520	\$582	None
108	199	231	264	358	391	471	505	549	583	699	733	767	1 (74 in. from bottom)
146	252	294	338	452	495	585	628	681	725	862	942	987	1 (74 in. from bottom)
188	308	360	414	578	632	733	786	852	906	1,064	1,119	1,173	2 (1 every 74 in. from bottom)
265	467	540	611	870	946	1,067	1,140	1,226	1,302	1,497	1,573	1,647	3 (1 every 74 in. from bottom)

Tube Wrap Requirements	
SnapLoc® Tube (in.)	Ⓐ Minimum Wrap Size (in.)
Add to Opening Height	
1-1/4	7-1/8
1-3/8	7-1/8
1-1/2	7-1/2
1-3/4	8-1/2
1-7/8	8-1/2
2-1/5	10
2-1/2	10-1/2
3-1/2	13-1/2
4-1/2	21



**Note:** Please be advised that you may combine the use of SnapLoc® Mounting Channel in conjunction with the Replacement Band of your choice to devise a free hanging fixed shade.

For SnapLoc Mounting Channel prices see page 161.

Sizes are based on the finished shade band size (i.e. tip-to-tip). See chart on the right for allowance for the wrap around the roller tube. Also, please indicate when ordering whether the replacement band is regular-or mini-spline, and whether single-banded or multi-banded. If multibanded, be sure to indicate which shade bands are on the same operator.

Please check with the factory to confirm your required shadecloth is still stocked in the specific weave, color, or openness factor. Discontinued shadecloth may be available on special order, subject to minimum quantities.

Specifications (including colors) subject to change without notice. Prices shown in U.S. dollars.



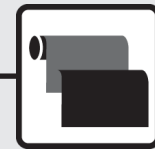
MechoSystems  
Corporate Headquarters  
42-03 35th Street  
Long Island City, NY 11101

T: +1 (718) 729-2020  
F: +1 (718) 729-2941  
E: info@mechosystems.com  
W: mechosystems.com

February 13, 2017  
page 153

# Replacement Shade Bands

## Railroaded



### 0350 Series 78 in. wide

Height (in.)	Width (in.)												No. of Seams/Battens
	48	60	72	84	96	108	120	132	144	156	168	180	
72	\$119	\$137	\$155	\$192	\$208	\$272	\$289	\$316	\$334	\$423	\$442	\$497	None
108	193	217	244	298	324	396	420	457	481	591	615	641	1 (74 in. from bottom)
146	236	267	299	372	404	482	514	557	590	716	785	819	1 (74 in. from bottom)
188	308	348	390	479	519	607	647	697	735	882	920	962	2 (1 every 74 in. from bottom)
265	471	526	583	733	787	890	945	1,010	1,066	1,241	1,297	1,353	3 (1 every 74 in. from bottom)

### 0400 Series 78 in. wide

Height (in.)	Width (in.)												No. of Seams/Battens
	48	60	72	84	96	108	120	132	144	156	168	180	
72	\$156	\$182	\$208	\$254	\$281	\$354	\$379	\$416	\$443	\$542	\$567	\$632	None
108	219	255	295	394	431	517	555	605	645	766	805	845	1 (74 in. from bottom)
146	281	328	378	500	549	646	696	757	807	951	1,038	1,088	1 (74 in. from bottom)
188	342	403	464	638	700	810	871	946	1,007	1,174	1,237	1,301	2 (1 every 74 in. from bottom)
265	514	598	682	954	1,040	1,174	1,260	1,358	1,444	1,652	1,739	1,827	3 (1 every 74 in. from bottom)

### 0450 Series 94 in. wide

Height (in.)	Width (in.)												No. of Seams/Battens
	48	60	72	84	96	108	120	132	144	156	168	180	
78	\$183	\$213	\$248	\$299	\$333	\$413	\$445	\$488	\$520	\$628	\$661	\$694	None
122	257	305	354	463	510	607	654	713	762	895	942	992	1 (90 in. from bottom)
168	332	393	456	591	652	764	825	899	962	1,121	1,184	1,247	1 (90 in. from bottom)
211	436	511	590	791	869	997	1,074	1,163	1,241	1,437	1,516	1,595	2 (1 every 90 in. from bottom)

Sizes are based on the finished shade band size (i.e. tip-to-tip). See chart on the right for allowance for the wrap around the roller tube. Also, please indicate when ordering whether the replacement band is regular-or mini-spline, and whether single-banded or multi-banded. If multibanded, be sure to indicate which shade bands are on the same operator.

Please check with the factory to confirm your required shadecloth is still stocked in the specific weave, color, or openness factor. Discontinued shadecloth may be available on special order, subject to minimum quantities.

Specifications (including colors) subject to change without notice. Prices shown in U.S. dollars.



MechoSystems  
Corporate Headquarters  
42-03 35th Street  
Long Island City, NY 11101

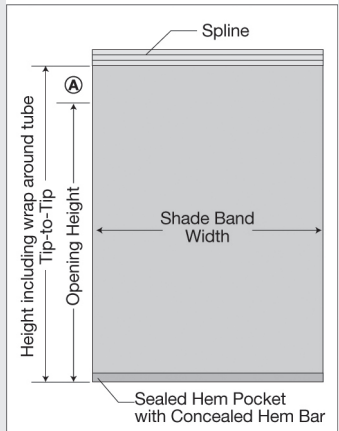
T: +1 (718) 729-2020  
F: +1 (718) 729-2941  
E: info@mechosystems.com  
W: mechosystems.com

February 13, 2017  
page 154

#### Tube Wrap Requirements

SnapLoc® Tube (in.)    <sup>(A)</sup> Minimum Wrap Size (in.)  
Add to Opening Height

1-1/4	7-1/8
1-3/8	7-1/8
1-1/2	7-1/2
1-3/4	8-1/2
1-7/8	8-1/2
2-1/5	10
2-1/2	10-1/2
3-1/2	13-1/2
4-1/2	21



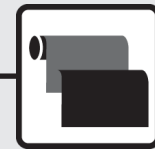
**Note:** Please be advised that you may combine the use of SnapLoc® Mounting Channel in conjunction with the Replacement Band of your choice to devise a free hanging fixed shade.

For SnapLoc Mounting Channel prices see page 161.



# Replacement Shade Bands

## Railroaded



### 0700 Series (Blackout) 72 in. wide

Height (in.)	Width (in.)												No. of Seams/Battens
	48	60	72	84	96	108	120	132	144	156	168	180	
59.5	\$96	\$106	\$119	\$138	\$147	\$208	\$219	\$240	\$252	\$275	\$290	\$305	None
93	148	163	179	227	245	292	310	337	356	431	454	471	1 (68 in. from bottom)
128.5	188	207	226	275	296	332	354	386	409	495	516	636	2 (1 every 68 in. from bottom)
161	222	246	269	330	357	432	460	499	524	598	657	736	2 (1 every 68 in. from bottom)
196.5	284	289	312	389	419	500	530	573	604	721	753	942	3 (1 every 68 in. from bottom)

### 0900 and 3000 Series 72 and 96 in. wide

Height (in.)	Width (in.)												No. of Seams/Battens
	48	60	72	84	96	108	120	132	144	156	168	180	
59.5	\$119	\$140	\$161	\$196	\$214	\$257	\$278	\$296	\$317	\$337	\$356	\$375	None
83.5	144	168	197	238	262	308	333	357	381	406	432	458	None
129	202	240	278	360	399	486	523	571	608	650	692	732	1 (92 in. from bottom)
176.5	257	307	359	459	509	607	657	720	771	828	883	937	1 (92 in. from bottom)
221	323	376	436	607	671	741	811	870	916	996	1,060	1,124	2 (1 every 92 in. from bottom)
240	383	437	460	690	765	887	961	1,040	1,114	1,190	1,267	1,342	2 (1 every 92 in. from bottom)

### 0950 and 1550 Series 96 in. wide

Height (in.)	Width (in.)												No. of Seams/Battens
	48	60	72	84	96	108	120	132	144	156	168	180	
40	\$151	\$173	\$197	\$244	\$264	\$342	\$365	\$399	\$423	\$527	\$551	\$575	None
83	224	264	308	373	413	511	551	605	645	776	816	857	None
138	337	397	456	604	663	780	839	914	974	1,149	1,211	1,271	1 (92 in. from bottom)
188	412	489	567	732	811	948	1,025	1,118	1,195	1,435	1,516	1,594	1 (92 in. from bottom)

Sizes are based on the finished shade band size (i.e. tip-to-tip). See chart on the right for allowance for the wrap around the roller tube. Also, please indicate when ordering whether the replacement band is regular-or mini-spline, and whether single-banded or multi-banded. If multibanded, be sure to indicate which shade bands are on the same operator.

Please check with the factory to confirm your required shadecloth is still stocked in the specific weave, color, or openness factor. Discontinued shadecloth may be available on special order, subject to minimum quantities.

Specifications (including colors) subject to change without notice. Prices shown in U.S. dollars.



MechoSystems  
Corporate Headquarters  
42-03 35th Street  
Long Island City, NY 11101

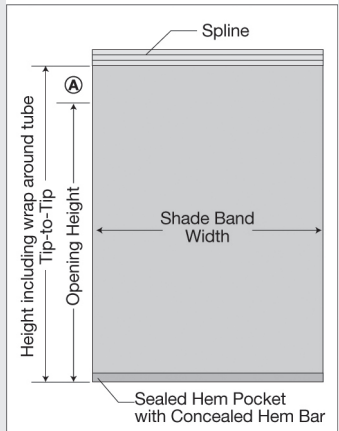
T: +1 (718) 729-2020  
F: +1 (718) 729-2941  
E: info@mechosystems.com  
W: mechosystems.com

February 13, 2017  
page 155

#### Tube Wrap Requirements

SnapLoc® Tube (in.)    <sup>Ⓐ</sup> Minimum Wrap Size (in.)  
Add to Opening Height

1-1/4	7-1/8
1-3/8	7-1/8
1-1/2	7-1/2
1-3/4	8-1/2
1-7/8	8-1/2
2-1/5	10
2-1/2	10-1/2
3-1/2	13-1/2
4-1/2	21

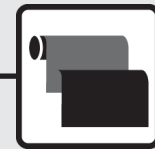


**Note:** Please be advised that you may combine the use of SnapLoc® Mounting Channel in conjunction with the Replacement Band of your choice to devise a free hanging fixed shade.

For SnapLoc Mounting Channel prices see page 161.

# Replacement Shade Bands

## Railroaded



### 1000, and 1300 Series 63 and 96 in. wide

Height (in.)	Width (in.)												No. of Seams/Battens
	48	60	72	84	96	108	120	132	144	156	168	180	
50.5	\$112	\$129	\$149	\$182	\$200	\$242	\$257	\$278	\$295	\$314	\$329	\$348	None
83.5	145	170	199	240	266	310	337	360	385	413	436	461	None
129	205	243	283	366	405	495	533	576	613	656	698	808	1 (92 in. from bottom)
176	257	307	358	458	508	606	656	719	769	839	891	946	2 (1 every 92 in. from bottom)
221	339	381	442	600	662	760	818	881	941	1,006	1,069	1,133	2 (1 every 92 in. from bottom)
277	415	491	560	742	816	905	979	1,050	1,124	1,202	1,278	1,370	3 (1 every 92 in. from bottom)

### 1300 Series Superwide 126 in. wide

Height (in.)	Width (in.)												No. of Seams/Battens
	48	60	72	84	96	108	126	132	144	156	168	180	
113.5	\$195	\$233	\$273	\$325	\$363	\$452	\$490	\$541	\$580	\$646	\$690	\$733	None
174	288	345	402	510	568	672	730	758	799	877	937	991	1 (122 in. from bottom)
236.5	368	425	486	593	658	731	824	853	916	981	1,047	1,112	1 (122 in. from bottom)

### 1350 Series 96 in. wide

Height (in.)	Width (in.)												No. of Seams/Battens
	48	60	72	84	96	108	120	132	144	156	168	180	
40	\$149	\$168	\$190	\$238	\$257	\$337	\$357	\$393	\$414	\$523	\$547	\$568	None
83	220	256	298	363	399	497	536	587	626	756	795	833	None
138	328	385	443	587	644	759	815	888	947	1,118	1,176	1,235	1 (92 in. from bottom)
188	399	471	548	710	784	918	993	1,082	1,159	1,394	1,471	1,546	1 (92 in. from bottom)

Sizes are based on the finished shade band size (i.e. tip-to-tip). See chart on the right for allowance for the wrap around the roller tube. Also, please indicate when ordering whether the replacement band is regular-or mini-spline, and whether single-banded or multi-banded. If multibanded, be sure to indicate which shade bands are on the same operator.

Please check with the factory to confirm your required shadecloth is still stocked in the specific weave, color, or openness factor. Discontinued shadecloth may be available on special order, subject to minimum quantities.

Specifications (including colors) subject to change without notice. Prices shown in U.S. dollars.



MechoSystems  
Corporate Headquarters  
42-03 35th Street  
Long Island City, NY 11101

T: +1 (718) 729-2020  
F: +1 (718) 729-2941  
E: info@mechosystems.com  
W: mechosystems.com

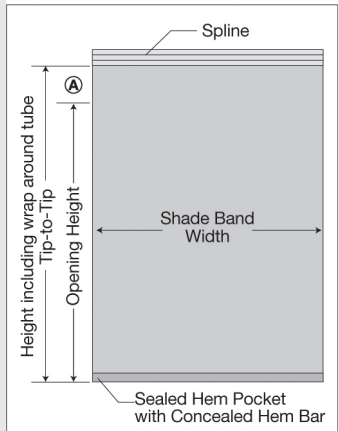
February 13, 2017  
page 156

#### Tube Wrap Requirements

SnapLoc® Tube (in.)  
Add to Opening Height

Ⓐ Minimum Wrap  
Size (in.)

1-1/4	7-1/8
1-3/8	7-1/8
1-1/2	7-1/2
1-3/4	8-1/2
1-7/8	8-1/2
2-1/5	10
2-1/2	10-1/2
3-1/2	13-1/2
4-1/2	21

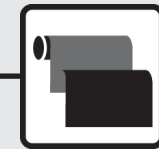


**Note:** Please be advised that you may combine the use of SnapLoc® Mounting Channel in conjunction with the Replacement Band of your choice to devise a free hanging fixed shade.

For SnapLoc Mounting Channel prices see page 161.

# Replacement Shade Bands

## Railroaded



### 1500 Series 63 and 96 in. wide

Height (in.)	Width (in.)												No. of Seams/Battens
	48	60	72	84	96	108	120	132	144	156	168	180	
50.5	\$107	\$123	\$143	\$171	\$190	\$256	\$274	\$302	\$319	\$394	\$412	\$428	None
83.5	137	160	186	224	248	323	346	380	405	489	513	539	None
129	191	225	261	341	376	462	499	546	582	683	721	756	1 (92 in. from bottom)
176.5	244	288	335	432	478	575	620	678	725	846	891	938	1 (92 in. from bottom)
221	303	356	409	577	634	743	801	869	928	1,073	1,130	1,190	2 (1 every 92 in. from bottom)
240	317	373	430	632	698	813	882	963	1,053	1,207	1,278	1,347	2 (1 every 92 in. from bottom)

### 1500 Series Superwide 126 in. wide

Height (in.)	Width (in.)												No. of Seams/Battens
	48	60	72	84	96	108	126	132	144	156	168	180	
113.5	\$206	\$247	\$290	\$346	\$388	\$477	\$550	\$571	\$614	\$713	\$755	\$798	None
174	305	366	427	542	602	713	817	849	912	1,043	1,107	1,169	1 (122 in. from bottom)
236.5	402	481	563	702	783	914	1,046	1,087	1,171	1,330	1,412	1,492	1 (122 in. from bottom)

### 2100 Series 63 and 96 in. wide

Height (in.)	Width (in.)												No. of Seams/Battens
	48	60	72	84	96	108	120	132	144	156	168	180	
50.5	\$106	\$122	\$141	\$170	\$188	\$227	\$245	\$260	\$278	\$294	\$310	\$325	None
83.5	137	160	186	223	247	290	314	337	359	381	404	428	None
129	190	225	261	340	375	460	496	540	574	611	650	691	1 (92 in. from bottom)
176.5	244	289	336	432	478	573	620	678	725	779	828	881	1 (92 in. from bottom)
221	315	355	410	574	632	707	764	818	873	935	992	1,053	2 (1 every 92 in. from bottom)
240	372	421	431	650	719	837	906	979	1,044	1,117	1,186	1,257	2 (1 every 92 in. from bottom)

Sizes are based on the finished shade band size (i.e. tip-to-tip). See chart on the right for allowance for the wrap around the roller tube. Also, please indicate when ordering whether the replacement band is regular-or mini-spline, and whether single-banded or multi-banded. If multibanded, be sure to indicate which shade bands are on the same operator.

Please check with the factory to confirm your required shadecloth is still stocked in the specific weave, color, or openness factor. Discontinued shadecloth may be available on special order, subject to minimum quantities.

Specifications (including colors) subject to change without notice. Prices shown in U.S. dollars.



MechoSystems  
Corporate Headquarters  
42-03 35th Street  
Long Island City, NY 11101

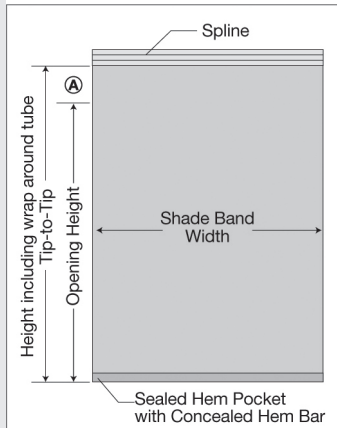
T: +1 (718) 729-2020  
F: +1 (718) 729-2941  
E: info@mechosystems.com  
W: mechosystems.com

February 13, 2017  
page 157

#### Tube Wrap Requirements

SnapLoc® Tube (in.)    <sup>Ⓐ</sup> Minimum Wrap Size (in.)  
Add to Opening Height

1-1/4	7-1/8
1-3/8	7-1/8
1-1/2	7-1/2
1-3/4	8-1/2
1-7/8	8-1/2
2-1/5	10
2-1/2	10-1/2
3-1/2	13-1/2
4-1/2	21

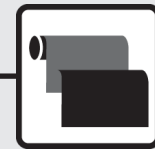


**Note:** Please be advised that you may combine the use of SnapLoc® Mounting Channel in conjunction with the Replacement Band of your choice to devise a free hanging fixed shade.

For SnapLoc Mounting Channel prices see page 161.

# Replacement Shade Bands

## Railroaded



### 5300 Series 63 and 96 in. wide

Height (in.)	Width (in.)												No. of Seams/Battens
	48	60	72	84	96	108	120	132	144	156	168	180	
50.5	\$106	\$122	\$142	\$170	\$189	\$249	\$268	\$287	\$305	\$323	\$341	\$360	None
83.5	137	160	186	224	248	320	343	375	401	426	455	486	None
129	202	231	262	341	376	459	491	538	569	640	713	745	1 (92 in. from bottom)
176.5	264	300	337	434	479	574	620	668	713	827	869	911	1 (92 in. from bottom)
221	338	361	411	575	631	730	781	847	859	1,016	1,064	1,114	2 (1 every 92 in. from bottom)
240	404	461	475	652	721	822	890	956	1,023	1,095	1,168	1,237	2 (1 every 92 in. from bottom)

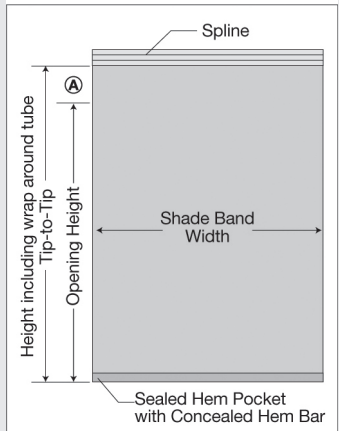
### 6000 Series 63 and 96 in. wide

Height (in.)	Width (in.)												No. of Seams/Battens
	48	60	72	84	96	108	120	132	144	156	168	180	
50.5	\$112	\$129	\$149	\$182	\$200	\$261	\$282	\$302	\$320	\$340	\$359	\$378	None
83.5	145	170	199	240	266	338	364	394	420	449	477	504	None
129	211	242	283	363	403	490	529	580	619	714	761	802	1 (92 in. from bottom)
176.5	277	316	362	463	513	613	664	726	778	899	951	1,003	1 (92 in. from bottom)
221	357	390	440	613	677	787	853	928	992	1,099	1,171	1,244	2 (1 every 92 in. from bottom)
277	423	496	568	742	816	941	1,018	1,105	1,180	1,314	1,400	1,484	2 (1 every 92 in. from bottom)

#### Tube Wrap Requirements

SnapLoc® Tube (in.)    <sup>(A)</sup> Minimum Wrap Size (in.)  
Add to Opening Height

1-1/4	7-1/8
1-3/8	7-1/8
1-1/2	7-1/2
1-3/4	8-1/2
1-7/8	8-1/2
2-1/5	10
2-1/2	10-1/2
3-1/2	13-1/2
4-1/2	21



**Note:** Please be advised that you may combine the use of SnapLoc® Mounting Channel in conjunction with the Replacement Band of your choice to devise a free hanging fixed shade.

For SnapLoc Mounting Channel prices see page 161.

Sizes are based on the finished shade band size (i.e. tip-to-tip). See chart on the right for allowance for the wrap around the roller tube. Also, please indicate when ordering whether the replacement band is regular-or mini-spline, and whether single-banded or multi-banded. If multibanded, be sure to indicate which shade bands are on the same operator.

Please check with the factory to confirm your required shadecloth is still stocked in the specific weave, color, or openness factor.  
Discontinued shadecloth may be available on special order, subject to minimum quantities.

Specifications (including colors) subject to change without notice. Prices shown in U.S. dollars.



MechoSystems  
Corporate Headquarters  
42-03 35th Street  
Long Island City, NY 11101

T: +1 (718) 729-2020  
F: +1 (718) 729-2941  
E: info@mechosystems.com  
W: mechosystems.com

February 13, 2017  
page 158

# Replacement Shade Bands

## Railroaded



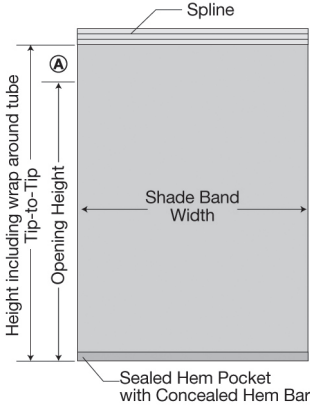
6200 Series 63 and 96 in. wide													
Height (in.)	Width (in.)												
	48	60	72	84	96	108	120	132	144	156	168	180	No. of Seams/Battens
50.5	\$121	\$142	\$162	\$198	\$216	\$277	\$298	\$320	\$341	\$438	\$459	\$480	None
83.5	158	187	217	261	289	364	394	424	456	561	593	624	None
129	230	270	308	398	440	534	577	633	677	771	824	873	1 (92 in. from bottom)
176.5	300	349	402	508	565	672	728	799	854	984	1,041	1,101	1 (92 in. from bottom)
221	386	426	488	672	743	864	935	1,018	1,089	1,197	1,278	1,357	2 (1 every 92 in. from bottom)
240	457	523	600	777	864	999	1,085	1,184	1,272	1,422	1,517	1,609	2 (1 every 92 in. from bottom)

6450 Series 63 and 98 in. wide													
Height (in.)	Width (in.)												
	48	60	72	84	96	108	120	132	144	156	168	180	No. of Seams/Battens
50.5	\$114	\$133	\$152	\$185	\$203	\$261	\$283	\$302	\$321	\$394	\$412	\$430	None
83	147	174	203	244	271	342	369	398	425	499	522	549	None
128	220	251	288	371	411	501	541	592	632	722	770	817	1 (94 in. from bottom)
177	290	330	372	473	524	627	678	742	797	918	972	1,025	1 (94 in. from bottom)
222	371	407	452	627	692	807	871	949	1,015	1,117	1,190	1,263	2 (1 every 94 in. from bottom)

### Tube Wrap Requirements

SnapLoc® Tube (in.)    <sup>Ⓐ</sup> Minimum Wrap Size (in.)  
Add to Opening Height

1-1/4	7-1/8
1-3/8	7-1/8
1-1/2	7-1/2
1-3/4	8-1/2
1-7/8	8-1/2
2-1/5	10
2-1/2	10-1/2
3-1/2	13-1/2
4-1/2	21



**Note:** Please be advised that you may combine the use of SnapLoc® Mounting Channel in conjunction with the Replacement Band of your choice to devise a free hanging fixed shade.

For SnapLoc Mounting Channel prices see page 161.

Sizes are based on the finished shade band size (i.e. tip-to-tip). See chart on the right for allowance for the wrap around the roller tube. Also, please indicate when ordering whether the replacement band is regular-or mini-spline, and whether single-banded or multi-banded. If multibanded, be sure to indicate which shade bands are on the same operator.

Please check with the factory to confirm your required shadecloth is still stocked in the specific weave, color, or openness factor.  
Discontinued shadecloth may be available on special order, subject to minimum quantities.

Specifications (including colors) subject to change without notice. Prices shown in U.S. dollars.

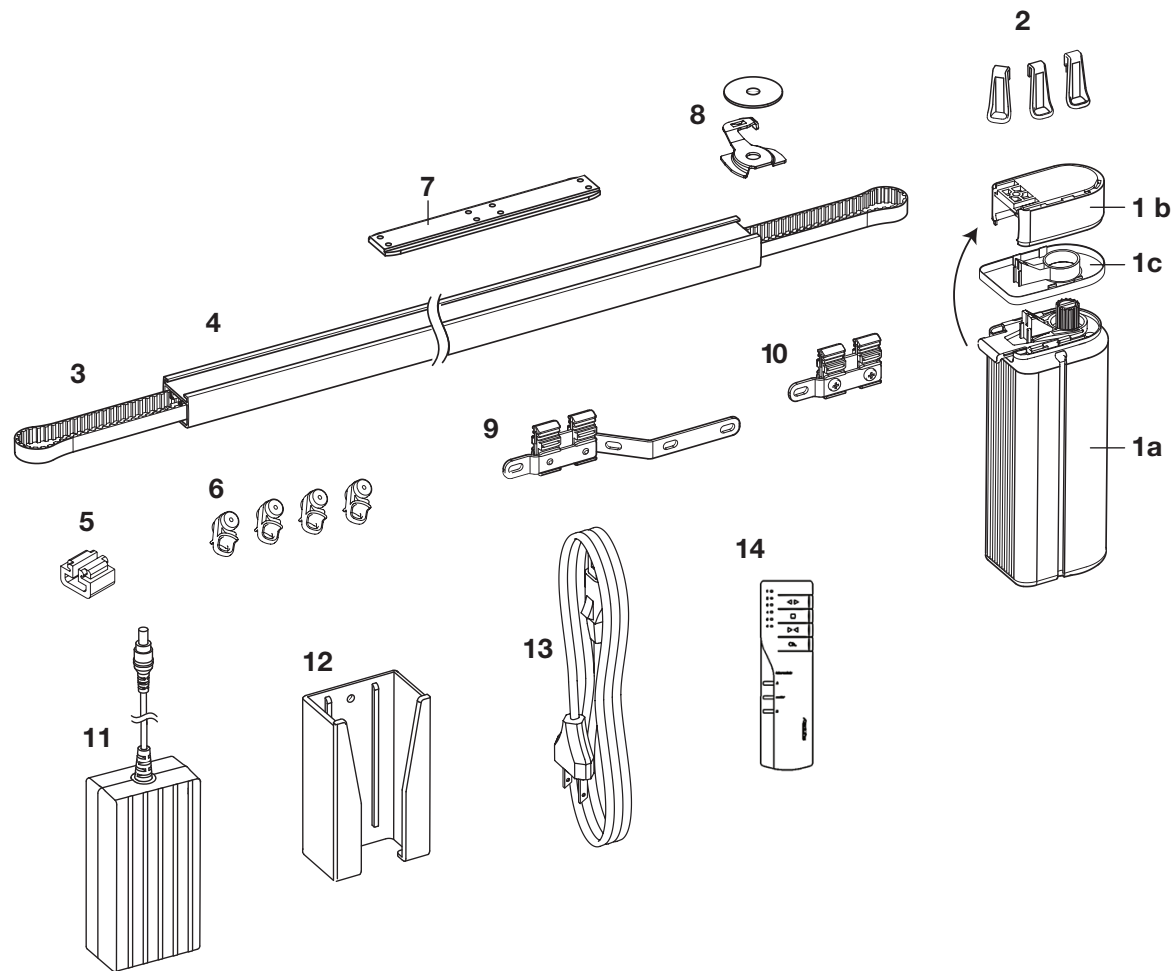


MechoSystems  
Corporate Headquarters  
42-03 35th Street  
Long Island City, NY 11101

T: +1 (718) 729-2020  
F: +1 (718) 729-2941  
E: info@mechosystems.com  
W: mechosystems.com

February 13, 2017  
page 159

# WhisperTrac® 1000 System



## Parts

- 1a. Motor
- 1b. Driving box
- 1c. Driving box cover
- 2. Motor back clip
- 3. Drive belt
- 4. Aluminum profile
- 5. Carrier stopper
- 6. Pinch pleat roller carriers
- 7. Track (splice) connector
- 8. Ceiling fixing clamp (standard)
- 9. Overlap carrier
- 10. Underlap carrier
- 11. 24VDC transformer
- 12. Transformer wall holster
- 13. 5 ft. power cable
- 14. WT1000 remote (optional)

Specifications (including colors) subject to change without notice. Prices shown in U.S. dollars.



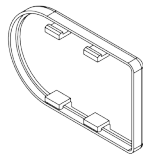
MechoSystems  
Corporate Headquarters  
42-03 35th Street  
Long Island City, NY 11101

T: +1 (718) 729-2020  
F: +1 (718) 729-2941  
E: [info@mechosystems.com](mailto:info@mechosystems.com)  
W: [mechosystems.com](http://mechosystems.com)

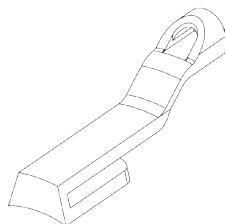
February 13, 2017  
page 160

# WhisperTrac® 1000 System Components

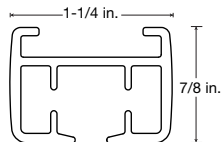
## Drapery Track Pieces



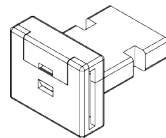
**WTEC 0011 PT SC**  
Driving box cover.  
Color: white.  
\$8.00 each.



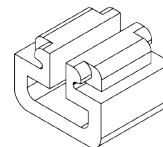
**WTEC 0005 PT SC**  
Motor back clip.  
Color: white.  
\$8.00 each.



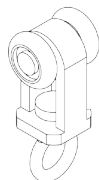
**WTEC 0002 PT SC**  
Track EP  
Color: off-white.  
\$12.00 per ft.



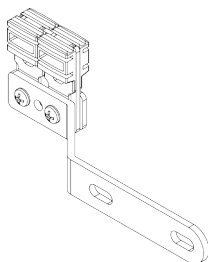
**WTEC 0007 PT SC**  
Belt end (standard), incl. washer. Total drapery weight is less than 40 lbs.  
\$8.00 each.



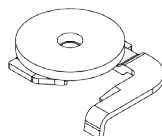
**WTEC 0009 PT SC**  
Carrier stopper.  
Color: white.  
\$10 each.



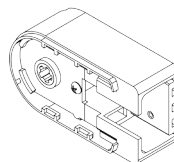
**WTEC 0006 PT SC**  
Swivel roller carrier.  
Color: white.  
\$8.00 each.



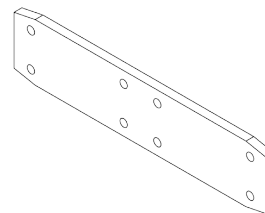
**WHTR - TBD**  
**WWTR - TBD**  
Lead carrier set unit.  
Two styles available



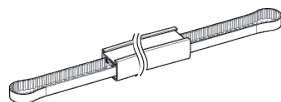
**WTEC 0010 PT SC**  
Track mounting bracket.  
\$10.00 each.



**WTEC 0004 PT SC**  
Driving box.  
Color: white.  
\$15.00 each.



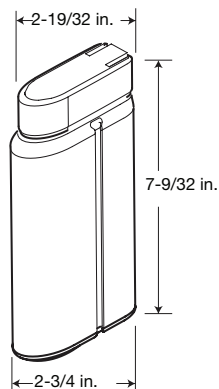
**WTEC 0012 PT SC**  
Track connector with screws.  
\$14.00 each.



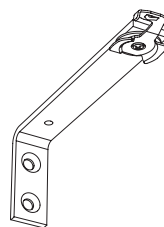
**WTEC 0003 PT SC**  
Drive belt.  
\$10.00 each ft.



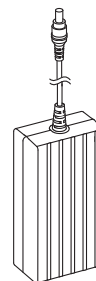
**WTEC 0016 PT SC**  
Remote control.  
\$89.00 each.



**WTEC 0001 PT SC**  
Replacement motor WT 1000  
\$199.00 each.



**WTEC 0013 PT SC**  
Wall-mounting bracket.  
\$12.00 each.



**WTEC 0014 PT SC**  
AC/DC power adapter.  
\$32.00 each.

### Notes

#### WhisperTrac® 1000 System

WhisperTrac 1000 is a cost-effective, quiet drapery-track system. MechoSystems's built-in IQ2® technology enables instant compatibility with a full range of MechoSystems controls. WhisperTrac 1000 seamlessly integrates with 3rd-party automation systems, linking window treatment with a host of A/V, lighting, security, energy conservation, and comfort controls at a lower cost.

WhisperTrac 1000 is ideally suited for residential, home theater, conference room, hospitality, and light commercial applications.

**Warranty:** 5-year limited warranty on all items subject to the maximum number of operations and MechoSystems. General terms and conditions of sales as stated. MechoSystems will not warranty systems that are installed without our mounting hardware. Warranty is supported only when using WhisperTrac original hardware.



**IMLC DS02 WH WH**  
IQ 2-button single-station switch.  
\$113 each for a pack of 6.  
\$140 each broken pkg.



**IMLC DS22 WH WH**  
IQ 2+2 button dual-station switch.  
\$143 each for a pack of 6.  
\$180 each broken pkg.



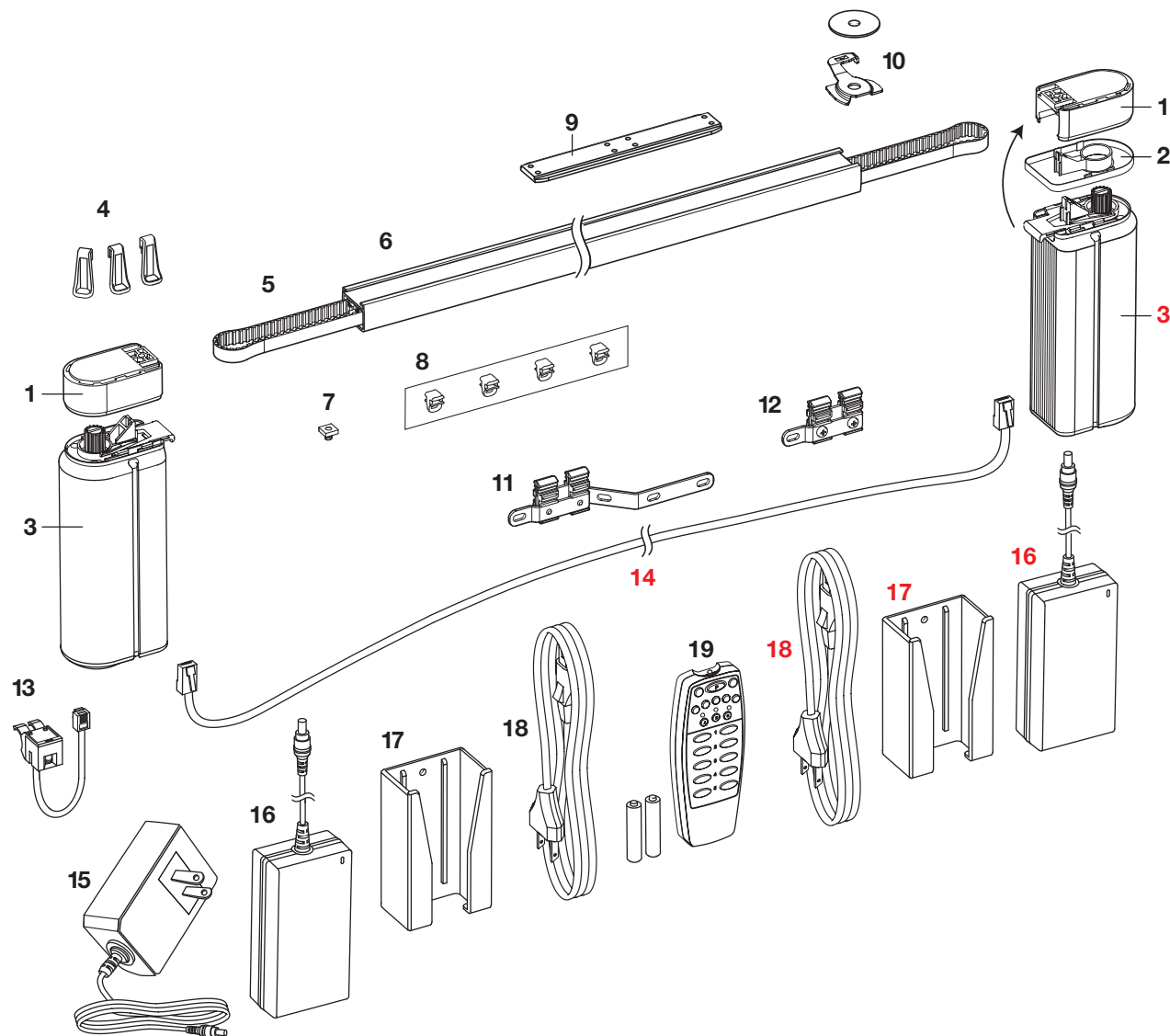
MechoSystems  
Corporate Headquarters  
42-03 35th Street  
Long Island City, NY 11101

T: +1 (718) 729-2020  
F: +1 (718) 729-2941  
E: info@mechosystems.com  
W: mechosystems.com

February 13, 2017  
page 161



# WhisperTrac® 3000 System



## Parts

*Parts in red are needed for tandem installation only.*

1. Drive-belt pulley
2. Drive-belt pulley cover
3. 3020HD or 3032Md models
4. Motor-mask hooks
5. Drive belt, 0.39 in.
6. Aluminum profile
7. End stop
8. Standard glider
9. Internal connecting bridge (splice)
10. Standard ceiling clamp
11. Overlap carrier
12. Underlap carrier
13. Infrared (IR) receiver (optional)
14. Motor-link cable (optional)
15. 3032MD light-duty motor plug-in adapter
16. 3020HD heavy-duty motor transformer
17. 3020HD transformer wall holster
18. 3020HD 12 ft. power cable
19. Infrared (IR) transmitter (optional)

## Notes:

- Configuration shown is tandem with optional accessories.
- This could be an 3032MD or 3020 HD.

Specifications (including colors) subject to change without notice. Prices shown in U.S. dollars.



MechoSystems  
Corporate Headquarters  
42-03 35th Street  
Long Island City, NY 11101

T: +1 (718) 729-2020  
F: +1 (718) 729-2941  
E: info@mechosystems.com  
W: mechosystems.com

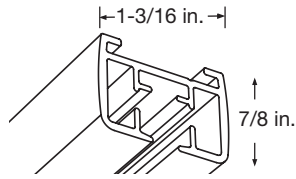
February 13, 2017  
page 162



# WhisperTrac® 3000 System Components

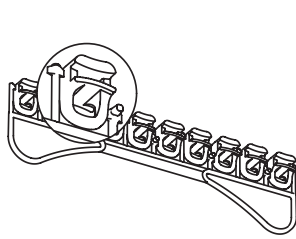
## Drapery and Mounting Pieces

### Drapery track



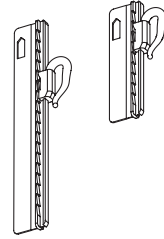
#### WHTR TRAK AL WH

Aluminum profile, 21 ft.  
Color: white.  
\$164.00 each.



#### WHTR 4010 10 WH

Standard glider  
(10 on a strip).  
Color: white  
(minimum 10 pieces).  
\$2.00 each strip.

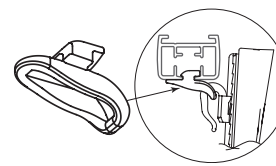


#### WHTR 2024 55 HK

Sew-in hook, 2.165 in.  
10 pieces per pack.  
Color: white.  
\$6.00 each pack.

#### WHTR 2024 95 HK

Sew-in hook, 3.75 in.  
10 pieces per pack.  
Color: white.  
\$8.00 each pack.



#### WHTR 6010 00 WH

Glider projection for  
the WHTR 2024 95 HK hook.  
100 pieces per pack.  
Color: white.  
\$29.00 each pack.



#### WHTR 4030 WH PL

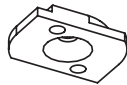
Roller carrier  
(special order only).  
100 pieces per pack.  
Color: white.  
\$79.00 each pack.

### Ceiling mounts



#### WHTR 6050 49 ZP

Ceiling fixing clamp  
(standard), includes washer.  
Total drapery weight less  
than 55 lbs.  
\$2.00 each.



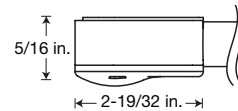
#### WHTR 6055 20 35

Mounting plate for  
recess track.  
Color: white.  
\$40.00 each.



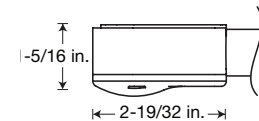
#### WHTR 6055 10 ZP

Total drapery weight  
less than 220 lbs.  
Recommended for  
extra heavy or curved  
applications.  
Color: white.  
\$16.00 each.



#### 6302 20-W US NC

Replacement motor  
3032MD  
(side dimension)  
\$854.00 each.



#### 6200 20-W US NC

Replacement motor  
3020HD  
\$1,230.00 each.

**Warranty:** 5-year limited warranty on all items subject to the maximum number of operations and MechoSystems. General terms and conditions of sales as stated. MechoSystems will not warranty systems that are installed without our mounting hardware. Warranty is supported only when using WhisperTrac original hardware.

*Specifications (including colors) subject to change without notice. Prices shown in U.S. dollars.*



MechoSystems  
Corporate Headquarters  
42-03 35th Street  
Long Island City, NY 11101

T: +1 (718) 729-2020  
F: +1 (718) 729-2941  
E: info@mechosystems.com  
W: mechosystems.com

February 13, 2017  
page 163

### Notes

#### WhisperTrac® System

European-quality engineering is integrated into this full line of quiet, motorized drapery solutions. The WhisperTrac 3000 series includes two models of motors varying in price, performance and control. All motors feature universal mounting capability, allowing motor placement (right or left) to be determined in the field. WhisperTrac can be operated in tandem for large or heavy drapery requirements.

All WhisperTrac motors can be operated via decorator style compatible switches, 2-button switches, 4-button switches or a 15-channel infrared transmitter.

WhisperTrac Systems also have the ability to daisy-chain the motors into a control network or be integrated with third-party lighting or A/V control systems via CanBus, RS485 or RS232 networking technology or dry contact closure.

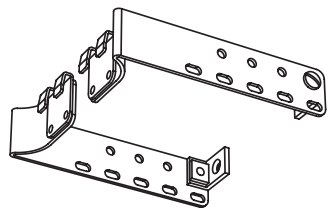
WhisperTrac motors also integrate with MechoRF® ZigBee for Control4, Somfy® RTS wireless and other third-party control technologies.

#### WhisperTrac 3020HD

The 3020HD is a quiet and powerful drapery track system that has a low electricity usage rating and is delivered complete and ready to install. The unit is easily programmable and has five intermediate stop positions that can be accessed through the infrared transmitter.

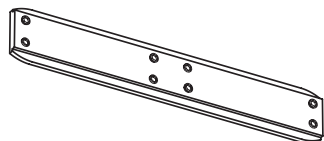
# WhisperTrac® 3000 System Components

## Accessory Pieces



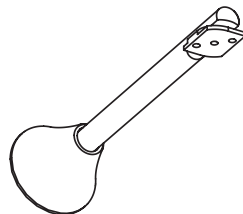
### WHTR 6059 RS WH

Wall return set (L&R) 6 in.  
For wall and ceiling mounting.  
Can be trimmed to a minimum  
of 3.5 in.  
Color: white.  
\$160.00 a pair.



### WHTR 6052 00 WH

Internal connecting bridge (splice)  
\$75.00 each.



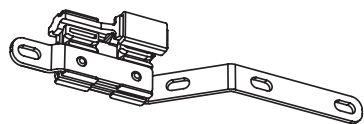
### WHTR 6057 EX HW

Extension wall bracket.  
Projects from 2.75 in. to 6 in.  
\$62.00 each.



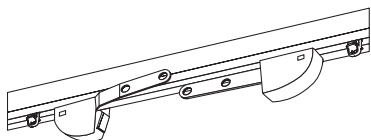
### WHTR 6051 WS WH

Wall support bracket, 1.575 in.  
\$2.00 each.



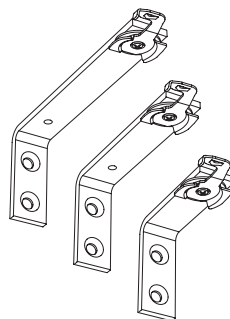
### WHTR 6274 20 LG

Overlap carrier.  
\$45.00 each.



### WHTR 6280 PR S

Manual release master.  
\$213.00 each.



### WHTR 2015 10 WH\*

Wall bracket, 4 in.  
\$7.00 each.

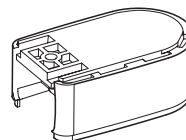
### WHTR 2015 07 WH\*

Wall bracket, 3 in.  
\$6.00 each.

### WHTR 2015 05 WH\*

Wall bracket, 2 in.  
\$5.00 each.

\*Note: Price does not include the ceiling clamps (shown), as they are included in the standard package.



### WHTR 1000 BD PS

Drive belt pulley.  
\$25.00 each.

## Notes

### WhisperTrac 3020HD

- This system can also be assembled as a tandem system for increased weight load capacity (see chart on page 209.) The standard drapery travel speed is 5.9 in./sec. It is fully programmable and customizable by factory.
- Maximum weight capacity for single motor: 132 lbs. based on length and curves.
- Maximum weight capacity for tandem motors: 220 lbs. based on length and curves.

### WhisperTrac 3032MD

- Conversationally quiet, these low-voltage (24V) electrically-powered drapery track systems are suitable for light and medium weight draperies.
- It requires no pre-wiring and was developed for contemporary living environments. 3032MD can be used in the hotel, education and leisure industries and by people with limited mobility.
- These motors can be daisy-chained into a master control circuit and integrated with lighting and A/V control systems.
- Maximum weight capacity for 3032MD: 88 lbs. subject to length and curves.

**Warranty:** 5-year limited warranty on all items subject to the maximum number of operations and MechoSystems. General terms and conditions of sales as stated. MechoSystems will not warranty systems that are installed without our mounting hardware. Warranty is supported only when using WhisperTrac original hardware.

Specifications (including colors) subject to change without notice. Prices shown in U.S. dollars.



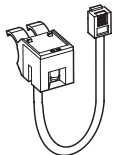
MechoSystems  
Corporate Headquarters  
42-03 35th Street  
Long Island City, NY 11101

T: +1 (718) 729-2020  
F: +1 (718) 729-2941  
E: info@mechosystems.com  
W: mechosystems.com

February 13, 2017  
page 164

# WhisperTrac® 3000 System Components

## Accessory Pieces



### WHTR 6040 21 01\*

IR receiver (at least one receiver is required in order to install the WhisperTrac® for MechoRF ZigBee® application.)  
\$55.00 a pair.

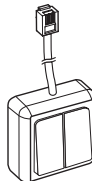
\*Note: Also used as a limit setting/programming tool.



### WHTR 6040 11 15\*

IR transmitter (at least one transmitter is required in order to install the WhisperTrac® for MechoRF ZigBee® application.)  
\$135.00 each.

\*Note: Installer must have one receiver and one transmitter in order to set limits on the system.



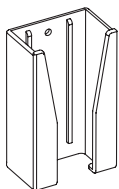
### WHTR 1001 TECA

Limit setting switch for nonMechoRF ZigBee applications.  
\$81.00 each.



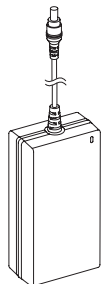
### WHTR 1200 PO LE

Power lead, 12 ft.  
\$22.00 each.



### WHTR 1151 WA HO

Transformer wall holster.  
\$83.00 each.



### WHTR 1100 TRY 24

Single 24V transformer.  
\$426.00 each.



### IMLC DS02 WH WH

IQ 2-button single-station switch.  
\$113 each for a pack of 6.  
\$140 each broken pkg.



### IMLC DS22 WH WH

IQ 2+2 button dual-station switch.  
\$143 each for a pack of 6.  
\$180 each broken pkg.

## Notes

### WhisperTrac 3020HD

- This system can also be assembled as a tandem system for increased weight load capacity (see chart on page 209.) The standard drapery travel speed is 5.9 in./sec. It is fully programmable and customizable by factory.
- Maximum weight capacity for single motor: 132 lbs. based on length and curves.
- Maximum weight capacity for tandem motors: 220 lbs. based on length and curves.

### WhisperTrac 3032MD

- Conversationally quiet, these low-voltage (24V) electrically-powered drapery track systems are suitable for light and medium weight draperies.
- It requires no pre-wiring and was developed for contemporary living environments. 3032MD can be used in the hotel, education and leisure industries and by people with limited mobility.
- These motors can be daisy-chained into a master control circuit and integrated with lighting and A/V control systems.
- Maximum weight capacity for 3032MD: 88 lbs. subject to length and curves.

**Warranty:** 5-year limited warranty on all items subject to the maximum number of operations and conditions of sales as stated. MechoSystems will not warranty systems that are installed without our mounting hardware. Warranty is supported only when using WhisperTrac original hardware.

Specifications (including colors) subject to change without notice. Prices shown in U.S. dollars.



MechoSystems  
Corporate Headquarters  
42-03 35th Street  
Long Island City, NY 11101

T: +1 (718) 729-2020  
F: +1 (718) 729-2941  
E: info@mechosystems.com  
W: mechosystems.com

February 13, 2017  
page 165

# WhisperTrac® 1000 and 3000 Maximum Weight Loads

## Maximum Weight Load Table

WhisperTrac 1000 with Standard Roller Carriers											
lbs.	Width (ft.)										
	3	7	10	13	16	20	23	26	30	33	
Straight	40	40	40	40	40	40	40	40	40	40	40

Heavy Duty 3020 HD System with Standard Glider WHTR 4010 10 WH																		
lbs.	Width (ft.)																	
	3	7	10	13	16	20	23	26	30	33	36	39	43	46	49	52	56	58
Straight	22	44	66	88	110	132	132	132	132	132	132	132	176	176	176	176	176	176
Straight (Tandem*)	22	44	66	88	110	132	154	176	198	220	220	220	176	176	176	176	176	176
1 curve*	22	44	66	88	110	110	110	110	110	110	110	110	154	154	154	154	154	154
1 curve (Tandem)	22	44	66	88	99	99	99	99	99	99	99	99	132	132	132	132	132	132
2 curves	22	44	66	88	110	132	154	176	176	176	176	176	176	176	176	176	176	176
2 curves( Tandem)	22	44	66	88	99	99	99	99	99	99	99	99	132	132	132	132	132	132
1 large curve*	22	44	66	88	99	99	99	99	99	99	99	99	132	132	132	132	132	132
1 large curve (Tandem)	22	44	66	88	110	132	154	176	176	176	176	176	176	176	176	176	176	176

Medium Duty 3032 MD System with Standard Glider WHTR 4010 10 WH										
lbs.	Width (ft.)									
	3	7	10	13	16	19.6	23	26	30	32.8
Straight	22	44	66	88	88	88	88	88	88	88
1 curve	22	44	66	66	66	66	66	66	66	66
2 curves	22	44	44	44	44	44	44	44	44	44
Large curve	22	44	44	44	44	44	44	44	44	44

Tandem = Dual motor unit.  
Curve= Tight 8 in. radius bend between 10–90 degrees.  
Large curve= Continuous radius bend.

**3020HD and 3032MD**  
Example to determine appropriate glider:

Drapery: 75 lbs., track length: 10ft.  
 $75 \text{ lbs.} \div [10 \text{ ft.} \times 3(\text{gliders per ft.})] = 30 \text{ gliders.}$   
 $75 \text{ lbs.} \div 30 \text{ gliders} = 2.5 \text{ lbs. per carrier.}$

Because the weight load per glider is greater than the maximum weight allowed on the standard glider (2.2 lbs.), please upgrade to the stronger WHTR 4030 WH PL roller carrier.

If total drapery weight is above 55 lbs., use the heavy duty ceiling plate WHTR 6055 10 ZP.

**3020HD, 3032MD, and WT 1000**  
The drapery should not be in contact with the underside of the drapery track.

- Notes**
- 3020HD and 3032MD tables indicate the maximum total drapery weight when using standard glider WHTR 0410 10 WH. This allows three gliders per foot, each with a maximum carrying weight of 2.2 lbs per glider.
  - The maximum carrying weight for the upgraded WHTR 4030 WH PL roller carrier: 3.3 lbs. per carrier (table not shown).
  - Tandem motor configuration is not available in the 3032MD system or 1000 model (for tandem configuration use 3020HD System).
  - Additional shipping and crating charges may apply to tracks that are curved in the center.
  - Weight loads stated are for draperies hung completely below the track.
  - If draperies are mounted to cover the track, we cannot warranty the system and/or performance characteristics.
  - All systems can be operated via RF, RTS®, IR, ZigBee® Dry Contact, wall switches, and/or third-party control systems.

Specifications (including colors) subject to change without notice. Prices shown in U.S. dollars.



MechoSystems  
Corporate Headquarters  
42-03 35th Street  
Long Island City, NY 11101

T: +1 (718) 729-2020  
F: +1 (718) 729-2941  
E: info@mechosystems.com  
W: mechosystems.com

February 13, 2017  
page 166

# WhisperTrac® Series 1000 and 3000 Prices

Track Length (ft.)	WhisperTrac 1000	3032 MD	3020 HD	3020 HD Tandem*	Upgrade to Ripplefold®/Accordia-fold			Upgrade Only 3020HD to 4030 Roller Carriers
					60-80% (7-1/2 in.)	100% (8-1/2 in.)	120% (10 in.)	
3	\$394	\$991	\$1,518		\$11	\$13	\$15	\$18
4	416	1,015	1,542		11	13	15	20
5	439	1,037	1,565		11	13	15	23
6	458	1,063	1,591		11	13	15	25
7	480	1,086	1,613		16	18	20	28
8	500	1,112	1,639		20	23	26	30
9	522	1,134	1,661		23	26	31	32
10	545	1,158	1,685		28	32	37	35
11	564	1,182	1,710		31	35	41	37
12	587	1,206	1,734		35	41	47	40
13	605	1,231	1,758		41	46	53	42
14	628	1,255	1,782		43	49	56	45
15	651	1,277	1,804		48	55	63	47
16	670	1,303	1,830		50	58	67	50
17	693	1,325	1,853		56	64	73	52
18	711	1,351	1,878		60	68	78	55
19	767	1,374	1,901		63	71	83	57
20	790	1,398	1,925		68	77	89	60
21	808	1,537	2,064		71	80	93	62
22	831	1,561	2,089		76	86	99	64
23	854	1,586	2,113	\$3,385	80	91	105	67
24	873	1,610	2,138	3,410	83	94	109	69
25	896	1,633	2,161	3,433	87	100	115	72
26	915	1,660	2,187	3,459	91	103	119	74
27	937	1,682	2,210	3,482	95	108	125	77
28	960	1,709	2,236	3,508	100	114	131	79
29	979	1,732	2,259	3,531	102	117	135	82
30	1,002	1,756	2,284	3,556	108	123	141	84
31	1,021	1,781	2,308	3,580	110	126	145	87

Specifications (including colors) subject to change without notice. Prices shown in U.S. dollars.



MechoSystems  
Corporate Headquarters  
42-03 35th Street  
Long Island City, NY 11101

T: +1 (718) 729-2020  
F: +1 (718) 729-2941  
E: info@mechosystems.com  
W: mechosystems.com

February 13, 2017  
page 167

## Notes

- Ripplefold and Accordia-fold are registered trademarks of Kirsch.

### Series 1000 Options:

- Optional 6 channel remote control (RF): \$89
- All tracks above 18 ft. require a splice (included in price.)
- Any non-standard splice will be charged at \$10 each.
- Ripplefold or Accordia-fold above 18 ft. must be split-draw.
- Roller carriers for pinch pleat are standard on all WhisperTrac 1000 series.

### Series 3000 Options:

- For standard single 45° or 90° curve, add \$156.
- For two standard 45° or 90° curve, add \$312.
- Ripplefold or Accordion-fold above 21 ft. must be split-draw.
- For non-standard large, multiple or complex curves, call MechoSystems Customer Service.

\* Price includes tandem motor (3020HD only). Please contact the MechoSystems Estimating Department for a custom quotation and template or required sketch.

Additional crating charges may apply to tracks that are curved in the center.

Remote transmitter (IR): \$134.

IR Receiver: \$55.

Additional parts and options available (see page 168–177.)

# WhisperTrac® Series 1000 and 3000 Prices

Track Length (ft.)	WhisperTrac 1000	3032 MD	3020 HD	3020 HD Tandem*	Upgrade to Ripplefold®/Accordia-fold			Upgrade Only 3020HD to 4030 Roller Carriers
					60-80% (7-1/2 in.)	100% (8-1/2 in.)	120% (10 in.)	
32	\$1,043	\$1,805	\$2,333	\$3,605	\$115	131	151	\$89
33	1,066	1,830	2,357	3,629	120	136	157	92
34			2,382	3,654	123	139	161	84??
35			2,405	3,677	127	145	167	96
36			2,431	3,703	131	148	171	99
37			2,454	3,726	135	153	177	101
38			2,480	3,752	139	159	183	104
39				3,775	142	162	187	106
40				3,877	147	168	193	109
41				3,902	150	171	197	111
42				3,926	154	176	204	114
43				3,951	160	182	209	116
44				3,975	162	185	213	119
45				3,998	167	190	219	121
46				4,025	170	193	223	124
47				4,047	175	198	229	126
48				4,074	179	204	235	128
49				4,097	183	207	240	131
50				4,121	187	212	245	133
51				4,146	190	216	249	136
52				4,170	194	221	256	138
53				4,195	199	227	262	141
54				4,219	202	230	265	143
55				4,242	206	235	271	146
56				4,269	210	239	276	148
57				4,292	214	244	281	151
58				4,318	219	250	287	153
59				4,341	222	253	292	153

## Notes

- Ripplefold and Accordia-fold are registered trademarks of Kirsch.

### Series 1000 Options:

- Optional 6 channel remote control (RF): \$89
- All tracks above 18 ft. require a splice (included in price.)
- Any non-standard splice will be charged at \$10 each.
- Ripplefold or Accordia-fold above 18 ft. must be split-draw.
- Roller carriers for pinch pleat are standard on all WhisperTrac 1000 series.

### Series 3000 Options:

- For standard single 45° or 90° curve, add \$156.
- For two standard 45° or 90° curve, add \$312.
- Ripplefold or Accordia-fold above 21 ft. must be split-draw.
- For non-standard large, multiple or complex curves, call MechoSystems Customer Service.

\* Price includes tandem motor (3020HD only). Please contact the MechoSystems Estimating Department for a custom quotation and template or required sketch.

Additional crating charges may apply to tracks that are curved in the center.

Remote transmitter (IR): \$134.

IR Receiver: \$55.

Additional parts and options available (see page 182–184.)

Specifications (including colors) subject to change without notice. Prices shown in U.S. dollars.



MechoSystems  
Corporate Headquarters  
42-03 35th Street  
Long Island City, NY 11101

T: +1 (718) 729-2020  
F: +1 (718) 729-2941  
E: info@mechosystems.com  
W: mechosystems.com

February 13, 2017  
page 168



# WhisperTrac® Series 1000 and 3000

## Notes

### The fabricated WhisperTrac 1000 System includes:

- White epoxy-coated track with standard pinch-pleat roller carriers (3 per ft.)
- Motor
- Transformer
- Power cable
- Transformer wall holster
- Ceiling-mount swivel brackets (every 2 ft. on center spacing with anchor and screw)
- Spliced track if greater than 18 ft.
- Operating instructions

Note: The WhisperTrac 1000 requires no setting of any limits, therefore no additional setting tools are required.

### The fabricated WhisperTrac 3000 System includes:

- White epoxy-coated track with standard pinch- pleat gliders (3 per ft.)
- Motor
- Transformer
- Power cable
- Transformer wall holster
- Ceiling-mount swivel brackets (every 2 ft. on center spacing with anchor and screw)
- Motor-masking hooks
- Spliced track if greater than 23 ft.
- Operating instructions

Note: The IR remote and IR receiver are required for setting the stop when using MechoRF® ZigBee® interface. A two-button paddle switch can be used to set the stops for non-ZigBee installations. These must be ordered separately.

### Notes:

#### Pinch Pleat

Standard tracks come equipped with carriers for pinch pleats.

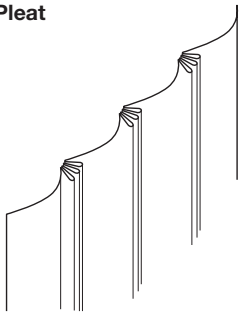
#### Ripplefold®

Upgrade available in 60, 80, 100, and 120% fullnesses.

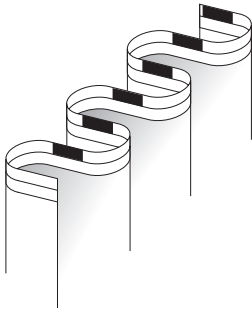
#### Accordia-fold®

Available with 7-1/2, 8-1/2, and 10 in. spacing between snaps. Use the 80% Ripplefold prices for all Accordia-fold pricing.

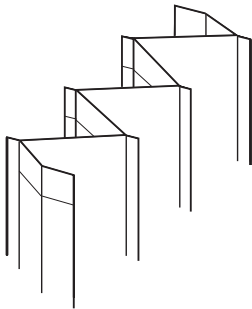
Pinch Pleat



Ripplefold®



Accordia-fold®



Specifications (including colors) subject to change without notice. Prices shown in U.S. dollars.



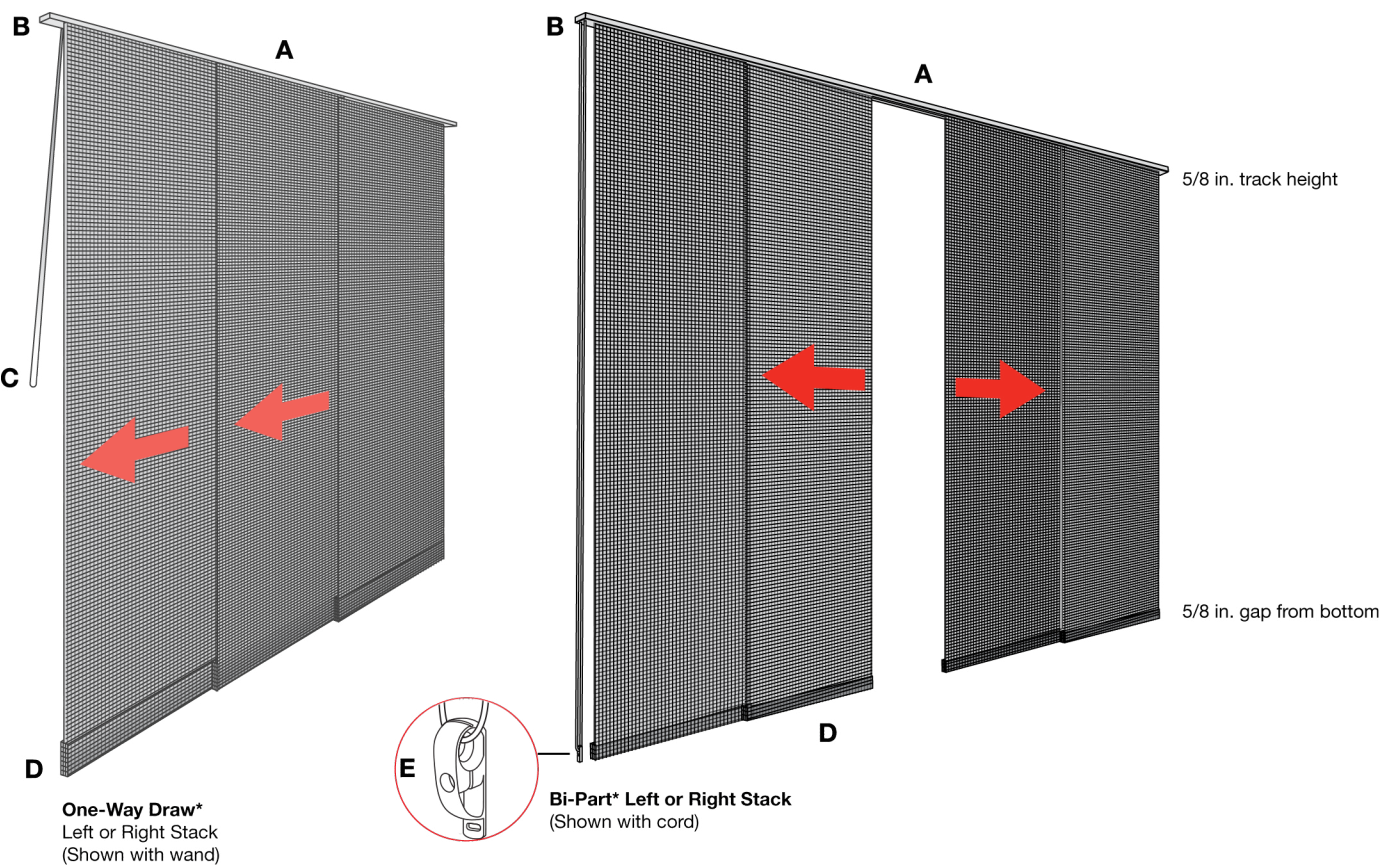
MechoSystems  
Corporate Headquarters  
42-03 35th Street  
Long Island City, NY 11101

T: +1 (718) 729-2020  
F: +1 (718) 729-2941  
E: info@mechosystems.com  
W: mechosystems.com

February 13, 2017  
page 169

# MechoShade® PanelTrac® Shade and Room Divider

Optional Panel-Matching Valance Available



Track Dimensions				
Description	Width (in.)	Height (in.)	Clear Wand Lengths (in.)	Cord Control Lengths
2-Channel	1-1/2	5/8	20	4 in. short of Panel length (for tension)
3-Channel	2-3/16	5/8	30	
4-Channel	2-15/16	5/8	40	
5-Channel	3-5/8	5/8	50	
			60	

Specifications (including colors) subject to change without notice. Prices shown in U.S. dollars.



MechoSystems  
Corporate Headquarters  
42-03 35th Street  
Long Island City, NY 11101

T: +1 (718) 729-2020  
F: +1 (718) 729-2941  
E: info@mechosystems.com  
W: mechosystems.com

February 13, 2017  
page 170

## Notes Available as:

- One-Way Draw, Left or Right Controller Option
- Bi-Part

## Standard Features Include:

- A. Extruded Aluminum Headrail, Powder Coated Paint Finish
- B. Injection Molded Plastic End Caps
- C. Clear Wand or Cord Control Options (Wand is standard)
- D. Heat Welded and Sealed Hem Bar
- E. Shown: New single-piece chain retainer GEN3 PCLP KT CL

\* Controllers available with standard wand or optional cord control.

\*\* Shadecloth-wrapped end caps are not available.

## Warranty

5-Year Limited Warranty on Hardware Components to be free of manufacturing defects in factory materials or workmanship for 5 years from date of shipping.

Shadecloths on the associated MechoShade brand systems are warranted to be free of manufacturing defects in factory materials or workmanship for the specified warranty period.



# MechoShade® PanelTrac® Shade and Room Divider

## Group A: Fabric Series 5300 and 2100

One-Way Draw (Left or Right): Price of Complete Shade*										
Number of Panels	3	4	4	4	4	5	5	5	5	5
Number of Tracks	3	4	4	4	4	5	5	5	5	5
Each Panel Width (in.)	26	23	26	29	32	29	31	34	36	38
Height (in.)	Width (in.)									
	72	84	96	108	120	132	144	156	168	180
36	\$261	\$310	\$349	\$363	\$401	\$447	\$463	\$502	\$519	\$534
48	292	338	371	386	432	478	494	540	555	571
60	292	338	393	407	432	508	524	576	593	609
72	308	354	416	431	491	539	553	614	630	646
84	322	369	438	454	521	568	583	652	669	684
96	337	384	461	476	551	599	613	690	707	721
108	353	399	483	499	582	628	644	727	744	758
120	368	414	506	520	611	658	673	764	781	796
132	383	429	528	543	643	688	705	802	818	834
144	398	444	550	566	672	717	733	840	857	873

\* Controller location is on the opposite or same side of the shade cloth stack.

### One Way Draw

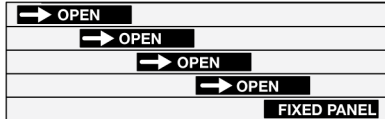
#### 3-Panel Closed



#### 4-Panel Closed




#### 5-Panel Closed



#### 3-Panel Open



#### 4-Panel Open



#### 5-Panel Open



Specifications (including colors) subject to change without notice. Prices shown in U.S. dollars.



MechoSystems  
Corporate Headquarters  
42-03 35th Street  
Long Island City, NY 11101

T: +1 (718) 729-2020  
F: +1 (718) 729-2941  
E: info@mechosystems.com  
W: mechosystems.com


February 13, 2017  
page 171

### Notes

#### Pricing Instructions:

For shades between sizes, always round up to the next shade height and width.

- Custom panel widths available: Max. 60 in.
- Height and width measurements shown are based on opening size.
- Controllers available in standard Clear-Hand Wand or optional Cord.



# MechoShade® PanelTrac® Shade and Room Divider

## Group A: Fabric Series 5300 and 2100

Bi-Part: Price of Complete Shade									
Number of Panels	4	4	4	4	6	6	6	6	6
Number of Tracks	2	2	2	2	4	4	4	4	4
Each Panel Width (in.)	23	26	29	32	24	26	28	30	32
Height (in.)	Width (in.)								
	84	96	108	120	132	144	156	168	180
36	\$310	\$349	\$363	\$401	\$469	\$483	\$502	\$519	\$575
48	338	371	386	432	499	513	540	555	620
60	338	393	407	432	529	544	576	593	665
72	354	416	431	491	560	573	614	630	711
84	369	438	454	521	589	604	652	669	755
96	384	461	476	551	620	634	690	707	800
108	399	483	499	582	649	664	727	744	845
120	414	506	520	611	679	694	764	781	890
132	429	528	543	643	710	723	802	818	936
144	444	550	566	672	738	754	840	857	981

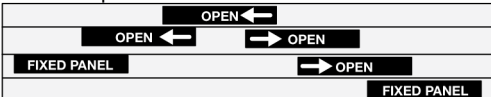
\* Controller location is on the opposite or same side of the shadecloth stack.

### Bi-Part

#### 4-Panel Closed



#### 5-Panel Open



#### 4-Panel Open



#### 5-Panel Close



Specifications (including colors) subject to change without notice. Prices shown in U.S. dollars.



MechoSystems  
Corporate Headquarters  
42-03 35th Street  
Long Island City, NY 11101

T: +1 (718) 729-2020  
F: +1 (718) 729-2941  
E: info@mechosystems.com  
W: mechosystems.com


February 13, 2017  
page 172

### Notes

#### Pricing Instructions:

For shades between sizes, always round up to the next shade height and width.

- Custom panel widths available: Max. 60 in.
- Height and width measurements shown are based on opening size.
- Controllers available in standard Clear-Hand Wand or optional Cord.



# MechoShade® PanelTrac® Shade and Room Divider

**Group B: Fabric Series 0700, 0900, 1000, 1300, 1500, 3000, 6000, 6200, and 6450**

## One-Way Draw (Left or Right): Price of Complete Shade\*

Number of Panels	3	4	4	4	4	5	5	5	5	5
Number of Tracks	3	4	4	4	4	5	5	5	5	5
Each Panel Width (in.)	26	23	26	29	32	29	31	34	36	38
Height (in.)	Width (in.)									
	72	84	96	108	120	132	144	156	168	180
36	\$266	\$314	\$356	\$370	\$411	\$458	\$473	\$513	\$530	\$546
48	284	330	381	396	444	491	506	554	572	587
60	300	348	405	421	477	524	540	597	620	628
72	317	363	431	445	510	557	572	638	654	671
84	333	380	456	470	544	590	606	679	696	712
96	350	397	495	517	576	623	638	721	737	754
108	366	413	505	520	610	657	673	762	780	795
120	383	429	530	545	644	690	706	804	821	836
132	400	445	554	570	676	723	738	845	862	878
144	417	463	580	595	710	756	772	887	904	920

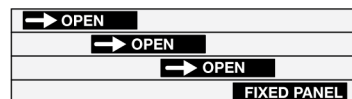
\* Controller location is on the opposite or same side of the shade cloth stack.

## One Way Draw

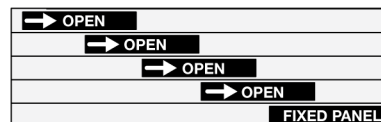
### 3-Panel Closed




### 4-Panel Closed




### 5-Panel Closed



### 3-Panel Open



### 4-Panel Open



### 5-Panel Open



Specifications (including colors) subject to change without notice. Prices shown in U.S. dollars.



MechoSystems  
Corporate Headquarters  
42-03 35th Street  
Long Island City, NY 11101

T: +1 (718) 729-2020  
F: +1 (718) 729-2941  
E: info@mechosystems.com  
W: mechosystems.com


February 13, 2017  
page 173

## Notes

### Pricing Instructions:

For shades between sizes, always round up to the next shade height and width.

- Custom panel widths available: Max. 60 in.
- Height and width measurements shown are based on opening size.
- Controllers available in standard Clear-Hand Wand or optional Cord.



# MechoShade® PanelTrac® Shade and Room Divider

## Group B: Fabric Series 0700, 0900, 1000, 1300, 1500, 3000, 6000, 6200, and 6450

Bi-Part: Price of Complete Shade									
Number of Panels	4	4	4	4	6	6	6	6	6
Number of Tracks	2	2	2	2	4	4	4	4	4
Each Panel Width (in.)	23	26	29	32	24	26	28	30	32
Height (in.)	Width (in.)								
	84	96	108	120	132	144	156	168	180
36	\$314	\$356	\$370	\$411	\$478	\$494	\$513	\$530	\$589
48	330	381	396	444	511	527	554	572	639
60	348	405	421	477	545	560	597	620	689
72	363	431	445	510	579	592	638	654	738
84	380	456	470	544	611	626	679	696	789
96	397	495	517	576	645	659	721	737	838
108	413	505	520	610	678	692	762	780	888
120	429	530	545	644	711	726	804	821	938
132	445	554	570	676	744	758	845	862	988
144	463	580	595	710	778	793	887	904	1,038

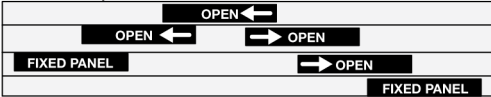
\* Controller location is on the opposite or same side of the shadecloth stack.

### Bi-Part

#### 4-Panel Closed



#### 5-Panel Open



#### 4-Panel Open



#### 5-Panel Close



Specifications (including colors) subject to change without notice. Prices shown in U.S. dollars.



MechoSystems  
Corporate Headquarters  
42-03 35th Street  
Long Island City, NY 11101

T: +1 (718) 729-2020  
F: +1 (718) 729-2941  
E: info@mechosystems.com  
W: mechosystems.com


February 13, 2017  
page 174

### Notes

#### Pricing Instructions:

For shades between sizes, always round up to the next shade height and width.

- Custom panel widths available: Max. 60 in.
- Height and width measurements shown are based on opening size.
- Controllers available in standard Clear-Hand Wand or optional Cord.



# MechoShade® PanelTrac® Shade and Room Divider

Group C: Fabric Series 0100, 0200, 0500, 0550, 0890, 0950, 1350, 1550,

One-Way Draw (Left or Right): Price of Complete Shade*										
Number of Panels	3	4	4	4	4	5	5	5	5	5
Number of Tracks	3	4	4	4	4	5	5	5	5	5
Each Panel Width (in.)	26	23	26	29	32	29	31	34	36	38
Height (in.)	Width (in.)									
	72	84	96	108	120	132	144	156	168	180
36	\$323	\$370	\$440	\$455	\$524	\$570	\$585	\$654	\$671	\$687
48	358	404	492	507	592	641	655	742	758	773
60	393	440	544	560	663	710	725	828	844	861
72	428	475	597	612	732	780	795	916	932	948
84	463	509	649	664	802	849	864	1,004	1,020	1,035
96	498	544	701	717	872	920	935	1,090	1,108	1,122
108	532	580	754	769	942	988	1,004	1,178	1,194	1,211
120	568	614	805	821	1,012	1,058	1,074	1,265	1,282	1,297
132	603	649	859	874	1,082	1,128	1,145	1,352	1,369	1,384
144	637	685	910	926	1,152	1,198	1,214	1,440	1,455	1,472

\* Controller location is on the opposite or same side of the shadecloth stack.

## One Way Draw

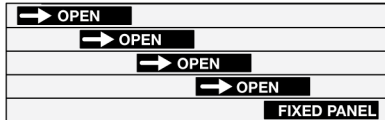
### 3-Panel Closed



### 4-Panel Closed




### 5-Panel Closed



### 3-Panel Open



### 4-Panel Open



### 5-Panel Open



Specifications (including colors) subject to change without notice. Prices shown in U.S. dollars.



MechoSystems  
Corporate Headquarters  
42-03 35th Street  
Long Island City, NY 11101

T: +1 (718) 729-2020  
F: +1 (718) 729-2941  
E: info@mechosystems.com  
W: mechosystems.com


February 13, 2017  
page 175

## Notes

### Pricing Instructions:

For shades between sizes, always round up to the next shade height and width.

- Custom panel widths available: Max. 60 in.
- Height and width measurements shown are based on opening size.
- Controllers available in standard Clear-Hand Wand or optional Cord.



# MechoShade® PanelTrac® Shade and Room Divider

Group C: Fabric Series 0100, 0200, 0500, 0550, 0890, 0950, 1350, 1550,

Bi-Part: Price of Complete Shade									
Number of Panels	4	4	4	4	6	6	6	6	6
Number of Tracks	2	2	2	2	4	4	4	4	4
Each Panel Width (in.)	23	26	29	32	24	26	28	30	32
Height (in.)	Width (in.)								
	84	96	108	120	132	144	156	168	180
36	\$370	\$440	\$455	\$524	\$590	\$606	\$654	\$671	\$758
48	404	492	507	592	660	676	742	758	863
60	440	544	560	663	731	746	828	844	967
72	475	597	612	732	800	816	916	932	1,072
84	509	649	664	802	870	885	1,004	1,020	1,177
96	544	701	717	872	940	954	1,090	1,108	1,282
108	580	754	769	942	988	1,024	1,178	1,194	1,386
120	614	805	821	1,012	1,079	1,094	1,265	1,282	1,491
132	649	859	874	1,082	1,150	1,164	1,352	1,369	1,595
144	685	910	926	1,152	1,220	1,234	1,440	1,455	1,700

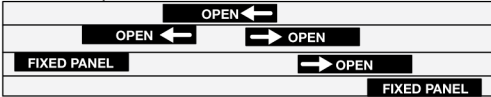
\* Controller location is on the opposite or same side of the shadecloth stack.

## Bi-Part

### 4-Panel Closed



### 5-Panel Open



### 4-Panel Open



### 5-Panel Close



Specifications (including colors) subject to change without notice. Prices shown in U.S. dollars.



MechoSystems  
Corporate Headquarters  
42-03 35th Street  
Long Island City, NY 11101

T: +1 (718) 729-2020  
F: +1 (718) 729-2941  
E: info@mechosystems.com  
W: mechosystems.com


February 13, 2017  
page 176

## Notes

### Pricing Instructions:

For shades between sizes, always round up to the next shade height and width.

- Custom panel widths available: Max. 60 in.
- Height and width measurements shown are based on opening size.
- Controllers available in standard Clear-Hand Wand or optional Cord.



# Components and Accessories

## Room-Darkening Channels - Full Lengths Only (Includes Base and Brush)

Name/Description	Prod. Code	Stock Number	Color	Packaging Minimum Quantity	Unit Price	Broken Pkg. Price
<b>Insert Guide - For Room Darkening Channel</b>	401	USGR K624 AL __	BK/QB/WH/ML	10 Sets (4 pcs. per set)	\$16	\$21
<b>Mecho® Single Channel 1-5/16 in. wide</b>	401	MBOC 1321 AL __	BK/CA/QB/WH	7 Lengths @21 ft. ea.	89	124
<b>Mecho/Electro® Double Channel 2-5/8 in. wide</b>	401	MBOC 2521 AL __	BK/CA/QB/WH	7 Lengths @21 ft. ea.	170	243
<b>Electro Single Channel 2-1/2 in. wide</b>	401	EBOC 2421 AL __	BK/CA/QB/WH	7 Lengths @21 ft. ea.	126	183
<b>Electro Double Channel 5 in. wide</b>	401	EBOC 5021 AL __	BK/CA/QB/WH	7 Lengths @21 ft. ea.	257	368

Color Reference: WH=White, CA=Clear Anodized, BK=Black, QB=Quaker Bronze, ML=Mill

### MechoShade and UrbanShade Room Darkening Channel Recommendations (per shade band):

**A. 1-5/16 in. Mecho Single Side Channel at Drive or Idle-end Brackets**  
 With Battens: Up to a max. width of 10 ft. and/or a max. height of 8 ft.  
 Without Battens: Up to a max. width of 7 ft. and/or a max. height of 8 ft.  
 Where conditions exceed the above, use D—2-1/2 in. ElectroShade Single Channel.

**B. 2-5/8 in. Mecho Double Channel used with Drive or Idle-end Brackets**  
 Without Battens: Up to a max. width of 7 ft. and/or a max height of 8 ft.  
 Where conditions exceed the above, use E—5 in. ElectroShade Double Channel.

**C. 2-5/8 in. Mecho Double Channel at Center Support Brackets**  
 With Battens: Up to a max. width of 10 ft. and/or a max. height of 15 ft.  
 Without Battens: Up to a max. width of 7 ft. and/or a max height of 15 ft.  
 Where conditions exceed the above, use F—5 in. ElectroShade Double Channel.

### ElectroShade® Room Darkening Channel Recommendations (per shade band):

**D. 2-1/2 in. Electro Single Side channel at Drive or Idle-end Brackets\***  
 With or without Battens: Up to a max. width of 15 ft. and/or max. height of 21 ft.

**E. 5 in. Electro Double Channel used with Drive or Idle-end Brackets\***  
 With or without Battens: Up to a max. width of 15 ft. and/or max. height of 21 ft.

**F. 5 in. Electro Double Channel at Center Support Brackets\***  
 With or without Battens: Up to a max. width of 15 ft. and/or max. height of 21 ft.

### Special Field Conditions Only\*

2-5/8 in. Mecho/Electro Double Channel at Center Support Brackets:  
 With Battens: Up to a max. width of 15 ft. and/or max. height of 21 ft.  
 Without Battens: Up to a max. width of 10 ft. and/or a max height of 15 ft.

\* Where conditions exceed the above, call the factory.

Specifications (including colors) subject to change without notice. Prices shown in U.S. dollars.



MechoSystems  
 Corporate Headquarters  
 42-03 35th Street  
 Long Island City, NY 11101

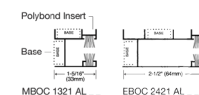
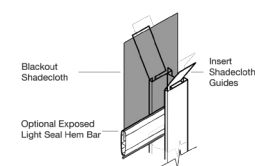
T: +1 (718) 729-2020  
 F: +1 (718) 729-2941  
 E: info@mechosystems.com  
 W: mechosystems.com

February 13, 2017  
 page 177

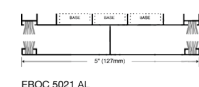
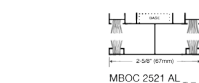
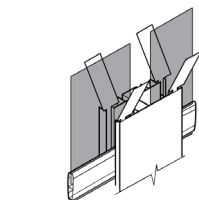
## Notes

Overall band limitations are either 15 ft. in width, or 21 ft. in height, or the maximum sizes in the Fabricated Shade Price List, whichever is less. When evaluating a multi-banded shade, the widest shade band shall dictate the channels for all the shades. Sufficient Room Return Air is required inside the line of shades to eliminate changes in air pressure when doors are opened or closed. Battens may be needed in order to retain shades in the side channel. Side channels have not been designed to resist the increased negative and/or positive air pressure (example: when doors are opened or closed). Channels are assumed installed vertical position (90 degrees to horizontal).

Side Channels with Guides for Single Channel Drive-end and Idle-end Applications



Double Channels with Guides Applications Between Shades





# Components and Accessories

## Pockets and Accessories - Full Lengths Only

Name/Description	Prod. Code	Stock Number	Color	Minimum Packaging Quantity	Unit Price	Broken Pkg. Price
<b>4124 Recessed Pocket</b>						
With Tile Support	404	UPOC 4415 AL WH	WHITE	4 Lengths @ 15 ft. ea.	\$224	\$315
With Return Air Option	404	UPOC 4415RAL WH	WHITE	4 Lengths @ 15 ft. ea.	259	387
<b>4133 Surface Mount Pocket*</b>						
No Tile Support	404	UPOC 4315 AL WH	WHITE	4 Lengths @ 15 ft. ea.	\$201	\$285
With Return Air Option	404	UPOC 4315RAL WH	WHITE	4 Lengths @ 15 ft. ea.	248	352
<b>5113 Recessed Pocket</b>						
With Tile Support	404	APTS 5113 ST PL		2 Lengths @ 10 ft. ea.	\$309	\$444
With Return Air Option	404	APTS 5113RST PL		2 Lengths @ 10 ft. ea.	356	539

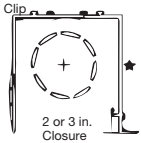
(Continued on next page)

4133 Pocket: 15 ft. length extruded aluminum housing. All other pockets: 10 ft. length bent steel housing and extruded aluminum exposed trim.

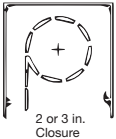
When a MechoShade or UrbanShade® shade is used in conjunction with 4124/4133 pocket, a 2 in. closure is recommended.

\*Recommended with Bent Metal Pockets such as the 5113, 6113, and 7113

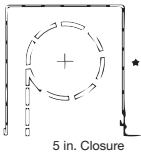
\*\*4123 will be available for special orders. Please contact customer service for current lead time.



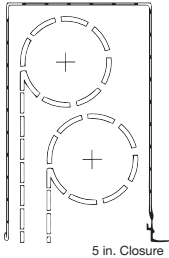
**4124 Recessed Pocket**  
with Tile Support  
UPOC 4415 AL WH



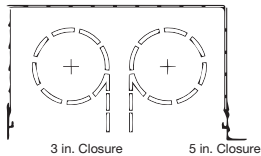
**4133 Surface Mounted Pocket**  
No Tile Support  
UPOC 4315 AL WH



**5113 Recessed Pocket**  
with Tile Support  
APTS 5113 ST PL



**6113 Recessed Pocket**  
with Tile Support  
APTS 6113 ST PL



**7113 Recessed Pocket**  
with Tile Support  
APTS 7113 ST PL

### Notes

Color references:  
WH= White,  
CW= Colonial White,  
CA= Clear Anodized,  
BK= Black,  
QB= Quaker Bronze,  
GR= Grey,  
AL= Alabaster

Check bracket end caps or bracket colors when ordering colors.

Specifications (including colors) subject to change without notice. Prices shown in U.S. dollars.



MechoSystems  
Corporate Headquarters  
42-03 35th Street  
Long Island City, NY 11101

T: +1 (718) 729-2020  
F: +1 (718) 729-2941  
E: info@mechosystems.com  
W: mechosystems.com

February 13, 2017  
page 178



# Components and Accessories

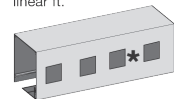
## Pockets and Accessories - Full Lengths Only

Name/Description	Prod. Code	Stock Number	Color	Minimum Packaging Quantity	Unit Price	Broken Pkg. Price
<b>6113 Recessed Pocket</b>						
With Tile Support	404	APTS 6113 ST PL		2 Lengths @ 10 ft. ea.	\$377	\$539
<b>7113 Recessed Pocket</b>						
With Tile Support	404	APTS 7113 ST PL		2 Lengths @ 10 ft. ea.	\$273	\$392
<b>Closures</b>						
2 in. Closure	404	UCLX 2015 AL WH	WHITE	10 Lengths @ 15 ft. ea.	34	48
3 in. Closure	404	UCLX 3015 AL WH	WHITE	10 Lengths @ 15 ft. ea.	38	52
5 in. Closure	404	UCLX 5010 AL WH	WHITE	10 Lengths @ 10 ft. ea.	52	74
5 in. Closure	404	UCLX 5015 AL WH	WHITE	10 Lengths @ 15 ft. ea.	79	112
<b>Closure Mounts</b>						
With 1-1/4 in. Tile Support	404	UCMX TS15 AL WH	WHITE	10 Lengths @ 15 ft. ea.	\$42	\$57
With No Tile Support	404	UCMX SG15 AL WH	WHITE	10 Lengths @ 15 ft. ea.	27	37
<b>End Caps</b>						
For 4133 Pockets	404	UPCA 4133 AL WH	WHITE	10 Pairs	\$19	\$29

\*Recommended with Bent Metal Pockets such as the 5113.

### Return Air Option

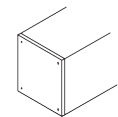
4124, 4133, and 5113 Pockets are available as a Return Air Pocket to vent solar-heated air at the window wall. Standard 12 sq. in. per linear ft.



(Optional)

For 6113 and 7113 Air Return Option pricing, call factory.

### Optional End Caps for 4133 Pockets



4133: UPCA4133 AL WH

### Closures (Sold Separately)



2 in. Closure  
UCLX 2015 AL WH



3 in. Closure  
UCLX 3015 AL WH



5 in. Closure  
UCLX 5015 AL WH



Closure Mount  
with Tile Support  
UMCX TS15 AL WH



Closure Mount  
UMCX SG15 AL WH

### Notes

Color references:  
WH= White,  
CW= Colonial White,  
CA= Clear Anodized,  
BK= Black,  
QB= Quaker Bronze,  
GR= Grey,  
AL= Alabaster

Check bracket end caps or bracket colors when ordering colors.

Specifications (including colors) subject to change without notice. Prices shown in U.S. dollars.



MechoSystems  
Corporate Headquarters  
42-03 35th Street  
Long Island City, NY 11101

T: +1 (718) 729-2020  
F: +1 (718) 729-2941  
E: info@mechosystems.com  
W: mechosystems.com

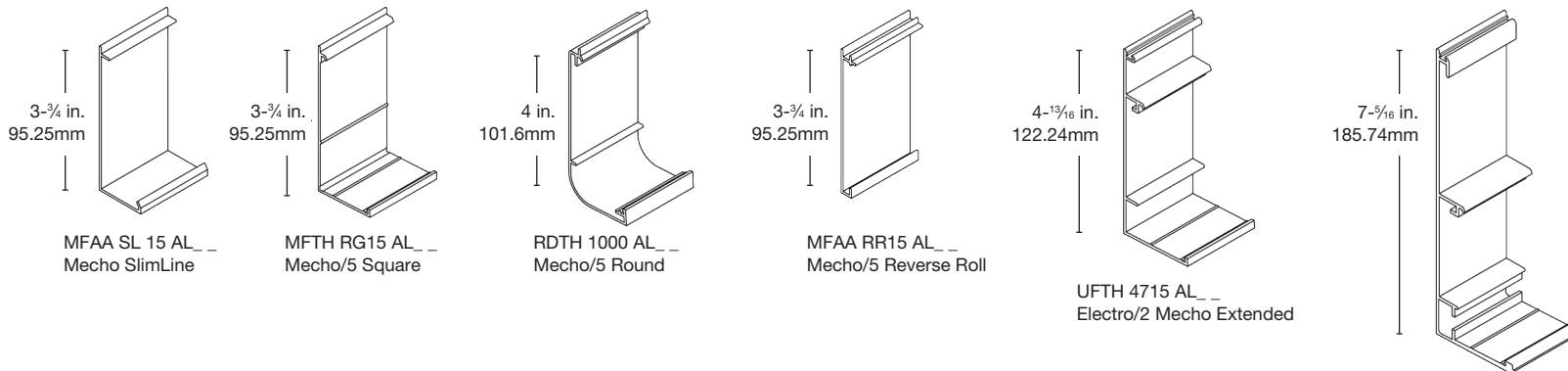
February 13, 2017  
page 179

# Components and Accessories

## SnapLoc® Fascia—Full Lengths Only (Extruded Aluminum)

Name/Description	Prod. Code	Stock Number	Color	Minimum Packaging Quantity	Unit Price	Broken Pkg. Price
<b>Mecho SlimLine®</b> (regular Roll)	402	MFAA SL 15 AL _ _	BK/CA/CW/GR/QB/WH	10 lengths @ 15 ft. ea.	\$61	\$88
<b>Mecho®/5 Wide, Mecho/5, Electro®/3, DoubleShade #10, Electro/3 Doubleshade #20</b> (Regular Roll)	402	MFTH RG15 AL _ _	BK/CA/CW/GR/QB/WH/AL	10 lengths @ 15 ft. ea.	63	89
<b>Mecho/5 Wide</b> (Reverse Roll)	402	MFAA RR15 AL _ _	BK/CA/CW/GR/QB/WH	10 lengths @ 15 ft. ea.	51	73
<b>Mecho/5 Wide</b> (Regular Roll)	402	RDTH 1000 AL _ _	WH/BK/CW/CA/QB/AL/GR	10 lengths @ 15 ft. ea.	51	73
<b>Mecho/5 Extended, Electro/2, Electro/3 Extended</b> (Regular Roll)	402	UFTH 4715 AL _ _	BK/CA/CW/GR/QB/WH	10 lengths @ 15 ft. ea.	120	172
<b>Electro/2 Extended, Mecho/5 DoubleShade #16, Electro/2 DoubleShade #17, Electro/3 DoubleShade #21 Universal Double</b> (Regular Roll)	402	UFTH 7321 AL _ _	BK/CA/GR/QB/WH	10 lengths @ 21 ft. ea.	265	376

(Continued on the next page)



Specifications (including colors) subject to change without notice. Prices shown in U.S. dollars.



MechoSystems  
Corporate Headquarters  
42-03 35th Street  
Long Island City, NY 11101

T: +1 (718) 729-2020  
F: +1 (718) 729-2941  
E: info@mechosystems.com  
W: mechosystems.com

February 13, 2017  
page 180

### Notes

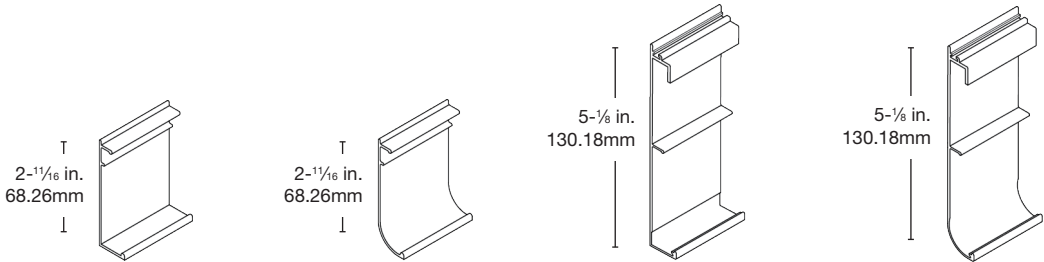
Color references:  
WH= White,  
CW= Colonial White,  
CA= Clear Anodized,  
BK= Black,  
QB= Quaker Bronze,  
GR= Grey,  
AL= Alabaster

Check bracket end caps or bracket colors when ordering colors.

# Components and Accessories

## SnapLoc® Fascia-Full Lengths Only (Extruded Aluminum)

Name/Description	Prod. Code	Stock Number	Color	Minimum Packaging Quantity	Unit Price	Broken Pkg. Price
<b>UrbanShade® Fascia</b>						
Square - Regular Roll	402	X1041A	BLACK	10 Lengths @ 16 ft. ea.	\$45	\$63
	402	X1042A	CLEAR ANODIZED	10 Lengths @ 16 ft. ea.	45	63
	402	X1043A	COLONIAL WHITE	10 Lengths @ 16 ft. ea.	45	63
	402	X1044A	GREY	10 Lengths @ 16 ft. ea.	45	63
	402	X1045A	QUAKER BRONZE	10 Lengths @ 16 ft. ea.	45	63
	402	X1046A	WHITE	10 Lengths @ 16 ft. ea.	45	63
	402	X104BA	ALABASTER	10 Lengths @ 16 ft. ea.	45	63
Radius - Regular Roll	402	X1031A	BLACK	10 Lengths @ 16 ft. ea.	45	63
	402	X1032A	CLEAR ANODIZED	10 Lengths @ 16 ft. ea.	45	63
	402	X1033A	COLONIAL WHITE	10 Lengths @ 16 ft. ea.	45	63
	402	X1034A	GREY	10 Lengths @ 16 ft. ea.	45	63
	402	X1035A	QUAKER BRONZE	10 Lengths @ 16 ft. ea.	45	63
	402	X1036A	WHITE	10 Lengths @ 16 ft. ea.	45	63
	402	X103BA	ALABASTER	10 Lengths @ 16 ft. ea.	45	63
<b>UrbanShade Double Fascia</b>						
Square	402	UFDS 1000 AL_ _	WH/BK/CW/CA/QB/AL/GR	10 Lengths @ 16 ft. ea.	\$118	\$170
Radius	402	UFDR 1000 AL_ _	WH/BK/CW/CA/QB/AL/GR	10 Lengths @ 16 ft. ea.	118	170



Specifications (including colors) subject to change without notice. Prices shown in U.S. dollars.



MechoSystems  
Corporate Headquarters  
42-03 35th Street  
Long Island City, NY 11101

T: +1 (718) 729-2020  
F: +1 (718) 729-2941  
E: info@mechosystems.com  
W: mechosystems.com

February 13, 2017  
page 181

### Notes

Color references:  
WH= White,  
CW= Colonial White,  
CA= Clear Anodized,  
BK= Black,  
QB= Quaker Bronze,  
GR= Grey,  
AL= Alabaster

Check bracket end caps or bracket colors when ordering colors.

# Components and Accessories

## Sound Attenuated Pads (SAP)

Name/Description	Prod. Code	Stock Number	Color	Packaging Minimum Quantity	Unit Price	Broken Pkg. Price
<b>Electro®/1</b>						
Top Pad*	416	EIPE 2734 NT BK	BLACK	25	\$2	\$3
Side Pad**	416	EIPE 2734 NS BK	BLACK	25	3	4
<b>Electro®/2</b>						
Top Pad*	416	EIPE 4347 NT BK	BLACK	25	1	2
Side Pad**	416	EIPE 4347 NS BK	BLACK	25	4	6

\*Application of Top Pad might increase the edge clearance at the top of the fascia.  
\*\*Application of Side Pads will increase the edge clearance of the shadeband. Please call MechoSystems for the size of additional light leak.

Specifications (including colors) subject to change without notice. Prices shown in U.S. dollars.



MechoSystems  
Corporate Headquarters  
42-03 35th Street  
Long Island City, NY 11101

T: +1 (718) 729-2020  
F: +1 (718) 729-2941  
E: info@mechosystems.com  
W: mechosystems.com

February 13, 2017  
page 182

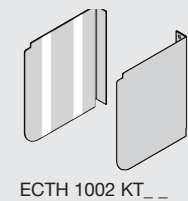
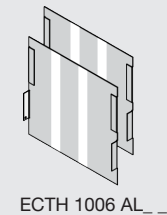
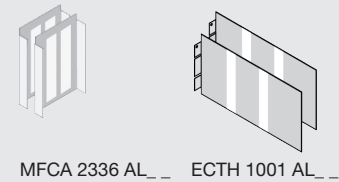
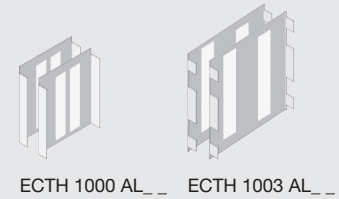
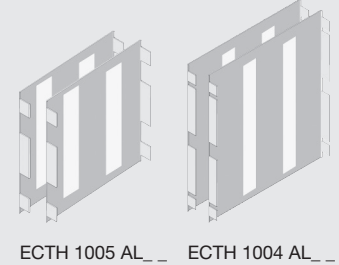
# Components and Accessories

## SnapLoc® Fascia End Caps (Aluminum)

Name/Description	Prod. Code	Stock Number	Color	Packaging Minimum Quantity	Unit Price	Broken Pkg. Price
<b>Mecho SlimLine® Fascia End Caps</b>	414	MFCA 2336 AL __	BK/CA/CW/GR/QB/WH	10 Pairs	\$21	\$32
<b>Mecho®/5 Wide, Electro®/3 Fascia End Caps</b>	414	ECTH 1000 AL __	BK/CA/CW/GR/QB/WH/AL	10 Pairs	21	32
<b>Mecho/5 DoubleShade® #10, Electro/3 DoubleShade #20 Fascia End Caps</b>	414	ECTH 1001 AL __	BK/CA/CW/GR/QB/WH	10 Pairs	36	50
<b>Mecho/5 Extended, Electro/3 Extended Fascia End Caps</b>	414	ECTH 1003 AL __	BK/CA/CW/GR/QB/WH	10 Pairs	30	42
<b>Electro/2 Extended, Mecho/5 DoubleShade #15, Electro/2 DoubleShade #17, Electro/3 DoubleShade #21 Fascia End Caps</b>	414	ECTH 1004 AL __	CA/GR/QB/WH	10 Pairs	36	50
<b>Electro/2 Fascia End Caps</b>	414	ECTH 1005 AL __	BK/CA/CW/GR/QB/WH	10 Pairs	34	46
<b>Electro/2 Extended Plus Fascia End Caps</b>	414	ECTH 1006 AL __	BK/CA/CW/GR/QB/WH	10 Pairs	40	54
<b>Mecho/5 Wide Radius Fascia End Caps</b>	414	ECTH 1002 KT __	BK/CA/CW/GR/QB/WH/AL	10 Pairs	26	36

Color Reference: WH=White, CW=Colonial White, CA=Clear Anodized, BK=Black, QB=Quaker Bronze, GR=Grey

### End Caps



Specifications (including colors) subject to change without notice. Prices shown in U.S. dollars.



MechoSystems  
Corporate Headquarters  
42-03 35th Street  
Long Island City, NY 11101

T: +1 (718) 729-2020  
F: +1 (718) 729-2941  
E: info@mechosystems.com  
W: mechosystems.com

February 13, 2017  
page 183

# Components and Accessories

## Miscellaneous Components

Name/Description	Prod. Code	Stock Number	Color	Minimum Packaging Quantity	Unit Price	Broken Pkg. Price
<b>Wall-Mount Angles**</b>						
2-7/8 in. x 2-7/8 in. x 1 in. for Mecho® and SlimLine®	411	MWBX 2727 ST ZP		10	\$3	\$5
4 in. x 4 in. x 1-1/4 in. (Single) for Mecho/Electro	411	EWBX 4040 ST ZP		10	8	12
4 in. x 4 in. x 3 in. (Double) for Mecho/Electro	411	EWBX 4145 ST ZP		10	22	32
5 in. x 5 in. x 1-1/4 in. (Single) for Mecho/Electro	411	UWBX 5050 ST PL		10	31	43
<b>Mecho Drive Chain</b>	413	MCHD 0500 SS PO			\$1	\$1
<b>UrbanShade® Drive Chain</b>	413	MCHD 0500 ST NP			1	1
<b>Universal Bead Stop .34 diameter</b>	413	MBST 34RD AL ML		1000	.13	.16
<b>Bead Chain Shock Absorber</b>	413	MSAB 0604 RU BK	NATURAL	1	2	2
<b>Bead Chain Connector</b>	413	MCCD 0209 BRNP	NICKEL	1000	.05	.07
<b>Chain Retainers</b>						
Single-piece chain retainer	413	GEN3 PCLP KT CL	CLEAR		\$3	\$3
<b>Adjustable Center Support Connector Kit*</b>						
Retrofit Kit for 2.5 in. diameter shade tube	413	ECOX 0621 AS KT		1	\$26	\$26


\*Kit includes: Adjustable Dog Bone, High Torque End Plug and instructions.

\*\*Packaging Minimum Quantity of Wall-Mount Angles are in number of pieces, and NOT in number of pairs.

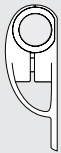
### Wall-Mount Angles



UWBX 5050 ST PI      EWBX 4145 ST ZP



EWBX 4040 ST ZP      MWBX 2727 ST ZP



Single-piece chain retainer  
GEN3 PCLP KT CL

Specifications (including colors) subject to change without notice. Prices shown in U.S. dollars.



MechoSystems  
Corporate Headquarters  
42-03 35th Street  
Long Island City, NY 11101

T: +1 (718) 729-2020  
F: +1 (718) 729-2941  
E: info@mechosystems.com  
W: mechosystems.com

February 13, 2017  
page 184

# Components and Accessories

## Accessories Cut To Size

Universal Exposed Hembar with Light Seal Cut To Size													
Width (in.)	36	48	60	72	84	96	108	120	132	144	156	168	180
Universal Exposed Hembar*	\$7	\$9	\$11	\$13	\$14	\$16	\$18	\$20	\$31	\$31	\$31	\$31	\$31
Name/Description	Prod. Code	Stock Number		Finial Color		Packaging Minimum Quantity		Unit Price		Broken Pkg. Price			
Tension Guide Cable Kit	405	GCUH ELME KT _ _		WH/BK/GR		1		\$46		\$46			
1 in. Aluminum Hemtube	405	GCAS ELME KT SC				1		46		46			

\*Includes a pair of Finials  
Color Reference: WH=White, BK=Black, GR=Grey

Exposed Hembar with Light Seal Cut To Size													
Width (in.)	36	48	60	72	84	96	108	120	132	144	156	168	180
1-1/2 in. Hembar*	\$8	\$11	\$14	\$17	\$19	\$22	\$24	\$29	\$43	\$43	\$43	\$43	\$43

\*Includes a pair of Finials

SnapLoc® Mounting Channel													
Width (in.)	36	48	60	72	84	96	108	120	132	144	156	168	180
"C" Channel	\$9	\$12	\$15	\$18	\$21	\$24	\$28	\$31	\$45	\$45	\$45	\$45	\$45

Please be advised that you may combine the use of SnapLoc Mounting Channel in conjunction with the Replacement Band of your choice to devise a free hanging fixed shade.

Room Darkening Sill and Side Channels with Base and Brush Cut To Size without Insert													
Width (in.)	36	48	60	72	84	96	108	120	132	144	156	168	180-252
Mecho® 1-5/16 in. Single	\$14	\$18	\$24	\$30	\$34	\$39	\$44	\$48	\$52	\$57	\$61	\$67	\$124
Mecho/Electro® 2-5/8 in. Double	28	36	45	52	62	70	85	94	104	112	121	131	243
Mecho/Electro 2-1/2 in. Single	20	29	36	43	49	56	63	69	77	85	92	98	183
Mecho/Electro 5 in. Double	42	54	67	83	95	109	122	137	149	162	177	197	368

Specifications (including colors) subject to change without notice. Prices shown in U.S. dollars.



MechoSystems  
Corporate Headquarters  
42-03 35th Street  
Long Island City, NY 11101

T: +1 (718) 729-2020  
F: +1 (718) 729-2941  
E: info@mechosystems.com  
W: mechosystems.com

February 13, 2017  
page 185

# Components and Accessories

## Accessories Cut To Size

### SnapLoc® Fascia Cut To Size

Width (in.)	36	48	60	72	84	96	108	120	132	144	156	168	180
<b>Mecho® SlimLine®</b> Regular Roll	\$14	\$18	\$22	\$29	\$32	\$38	\$43	\$47	\$51	\$86	\$86	\$86	\$86
<b>Mecho/5 Wide, Mecho/5 DoubleShade® #10, Electro®/3, Electro/3 DoubleShade #20</b> Regular Roll	14	18	22	29	34	39	43	47	51	87	87	87	87
<b>Mecho/5 Wide</b> Reverse Roll	11	16	19	22	28	31	34	40	44	71	71	71	71
<b>Mecho/5 Extended, Electro/2, Electro/3 Extended</b> Regular Roll	28	38	46	54	63	72	82	92	99	167	167	167	167
Width (in.)	36	48	60	72	84	96	108	120	132	144	156	168	180-252
<b>Electro/2 Extended, Mecho/5 DoubleShade #15, Electro/2 DoubleShade #17, Electro/3 DoubleShade #21</b> Regular Roll	44	56	69	86	99	113	126	143	154	168	184	197	366
Width (in.)	36	48	60	72	84	96	108	120	132	144	156	168	180-192
<b>UrbanShade®</b>	7	12	14	16	21	21	27	29	31	34	59	59	59
<b>UrbanShade Double</b>	26	35	43	51	60	68	78	88	95	160	160	160	160

Specifications (including colors) subject to change without notice. Prices shown in U.S. dollars.



MechoSystems  
Corporate Headquarters  
42-03 35th Street  
Long Island City, NY 11101

T: +1 (718) 729-2020  
F: +1 (718) 729-2941  
E: info@mechosystems.com  
W: mechosystems.com

February 13, 2017  
page 186



# Components and Accessories

## Electrical Notes

The ElectroShade® system has been designed, developed, and fabricated to be a totally integrated unit and is furnished by the manufacturer, MechoShade Systems, Inc., with a warranty, which provides that all components (motor, shadecloth, electrical controls, and override circuits) have been designed and tested as a compatible integrated system.

The basic control configuration is up and down of one or two ElectroShades. For control of three or more motors from a single switch or for mid-window shade alignment at the touch of a button, a low-voltage controller such as the IQ/MLC2® is required. All assemblies meet the listing requirements of UL 325 and CSA 22.2 no. 427.

**All wiring must be precisely in accordance with MechoShade Systems, Inc. ElectroShade standards and wiring diagrams, or warranties will be voided.**

All wiring must be accomplished by a licensed electrical contractor in accordance with appropriate electrical codes and regulations.

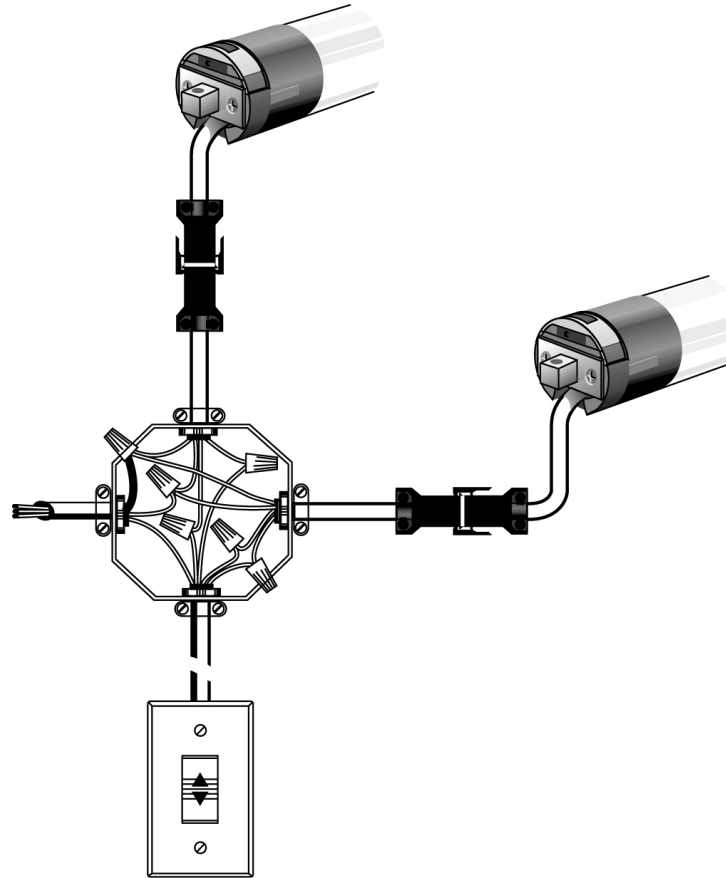
All wiring must conform to:

- Any applicable MechoSystems' ElectroShade standards.
- Any MechoSystems' released wiring diagrams.
- The National Electric code (NEC) and any applicable local codes.

Before installing this product, obtain detailed electrical information on the specific control system from the Controls Section of the MechoSystems Technical Binder and any client-approved shop drawings created for the project.

- Standard Motors must not be wired in parallel or in series.
- Power requirements: 120VAC, 60 Hz,  $\pm 10\%$ , 0.6 to 3.8 amps
- Contains internal, mechanical or electronic, upper and lower limit switches.
- Are bi-directional with a reversing capacitor.
- Motors are asynchronous with variations from their rated RPM and the shades will not always align without the use of specific alignment-logic controls such as the IQ/MLC2, which overcome this issue.
- Switches must be used as shown on the ElectroShade Standards and Wiring Diagrams.

See [mechosystems.com/electricalnotes](http://mechosystems.com/electricalnotes) for the latest information.



### The warranty will be void if:

- The product has been improperly installed or not installed according to MechoSystems' guidelines or specifications.
- MechoSystems' written instructions for installation and wiring of electrical connections were not followed.
- The product has been used to perform functions or operated in a manner contrary to its design, or otherwise is used in a manner contrary to or in excess of MechoSystems' specifications, drawings, or instructions.
- The product is used with electrical accessories or parts, including switches, relays, or other accessory components, that have not been previously approved in writing by MechoSystems.
- Any electrical accessories and other components have been used in disregard to the basic wiring diagram for which they were designed.
- Failure to comply with all MechoSystems' written instructions and specifications.
- Repairs made necessary from normal wear of the product or by use of the parts, or accessories, which are either incompatible with the product, or otherwise adversely affect its operation, performance, or durability.
- The product used for non-interior applications or otherwise exposed to outdoor environmental conditions.

Specifications (including colors) subject to change without notice. Prices shown in U.S. dollars.



MechoSystems  
Corporate Headquarters  
42-03 35th Street  
Long Island City, NY 11101

T: +1 (718) 729-2020  
F: +1 (718) 729-2941  
E: [info@mechosystems.com](mailto:info@mechosystems.com)  
W: [mechosystems.com](http://mechosystems.com)

February 13, 2017  
page 187

# Components and Accessories

## IQ Control System: Motor Controls and Accessories

Name/Description	Prod. Code	Stock Number	Color	Minimum Packaging Quantity	Unit Price	Broken Pkg. Price
<b>IQ/MLC2®</b>						
120V (10 in. X 10 in. X 4 in.)	416	IMLC2 120V ST SP		6	\$451	\$507
<b>IQ/MLC2® (Preaddressed)</b>	416	IMLC2 120V ST PP		6	482	537
<b>MechoNet® Network Interface *(MNI) w/RJ motor ports for IQ motors, WhisperTrac 3000, ILT2, ST30, DCT and other motors</b>		IMNI 0001 TP AS		1	500	500
<b>Power Supply 24VDC for MNI (above) (not required with IQ2 motors)</b>		ESMC 24DC KT MX		1	61	61
<b>MNI - RJ45 adapter from IQRJ45 to WT 3000 RJ45</b>		EADM 4545 F3 AS		1	22	22
<b>MNI - RJ45 adapter from IQ RJ45 to ILT RJ9</b>		EADM 4509 FF AS		1	22	22
<b>ILT2: RJ9 to RJ Coupler</b>		RJ09 RJ12 AD AS		1	Request quote from Estimating	
<b>MechoRF Control4 Universal - Zpro</b>		Z1C4 WIZU WH AS		1	248	248
<b>DCT to MechoRF Dongle Kit</b>		ESMC DONG RF DC		1	95	95
<b>MSS IR Eye</b>		MSBS RIRX 3C AS		1	59	59
<b>MSS IR Remote</b>		MSBS 12WM IR AS		1	196	196
<b>RS232 Adapter Kit - RJ12 to DB9 (Adapter + 7 ft. precrimped RJ cable)</b>		MSBS R2Q4 AD PU		1	8	8

\* Designed to fit a box with dimension of 4<sup>11</sup>/<sub>16</sub> x 4<sup>11</sup>/<sub>16</sub> x 3 in. deep, Garvin electrical manufacturer part number: 72181-1

Specifications (including colors) subject to change without notice. Prices shown in U.S. dollars.



MechoSystems  
Corporate Headquarters  
42-03 35th Street  
Long Island City, NY 11101

T: +1 (718) 729-2020  
F: +1 (718) 729-2941  
E: info@mechosystems.com  
W: mechosystems.com

February 13, 2017  
page 188

# Components and Accessories

## IQ Control System: Switches

Name/Description	Prod. Code	Stock Number	Color	Packaging Minimum Quantity	Unit Price	Broken Pkg. Price
<b>IQ/MLC® Décor Switches with SGC † (low voltage)</b>						
2-button, single station	416	IMLC DS02 WH WH	WHITE	6	\$115	\$143
5-button, single station	416	IMLC DS05 WH WH	WHITE	6	124	155
2+2 button, dual station	416	IMLC DS22 WH WH	WHITE	6	146	184
5+2 button, dual station	416	IMLC DS52 WH WH	WHITE	6	169	215
5+5 button, dual station	416	IMLC DS55 WH WH	WHITE	6	175	223
<b>IQ/MLC® Switch (low voltage)</b>			<b>Button</b>	<b>Plate</b>		
3-button, single station	416	ESWX IQ03 __ __	WH	WH/BK/CW/CA	6	97 131
6-button, dual station	416	ESWX IQ06 __ __	WH	WH/BK/CW/CA	6	120 164

(Continued on next page)

Color Reference: WH=White, CW=Colonial White, CA=Clear Anodized, BK=Black

†Switchplates sold separately.

### IQ/MLC® Décor Switches with SGC



**IMLC DS02 WH WH**  
2-button  
single station



**IMLC DS05 WH WH**  
5-button  
single station



**IMLC DS22 WH WH**  
2+2 button  
dual station



**IMLC DS52 WH WH**  
5+2 button  
dual station



**IMLC DS55 WH WH**  
5+5 button  
dual station

Specifications (including colors) subject to change without notice. Prices shown in U.S. dollars.



MechoSystems  
Corporate Headquarters  
42-03 35th Street  
Long Island City, NY 11101

T: +1 (718) 729-2020  
F: +1 (718) 729-2941  
E: info@mechosystems.com  
W: mechosystems.com


February 13, 2017  
page 189

# Components and Accessories

## Control System: Switches

Name/Description	Prod. Code	Stock Number	Color	Minimum Packaging Quantity	Unit Price	Broken Pkg. Price
<b>E-Switch Key Switch† - Indoor</b>						
Maintained	416	ESWX RYMA PS CW	COLONIAL WHITE	1	\$209	\$209
Momentary	416	ESWX RYMO PS CW	COLONIAL WHITE	1	231	231
<b>Digital Key Pad† - Indoor</b>						
Maintained, without plate (DPDT)	416	ESDX 0739 IN WH	WHITE	1	231	231
Momentary, without a plate	416	ESWX 0728 ST WH	WHITE	1	52	52
	416	ESWX 0729 ST CW	COLONIAL WHITE	1	52	52
	416	ESWX 0735 ST WH	WHITE	1	26	26
	416	ESWX 0734 ST CW	COLONIAL WHITE	1	26	26
<b>Paddle Switchplates</b>						
Single Gang	416	ESWP 0123 ST WH	WHITE	1	\$2	\$2
	416	ESWP 0122 ST CW	COLONIAL WHITE	1	2	2
Two Gang	416	ESWP 0128 ST WH	WHITE	1	3	3
	416	ESWP 0127 ST CW	COLONIAL WHITE	1	3	3
Three Gang	416	ESWP 0133 ST WH	WHITE	1	5	5
	416	ESWP 0132 ST CW	COLONIAL WHITE	1	5	5
Four Gang	416	ESWP 0138 ST WH	WHITE	1	6	6
	416	ESWP 0137 ST CW	COLONIAL WHITE	1	6	6

† Switchplates sold separately.



**Digital Key Pad**  
ESDX 0739 IN WH

Note: Consult factory for any required accessories. May require power supply.



**Indoor Key Switch**  
Maintained  
ESWX RYMA PS CW  
Momentary  
ESWX RYMO PS CW

Specifications (including colors) subject to change without notice. Prices shown in U.S. dollars.

# Components and Accessories

## Control System: Wireless Control

Name/Description	Prod. Code	Stock Number	Color	Minimum Packaging Quantity	Unit Price	Broken Pkg. Price
<b>RTS Wireless Wall Switches</b>						
DecoFlex RTS - (Single Channel)	416	ESWX 2038 1C WH	WHITE	1	\$198	\$198
	416	ESWX 2039 1C CW	COLONIAL WHITE	1	198	198
	416	ESWX 2040 1C BK	BLACK	1	227	227
DecoFlex RTS - (Five Channel)	416	ESWX 2038 5C WH	WHITE		207	207
	416	ESWX 2039 5C CW	COLONIAL WHITE	1	207	207
	416	ESWX 2040 5C BK	BLACK	1	239	239
<b>RTS Wireless Wall Switch Face Plates</b>						
Face Plate - (Two Gang)	416	ESFP 2040 2C WH	WHITE	1	\$17	\$17
	416	ESFP 2040 2C CW	COLONIAL WHITE	1	17	17
	416	ESFP 2040 2C BK	BLACK	1	20	20
Face Plate - (Three Gang)	416	ESFP 2040 3C WH	WHITE	1	17	17
	416	ESFP 2040 3C CW	COLONIAL WHITE	1	17	17
	416	ESFP 2040 3C BK	BLACK	1	20	20
Face Plate - (Four Gang)	416	ESFP 2040 4C WH	WHITE	1	17	17
	416	ESFP 2040 4C CW	COLONIAL WHITE	1	17	17
	416	ESFP 2040 4C BK	BLACK	1	20	20
<b>RTS Transmitters</b>						
RTS 1 Transmitter - (Single Channel)	416	EIRC 0632 RA TR	WHITE	1	\$81	\$81
RTS 4 Transmitter - (Four Channel)	416	EIRC 0633 RA TR	WHITE	1	105	105

(Continued on next page)



**RTS Single Channel Transmitter**

EIRC 0632 RA TR



**DecoFlex Wall Switch 1 CHANNEL**

ESWX 2038 1C WH



**RTS Four Channel Transmitter**

EIRC 0633 RA TR



**DecoFlex Wall Switch 5 CHANNEL**

ESWX 2038 5C WH

Specifications (including colors) subject to change without notice. Prices shown in U.S. dollars.



MechoSystems  
Corporate Headquarters  
42-03 35th Street  
Long Island City, NY 11101

T: +1 (718) 729-2020  
F: +1 (718) 729-2941  
E: info@mechosystems.com  
W: mechosystems.com

February 13, 2017  
page 191

# Components and Accessories

## Control System: Wireless Control

Name/Description	Prod. Code	Stock Number	Color	Minimum Packaging Quantity	Unit Price	Broken Pkg. Price
RTS Transmitters						
Telis 16 RTS, 16 channel hand-held transmitter		ESRS 0704 16 PU	WHITE	1	\$275	\$275
Table holder for Telis,		EIRC TELI TB HL	CLEAR	1	25	25
Telis mounting knobs, PKG/10		EIRC TELI MT KB	N/A	1	35	35
Kit for conversion of WT and IQ to RTS control		ERIC 3023 RARE	WHITE	1	180	180
MechoNet™ Daylight Sensor (WDS) - White		WDS9 EN01 TP BW	WHITE		Request quote from Estimating	
MechoNet Daylight Sensor (WDS) - Grey		WDS9 EN01 TP BG	GREY			
MechoNet Daylight Sensor (WDS) - Black		WDS9 EN01 TP BB	BLACK			
MechoNet Wireless Controller (MWC)		MWC9 EN01 TP WH				
Wireless Self Powered Switch		ESWX EN09 PC WH				
Wireless Occupancy Sensor		TBD				

Specifications (including colors) subject to change without notice. Prices shown in U.S. dollars.



MechoSystems  
Corporate Headquarters  
42-03 35th Street  
Long Island City, NY 11101

T: +1 (718) 729-2020  
F: +1 (718) 729-2941  
E: info@mechosystems.com  
W: mechosystems.com

February 13, 2017  
page 192

# Components and Accessories

## Control System: Wireless Control Accessories

Name/Description	Prod. Code	Stock Number	Color	Minimum Packaging Quantity	Unit Price	Broken Pkg. Price
<b>RTS Sensors/Interfaces</b>						
Sunis Wirefree Indoor RTS Sensor	416	10033PT	WHITE	1	\$240	\$240
Sunis Wirefree RTS External PhotoSensor	416	10060PT		1	280	280
Soliris RTS Sun and Wind Sensor	416	STRS 1051 KT 01	WHITE	1	\$317	\$317
Soliris Sun Sensor	416	STRS 0519 SU SN		1	68	68
Eolis 3D Wirefree RTS Wind Sensor, white	416	STRS 1052 WS WH	WHITE	1	223	223
Telis Soliris RTS US sun/wind 2-channel remote	416	10053PT-WH	WHITE	1	87	87
Eolis 3d mounting tabs	416	STRS 1054 FX JP	N/A	1	51	51
Transformer for Eolis/Soliris	416	STRS 1053 XF ES		1	51	51
RTS Timer Remote – Telis 1 Chronis RTS	416	CRTS 0385 24 WH	WHITE	1	232	232
RTS Timer Remote – Telis 1 Chronis RTS	416	CRTS 0385 24 SI	SILVER	1	232	232
RTS Repeater	416	RTSR 0450 RP TR		1	\$300	\$300
16 channel universal RTS interface with RS232 and RS485 support	416	16CH UNRS 23 32	N/A	1	671	671
Dry Contact to RTS Receiver	416	EIRC 3023 RA RE		1	\$265	\$265
MyLink WIFI to RTS Interface	416	RTSI 0001 RT IN		1	288	\$288
Z-Wave to RTS Interface 2	416	RTSI 0002 ZW RT		1	308	308
Animeo Solo 1 Zone Sensor Controller	416	10072-1ZPT		1	739	739
Animeo Solo 2 Zone Sensor Controller	416	10072-2ZPT		1	1186	1186

Specifications (including colors) subject to change without notice. Prices shown in U.S. dollars.



MechoSystems  
Corporate Headquarters  
42-03 35th Street  
Long Island City, NY 11101

T: +1 (718) 729-2020  
F: +1 (718) 729-2941  
E: info@mechosystems.com  
W: mechosystems.com

February 13, 2017  
page 193

# Components and Accessories

## IQ and Wireless Control System: Accessories

Name/Description	Prod. Code	Stock Number	Color	Minimum Packaging Quantity	Unit Price	Broken Pkg. Price
Terminator	416	10049PT		1	\$52	\$52
IQ2®/MLC Tester Switch	416	EMTX IQML TS WH	WHITE	1	85	85
IQ2® Motor limit setting tool	416	IMLC RM55 SC WH		1	117	117
RJ50 Coupler	416	ECPM RJ50 FE FE		1	6	6
RJ45-RJ12 Coupler	416	ESMC RJ45 RJ 12		1	12	12
IQ RJ45 Tee (original)	416	ECPM IQTE RJ 45		1	12	12
IQ2® Dual Splitter for motor	436	IQ2A 0002 WH AS	WHITE	1	13	13
RTS Motor Replacement Cable with 3-Prong Plug						
3 ft. (91 cm)	415	EPAD 0546 03 WH	WHITE	1	\$31	\$31
6 ft. (183 cm)	415	EPAD 0547 06 WH	WHITE	1	38	38
12 ft. (366 cm)	415	EPAD 0548 12 WH	WHITE		48	48
Limit Setting Tool for Somfy® ST30 Dry Contact	416	E1011B		1	48	48

\*For cables over 5 feet, add \$2.64 per linear foot for Metal Clad (MC) cables and \$0.81 per linear foot for non-plenum rated cables.

\*\*Note: 5-conductor is required for the FTS system.

Check with applicable local codes for compliance regarding use of Metal Clad (MC) Cables.

Specifications (including colors) subject to change without notice. Prices shown in U.S. dollars.



MechoSystems  
Corporate Headquarters  
42-03 35th Street  
Long Island City, NY 11101

T: +1 (718) 729-2020  
F: +1 (718) 729-2941  
E: info@mechosystems.com  
W: mechosystems.com

February 13, 2017  
page 194

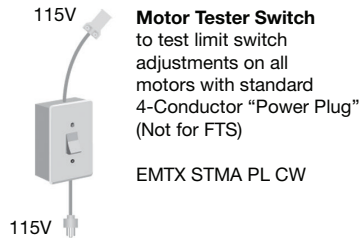
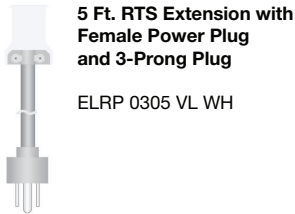



# Components and Accessories

## Control System: Accessories

Name/Description	Prod. Code	Stock Number	Color	Minimum Packaging Quantity	Unit Price	Broken Pkg. Price
<b>Plug-in Receptacles</b>						
4 pin, 4 conductor, recessed	416	EPPR ASSY PL BK	COLONIAL WHITE	1	\$44	\$44
6 pin, 5 conductor, recessed, FTS**	416	EPPR ASSY 6P BK	COLONIAL WHITE	1	44	44
<b>Motor Tester Switches</b>						
Universal Power Plug (4-Pin) - with Extension Cord	416	EMTX STMA PL CW	COLONIAL WHITE	1	\$77	\$77
<b>Modular Cable Tester</b>						
	416	ECAT SIEM ST M8		1	493	493
<b>5 ft. (152cm) J-Box Lead* (Female Disconnect Plug )</b>						
Metal Clad (MC), 4-Conductor (Plenum Rated)	415	ELDP 0305 PL MC		1	\$39	\$39
Metal Clad (MC), 5-Conductor** (Plenum Rated)	415	ELDP 1305 PL MC		1	42	42
4-Conductor	415	ELDP 0305 VL WH	WHITE	1	34	34
5-Conductor**	415	ELDP 0505 VL BK	BLACK	1	35	35
<b>Extensions* (Male/Female Disconnect Plugs)</b>						
4-Conductor - 5 ft.	415	ELDP 0310 VL GR	GREY	1	\$58	\$58
5-Conductor - 5 ft.**	415	ELDA 0305 VL WH	WHITE	1	60	60
<b>5 ft. (152cm) RTS Extension* with Female Power Plug and 3-Prong Plug</b>						
4-Conductor	415	ELRP 0305 VL WH	WHITE	1	\$58	\$58

\*\*Note: 5-conductor is required for the FTS system.



Specifications (including colors) subject to change without notice. Prices shown in U.S. dollars.



MechoSystems  
Corporate Headquarters  
42-03 35th Street  
Long Island City, NY 11101

T: +1 (718) 729-2020  
F: +1 (718) 729-2941  
E: info@mechosystems.com  
W: mechosystems.com

February 13, 2017  
page 195

# Components and Accessories

## Somfy® Accessories

Name/Description	Prod. Code	Stock Number	Color	Minimum Packaging Quantity	Unit Price	Broken Pkg. Price
<b>Contact Motor</b>						
<b>Dry Contact Wall Switch (open, close, stop)</b>	416	WHIS ST30 WA WH	WHITE	1	\$106	\$106
	416	WHIS ST30 WA CW	COLONIAL	1	111	111
<b>Wall Mount Transformers</b>						
24VDC 1.66A Wall Mount Plug-in (1-Motor)	416	E1122A			\$72	\$72
24VDC 2.5A Plug-in Table Top (1-Motor)	416	E1130A			213	213
24VDC 5A Plug-in Table Top (3-Motor)	416	E1131A			290	290
24VDC 5A Din Rail Mount (3-Motor)	416	E1131D			352	352
<b>12/24V Power Distribution Panel</b>	416	1224 POWD IT IT			164	164
<b>(5-Motor fused - 2 wire)</b>						
<b>ILT Programmable Network Switch - 3 Button</b>	416	PROG ILTN SW WH	WHITE	1	\$125	\$125
<b>ILT Limit Setting Tool</b>	416	ELSF 1020 VL WH	WHITE	1	119	119
<b>ILT 4-PIN Modular Splitter</b>	416	EILT 0491 4P SP		1	35	35
<b>ILT Network Interface</b>	416	INTE ILTP 00 00		1	102	102
<b>ILT Internet Protocol (IP) Interface</b>	416	INTE IPIL T0 01		1	729	729
<b>Power Distribution Panels with Enclosure</b>						
5 Motor Power Distribution Panel	416	10022PT		1	\$1,252	\$1,252
10 Motor Power Distribution Panel	416	10024PT		1	1,884	1,884
15 Motor Power Distribution Panel	416	10027PT		1	2,439	2,439
20 Motor Power Distribution Panel	416	10028PT		1	2,907	2,907

### Notes

All installations utilizing the Somfy® ST30 RS-485 Motor requires a power Distribution Panel for network and power connectivity.

Specifications (including colors) subject to change without notice. Prices shown in U.S. dollars.



MechoSystems  
Corporate Headquarters  
42-03 35th Street  
Long Island City, NY 11101

T: +1 (718) 729-2020  
F: +1 (718) 729-2941  
E: info@mechosystems.com  
W: mechosystems.com

February 13, 2017  
page 196

# General Terms and Conditions of Sale/Warranty

## Interior Product Use

### I. ACCEPTANCE OF ORDERS

All Buyers' Orders must include a Buyer's Purchase Order and a MechoShade Systems, Inc. (MSS) Order Form, and be signed by the Buyer. MSS is not bound by any terms listed on the Buyer's Order Form that are in variance with MSS's General Terms and Conditions of Sale/Warranty (hereafter "Terms and Conditions" or "Agreement"). Upon receiving MSS's Order Acknowledgment, the Buyer is considered to have accepted the Order as written and has agreed to MSS's Terms and Conditions. No Order, quotation, or Acknowledgment and no provisions of MSS's Terms and Conditions shall be subject to change in any respect, except as may be expressly agreed to in writing by an authorized officer of MSS. Failure of MSS to object to provisions contained in any Purchase Order or other communication from the Buyer in conflict or inconsistent with MSS's Terms and Conditions (including without limitations, penalty clauses, liability, or labor charges) shall not be construed as a waiver of these Terms and Conditions, nor an acceptance of any such conflicting or inconsistent provisions.

The Terms and Conditions herein constitute the entire Agreement between MSS and the Buyer. No other representations or warranties shall be binding against MSS. In no event shall MSS be responsible or liable for any special, direct, or consequential damages rising out of this Agreement with the Buyer. In no event shall MSS be responsible for costs for labor, the installation, reinstallation, or removal of MSS parts or components, access to the work, including, but not limited to, travel to and from the site, ladders, rigging, or scaffolding of any type. These Terms and Conditions do not constitute a franchise or establish an agency relationship and do not grant a trademark or any other expressed or implied license.

An Order is accepted as being complete only after receipt of all of the following, and is subject to acceptance by an officer of MSS ("MSS Order Acknowledgment"):

- 1) A signed Purchase Order reflecting quantity, price, all details, and, if required, final dimensions for fabrication.
- 2) A deposit, if required.
- 3) Credit approval.
- 4) Approved drawings and seam and/or batten diagrams, if applicable.
- 4.1) Approved shop drawings, if applicable.

- 5) The Buyer is required to provide all necessary details, specifications, and information to MSS for the proper fabrication of the Buyer's Order.
- 6) Shop drawings are provided upon request and at the cost of the Buyer. The minimum charge for shop drawings, architectural or electrical (A/E), is four (4) man-hours charged at the then-current rate. Note, any revision outside of the scope and responsibility will be subject to review and additional charges, the minimum being four (4) man-hours charged at the then-current rate.
- 6.1) A/E shop drawings are prepared for the Buyer. It is the Buyer's responsibility to verify that the scope of the shop drawings are consistent with the Buyer's contract and scope of work, and consistent with the jobsite conditions.
- 6.2) MSS Price List orders do not include the cost for reviewing or preparing shop drawings.
- 6.3) Special contract projects submitted to MSS for pricing will include an allowance for shop drawings, which allowance shall be clearly identified.

### II. PRICES

Prices are for materials and/or fabricated products only, ex-works MSS factory, and do not include shipping, installation, or shop drawings, unless otherwise indicated, or any federal, state, or local taxes. Prices and specifications are subject to change without notice. Written quotations expire 90 days from the date of the quotation, unless otherwise specified. In the event that the Buyer requests to postpone the delivery date of a previously accepted Order, MSS on its sole discretion reserves the right to fabricate, bill, and hold. Payment is due in accordance with sale terms, shipped or unshipped. If MSS agrees in writing to a postponed delivery date, the price that applies to this Order shall be the price in effect on the postponed shipping date.

### III. ORDER CHANGE POLICY

MSS routinely provides a printed (faxed or emailed) Order Acknowledgment for every order we enter. This is provided to our customers to offer an opportunity to correct any errors or omissions in instructions for the related customer requirement. Changes to an order received and acknowledged shall be reviewed for cost and delivery impact, if any. If the customer requests a change, a new order date is required due to the interruption in processing the order. The new order date is implemented upon receipt of the qualifying information which will then allow for proceeding with the order. A change in part of an

order will affect the delivery date of the entire order.

**a.** If the order is to be completed "as is", it will be returned to the production floor and will be manufactured as close to the original "promise" date as possible. The number of hold delay days shall be added to the original proposal delivery date, plus the number of days it was held up for processing the change request.

**b.** If the order is to be changed, we will edit the order and the order lead time will be reset as if this were a new order being entered with the current standard lead time for the products in question.

**c.** If fabric or special materials for a large/impact order are required and are purchased by MSS and the Buyer later cancels the order or changes the specifications or size of the order, the Buyer shall be held responsible for the additional cost of the fabric, special materials purchased, or inventory costs. A restocking or fabrication charge may be applied to the order.

In the event a customer requests changes to their orders and/or files claims for incorrect-sized product on a more than usual frequency, MSS may, at our option, implement an "Acknowledge and Hold" process, requiring the dealer in question to confirm receipt and acceptance of our Order Acknowledgment prior to releasing to production. (This may delay the order lead time by the time-length lapse between our Order Acknowledgment and the dealer's confirmation of acceptance.)

### IV. CANCELLATION

All Orders, including for shop drawings, are custom in nature and cannot be cancelled by the Buyer. In the event of cancellation, the shop drawing work shall cease. The billing for the work to the date of cancellation will be provided at the current rate.

In the event MSS agrees in writing by an authorized officer to the cancellation of an order prior to commencement of shop drawings and/or fabrication, said Order shall be subject to a minimum 25 – 50% cancellation and/or restocking charge. Special-order and non-standard items shall be paid in full at quoted price. Engineering, design, and development charges may apply. In the event the Order has been entered for fabrication, an evaluation of the costs to the company shall be made. Such costs, overhead, and profit shall be charged to the Buyer.

### V. TERMS OF PAYMENT

Terms of payment are the net amount, payable within 30 days. A 1.5% per month interest fee may be

charged for late payment, as specified in MSS's Order Acknowledgment and in MSS's Invoice, regardless of terms indicated in the Buyer's Order Form or other documents.

Outstanding balances unpaid on the due dates shall be subject to payment of an interest fee until paid at the maximum legally permissible rate of interest in the state having jurisdiction of the transaction. In the event of substantial changes in the financial condition of the Buyer, including but not limited to bankruptcy, change of ownership, or change in credit rating, MSS reserves the right to cancel the Purchase Order and/or MSS Order Acknowledgment without liability for damages to the Buyer, and/or change of credit terms to the company, and/or request a deposit or full payment in advance.

A change in stock ownership of the company effects credit and shall require submitting for credit approval as a new company.

### VI. DELIVERY

MSS will use best efforts to ship within the committed timeframe. The start date for delivery commitment shall be the date of receipt of all dimensions and approvals. All shipments are Point of Shipment, ex-works, freight-collect, or prepaid-and-charge as determined by MSS. MSS shall specify Point of Shipment on its MSS Order Acknowledgment, and MSS shall select billing, routing, and the method of transportation if not specified on Buyer's Purchase Order.

Claims for lost or damaged shipments shall be reported immediately to both the carrier and MSS. The company ordering and contracting for the shipping is required to file all claims. Annotations shall be placed on all delivery receipts signed by the Buyer. Packaging shall be retained for inspection. The Buyer shall inspect the merchandise upon delivery and in the event defects or damages are noticed, both the carrier and MSS shall be immediately contacted by telephone. If the carrier fails to send an inspector within five (5) days, a request shall be made in writing to the carrier and MSS confirming the telephone request for an inspection. Should the Buyer, in the first instance, fail to properly file a claim with the carrier, substantiated in accordance with its rules and within its time limit, any possibility of claim for defect against MSS is waived. Removal of the product and/or original packaging prior to MSS and insurance inspection without written approval from MSS and/or the insurer may, at MSS and insurer's option, cancel all warranties and invalidate claims

*Specifications (including colors) subject to change without notice. Prices shown in U.S. dollars.*



MechoSystems  
Corporate Headquarters  
42-03 35th Street  
Long Island City, NY 11101

T: +1 (718) 729-2020  
F: +1 (718) 729-2941  
E: info@mechosystems.com  
W: mechosystems.com

February 13, 2016  
page A1

# General Terms and Conditions of Sale/Warranty (continued)

## Interior Product Use

to MSS and/or the insurer.

### VII. SHIPPING DELAYS

Unless otherwise specified by MSS, shipping dates provided by MSS at the request of the Buyer are approximate; deviation from estimated shipping schedules shall not entail penalties or damages, nor shall it be an acceptable ground for cancellation of the Order.

MSS shall not be responsible for any loss or damages to the Buyer (or any Third Party) occasioned by the non-performance of any of MSS's obligations under the contract when due to any cause beyond MSS's reasonable control, including, without limitations, an act of God, an act or omission of the Buyer, an embargo or other governmental act, delays in transportation, or an inability to obtain the necessary labor, material, or manufacturing facilities.

### VIII. WARRANTY

MSS Warranty is for the use of MSS's products for interior use only and is not warranted for exterior use or installation unless specifically indicated by, but not limited to, MSS's published information, its website, Order Acknowledgment, and/or published literature.

Please see MSS's Terms and Conditions for any additional information. The Terms and Conditions between the Buyer and MSS constitute the entire agreement between MSS and the Buyer and MSS and the Buyer's customers. No other representations or warranties shall be binding against MSS.

MSS warrants to the original Buyer and those Transferees specifically authorized herein that its products are free of manufacturing defects in factory materials or workmanship for the following specified warranty periods:

#### Hardware, accessories, and shadecloth:

MSS Warranty is for the range of standard size shades as indicated in MSS's published Price List or website.

MSS does not extend its Warranty to a dealer or similar entity who brokers the product to another dealer or similar entity. There is no restriction on the transfer of the Warranty to the main, general or interior contractor, or owner, in accordance with their interest when provided by the original Buyer from MSS.

MSS Warranty applies to MSS products fabricated by MechoShade Systems, Inc. Lifetime Limited Warranty

is defined to be the life of the project for which it was originally purchased, not to exceed 25 years from the date of shipment for the specified products only. Warranty for unnamed hardware and fabrics shall not exceed 10 years from date of shipment. Warranty for unnamed electronics shall not exceed five (5) years.

All warranties shall be from date of shipment, within the published standard fabricated size shades only. All shades larger than MSS's published shade sizes in any one direction are deemed to be Monumental shades and/or High-Bay shades if mounted 20 ft. (6.09m) or more from the finished floor.

#### Products:

- Mecho®/5 and ElectroShade® hardware with ThermoVeil®, EuroVeil®, EuroTwill®, Equinox, Midnite®, and Classic Blackout shade cloths – 25 years.
- EcoVeil® – 10 years with MSS hardware, fabricated by MSS.
- MirroFilm® – Five (5) years with MSS hardware, fabricated by MSS.
- Customer's Own Material (COM) is not warranted.
- Unnamed MSS fabrics – 10 years, fabricated by MSS.
- COM fabrics are not warranted.
- The bead chain in all manual systems is a fail-safe component and is not included in any MSS Warranty.
- Mecho SlimLine® – 10 years.
- Mecho SlimLine and UrbanShade® hardware with ThermoVeil, EuroVeil, EuroTwill, Equinox, Midnite, and Classic Blackout shade cloths – 10 years.
- MagnaShade® – 10 years with specifically approved MSS shade cloths, fabricated by MSS. No other shade cloths are warranted.
- The MagnaShade System requires cleaning of the cradle at least once (1) each year to clear it of particulate that may accumulate over time.
- MagnaShade hardware provided by others – 10 years.
- MagnaShade shade-band fabrication by others is not warranted by MSS.

#### Controls, Electrical, Electronic Accessories, and Motors:

- Five (5) years from date of shipment.
- MSS reserves the right to provide refurbished replacement motors and electronics under warranty which shall be warranted to the end of the term of the original purchase warranty.

#### Software/Automated Systems:

- MSS Automation hardware warranty shall be the manufacturer's warranty and shall pass through to the Buyer.
- Electronic components are warranted to be free of manufacturing defects for five (5) years.
- Software is warranted against material defects.
- Software modified for a specific project may have project-specific warranties.
- SolarTrac® fine-tuning requires IP access during normal MSS business hours (E.S.T./E.D.S.T.).
- SolarTrac Infinity: Fine-tuning online commences after a project's substantial completion for a six (6) month solar-solstice period, from December 21 – June 21 or June 21 – December 21.
- SolarTrac 50: Fine-tuning online commences after a project's substantial completion for a three (3) month period commencing upon the date of substantial completion.
- SolarTrac/12-SunDialer®: one (1) month period of fine-tuning commencing upon date of occupancy.
- SolarTrac and System Training: In order for the MSS Warranty to be in full force and effect, the owner and/or user shall provide appropriately educated staff for an end-to-end commissioning/training period of two (2) full days for certification and operation of MSS Automated and Control Systems from the motors to the central server, and one (1) full day for education on the operation SolarTrac for the warranty to be in full force and effect for the operating system.
- Service and maintenance of the computer hardware is the responsibility of the Buyer/User.
- MSS recommends annual service and review of the hardware and connectivity of all motorized, High-Bay and Monumental shades for the MSS Warranty to be in full force and effect.
- MSS recommends a multi-year software service agreement to keep the Warranty in full force and effect. All in accordance with MSS's Terms and Conditions.

The MSS Limited Warranties are exclusive and in lieu of all other warranties, whether written, oral, or implied (including any implied warranty of merchantability, fitness for a particular purpose, or otherwise).

Monumental shades are defined to be all shades where any one dimension of the shade is larger than MSS's published list of fabricated shade sizes or 20 ft. (6.09m), whichever is greater. High-Bay shades are deemed to be all shades mounted 20 ft. (6.09m) or more from the floor.

The MSS Warranty for Monumental/High-Bay shades shall be limited to 10 years for hardware and shade cloth, five (5) years for motors and electronics. If any part of a MSS product (except for images or artwork on shade cloths) is found in the reasonable judgment of MSS to be defective in factory materials or workmanship during the above-prescribed warranty periods, MSS will repair or replace the defective part at its option. Repair or replacement under this Warranty does not include shipping, labor or costs for installation, reinstallation, removal of MSS products, parts, or components. This Warranty extends only to the original Buyer for MSS products installed by an authorized MSS dealer representative. MSS shall be promptly notified of all complaints or claimed product defects, with sufficient time for MSS to inspect the product on site or at the dealer's facility. Removal of the product and/or original packaging prior to MSS and insurance inspection, without written approval from MSS and/or the insurer, may, at MSS and insurer's option, cancel all warranties and invalidate claims to MSS and/or the insurer.

#### Exterior Shades:

Shades mounted to the exterior and/or exposed to outdoor environmental conditions are excluded from this warranty and will be subject to a specific warranty that may be written for the specific project.

This Warranty does not apply if any of the following exclusions exist:

- The product has been subject to misuse, abuse, neglect, negligence, accident, or has been operated in any way contrary to MSS's operating instructions or specifications.
- Damages or conditions have resulted from improper cleaning, maintenance, care, or repair of the product.
- The product has been improperly installed or not installed according to MSS's guidelines or specifications.
- MSS's written instructions for wiring components, installation, or wiring of electrical connections were not followed.
- The product has been used to perform functions or has been operated in a manner contrary to its design or otherwise has been used in a manner contrary to or in excess of MSS's specifications, drawings, or instructions.
- The product has been used with electrical accessories or parts (such as switches, relays, or other accessory components) that have not been previously approved in writing by the MSS Engineering Department.
- If any electrical accessories and/or other components

Specifications (including colors) subject to change without notice. Prices shown in U.S. dollars.



MechoSystems  
Corporate Headquarters  
42-03 35th Street  
Long Island City, NY 11101

T: +1 (718) 729-2020  
F: +1 (718) 729-2941  
E: info@mechosystems.com  
W: mechosystems.com

February 13, 2016  
page A2



# General Terms and Conditions of Sale/Warranty (continued)

## Interior Product Use

have been used in disregard to the basic wiring diagram for which they were designed.

- Failure to comply with all of MSS's written instructions and specifications.
- Repairs are made necessary from normal wear of the product or by use of parts or accessories which are either incompatible with the product or otherwise adversely affect its operation, performance, or durability.
- Claims for Subsequent Failure: In the event of a claim of faulty products installed or not installed, the Buyer shall promptly notify MSS and provide access to the work and claimed faulty product. MSS reserves the right to remove and repair and/or replace at its unilateral discretion. The Buyer is not authorized to provide services of any kind and charge back to MSS without written approval from an authorized officer of MSS. MSS has final right of refusal.
- The product is used for non-interior applications or otherwise exposed to outdoor environmental conditions. MSS requires that the Buyer license or own the right to reproduce all images or artwork, photographs, and other intellectual property provided by the Buyer, its agents, or customers. The Buyer shall indemnify, defend, and hold harmless MSS, its imaging supplier, and their employees and officers against any claims or actions for alleged or actual copyright or trademark infringement or any other claims resulting from reproduction of the images or artwork in any form or any other use of the images or artwork by the Buyer, MSS, its imaging supplier, or other Third Parties.

THE FOREGOING WARRANTIES ARE EXCLUSIVE AND IN LIEU OF ALL OTHER WARRANTIES, WHETHER WRITTEN, ORAL, OR IMPLIED (INCLUDING ANY IMPLIED WARRANTY OF MERCHANTABILITY, FITNESS FOR A PARTICULAR PURPOSE, OR OTHERWISE). MSS SPECIFICALLY DISCLAIMS ALL OTHER EXPRESS OR IMPLIED WARRANTIES, INCLUDING MERCHANTABILITY, FITNESS FOR A PARTICULAR PURPOSE, OR OTHERWISE IN THEIR ENTIRETY. MSS'S OBLIGATION UNDER THIS WARRANTY IS STRICTLY AND EXCLUSIVELY LIMITED TO THE REPAIR OR REPLACEMENT OF DEFECTIVE PARTS AS HEREIN DESCRIBED, AND MSS DOES NOT ASSUME (OR AUTHORIZE ANYONE TO ASSUME FOR MSS) ANY OTHER OBLIGATION, WHETHER WRITTEN, ORAL, OR IMPLIED. NOTWITHSTANDING ANY OTHER REPRESENTATIONS OR AGREEMENTS BY ANY PARTY OR NON-PARTY, WHETHER WRITTEN, ORAL, OR IMPLIED.

MSS ASSUMES NO RESPONSIBILITY AND SHALL NOT BE LIABLE TO THE ORIGINAL BUYER OR ANY OTHER PARTY OR NON-PARTY FOR ANY PERSONAL INJURY, LOSS, OR DAMAGE, WHETHER DIRECT, LIQUIDATED, INCIDENTAL, OR CONSEQUENTIAL, INCLUDING BUT NOT LIMITED TO THE LABOR OR COSTS RELATED TO THE ACCESS TO THE WORK, REPLACEMENT OF A DEFECTIVE PRODUCT OR PARTS OR INSTALLATION, REINSTALLATION, OR REMOVAL OF SUCH PRODUCT OR PARTS, EXPENSE OF RETURNING A PRODUCT OR PART TO MSS OR ITS AUTHORIZED DEALER OR THE EXPENSE OF DELIVERING IT BACK TO THE ORIGINAL BUYER, LOSS OR DAMAGE TO PERSONAL OR REAL PROPERTY, LOSS OF REVENUE, LOSS OF THE USE OF THE PRODUCT, LOSS OF TIME, OR INCONVENIENCE.

This Warranty gives the original Buyer and those Transferees specifically authorized herein specific legal rights, and the original Buyer may also have other rights, which vary from state to state. All costs related to installation and reinstallation of the MSS equipment covered by this Warranty are not the responsibility of MSS. MSS will not be responsible for any consequential or liquidated damages during or following the installation procedures, regardless of agreements required by or made by others. Before using, the Buyer and/or the ultimate user shall determine that the product is suitable for the intended application, and user assumes all risks and liability in connection therewith. Product specifications can be obtained by contacting MSS or an authorized MSS dealer.

This Warranty may only be changed or modified with the express, written consent of a MSS corporate officer so authorized. Any removals, modifications, or changes to the system due to changes in the tenant occupancy must be reviewed and approved by MSS and the work performed by an authorized MSS representative pursuant to a valid, written contract dealer-representative agreement with MSS. If the Buyer resells any MSS products, it shall include all of the Terms and provisions of this Warranty in such resale.

MSS's responsibility to any such Third Party shall be no greater than MSS's responsibility under the Warranty to the original Buyer.

### IX. RETURNS

No returns will be accepted without prior written authorization by MSS. All returns must be accompanied by a Return Authorization Number, issued by MSS and

are subject to a minimum 25 – 50% restocking charge.

All unauthorized returns will be refused. The return shipment is to be freight prepaid by the Buyer, and under no circumstances shall the Buyer deduct the value of the returned merchandise from any remittance due.

### X. TITLE

Risk of loss on all products shall pass to the Buyer at the ex-works, Point of Shipment. However, MSS shall retain a security interest in the products until fully paid and the Buyer agrees to perform all acts which may be necessary to perfect and assure the security interest in such equipment by MSS. In the event that MSS wishes to file a security interest in the products, pursuant to the Uniform Commercial Code, the Buyer authorizes MSS to file such financing statements without the Buyer's signature.

### XI. DEFAULT

In the event of Buyer's default in payment for the products purchased hereunder upon the Terms and Conditions agreed upon with MSS, to the extent permissible under New York State Law, the Buyer shall be responsible for all reasonable costs and expenses, including reasonable attorneys' fees, incurred by MSS in collecting any sums owed by the Buyer, and MSS shall not be obligated to make any further deliveries to the Buyer.

### XII. SUBSTITUTES

MSS may furnish substitutes for materials not obtainable because of priorities or regulations established by governmental authorities, or because of a non-availability of materials from suppliers, provided such substitutions will not affect the technical soundness of the product or its performance.

MSS policy is of continuous improvement for its products which requires the latest improvement be utilized without notice to the Buyer.

### XIII. ERRORS

Typographical or clerical errors in price lists, quotations, specifications, printed documents or publications, Orders, or Acknowledgments are subject to change and/or correction, and may be changed without notice.

### XIV. DIMENSIONS

The dimensions and measurements in MSS printed documents are approximate at the date of publication and may be superseded thereafter. The Buyer should consult the factory before utilizing such information. All specifications shall be subject to change without notice

### XV. WAIVER

The failure of MSS to seek redress for any breach or violation of, or to insist upon the strict performance of, any covenant or condition of this Agreement, shall not operate as a waiver of any subsequent breach or violation. The receipt by MSS of any payment, with knowledge of the breach of any covenant of this Agreement, shall be deemed to have been waived by MSS unless such waiver be in writing signed by MSS.

### XVI. APPLICABLE LAW

The laws of the State of New York shall govern the interpretation of the provisions of this Agreement.

### XVII. ARBITRATION

In the event of a dispute, resolution shall be through binding arbitration in New York, New York, or Phoenix, Arizona, under the national or international rules of the American Arbitration Association, with one (1) arbitrator. In the event the claim is \$200,000 or more, three (3) arbitrators shall be selected by the parties. All arbitration costs shall be shared by the parties.

*Specifications (including colors) subject to change without notice. Prices shown in U.S. dollars.*



MechoSystems  
Corporate Headquarters  
42-03 35th Street  
Long Island City, NY 11101

T: +1 (718) 729-2020  
F: +1 (718) 729-2941  
E: info@mechosystems.com  
W: mechosystems.com

February 13, 2016  
page A3

# Shade, Tube, and Maximum Roll-Up Diameter Standards

## Model Numbers—Manual Shades

Model No.	Description	Max. Roll Up Diameter without Fascia (in.)	Maximum Roll Up Diameter with Fascia (in.)	Comments
SU-3CP	UrbanShade® Brackets (Captured), Single Band, Manual	2-15/32	2-15/32	2.48 in.
SU-3CT	UrbanShade® Brackets (Continuous), Single Band, Manual	2-15/32	2-15/32	2.48 in.
SU-3CS	UrbanShade® Cassette, Single Band, Manual	2-11/32	2-11/32	2.34 in.
UD-MPS	Urban Double Manual Solar Captured	2-15/32	2-15/32	2.48 in.
UD-MPB	Urban Double Manual Blackout Captured	2-15/32	N/A	2.48 in.
UD-MTS	Urban Double Manual Solar Continuous	2-15/32	2-15/32	2.48 in.
UD-MTB	Urban Double Manual Blackout Continuous	2-15/32	N/A	2.48 in.
MS-SL	Mecho® SlimLine® Brackets	2-3/4	2-1/4	
M5-WI	Mecho®/5 Wide Brackets	2-3/4	2-3/4	
M5-PKT	Mecho®/5 Pocket Brackets	4	N/A	
M5-EXT	Mecho®/5 Extended Brackets	5	3-7/16	
M5-WID	Mecho®/5 Wide Brackets Double Fascia (regular and reverse roll)	2-3/4	2-3/4	
M5-HWB	Mecho®/5 Doubleshade #10 Brackets, Rear/Blackout	2-3/4	N/A	
M5-HWS	Mecho®/5 Doubleshade #10 Brackets, Front/Sunscreen	2-3/4	2-3/4	
M5-VWB	Mecho®/5 Doubleshade #15 Brackets, Top/Blackout	2-3/4	N/A	
M5-VWS	Mecho®/5 Doubleshade #15 Brackets, Bottom/Sunscreen	4-15/16	3-3/8	
M5-VWB	Mecho®/5 Doubleshade #16 Brackets, Right/Drive	2-3/4	N/A	
M5-VWS	Mecho®/5 Doubleshade #16 Brackets, Left/Drive	4-15/16	3-3/8	
SO-PTS	PanelTrac®, Manual	N/A	N/A	

### Notes

- **Ordering Shadecloth**  
Please use the model number to refer to bracket requirements.
- **Reading Confirmation Orders**  
Please use the model number to confirm descriptions
- **Doubleshades**  
Doubleshades use separate model numbers for the sunscreen and blackout shades on a common bracket, which are separate line items on your order.

Specifications (including colors) subject to change without notice. Prices shown in U.S. dollars.



MechoSystems  
Corporate Headquarters  
42-03 35th Street  
Long Island City, NY 11101

T: +1 (718) 729-2020  
F: +1 (718) 729-2941  
E: info@mechosystems.com  
W: mechosystems.com

February 13, 2016  
page A4

# Shade, Tube, and Maximum Roll-Up Diameter Standards

## Model Numbers—Motorized Shades

Model No.	Description	Max. Roll Up Diameter without Fascia (in.)	Maximum Roll Up Diameter with Fascia (in.)	Comments
ES-I	Electro <sup>®</sup> /1 Brackets	4-1/4	N/A	
ES-I08	Electro <sup>®</sup> /1 <16° Radius Brackets	4-1/4	N/A	
ES-I45	Electro <sup>®</sup> /1 <45° Radius Brackets	4-1/4	N/A	
ES-EXT	Electro <sup>®</sup> /1 Extended Brackets	6-3/8	N/A	
ES-IE8	Electro <sup>®</sup> /1 Extended <16° Radius Brackets	6-3/8	N/A	
ES-IE5	Electro <sup>®</sup> /1 Extended <45° Radius Brackets	6-3/8	N/A	
ES-NB1	Electro <sup>®</sup> /1 Doubleshade <sup>®</sup> #13 Brackets, Top/Blackout	3-1/8	N/A	
ES-NS1	Electro <sup>®</sup> /1 Doubleshade #13 Brackets, Bottom/Sunscreen	3-1/8	N/A	
ES-II	Electro <sup>®</sup> /2 Brackets	N/A	4-1/4	
ES-208	Electro <sup>®</sup> /2 <16° Radius Brackets	N/A	4-1/4	
ES-245	Electro <sup>®</sup> /2 <45° Radius Brackets	N/A	4-1/4	
ES-EX5	Electro <sup>®</sup> /2 Extended Brackets, 5-1/8 in. R.U.D.	N/A	5-1/8	
ES-EX6	Electro <sup>®</sup> /2 Extended Brackets, 6-3/8 in. R.U.D.	N/A	6-3/8	
ES-2E8	Electro <sup>®</sup> /2 Extended <16° Radius Brackets, 5-1/8 in. R.U.D.	N/A	5-1/8	
ES-2E5	Electro <sup>®</sup> /2 Extended <45° Radius Brackets, 5-1/8 in. R.U.D.	N/A	5-1/8	
ES-2X8	Electro <sup>®</sup> /2 Extended <16° Radius Brackets, 6-3/8 in. R.U.D.	N/A	6-3/8	
ES-2X5	Electro <sup>®</sup> /2 Extended <45° Radius Brackets, 6-3/8 in. R.U.D.	N/A	6-3/8	
ES-NB2	Electro <sup>®</sup> /2 Doubleshade #17 Brackets, Top/Blackout	3-1/8	N/A	
ES-NS2	Electro <sup>®</sup> /2 Doubleshade #17 Brackets, Bottom/Sunscreen	N/A	3-5/8	

### Notes

- **Ordering Shadecloth**  
Please use the model number to refer to bracket requirements.
- **Reading Confirmation Orders**  
Please use the model number to confirm descriptions
- **Doubleshades**  
Doubleshades use separate model numbers for the sunscreen and blackout shades on a common bracket, which are separate line items on your order.

Specifications (including colors) subject to change without notice. Prices shown in U.S. dollars.



MechoSystems  
Corporate Headquarters  
42-03 35th Street  
Long Island City, NY 11101

T: +1 (718) 729-2020  
F: +1 (718) 729-2941  
E: info@mechosystems.com  
W: mechosystems.com

February 13, 2016  
page A5

# Shade, Tube, and Maximum Roll-Up Diameter Standards

## Model Numbers—Motorized Shades

Model No.	Description	Max. Roll Up Diameter without Fascia (in.)	Maximum Roll Up Diameter with Fascia (in.)	Comments
ES-III	Electro®/3 Brackets	2-3/4	2-3/4	
ES-308	Electro®/3 <16° Radius Brackets	2-3/4	2-3/4	
ES-345	Electro®/3 <45° Radius Brackets	2-3/4	2-3/4	
ES-3PK	Electro®/3 Pocket Brackets	4	N/A	
ES-3P8	Electro®/3 Pocket <16° Radius Brackets	4	N/A	
ES-3P5	Electro®/3 Pocket <45° Radius Brackets	4	N/A	
ES-3EX	Electro®/3 Extended Brackets	5	3-7/16	
ES-3E8	Electro®/3 Extended <16° Radius Brackets	5	3-7/16	
ES-3E5	Electro®/3 Extended <45° Radius Brackets	5	3-7/16	
ES-HB3	Electro®/3 Doubleshade® #20 Brackets, Rear/Blackout	2-3/4	N/A	
ES-HS3	Electro®/3 Doubleshade® #20 Brackets, Front/Sunscreen	2-3/4	2-3/4	
ES-NB3	Electro®/3 Doubleshade® #21 Brackets, Top/Blackout	2-3/4	N/A	
ES-NS3	Electro®/3 Doubleshade® #21 Brackets, Bottom/Sunscreen	4-5/16	3-3/8	
SUE-3CP	Urbanshade® Brackets Captured End Cap, Single Band, Motorized, 24-V	2-15/32	2-15/32	2.48 in.
SUE-3CT	Urbanshade® Continuous, Single Band, Motorized, 24-V	2-15/32	2-15/32	2.48 in.
SUE-3CS	Urbanshade® Battery and Cassette, Single Band, Motorized, 24-V	2-11/32	2-11/32	2.34 in.
UD-EPS	Urban Double Motorized Solar Captured	2-15/32	2-15/32	2.48 in.
UD-EPB	Urban Double Motorized Blackout Captured	2-15/32	2-15/32	2.48 in.
UD-ETS	Urban Double Motorized Solar Continuous	2-15/32	2-15/32	2.48 in.
UD-ETB	Urban Double Motorized Blackout Continuous	2-15/32	2-15/32	2.48 in.

Specifications (including colors) subject to change without notice. Prices shown in U.S. dollars.



MechoSystems  
Corporate Headquarters  
42-03 35th Street  
Long Island City, NY 11101

T: +1 (718) 729-2020  
F: +1 (718) 729-2941  
E: info@mechosystems.com  
W: mechosystems.com

February 13, 2016  
page A6

### Notes

- **Ordering Shadecloth**  
Please use the model number to refer to bracket requirements.
- **Reading Confirmation Orders**  
Please use the model number to confirm descriptions
- **Doubleshades**  
Doubleshades use separate model numbers for the sunscreen and blackout shades on a common bracket, which are separate line items on your order.



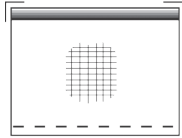
# Important Considerations When Ordering

## MechoShades®, ElectroShades®, or UrbanShade® Systems

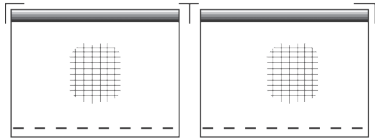
### Single- or Multi-Banded

Shades may be either single-banded (operating with one drive chain or motor), or multi-banded (operating with up to four bands on a single motor).

#### Single Band



#### Multi Band

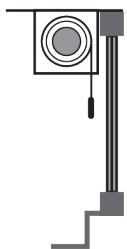


(Two or more shade bands on one operator MechoShades® or ElectroShades®)

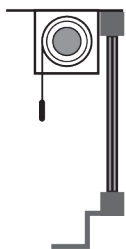
### Regular Roll or Reverse Rolls

Shades may be either Regular Roll where shades roll down off the roll towards the window, or Reverse Roll where shades roll down off the roll toward you, the user.

#### Regular Roll



#### Reverse Roll

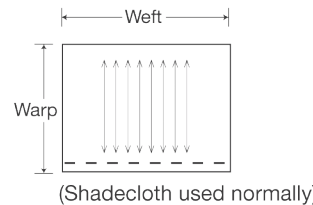


### Non-Railroaded or Railroaded

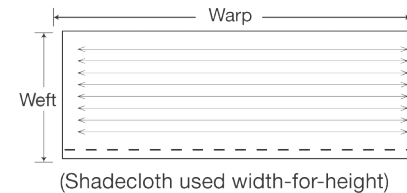
Non-Railroaded shades are shades where the width of the window is less than the width of the shade cloth, and the height of shade runs vertically on the shade cloth.

Railroaded shades are shades where the width of the window is greater than the width of the shade cloth, and the height of the shade cloth is rotated horizontally and trimmed to the width of the shade. Several Railroaded pieces of shade cloth are then joined together with either a seam joint or a batten joint to form a single band.

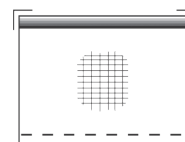
#### Non-Railroaded



#### Railroaded (Landscape)

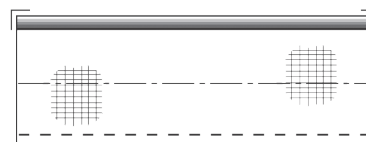


#### Single width



(No seams)

#### Multi width (Landscape)



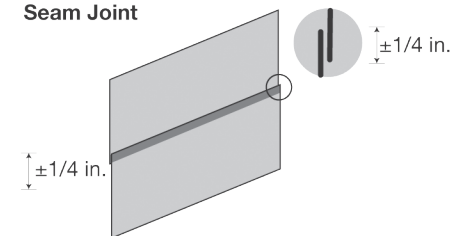
(A shade band with two or more widths joined with a seam or batten)

### Seam Joints or Batten Joints

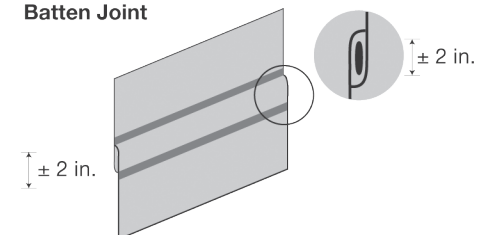
A Seam Joint is a 1/4 in. welded overlap of two shade cloth pieces. Shades over 84 in. wide require additional stabilization, in the form of a Batten Joint, to prevent the edges from curling. A Batten Joint has a 2 in. welded overlap with concealed stabilizers.

For 96 in. wide Non-Railroaded fabrics, seams will be used unless width-to-height ratio exceeds 4:1.

#### Seam Joint



#### Batten Joint



Specifications (including colors) subject to change without notice. Prices shown in U.S. dollars.



MechoSystems  
Corporate Headquarters  
42-03 35th Street  
Long Island City, NY 11101

T: +1 (718) 729-2020  
F: +1 (718) 729-2941  
E: [info@mechosystems.com](mailto:info@mechosystems.com)  
W: [mechosystems.com](http://mechosystems.com)

February 13  
page A7