

**ILLINOIS STATE BOARD OF EDUCATION**  
School Business Services Division

School District  
 Joint Agreement

**Accounting Basis:**

Cash  
 Accrual

**SCHOOL DISTRICT/JOINT AGREEMENT BUDGET FORM \***  
**July 1, 2020 - June 30, 2021**

Unbalanced budget, however, a deficit reduction plan is not required at this time.

**Date of Amended Budget:** 09/14/20  
(MM/DD/YY)

**District Name:** Orland School District 135

**District RCDT No:** 07-016-1350-02

**If your FY20 AFR states that you need to do a deficit reduction plan and your FY21 budget is balanced please state the measures you took to have your budget become balanced. (Bckgrnd-Assumpt 25-26)**

Budget of Orland School District 135, County of Cook,  
State of Illinois, for the Fiscal Year beginning July 1, 2020 and ending June 30, 2021.

WHEREAS the Board of Education of Orland School District 135,  
County of LOOK, State of Illinois, caused to be prepared in tentative form a budget, and the Secretary

of this Board has made the same conveniently available to public inspection for at least thirty days prior to final action thereon;  
AND WHEREAS a public hearing was held as to such budget on the 14 day of September, 20 20,  
notice of said hearing was given at least thirty days prior thereto as required by law, and all other legal requirements have been complied with;

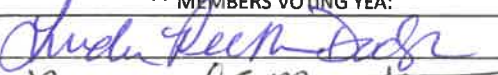
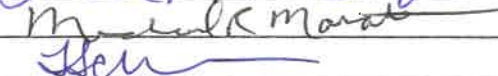


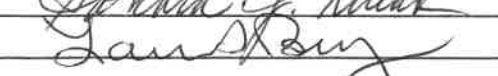

NOW, THEREFORE, Be it resolved by the Board of Education of said district as follows:

Section 1: That the fiscal year of this school district be and the same hereby is fixed and declared to be  
beginning July 1, 2020 and ending June 30, 2021.

Section 2: That the following budget containing an estimate of amounts available in each Fund, separately, and expenditures from each be  
and the same is hereby adopted as the budget of this school district for said fiscal year.

**ADOPTION OF BUDGET**

The budget shall be approved and signed below by members of the School Board. Adopted this 14th  
day of September, 20 20 by a roll call vote of \_\_\_\_\_ Yeas, and \_\_\_\_\_ Nays, to wit:

** MEMBERS VOTING YEA:	** MEMBERS VOTING NAY:
	
	
	
	
	
	

\* Based on the 23 Illinois Administrative Code-Part 100 and inconformity with Section 17-1 of the School Code.  
\*\* Type in the members who voted "YEA" nor "NAY". Actual school board member signatures are not required for electronic submission.  
(1) A certified copy of this document must be filed with the county clerk within 30 days of adoption as required by Section 18-50 of the Property Tax Code (35 ILCS 200/18-50).  
(2) Districts are required to submit the adopted/amended budget electronically to ISBE within 30 days of adoption or by October 30, whichever comes first. Budgets are submitted to **School Finance Report (SFR)**: <https://sec1.isbe.net/attachmgr/default.aspx>  
**The electronic version does not require member signatures, we do not accept PDF copies.**

BUDGET SUMMARY

A	B	C	D	E	F	G	H	I	J	K	L
	Act #	(10) Educational	(20) Operations & Maintenance	(30) Debt Service	(40) Transportation	(50) Municipal Retirement/ Social Security	(60) Capital Projects	(70) Working Cash	(80) Tort	(90) Fire Prevention & Safety	
1											
<i>Begin entering data on EstRev 5-10 and EstExp 11-17 tabs.</i> Description: Enter Whole Numbers Only											
2											
3		20,050,503	2,890,554	1,226,197	2,092,706	543,838	579,444	15,522,313	0	218,219	
4											
5		57,767,900	5,495,000	1,495,000	3,274,000	2,972,000	76,000	199,500	0	2,000	
6		0	0	0	0	0	0	0	0	0	
7		4,808,500	0	0	3,250,000	0	0	0	0	0	
8		2,796,000	0	0	0	0	0	0	0	0	
9		65,372,400	5,495,000	1,495,000	6,524,000	2,972,000	76,000	199,500	0	2,000	
10											
11		65,372,400	5,495,000	1,495,000	6,524,000	2,972,000	76,000	199,500	0	2,000	
12											
13		45,965,610				1,163,785			0		
14		19,858,170	5,575,000		6,601,930	1,771,325	1,400,000		0		
15		321,160	0	0	0	6,520			0		
16		415,000	0	0	0	0	0		0		
17		0	0	1,432,400	0	0	0		0		
18		500,000	0	0	0	0	0		0		
19		67,059,940	5,575,000	1,432,400	6,601,930	2,941,630	1,400,000		0		
20		0	0	0	0	0	0		0		
21		67,059,940	5,575,000	1,432,400	6,601,930	2,941,630	1,400,000		0		
22			(801,000)	62,800	(77,930)	30,370	(1,324,000)	199,500	0	2,000	
23											
24											
25											
26											
27							1,500,000				
28											
29											
30											
31											
32											
33											
34											
35											
36											
37											
38											
39											
40											
41											
42											
43											
44											
45											
46		0	0	0	0	0	1,500,000	0	0	0	



	A	B	C	D	E	F	G	H	I	J	K	L
	Description: Enter Whole Numbers Only	Acct #	Educational (10)	Operations & Maintenance (20)	Debt Service (30)	Transportation (40)	Municipal Retirement/ Social Security (50)	Capital Projects (60)	Working Cash (70)	Tort (80)	Fire Prevention & Safety (90)	
1	<i>Begin entering data on EstRev 5-10 and EstExp 11-17 tab.</i>											
2												
47	<b>OTHER USES OF FUNDS (8000)</b>											
49	<b>TRANSFER TO VARIOUS OTHER FUNDS (8100)</b>											
50	Abolishment or Abatement of the Working Cash Fund <sup>15</sup>	8110										
51	Transfer of Working Cash Fund Interest	8120							1,500,000			
52	Transfer Among Funds	8130							0			
53	Transfer of Interest <sup>6</sup>	8140										
54	Transfer from Capital Projects Fund to O&M Fund	8150										
55	Transfer of Excess Fire Prev & Safety Tax & Interest <sup>3</sup> Proceeds to O&M Fund and	8160										
56	Transfer of Excess Accumulated Fire Prev & Safety Bond <sup>3a</sup>	8170										
57	Net Proceeds to Debt Service Fund											
58	Taxes Pledged to Pay Principal on Capital Leases	8410										
59	Grants/Reimbursements Pledged to Pay Principal on Capital Leases	8420										
60	Other Revenues Pledged to Pay Principal on Capital Leases	8430										
61	Fund Balance Transfers Pledged to Pay Principal on Capital Leases	8440										
62	Taxes Pledged to Pay Interest on Capital Leases	8510										
63	Grants/Reimbursements Pledged to Pay Interest on Capital Leases	8520										
64	Other Revenues Pledged to Pay Interest on Capital Leases	8530										
65	Fund Balance Transfers Pledged to Pay Interest on Capital Leases	8540										
66	Taxes Pledged to Pay Principal on Revenue Bonds	8610										
67	Grants/Reimbursements Pledged to Pay Principal on Revenue Bonds	8620										
68	Other Revenues Pledged to Pay Principal on Revenue Bonds	8630										
69	Fund Balance Transfers Pledged to Pay Principal on Revenue Bonds	8640										
70	Taxes Pledged to Pay Interest on Revenue Bonds	8710										
71	Grants/Reimbursements Pledged to Pay Interest on Revenue Bonds	8720										
72	Other Revenues Pledged to Pay Interest on Revenue Bonds	8730										
73	Fund Balance Transfers Pledged to Pay Interest on Revenue Bonds	8740										
74	Taxes Transferred to Pay for Capital Projects	8810										
75	Grants/Reimbursements Pledged to Pay for Capital Projects	8820										
76	Other Revenues Pledged to Pay for Capital Projects	8830										
77	Fund Balance Transfers Pledged to Pay for Capital Projects	8840										
78	Transfer to Debt Service Fund to Pay Principal on ISBE Loans	8910										
79	Other Uses Not Classified Elsewhere	8990										
80	Total Other Uses of Funds <sup>9</sup>		0	0	0	0	0	0	1,500,000	0	0	0
81	Total Other Sources/Uses of Fund		0	0	0	0	0	1,500,000	(1,500,000)	0	0	0
82	ESTIMATED ENDING FUND BALANCE June 30, 2021 (Without Student Activity Funds)		18,362,963	2,810,554	1,288,797	2,014,776	574,208	755,444	14,221,813	0	220,219	
83	Student Activity ESTIMATED BEGINNING FUND BALANCE July 1, 2020		164,280									
84	RECEIPTS/REVENUES (For Student Activity Funds)											
85	Total Student Activity Direct Receipts/Revenues (Local Sources)	1799	300,000									
86	DISBURSEMENTS/EXPENDITURES (For Student Activity Funds)											
87	Total Student Activity Direct Disbursements/Expenditures	1999	300,000									
88	Excess of Direct Receipts/Revenues Over (Under) Direct Disbursements/Expenditures		0									
89	Student Activity ESTIMATED ENDING FUND BALANCE June 30, 2021		164,280									
90	Total ESTIMATED BEGINNING FUND BALANCE July 1, 2020 (All Sources Including Student Activity Funds)		20,214,783	2,890,554	1,226,197	2,092,706	543,838	579,444	15,522,313	0	218,219	
91	RECEIPTS/REVENUES (All Sources with Student Activity Funds)											
92	LOCAL SOURCES	1000	58,067,900	5,495,000	1,495,000	3,274,000	2,972,000	76,000	199,500	0	2,000	
93	FLOW-THROUGH RECEIPTS/REVENUES FROM ONE DISTRICT TO ANOTHER DISTRICT	2000	0	0	0	0	0	0	0	0	0	
94	STATE SOURCES	3000	4,808,500	0	0	3,250,000	0	0	0	0	0	

BUDGET SUMMARY

	A	B	C	D	E	F	G	H	I	J	K	L
	Description: Enter Whole Numbers Only	Acct #	(10) Educational	(20) Operations & Maintenance	(30) Debt Service	(40) Transportation	(50) Municipal Retirement/ Social Security	(60) Capital Projects	(70) Working Cash	(80) Tort	(90) Fire Prevention & Safety	
1	<i>Begin entering data on EstRev 5-10 and EstExp 11-17 tabs.</i>											
2												
96	FEDERAL SOURCES	4000	2,796,000	0	0	0	0	0	0	0	0	0
97	Total Direct Receipts/Revenues <sup>8</sup>		65,672,400	5,495,000	1,495,000	6,524,000	2,972,000	76,000	199,500	0	2,000	0
98	Receipts/Revenues for "On Behalf" Payments <sup>2</sup>	3998	0	0	0	0	0	0	0	0	0	0
99	Total Receipts/Revenues		65,672,400	5,495,000	1,495,000	6,524,000	2,972,000	76,000	199,500	0	2,000	0
100	<b>DISBURSEMENTS/EXPENDITURES (All Sources with Student Activity Funds)</b>											
101	INSTRUCTION	1000	46,265,610				1,163,785					
102	SUPPORT SERVICES	2000	19,858,170	5,575,000		6,601,930	1,771,325	1,400,000				
103	COMMUNITY SERVICES	3000	321,160	0		0	6,520					
104	PAYMENTS TO OTHER DISTRICTS & GOVT UNITS	4000	415,000	0	0	0	0	0	0	0	0	0
105	DEBT SERVICES	5000	0	0	1,432,400	0	0	0	0	0	0	0
106	PROVISION FOR CONTINGENCIES	6000	500,000	0	0	0	0	0	0	0	0	0
107	Total Direct Disbursements/Expenditures <sup>9</sup>		67,359,940	5,575,000	1,432,400	6,601,930	2,941,630	1,400,000				
108	Disbursements/Expenditures for "On Behalf" Payments <sup>2</sup>	4180	0	0	0	0	0	0	0	0	0	0
109	Total Disbursements/Expenditures		67,359,940	5,575,000	1,432,400	6,601,930	2,941,630	1,400,000				
110	Excess of Direct Receipts/Revenues Over (Under) Direct Disbursements/Expenditures		(1,687,540)	(80,000)	62,600	(77,930)	30,370	(1,324,000)	199,500	0	2,000	0
111	<b>OTHER SOURCES/USES OF FUNDS</b>											
112	OTHER SOURCES OF FUNDS (7000)		0	0	0	0	0	1,500,000	0	0	0	0
113	Total Other Sources of Funds <sup>8</sup>		0	0	0	0	0	1,500,000	0	0	0	0
114	OTHER USES OF FUNDS (8000)		0	0	0	0	0	0	1,500,000	0	0	0
116	Total Other Uses of Funds <sup>9</sup>		0	0	0	0	0	0	(1,500,000)	0	0	0
117	Total Other Sources/Uses of Fund		0	0	0	0	0	0	(1,500,000)	0	0	0
118	ESTIMATED ENDING FUND BALANCE June 30, 2021 (All Sources With student Activity Funds)		18,527,243	2,810,554	1,288,797	2,014,776	574,208	755,444	14,221,813	0	220,219	0
119												
120												
121												
122	<b>SUMMARY OF EXPENDITURES Without Student Activity Funds (by Major Object)</b>											
123	Object Name	Acct #	(10) Educational	(20) Operations & Maintenance	(30) Debt Service	(40) Transportation	(50) Municipal Retirement/ Social Security	(60) Capital Projects	(70) Working Cash	(80) Tort	(90) Fire Prevention & Safety	Total by Object
124	Salaries	100	47,250,025	2,945,000		310,000		0				50,505,025
125	Employee Benefits	200	10,279,115	742,850		4,230	2,941,630	0				13,867,825
126	Purchased Services	300	3,385,800	515,450	5,000	6,287,700		100,000				10,245,950
127	Supplies & Materials	400	2,922,150	1,371,700		0		0				4,293,850
128	Capital Outlay	500	107,000	0		0		35,000				142,000
129	Other Objects	600	2,203,800	0	1,427,400	0	0	0				3,631,200
130	Non-Capitalized Equipment	700	712,050	0		0	0	1,265,000				1,977,050
131	Termination Benefits	800	250,000	0		0		0				250,000
132	Total Expenditures		67,059,940	5,575,000	1,432,400	6,601,930	2,941,630	1,400,000				85,010,900



SUMMARY OF CASH TRANSACTIONS

1	A	B	C	D	E	F	G	H	I	J	K
	Description: Enter Whole Numbers Only	Acct #	(10)	(20)	(30)	(40)	(50)	(60)	(70)	(80)	(90)
			Educational	Operations & Maintenance	Debt Service	Transportation	Municipal Retirement/ Social Security	Capital Projects	Working Cash	Tort	Fire Prevention & Safety
2	<b>BEGINNING CASH BALANCE ON HAND July 1, 2020 <sup>7</sup> (Without Student Activity Funds)</b>										
3	Activity Funds		20,050,503	2,890,554	1,226,197	2,092,706	543,838	579,444	15,522,313		218,219
4	Total Direct Receipts & Other Sources <sup>8</sup>		65,372,400	5,495,000	1,495,000	6,524,000	2,972,000	1,576,000	199,500	0	2,000
5	<b>OTHER RECEIPTS</b>										
6	Interfund Loans Payable (Loans from Other Funds)	411									
7	Interfund Loans Receivable (Repayment of Loans)	141									
8	Notes and Warrants Payable	433									
9	Other Current Assets	199									
10	Total Other Receipts		0	0	0	0	0	0	0	0	0
11	Total Direct Receipts, Other Sources, & Other Receipts		65,372,400	5,495,000	1,495,000	6,524,000	2,972,000	1,576,000	199,500	0	2,000
12	Total Amount Available		85,422,903	8,385,554	2,721,197	8,616,706	3,515,838	2,155,444	15,721,813	0	220,219
13	Total Direct Disbursements & Other Uses <sup>9</sup>		67,059,940	5,575,000	1,432,400	6,601,930	2,941,630	1,400,000	1,500,000	0	0
14	<b>OTHER DISBURSEMENTS</b>										
15	Interfund Loans Receivable (Loans to Other Funds) <sup>10</sup>	141									
16	Interfund Loans Payable (Repayment of Loans)	411									
17	Notes and Warrants Payable	433									
18	Other Current Liabilities	499									
19	Total Other Disbursements		0	0	0	0	0	0	0	0	0
20	Total Direct Disbursements, Other Uses, & Other Disbursements		67,059,940	5,575,000	1,432,400	6,601,930	2,941,630	1,400,000	1,500,000	0	0
21	<b>ENDING CASH BALANCE ON HAND June 30, 2021 <sup>7</sup> (Without Student Activity Funds)</b>		18,362,963	2,810,554	1,288,797	2,014,776	574,208	755,444	14,221,813	0	220,219
22											
23	<b>Activity Funds BEGINNING CASH BALANCE ON HAND July 1, 2020 <sup>7</sup></b>		164,280								
24	Total Direct Receipts & Other Sources <sup>8</sup>		300,000								
25	Total Amount Available		464,280								
26	Total Direct Disbursements & Other Uses <sup>9</sup>		300,000								
27	<b>Activity funds ENDING CASH BALANCE ON HAND June 30, 2021 <sup>7</sup></b>		164,280								
28											
29	<b>Total BEGINNING CASH BALANCE ON HAND July 1, 2020 <sup>7</sup> (With Student Activity Funds)</b>		20,214,783	2,890,554	1,226,197	2,092,706	543,838	579,444	15,522,313	0	218,219
30	Total Direct Receipts & Other Sources <sup>8</sup>		65,672,400	5,495,000	1,495,000	6,524,000	2,972,000	1,576,000	199,500	0	2,000
31	Total Other Receipts		0	0	0	0	0	0	0	0	0
32	Total Direct Receipts, Other Sources, & Other Receipts		65,672,400	5,495,000	1,495,000	6,524,000	2,972,000	1,576,000	199,500	0	2,000
33	Total Amount Available		85,887,183	8,385,554	2,721,197	8,616,706	3,515,838	2,155,444	15,721,813	0	220,219
34	Total Direct Disbursements & Other Uses <sup>9</sup>		67,359,940	5,575,000	1,432,400	6,601,930	2,941,630	1,400,000	1,500,000	0	0
35	Total Other Disbursements		0	0	0	0	0	0	0	0	0
36	Total Direct Disbursements, Other Uses, & Other Disbursements		67,359,940	5,575,000	1,432,400	6,601,930	2,941,630	1,400,000	1,500,000	0	0
37	<b>Total ENDING CASH BALANCE ON HAND June 30, 2021 <sup>7</sup> (With Student Activity Funds)</b>		18,527,243	2,810,554	1,288,797	2,014,776	574,208	755,444	14,221,813	0	220,219

	A	B	C	D	E	F	G	H	I	J	K	
	Description: Enter Whole Numbers Only	Acct #	Educational (10)	Operations & Maintenance (20)	Debt Service (30)	Transportation (40)	Municipal Retirement/ Social Security (50)	Capital Projects (60)	Working Cash (70)	Tort (80)	Fire Prevention & Safety (90)	
3	<b>RECEIPTS/REVENUES FROM LOCAL SOURCES (1000)</b>											
4	<b>AD VALOREM TAXES LEVIED BY LOCAL EDUCATION AGENCY</b>	1100										
5	Designated Purposes Levies <sup>11 (1110-1120)</sup>	-	54,400,000	5,235,000	1,495,000	3,210,000	1,655,000		(500)			
6	Leasing Purposes Levy <sup>12</sup>	1130	365,000									
7	Special Education Purposes Levy	1140	405,000									
8	FICA and Medicare Only Levies	1150					1,270,000					
9	Area Vocational Construction Purposes Levy	1160										
10	Summer School Purposes Levy	1170										
11	Other Tax Levies (Describe & Itemize)	1190										
12	<b>Total Ad Valorem Taxes Levied by District</b>		<b>55,170,000</b>	<b>5,235,000</b>	<b>1,495,000</b>	<b>3,210,000</b>	<b>2,925,000</b>	<b>0</b>	<b>(500)</b>	<b>0</b>	<b>0</b>	
13	<b>PAYMENTS IN LIEU OF TAXES</b>	1200										
14	Mobile Home Privilege Tax	1210										
15	Payments from Local Housing Authority	1220										
16	Corporate Personal Property Replacement Taxes <sup>13</sup>	1230	200,000				40,000					
17	Other Payments in Lieu of Taxes (Describe & Itemize)	1290										
18	<b>Total Payments in Lieu of Taxes</b>		<b>200,000</b>	<b>0</b>	<b>0</b>	<b>0</b>	<b>40,000</b>	<b>0</b>	<b>0</b>	<b>0</b>	<b>0</b>	
19	<b>TUITION</b>	1300										
20	Regular Tuition from Pupils or Parents (In State)	1311										
21	Regular Tuition from Other Districts (In State)	1312										
22	Regular Tuition from Other Sources (In State)	1313										
23	Regular Tuition from Other Sources (Out of State)	1314										
24	Summer School Tuition from Pupils or Parents (In State)	1321	3,000									
25	Summer School Tuition from Other Districts (In State)	1322	3,000									
26	Summer School Tuition from Other Sources (In State)	1323	3,000									
27	Summer School Tuition from Other Sources (Out of State)	1324										
28	CTE Tuition from Pupils or Parents (In State)	1331										
29	CTE Tuition from Other Districts (In State)	1332										
30	CTE Tuition from Other Sources (In State)	1333										
31	CTE Tuition from Other Sources (Out of State)	1334										
32	Special Education Tuition from Pupils or Parents (In State)	1341										
33	Special Education Tuition from Other Districts (In State)	1342										
34	Special Education Tuition from Other Sources (In State)	1343										
35	Special Education Tuition from Other Sources (Out of State)	1344										
36	Adult Tuition from Pupils or Parents (In State)	1351										
37	Adult Tuition from Other Districts (In State)	1352										
38	Adult Tuition from Other Sources (In State)	1353										
39	Adult Tuition from Other Sources (Out of State)	1354										
40	<b>Total Tuition</b>		<b>9,000</b>									
41	<b>TRANSPORTATION FEES</b>	1400										
42	Regular Transportation Fees from Pupils or Parents (In State)	1411				60,000						
43	Regular Transportation Fees from Other Districts (In State)	1412										
44	Regular Transportation Fees from Other Sources (In State)	1413										
45	Regular Transportation Fees from Co-curricular Activities (In State)	1415										
46	Regular Transportation Fees from Other Sources (Out of State)	1416										
47	Summer School Transportation Fees from Pupils or Parents (In State)	1421										
48	Summer School Transportation Fees from Other Districts (In State)	1422										
49	Summer School Transportation Fees from Other Sources (In State)	1423										
50	Summer School Transportation Fees from Other Sources (Out of State)	1424										
51	CTE Transportation Fees from Pupils or Parents (In State)	1431										
52	CTE Transportation Fees from Other Districts (In State)	1432										
53	CTE Transportation Fees from Other Sources (In State)	1433										
54	CTE Transportation Fees from Other Sources (Out of State)	1434										
55	Special Education Transportation Fees from Pupils or Parents (In State)	1441										



	A	B	C	D	E	F	G	H	I	J	K
	Description: Enter Whole Numbers Only	Acct #	(10) Educational	(20) Operations & Maintenance	(30) Debt Service	(40) Transportation	(50) Municipal Retirement/ Social Security	(60) Capital Projects	(70) Working Cash	(80) Tort	(90) Fire Prevention & Safety
1											
2											
56	Special Education Transportation Fees from Other Districts (In State)	1442									
57	Special Education Transportation Fees from Other Sources (In State)	1443									
58	Special Education Transportation Fees from Other Sources (Out of State)	1444									
59	Adult Transportation Fees from Pupils or Parents (In State)	1451									
60	Adult Transportation Fees from Other Districts (In State)	1452									
61	Adult Transportation Fees from Other Sources (In State)	1453									
62	Adult Transportation Fees from Other Sources (Out of State)	1454									
63	<b>Total Transportation Fees</b>					60,000					
64	<b>EARNINGS ON INVESTMENTS</b>	1500									
65	Interest on Investments	1510	270,000	35,000		4,000	7,000	1,000	200,000		2,000
66	Gain or Loss on Sale of Investments	1520									
67	<b>Total Earnings on Investments</b>		270,000	35,000	0	4,000	7,000	1,000	200,000	0	2,000
68	<b>FOOD SERVICE</b>	1600									
69	Sales to Pupils - Lunch	1611	450,000								
70	Sales to Pupils - Breakfast	1612									
71	Sales to Pupils - A la Carte	1613									
72	Sales to Pupils - Other (Describe & Itemize)	1614	15,000								
73	Sales to Adults	1620									
74	Other Food Service (Describe & Itemize)	1690	250,000								
75	<b>Total Food Service</b>		715,000								
76	<b>DISTRICT/SCHOOL ACTIVITY INCOME</b>	1700									
77	Admissions - Athletic	1711									
78	Admissions - Other	1719									
79	Fees	1720	291,000								
80	Book Store Sales	1730									
81	Other District/School Activity Revenue (Describe & Itemize)	1790	25,000								
82	Student Activity Fund Revenues	1799	300,000								
83	<b>Total District/School Activity Income (without Student Activity Funds 1799)</b>		316,000	0							
84	<b>Total District/School Activity Income (with Student Activity Funds 1799)</b>		616,000								
85	<b>TEXTBOOK INCOME</b>	1800									
86	Rentals - Regular Textbooks	1811	400,000								
87	Rentals - Summer School Textbooks	1812									
88	Rentals - Adult/Continuing Education Textbooks	1813									
89	Rentals - Other (Describe)	1819									
90	Sales - Regular Textbooks	1821									
91	Sales - Summer School Textbooks	1822									
92	Sales - Adult/Continuing Education Textbooks	1823									
93	Sales - Other (Describe & Itemize)	1829									
94	Other (Describe & Itemize)	1890	4,000								
95	<b>Total Textbooks</b>		404,000								
96	<b>OTHER REVENUE FROM LOCAL SOURCES</b>	1900									
97	Rentals	1910		225,000							
98	Contributions and Donations from Private Sources	1920									
99	Impact Fees from Municipal or County Governments	1930						75,000			
100	Services Provided Other Districts	1940									
101	Refund of Prior Years' Expenditures	1950	1,500								
102	Payments of Surplus Moneys from TIF Districts	1960									
103	Drivers' Education Fees	1970									
104	Proceeds from Vendors' Contracts	1980	7,000	0	0	0	0	0	0	0	0
105	School Facility Occupation Tax Proceeds	1988									
106	Payment from Other Districts	1991									
107	Sale of Vocational Projects	1992									
108	Other Local Fees (Describe & Itemize)	1998	550,400								

1	A	B	C	D	E	F	G	H	I	J	K	
	Description: Enter Whole Numbers Only	Acct #	(10) Educational	(20) Operations & Maintenance	(30) Debt Service	(40) Transportation	(50) Municipal Retirement/ Social Security	(60) Capital Projects	(70) Working Cash	(80) Tort	(90) Fire Prevention & Safety	
2												
109	Other Local Revenues (Describe & Itemize)	1999	125,000									
110	Total Other Revenue from Local Sources		683,900	225,000	0	0	0	75,000	0	0	0	
111	Total Receipts/Revenues from Local Sources (without Student Activity Funds 1799)	1000	57,767,900	5,495,000	1,495,000	3,274,000	2,972,000	76,000	199,500	0	2,000	
112	Total Receipts/Revenues from Local Sources (with Student Activity Funds 1799)		58,067,900									
113	<b>FLOW-THROUGH RECEIPTS/REVENUES FROM ONE DISTRICT TO ANOTHER DISTRICT (2000)</b>											
114	Flow-Through Revenue from State Sources	2100										
115	Flow-Through Revenue from Federal Sources	2200										
116	Other Flow-Through Revenue (Describe & Itemize)	2300										
117	Total Flow-Through Receipts/Revenues From District to Another District	2000	0	0	0	0	0	0	0	0	0	
118	<b>RECEIPTS/REVENUES FROM STATE SOURCES (3000)</b>											
119	<b>UNRESTRICTED GRANTS-IN-AID (3001-3099)</b>											
120	Evidence Based Funding Formula (Section 18 & 15)	3001	4,500,000									
121	Reorganization Incentives (Accounts 3005-3021)	3005										
122	Fast Growth District Grants	3030										
123	Other Unrestricted Grants-In-Aid From State Sources (Describe & Itemize)	3099										
124	Total Unrestricted Grants-In-Aid		4,500,000	0	0	0	0	0	0	0	0	
125	<b>RESTRICTED GRANTS-IN-AID (\$100-3900)</b>											
126	<b>SPECIAL EDUCATION</b>											
127	Special Education - Private Facility Tuition	3100	300,000									
128	Special Education - Funding for Children Requiring Sp Ed Services	3105										
129	Special Education - Personnel	3110										
130	Special Education - Orphanage - Individual	3120										
131	Special Education - Orphanage - Summer Individual	3130										
132	Special Education - Summer School	3145										
133	Special Education - Other (Describe & Itemize)	3199										
134	Total Special Education		300,000	0	0	0	0	0	0	0	0	
135	<b>CAREER AND TECHNICAL EDUCATION (CTE)</b>											
136	CTE - Technical Education - Tech Prep	3200										
137	CTE - Secondary Program Improvement (CTE)	3220	5,000									
138	CTE - WECEP	3225										
139	CTE - Agriculture Education	3235										
140	CTE - Instructor Practicum	3240										
141	CTE - Student Organizations	3270										
142	CTE - Other (Describe & Itemize)	3299										
143	Total Career and Technical Education		5,000	0	0	0	0	0	0	0	0	
144	<b>BILINGUAL EDUCATION</b>											
145	Bilingual Education - Downstate - TI and TBE	3305										
146	Bilingual Education - Downstate - Transitional Bilingual Education	3310										
147	Total Bilingual Education		0									
148	State Free Lunch & Breakfast	3360										
149	School Breakfast Initiative	3365										
150	Driver Education	3370										
151	Adult Education (from ICCB)	3410										
152	Adult Education - Other (Describe & Itemize)	3499										
153	<b>TRANSPORTATION</b>											
154	Transportation - Regular and Vocational	3500				2,500,000						
155	Transportation - Special Education	3510				750,000						



ESTIMATED RECEIPTS/REVENUES

A	B	C	D	E	F	G	H	I	J	K
Description: Enter Whole Numbers Only	Acct #	(10) Educational	(20) Operations & Maintenance	(30) Debt Service	(40) Transportation	(50) Municipal Retirement/ Social Security	(60) Capital Projects	(70) Working Cash	(80) Tort	(90) Fire Prevention & Safety
156										
157	3599	0	0		3,250,000	0				
158	3610									
159	3660									
160	3695									
161	3705									
162	3766									
163	3767									
164	3775									
165	3780									
166	3815									
167	3825									
168	3920									
169	3925									
170	3999	3,500								
171		308,500	0	0	3,250,000	0	0	0	0	0
172	3000	4,808,500	0	0	3,250,000	0	0	0	0	0
173										
174										
175	4001									
176	4009									
177		0	0	0	0	0	0	0	0	0
178										
179	4045									
180	4050									
181	4060									
182	4090									
183		0	0	0	0	0	0	0	0	0
184										
185										
186	4100									
187	4105									
188	4107									
189	4199									
190		0	0	0	0	0	0	0	0	0
191										
192	4200									
193	4210									
194	4215	40,000								
195	4220									
196	4225									
197	4226									
198	4240									
199	4299	40,000								
200										
201	4800	525,000								
202										

	A	B	C	D	E	F	G	H	I	J	K
	Description: Enter Whole Numbers Only	Acct #	Educational (10)	Operations & Maintenance (20)	Debt Service (30)	Transportation (40)	Municipal Retirement/ Social Security (50)	Capital Projects (60)	Working Cash (70)	Tort (80)	Fire Prevention & Safety (90)
1											
2											
203	Title I - Low Income - Neglected, Private	4305									
204	Title I - Migrant Education	4340									
205	Title I - Other (Describe & Itemize)	4399	30,000								
206	Total Title I		555,000	0							
207	<b>TITLE IV</b>										
208	Title IV - Student Support & Academic Enrichment Grant	4400	36,000								
209	Title IV - 21st Century	4421									
210	Title IV - Other (Describe & Itemize)	4499									
211	Total Title IV		36,000	0							
212	<b>FEDERAL - SPECIAL EDUCATION</b>										
213	Federal Special Education - Preschool Flow-Through	4600	43,000								
214	Federal Special Education - Preschool Discretionary	4605									
215	Federal Special Education - IDEA Flow Through	4620	1,150,000								
216	Federal Special Education - IDEA Room & Board	4625									
217	Federal Special Education - IDEA Discretionary	4680									
218	Federal Special Education - IDEA - Other (Describe & Itemize)	4699									
219	Total Federal Special Education		1,193,000	0							
220	<b>CTE - PERKINS</b>										
221	CTE - Perkins-Title III Tech Prep	4770									
222	CTE - Other (Describe & Itemize)	4799									
223	Total CTE - Perkins		0	0							
224	Federal - Adult Education	4810									
225	ARRA - General State Aid - Education Stabilization	4850									
226	ARRA - Title I - Low Income	4851									
227	ARRA - Title I - Neglected, Private	4852									
228	ARRA - Title I - Delinquent, Private	4853									
229	ARRA - Title I - School Improvement (Part A)	4854									
230	ARRA - Title I - School Improvement (Section 1003g)	4855									
231	ARRA - IDEA - Part B - Preschool	4856									
232	ARRA - IDEA - Part B - Flow-Through	4857									
233	ARRA - Title IID - Technology - Formula	4860									
234	ARRA - Title IID - Technology - Competitive	4861									
235	ARRA - McKinney - Vento Homeless Education	4862									
236	ARRA - Child Nutrition Equipment Assistance	4863									
237	Impact Aid Formula Grants	4864									
238	Impact Aid Competitive Grants	4865									
239	Qualified Zone Academy Bond Tax Credits	4866									
240	Qualified School Construction Bond Credits	4867									
241	Build America Bond Tax Credits	4868									
242	Build America Bond Interest Reimbursement	4869									
243	ARRA - General State Aid - Other Government Services Stabilization	4870									
244	Other ARRA Funds - II	4871									
245	Other ARRA Funds - III	4872									
246	Other ARRA Funds - IV	4873									
247	Other ARRA Funds - V	4874									
248	ARRA - Early Childhood	4875									
249	Other ARRA Funds - VII	4876									
250	Other ARRA Funds - VIII	4877									
251	Other ARRA Funds - IX	4878									
252	Other ARRA Funds - X	4879									
253	Other ARRA Funds - Ed Job Fund Program	4880									
254	Total Stimulus Programs		0	0	0	0	0	0	0	0	0
255	Race to the Top Program	4901									
256	Race to the Top - Preschool Expansion Grant	4902									



	A	B	C	D	E	F	G	H	I	J	K
	Description: Enter Whole Numbers Only	Acct #	(10) Educational	(20) Operations & Maintenance	(30) Debt Service	(40) Transportation	(50) Municipal Retirement/ Social Security	(60) Capital Projects	(70) Working Cash	(80) Tort	(90) Fire Prevention & Safety
1											
2											
257	Title III - Instruction for English Learners & Immigrant Students	4905									
258	Title III - English Language Acquisition	4909	67,000								
259	McKinney Education for Homeless Children	4920									
260	Title II - Eisenhower - Professional Development Formula	4930									
261	Title II - Teacher Quality	4932	120,000								
262	Federal Charter Schools	4960									
263	State Assessment Grants	4981									
264	Grant for State Assessments and Related Activities	4982									
265	Medicaid Matching Funds - Administrative Outreach	4991	50,000								
266	Medicaid Matching Funds - Fee-For-Service Program	4992	225,000								
267	Other Restricted Grants Received from Federal Government through State (Describe & Itemize)	4999	510,000								
268	<b>Total Restricted Grants-in-Aid Received from Federal Govt. Thru the State</b>		2,795,000	0	0	0	0	0	0	0	0
269	<b>TOTAL RECEIPTS/REVENUES FROM FEDERAL SOURCES</b>	4000	2,795,000	0	0	0	0	0	0	0	0
270	<b>TOTAL DIRECT RECEIPTS/REVENUES (without Student Activity Funds 1799)</b>		65,372,400	5,495,000	1,495,000	6,524,000	2,972,000	76,000	199,500	0	2,000
271	<b>TOTAL DIRECT RECEIPTS/REVENUES (with Student Activity Funds 1799)</b>		65,672,400								

	A	B	C	D	E	F	G	H	I	J	K
	Description: Enter Whole Numbers Only	Funct #	(100) Salaries	(200) Employee Benefits	(300) Purchased Services	(400) Supplies & Materials	(500) Capital Outlay	(600) Other Objects	(700) Non-Capitalized Equipment	(800) Termination Benefits	(900) Total
3	<b>10 - EDUCATIONAL FUND (ED)</b>										
4	<b>INSTRUCTION (ED)</b>	<b>1000</b>									
5	Regular Programs	1100	20,354,800	4,337,230	93,900	835,255	0	10,000	61,550	250,000	25,942,735
6	Tuition Payment to Charter Schools	1115									0
7	Pre-K Programs	1125									0
8	Special Education Programs (Functions 1200 - 1220)	1200	9,189,200	2,448,845	90,000	88,300		300			11,816,645
9	Special Education Programs Pre-K	1225	2,807,000	516,235	63,000	19,000			1,000		83,000
10	Remedial and Supplemental Programs K-12	1250									3,323,235
11	Remedial and Supplemental Programs Pre-K	1275									0
12	Adult/Continuing Education Programs	1300									0
13	CTE Programs	1400				5,000					5,000
14	Interscholastic Programs	1500	275,250	4,795				18,000			298,045
15	Summer School Programs	1600	255,875	11,100		5,100					272,075
16	Gifted Programs	1650	675,000	137,000		1,000					813,000
17	Driver's Education Programs	1700									0
18	Bilingual Programs	1800	1,786,000	351,575	57,100	6,200					2,200,875
19	Traut Alternative & Optional Programs	1900	0	0	0	0	0	0	0	0	0
20	Pre-K Programs - Private Tuition	1910									0
21	Regular K-12 Programs - Private Tuition	1911									0
22	Special Education Programs K-12 Private Tuition	1912						1,211,000			1,211,000
23	Special Education Programs Pre-K Tuition	1913									0
24	Remedial/Supplemental Programs K-12 Private Tuition	1914									0
25	Remedial/Supplemental Programs Pre-K Private Tuition	1915									0
26	Adult/Continuing Education Programs Private Tuition	1916									0
27	CTE Programs Private Tuition	1917									0
28	Interscholastic Programs Private Tuition	1918									0
29	Summer School Programs Private Tuition	1919									0
30	Gifted Programs Private Tuition	1920									0
31	Bilingual Programs Private Tuition	1921									0
32	Traut Alternative/Opt Ed Programs Private Tuition	1922									0
33	Student Activity Fund Expenditures	1999									0
34	<b>Total Instruction<sup>14</sup> (Without Student Activity Funds 1999)</b>	<b>1000</b>	<b>35,343,125</b>	<b>7,806,780</b>	<b>304,000</b>	<b>959,855</b>	<b>0</b>	<b>1,239,300</b>	<b>62,550</b>	<b>250,000</b>	<b>45,965,610</b>
35	<b>Total Instruction<sup>14</sup> (With Student Activity Funds 1999)</b>	<b>1000</b>	<b>35,343,125</b>	<b>7,806,780</b>	<b>304,000</b>	<b>959,855</b>	<b>0</b>	<b>1,539,300</b>	<b>62,550</b>	<b>250,000</b>	<b>46,265,610</b>
36	<b>SUPPORT SERVICES (ED)</b>	<b>2000</b>									
37	<b>Support Services - Pupil</b>	<b>2100</b>									
38	Attendance & Social Work Services	2110	1,200,000	250,000							1,450,000
39	Guidance Services	2120	198,000	46,100	75,500	1,000					320,600
40	Health Services	2130	1,250,100	354,950	136,100	55,360					1,796,510
41	Psychological Services	2140	628,000	109,450		100					737,550
42	Speech Pathology & Audiology Services	2150	1,350,000	236,700	1,000						1,587,700
43	Other Support Services - Pupils (Describe & Itemize)	2190									0
44	<b>Total Support Services - Pupil</b>	<b>2100</b>	<b>4,626,100</b>	<b>997,200</b>	<b>212,600</b>	<b>56,460</b>	<b>0</b>	<b>0</b>	<b>0</b>	<b>0</b>	<b>5,892,360</b>
45	<b>Support Services - Instructional Staff</b>	<b>2200</b>									
46	Improvement of Instruction Services	2210	737,900	129,125	252,800	17,900	5,000		3,000		1,145,725
47	Educational Media Services	2220	1,845,500	443,750	701,000	78,435	107,000	800	645,000		3,821,485
48	Assessment & Testing	2230	13,000	1,700	133,000	20,600					168,300
49	<b>Total Support Services - Instructional Staff</b>	<b>2200</b>	<b>2,596,400</b>	<b>574,575</b>	<b>1,086,800</b>	<b>116,935</b>	<b>107,000</b>	<b>5,800</b>	<b>648,000</b>	<b>0</b>	<b>5,135,510</b>
50	<b>Support Services - General Administration</b>	<b>2300</b>									
51	Board of Education Services	2310	83,000	25,700	1,263,000		20,500				1,392,200
52	Executive Administration Services	2320	205,000	40,950	5,000	9,000	5,000				264,950
53	Special Area Administration Services	2330	230,000	53,250		1,700		800			285,750
54	Tort Immunity Services	2360-2370									0
55	<b>Total Support Services - General Administration</b>	<b>2300</b>	<b>518,000</b>	<b>119,900</b>	<b>1,268,000</b>	<b>10,700</b>	<b>0</b>	<b>26,300</b>	<b>0</b>	<b>0</b>	<b>1,942,900</b>
56	<b>Support Services - School Administration</b>	<b>2400</b>									
57	Office of the Principal Services	2410	2,830,800	643,500	12,000	14,050		10,000			3,512,350
58	Other Support Services - School Administration (Describe & Itemize)	2490									0



	A	B	C	D	E	F	G	H	I	J	K
	Description: Enter Whole Numbers Only	Func#	(100)	(200)	(300)	(400)	(500)	(600)	(700)	(800)	(900)
			Salaries	Employee Benefits	Purchased Services	Supplies & Materials	Capital Outlay	Other Objects	Non-Capitalized Equipment	Termination Benefits	Total
1											
2											
58	Total Support Services - School Administration	2400	2,830,800	645,500	12,000	14,050	0	10,000	0	0	3,512,350
60	Support Services - Business	2500									
61	Direction of Business Support Services	2510									0
62	Fiscal Services	2520	348,000	86,100	185,500	160,200		5,000			784,800
63	Operation & Maintenance of Plant Services	2540	106,000	8,950	20,500	48,000		400			183,850
64	Pupil Transportation Services	2550									0
65	Food Services	2560	383,000	1,700	45,000	1,434,500					1,864,200
66	Internal Services	2570									0
67	Total Support Services - Business	2500	837,000	96,750	251,000	1,642,700	0	5,400	0	0	2,832,850
68	Support Services - Central	2600									
69	Direction of Central Support Services	2610									0
70	Planning, Research, Development & Evaluation Services	2620									0
71	Information Services	2630	52,000	14,700	37,000	5,000		500			109,200
72	Staff Services	2640	248,000	19,000	145,000	8,000		1,500			423,000
73	Data Processing Services	2660									0
74	Total Support Services - Central	2600	300,000	33,700	182,000	13,000	0	2,000	1,500	0	532,200
75	Other Support Services (Describe & Itemize)	2900									
76	Total Support Services	2000	11,708,300	2,467,625	3,014,400	1,861,845	107,000	49,500	649,500	0	19,858,170
77	COMMUNITY SERVICES (ED)	3000	198,600	4,710	17,400	100,450					321,160
78	PAYMENTS TO OTHER DIST & GOVT UNITS (ED)	4000									
79	Payments to Other Dist & Govt Units (In-State)	4100									0
80	Payments for Regular Programs	4110									0
81	Payments for Special Education Programs	4120									0
82	Payments for Adult/Continuing Education Programs	4130									0
83	Payments for CTE Programs	4140									0
84	Payments for Community College Programs	4170									0
85	Other Payments to In-State Govt Units (Describe & Itemize)	4190									0
86	Total Payments to Other Dist & Govt Units (In-State)	4100			0			0			0
87	Payments for Regular Programs - Tuition	4210									0
88	Payments for Special Education Programs - Tuition	4220									0
89	Payments for Adult/Continuing Education Programs - Tuition	4230						415,000			415,000
90	Payments for CTE Programs - Tuition	4240									0
91	Payments for Community College Programs - Tuition	4270									0
92	Payments for Other Programs - Tuition	4280									0
93	Other Payments to In-State Govt Units (Describe & Itemize)	4290									0
94	Total Payments to Other Dist & Govt Units - Tuition (In State)	4200						415,000			415,000
95	Payments for Regular Programs - Transfers	4310									0
96	Payments for Special Education Programs - Transfers	4320									0
97	Payments for Adult/Continuing Ed Programs - Transfers	4330									0
98	Payments for CTE Programs - Transfers	4340									0
99	Payments for Community College Program - Transfers	4370									0
100	Payments for Other Programs - Transfers	4380									0
101	Other Payments to In-State Govt Units - Transfers (Describe & Itemize)	4390									0
102	Total Payments to Other Dist & Govt Units-Transfers (In State)	4300			0			0			0
103	Payments to Other Dist & Govt Units (Out of State)	4400									0
104	Total Payments to Other Dist & Govt Units	4000			0			415,000			415,000
105	DEBT SERVICE (ED)	5000									
106	Debt Service - Interest on Short-Term Debt	5100									0
107	Tax Anticipation Warrants	5110									0
108	Tax Anticipation Notes	5120									0
109	Corporate Personal Property Rep/Tax Anticipated Notes	5130									0
110	State Aid Anticipation Certificates	5140									0
111	Other Interest on Short-Term Debt (Describe & Itemize)	5150									0
112	Total Debt Service - Interest on Short-Term Debt	5100						0			0
113	Debt Service - Interest on Long-Term Debt	5200									0
114	Total Debt Service	5000						500,000			500,000
115	PROVISION FOR CONTINGENCIES (ED)	6000									



1	A	B	C	D	E	F	G	H	I	J	K
2	Description: Enter Whole Numbers Only	Funct #	(100) Salaries	(200) Employee Benefits	(300) Purchased Services	(400) Supplies & Materials	(500) Capital Outlay	(600) Other Objects	(700) Non-Capitalized Equipment	(800) Termination Benefits	(900) Total
116	Total Direct Disbursements/Expenditures (without Student Activity Funds (1999))		47,250,025	10,279,115	3,335,800	2,922,150	107,000	2,203,800	712,050	250,000	67,059,940
117	Total Direct Disbursements/Expenditures (with Student Activity Funds (1999))		47,250,025	10,279,115	3,335,800	2,922,150	107,000	2,503,800	712,050	250,000	67,359,940
118	Excess (Deficiency) of Receipts/Revenues Over Disbursements/Expenditures (Without Student Activity Funds 1999)										(1,687,540)
119	Excess (Deficiency) of Receipts/Revenues Over Disbursements/Expenditures (With Student Activity Funds 1999)										(1,687,540)
121	<b>20 - OPERATIONS AND MAINTENANCE FUND (O&amp;M)</b>										
122	<b>SUPPORT SERVICES (O&amp;M)</b>	2000									
123	Support Services - Pupil	2100									
124	Other Support Services - Pupils (Describe & Itemize)	2190									0
125	<b>Support Services - Business</b>	2500									
126	Direction of Business Support Services	2510									0
127	Facilities Acquisition & Construction Services	2530									0
128	Operation & Maintenance of Plant Services	2540	2,945,000	742,850	515,450	1,371,700					5,575,000
129	Pupil Transportation Services	2550									0
130	Food Services	2560									0
131	<b>Total Support Services - Business</b>	2500	2,945,000	742,850	515,450	1,371,700	0	0	0	0	5,575,000
132	<b>Other Support Services (Describe &amp; Itemize)</b>	2900									0
133	<b>Total Support Services</b>	2000	2,945,000	742,850	515,450	1,371,700	0	0	0	0	5,575,000
134	<b>COMMUNITY SERVICES (O&amp;M)</b>	3000									0
135	<b>PAYMENTS TO OTHER DIST &amp; GOVT UNITS (O&amp;M)</b>	4000									0
136	Payments to Other Dist & Govt Units (In-State)	4100									0
137	Payments for Regular Programs	4110									0
138	Payments for Special Education Programs	4120									0
139	Payments for CTE Program	4140									0
140	Other Payments to In-State Govt Units (Describe & Itemize)	4190									0
141	<b>Total Payments to Other Dist &amp; Govt Units (In-State)</b>	4100			0						0
142	Payments to Other Dist & Govt Units (Out of State)	4400									0
143	<b>Total Payments to Other Dist &amp; Govt Unit</b>	4000			0						0
144	<b>DEBT SERVICE (O&amp;M)</b>	5000									0
145	<b>Debt Service - Interest on Short-Term Debt</b>	5100									0
146	Tax Anticipation Warrants	5110									0
147	Tax Anticipation Notes	5120									0
148	Corporate Personal Prop Repl Tax Anticipated Notes	5130									0
149	State Aid Anticipation Certificates	5140									0
150	Other Interest on Short-Term Debt (Describe & Itemize)	5150									0
151	<b>Total Debt Service - Interest on Short-Term Debt</b>	5100									0
152	<b>Debt Service - Interest on Long-Term Debt</b>	5200									0
153	<b>Total Debt Service</b>	5000									0
154	<b>PROVISION FOR CONTINGENCIES (O&amp;M)</b>	6000									0
155	Total Direct Disbursements/Expenditures		2,945,000	742,850	515,450	1,371,700	0	0	0	0	5,575,000
156	Excess (Deficiency) of Receipts/Revenues Over Disbursements/Expenditures										(80,000)
158	<b>30 - DEBT SERVICE FUND (DS)</b>										
159	<b>PAYMENTS TO OTHER DIST &amp; GOVT UNITS (DS)</b>	4000									0
160	Payments to Other Dist & Govt Units (In-State)	4100									0
161	Payments for Regular Programs	4110									0
162	Payments for Special Education Programs	4120									0
163	Other Payments to In-State Govt Units (Describe & Itemize)	4190									0
164	<b>Total Payments to Other Dist &amp; Govt Units (In-State)</b>	4000									0
165	<b>DEBT SERVICE (DS)</b>	5000									0
166	<b>Debt Service - Interest on Short-Term Debt</b>	5100									0
167	Tax Anticipation Warrants	5110									0



	A	B	C	D	E	F	G	H	I	J	K
	Description: Enter Whole Numbers Only	Func#	(100) Salaries	(200) Employee Benefits	(300) Purchased Services	(400) Supplies & Materials	(500) Capital Outlay	(600) Other Objects	(700) Non-Capitalized Equipment	(800) Termination Benefits	(900) Total
1											
2											
168	Tax Anticipation Notes	5120									0
169	Corporate Personal Prop Repl Tax Anticipation Notes	5130									0
170	State Aid Anticipation Certificates	5140									0
171	Other Interest on Short-Term Debt (Describe & Itemize)	5150									0
172	Total Debt Service - Interest On Short-Term Debt	5100						0			0
173	Debt Service - Interest on Long-Term Debt	5200						1,387,400			1,387,400
174	Debt Service - Payments of Principal on Long-Term Debt <sup>15</sup> (Lease/Purchase Principal Retired)	5300						40,000			40,000
175	Debt Service Other (Describe & Itemize)	5400			5,000						5,000
176	Total Debt Service	5000			5,000			1,427,400			1,432,400
177	PROVISION FOR CONTINGENCIES (DS)	6000						1,427,400			1,432,400
178	Total Direct Disbursements/Expenditures							1,427,400			1,432,400
179	Excess (Deficiency) of Receipts/Revenues Over Disbursements/Expenditures										62,600
180											
181	40 - TRANSPORTATION FUND (TR)										
182	SUPPORT SERVICES (TR)	2000									
183	Support Services - Pupils	2100									0
184	Other Support Services - Pupils (Describe & Itemize)	2190									0
185	Support Services - Business										
186	Pupil Transportation Services	2550	310,000	4,230	6,287,700						6,601,930
187	Other Support Services (Describe & Itemize)	2900									0
188	Total Support Services	2000	310,000	4,230	6,287,700	0	0	0	0	0	6,601,930
189	COMMUNITY SERVICES (TR)	3000									0
190	PAYMENTS TO OTHER DIST & GOVT UNITS (TR)	4000									
191	Payments to Other Dist & Govt Units (In-State)	4100									0
192	Payments for Regular Program	4110									0
193	Payments for Special Education Programs	4120									0
194	Payments for Adult/Continuing Education Programs	4130									0
195	Payments for CTE Programs	4140									0
196	Payments for Community College Programs	4170									0
197	Other Payments to In-State Govt Units (Describe & Itemize)	4190									0
198	Total Payments to Other Dist & Govt Units (In-State)	4100									0
199	Payments to Other Dist & Govt Units (Out-of-State) (Describe & Itemize)	4400									0
200	Total Payments to Other Dist & Govt Units	4000			0			0			0
201	DEBT SERVICE (TR)	5000									
202	Debt Service - Interest on Short-Term Debt	5100									0
203	Tax Anticipation Warrants	5110									0
204	Tax Anticipation Notes	5120									0
205	Corporate Personal Prop Repl Tax Anticipation Notes	5130									0
206	State Aid Anticipation Certificates	5140									0
207	Other Interest on Short-Term Debt (Describe and Itemize)	5150									0
208	Total Debt Service - Interest On Short-Term Debt	5100						0			0
209	Debt Service - Interest on Long-Term Debt	5200									0
210	Debt Service - Payments of Principal on Long-Term Debt <sup>15</sup> (Lease/Purchase Principal Retired)	5300									0
211	Debt Service - Other (Describe and Itemize)	5400									0
212	Total Debt Service	5000						0			0
213	PROVISION FOR CONTINGENCIES (TR)	6000									0
214	Total Direct Disbursements/Expenditures		310,000	4,230	6,287,700	0	0	0	0	0	6,601,930
215	Excess (Deficiency) of Receipts/Revenues Over Disbursements/Expenditures										(77,930)
216											
217	50 - MUNICIPAL RETIREMENT/SOC SEC FUND (MR/SS)										
218	INSTRUCTION (MR/SS)	1000									
219	Regular Program	1100		289,960							289,960



	A	B	C	D	E	F	G	H	I	J	K
	Description: Enter Whole Numbers Only	Func#	(1000)	(200)	(300)	(400)	(500)	(600)	(700)	(800)	(900)
			Salaries	Employee Benefits	Purchased Services	Supplies & Materials	Capital Outlay	Other Objects	Non-Capitalized Equipment	Termination Benefits	Total
1											
2											
220	Pre-K Programs	1125									0
221	Special Education Programs (Functions 1200-1220)	1200		780,000							780,000
222	Special Education Programs Pre-K	1225									0
223	Remedial and Supplemental Programs K-12	1250		38,600							38,600
224	Remedial and Supplemental Programs Pre-K	1275									0
225	Adult/Continuing Education Programs	1300									0
226	CTE Programs	1400									0
227	Interscholastic Programs	1500		5,525							5,525
228	Summer School Programs	1600		15,200							15,200
229	Gifted Programs	1650		9,500							9,500
230	Driver's Education Programs	1700									0
231	Bilingual Programs	1800		25,000							25,000
232	Truant Alternative & Optional Programs	1900									0
233	<b>Total Instruction</b>	<b>1000</b>		<b>1,163,785</b>							<b>1,163,785</b>
234	<b>SUPPORT SERVICES (MR/SS)</b>	<b>2000</b>									
235	<b>Support Services - Pupil</b>	<b>2100</b>									
236	Attendance & Social Work Services	2110		19,000							19,000
237	Guidance Services	2120		43,500							43,500
238	Health Services	2130		244,500							244,500
239	Psychological Services	2140		8,000							8,000
240	Speech Pathology & Audiology Services	2150		17,000							17,000
241	Other Support Services - Pupils (Describe & Itemize)	2190									0
242	<b>Total Support Services - Pupil</b>	<b>2100</b>		<b>332,000</b>							<b>332,000</b>
243	<b>Support Services - Instructional Staff</b>	<b>2200</b>									
244	Improvement of Instruction Services	2210		51,165							51,165
245	Educational Media Services	2220		238,000							238,000
246	Assessment & Testing	2230		100							100
247	<b>Total Support Services - Instructional Staff</b>	<b>2200</b>		<b>289,265</b>							<b>289,265</b>
248	<b>Support Services - General Administration</b>	<b>2300</b>									
249	Board of Education Services	2310		22,500							22,500
250	Executive Administration Services	2320		5,000							5,000
251	Special Area Administrative Services	2330		7,500							7,500
252	Claims Paid from Self Insurance Fund	2361									0
253	Workers' Compensation or Workers' Occupation Disease Acts Payments	2362									0
254	Unemployment Insurance Payments	2363									0
255	Insurance Payments (regular or self-insurance)	2364									0
256	Risk Management and Claims Services Payments	2365									0
257	Judgment and Settlements	2366									0
258	Educatl. Inspect, Supervisory Serv. Related to Loss Prevention or Reduction	2367									0
259	Reciprocal Insurance Payments	2368									0
260	Legal Service	2369									0
261	<b>Total Support Services - General Administration</b>	<b>2300</b>		<b>35,000</b>							<b>35,000</b>
262	<b>Support Services - School Administration</b>	<b>2400</b>									
263	Office of the Principal Services	2410		210,490							210,490
264	Other Support Services - School Administration (Describe & Itemize)	2490									0
265	<b>Total Support Services - School Administration</b>	<b>2400</b>		<b>210,490</b>							<b>210,490</b>
266	<b>Support Services - Business</b>	<b>2500</b>									
267	Direction of Business Support Services	2510									0
268	Fiscal Services	2520		81,000							81,000
269	Facilities Acquisition & Construction Services	2530									0
270	Operation & Maintenance of Plant Service	2540		708,000							708,000
271	Pupil Transportation Services	2550		14,400							14,400
272	Food Services	2560		26,700							26,700
273	Internal Services	2570									0
274	<b>Total Support Services - Business</b>	<b>2500</b>		<b>830,100</b>							<b>830,100</b>
275	<b>Support Services - Central</b>	<b>2600</b>									
276	Direction of Central Support Services	2610									0



A	B	C	D	E	F	G	H	I	J	K
Description: Enter Whole Numbers Only	Func#	(100) Salaries	(200) Employee Benefits	(300) Purchased Services	(400) Supplies & Materials	(500) Capital Outlay	(600) Other Objects	(700) Non-Capitalized Equipment	(800) Termination Benefits	(900) Total
1										
2										
277	2620									0
278	2630		17,700							17,700
279	2640		56,770							56,770
280	2660									0
281	2600		74,470							74,470
282	2900									0
283	2000		1,771,325							1,771,325
284	3000		6,520							6,520
<b>COMMUNITY SERVICES (MR/SS)</b>										
285	4000									0
286	4110									0
287	4120									0
288	4140									0
289	4000		0							0
<b>DEBT SERVICE (MR/SS)</b>										
290	5000									0
291	5100									0
292	5110									0
293	5120									0
294	5130									0
295	5140									0
296	5150									0
297	5000									0
<b>PROVISION FOR CONTINGENCIES (MR/SS)</b>										
298	6000									0
299			2,941,630							2,941,630
300										30,370
<b>Excess (Deficiency) of Receipts/Revenues Over Disbursements/Expenditures</b>										
<b>302 60 - CAPITAL PROJECTS (CP)</b>										
<b>303 SUPPORT SERVICES (CP)</b>										
304	2000									0
305	2530			100,000		35,000		1,265,000		1,400,000
306	2900									0
307	2000		0	100,000	0	35,000	0	1,265,000		1,400,000
<b>308 PAYMENTS TO OTHER DIST &amp; GOVT UNITS (CP)</b>										
309	4000									0
310	4100									0
311	4110									0
312	4120									0
313	4140									0
314	4190				0					0
315	4000									0
316	6000		0	100,000	0	35,000	0	1,265,000		1,400,000
317										(1,324,000)
<b>Excess (Deficiency) of Receipts/Revenues Over Disbursements/Expenditures</b>										
<b>319 70 WORKING CASH FUND (WC)</b>										
<b>321 80 - TORT FUND (TF)</b>										
<b>322 INSTRUCTION (TF)</b>										
323	1000									0
324	1100		0	0	0	0	0	0	0	0
325	1115									0
326	1125									0
327	1200									0
328	1225									0
329	1250									0
330	1275									0
331	1300									0
332	1400									0
333	1500									0

A	B	C	D	E	F	G	H	I	J	K
Description: Enter Whole Numbers Only	Funct #	(100) Salaries	(200) Employee Benefits	(300) Purchased Services	(400) Supplies & Materials	(500) Capital Outlay	(600) Other Objects	(700) Non-Capitalized Equipment	(800) Termination Benefits	(900) Total
1										
2										
333	Summer School Programs	1600								0
334	Gifted Programs	1650								0
335	Driver's Education Programs	1700								0
336	Bilingual Programs	1800								0
337	Tuant Alternative & Optional Programs	1900	0	0	0	0	0	0	0	0
338	Pre-K Programs - Private Tuition	1910								0
339	Regular K-12 Programs - Private Tuition	1911								0
340	Special Education Programs K-12 Private Tuition	1912								0
341	Special Education Programs Pre-K Tuition	1913								0
342	Remedial/Supplemental Programs K-12 Private Tuition	1914								0
343	Remedial/Supplemental Programs Pre-K Private Tuition	1915								0
344	Adult/Continuing Education Programs Private Tuition	1916								0
345	CTE Programs Private Tuition	1917								0
346	Interscholastic Programs Private Tuition	1918								0
347	Summer School Programs Private Tuition	1919								0
348	Gifted Programs Private Tuition	1920								0
349	Bilingual Programs Private Tuition	1921								0
350	Tuants Alternative/Opt Ed Programs Private Tuition	1922								0
351	Total Instruction <sup>14</sup>	1000	0	0	0	0	0	0	0	0
352	SUPPORT SERVICES (TF)	2000								
353	Support Services - Pupil	2100								
354	Attendance & Social Work Services	2110								0
355	Guidance Services	2120								0
356	Health Services	2130								0
357	Psychological Services	2140								0
358	Speech Pathology & Audiology Services	2150								0
359	Other Support Services - Pupils (Describe & Itemize)	2190								0
360	Total Support Services - Pupil	2100	0	0	0	0	0	0	0	0
361	Support Services - Instructional Staff	2200								
362	Improvement of Instruction Services	2210								0
363	Educational Media Services	2220								0
364	Assessment & Testing	2230								0
365	Total Support Services - Instructional Staff	2200	0	0	0	0	0	0	0	0
366	Support Services - General Administration	2300								
367	Board of Education Services	2310								0
368	Executive Administration Services	2320								0
369	Special Area Administration Services	2330								0
370	Claims Paid From Self Insurance Fund	2361								0
371	Risk Management and Claims Services Payments	2365								0
372	Total Support Services - General Administration	2300	0	0	0	0	0	0	0	0
373	Support Services - School Administration	2400								
374	Office of the Principal Services	2410								0
375	Other Support Services - School Administration (Describe & Itemize)	2490								0
376	Total Support Services - School Administration	2400	0	0	0	0	0	0	0	0
377	Support Services - Business	2500								
378	Direction of Business Support Services	2510								0
379	Fiscal Services	2520								0
380	Operation & Maintenance of Plant Services	2540								0
381	Pupil Transportation Services	2550								0
382	Food Services	2560								0
383	Internal Services	2570								0
384	Total Support Services - Business	2500	0	0	0	0	0	0	0	0
385	Support Services - Central	2600								
386	Direction of Central Support Services	2610								0
387	Planning, Research, Development & Evaluation Services	2620								0
388	Information Services	2630								0



	A	B	C	D	E	F	G	H	I	J	K
	Description: Enter Whole Numbers Only	Funct #	(100) Salaries	(200) Employee Benefits	(300) Purchased Services	(400) Supplies & Materials	(500) Capital Outlay	(600) Other Objects	(700) Non-Capitalized Equipment	(800) Termination Benefits	(900) Total
1											
2											
389	Staff Services	2640									0
390	Data Processing Services	2660									0
391	Total Support Services - Central	2600	0	0	0	0	0	0	0	0	0
392	Other Support Services (Describe & Itemize)	2900									0
393	Total Support Services	2000	0	0	0	0	0	0	0	0	0
394	COMMUNITY SERVICES (TF)	3000									0
395	PAYMENTS TO OTHER DIST & GOVT UNITS (TF)	4000									0
396	PAYMENTS TO OTHER DIST & GOVT UNITS (In-State)	4100									0
397	Payments for Regular Programs	4110									0
398	Payments for Special Education Programs	4120									0
399	Payments for Adult/Continuing Education Programs	4130									0
400	Payments for CTE Programs	4140									0
401	Payments for Community College Programs	4170									0
402	Other Payments to In-State Govt Units (Describe & Itemize)	4190									0
403	Total Payments to Other Dist & Govt Units (In-State)	4100			0						0
404	Payments for Regular Programs - Tuition	4210									0
405	Payments for Special Education Programs - Tuition	4220									0
406	Payments for Adult/Continuing Education Programs - Tuition	4230									0
407	Payments for CTE Programs - Tuition	4240									0
408	Payments for Community College Programs - Tuition	4270									0
409	Payments for Other Programs - Tuition	4280									0
410	Other Payments to In-State Govt Units (Describe & Itemize)	4290									0
411	Total Payments to Other Dist & Govt Units - Tuition (In State)	4200									0
412	Payments for Regular Programs - Transfers	4310									0
413	Payments for Special Education Programs - Transfers	4320									0
414	Payments for Adult/Continuing Ed Programs - Transfers	4330									0
415	Payments for CTE Programs - Transfers	4340									0
416	Payments for Community College Program - Transfers	4370									0
417	Payments for Other Programs - Transfers	4380									0
418	Other Payments to In-State Govt Units - Transfers (Describe & Itemize)	4390									0
419	Total Payments to Other Dist & Govt Units-Transfers (In State)	4300			0						0
420	Payments to Other Dist & Govt Units (Out of State)	4400									0
421	Total Payments to Other Dist & Govt Units	4000			0						0
422	DEBT SERVICE (TF)	5000									0
423	Debt Service - Interest on Short-Term Debt	5110									0
424	Tax Anticipation Warrants	5130									0
425	Corporate Personal Property Replacement Tax Anticipation Notes	5150									0
426	Other Interest or Short-Term Debt (Describe & Itemize)	5000									0
427	Total Debt Service	6000									0
428	PROVISION FOR CONTINGENCIES (TF)										0
429	Total Direct Disbursements/Expenditures		0	0	0	0	0	0	0	0	0
430	Excess (Deficiency) of Receipts/Revenues Over Disbursements/Expenditures										0
431	TOTAL										0
432	90 - FIRE PREVENTION & SAFETY FUND (FP&S)										0
433	SUPPORT SERVICES (FP&S)	2000									0
434	Support Services - Business	2500									0
435	Facilities Acquisition & Construction Services	2530									0
436	Operation & Maintenance of Plant Service	2540									0
437	Total Support Services - Business	2900	0	0	0	0	0	0	0	0	0
438	Other Support Services (Describe & Itemize)	2900									0
439	Total Support Services	2000	0	0	0	0	0	0	0	0	0
440	PAYMENTS TO OTHER DISTRICTS & GOVT UNITS (FP&S)	4000									0
441	Payments to Regular Programs	4110									0
442	Payments to Special Education Programs	4120									0
443	Other Payments to In-State Govt Units (Describe & Itemize)	4190									0
444	Total Payments to Other Districts & Govt Units (FP&S)	4000									0
445	DEBT SERVICE (FP&S)	5000									0
446	Debt Service - Interest on Short-Term Debt	5100									0

ESTIMATED DISBURSEMENTS/EXPENDITURES

	A	B	C	D	E	F	G	H	I	J	K
	Description: Enter Whole Numbers Only	Funct #	(100) Salaries	(200) Employee Benefits	(300) Purchased Services	(400) Supplies & Materials	(500) Capital Outlay	(600) Other Objects	(700) Non-Capitalized Equipment	(800) Termination Benefits	(900) Total
1											
2											
447	Tax Anticipation Warrants	5110									0
448	Other Interest on Short-Term Debt (Describe & Itemize)	5150									0
449	Total Debt Service - Interest on Short-Term Debt	5100						0			0
450	Debt Service - Interest on Long-Term Debt	5200									0
451	Debt Service - Payments of Principal on Long-Term Debt <sup>15</sup> (Lease/Purchase Principal Retired)	5300									0
452	Total Debt Service	5000									0
453	PROVISIONS FOR CONTINGENCIES (FP&S)	6000									0
454	Total Direct Disbursements/Expenditures		0	0	0	0	0	0	0	0	0
455	Excess (Deficiency) of Receipts/Revenues Over Disbursements/Expenditures										2,000



---

**This page is provided for detailed itemizations as requested within the body of the Report.**

---

- 1.
- 2.
- 3.
- 4.

A	B	C	D	E	F	
<b>DEFICIT BUDGET SUMMARY INFORMATION - Operating Funds Only (School Districts Only)</b>						
1	Description	EDUCATIONAL FUND (10)	OPERATIONS & MAINTENANCE FUND (20)	TRANSPORTATION FUND (40)	WORKING CASH FUND (70)	TOTAL
2	Direct Revenues	65,372,400	5,495,000	6,524,000	199,500	77,590,900
3	Direct Expenditures	67,059,940	5,575,000	6,601,930		79,236,870
4	Difference	(1,687,540)	(80,000)	(77,930)	199,500	(1,645,970)
5	Estimated Fund Balance - June 30, 2021	18,362,963	2,810,554	2,014,776	14,221,813	37,410,106
6	<b>Unbalanced budget, however, a deficit reduction plan is not required at this time.</b>					
7						
8						
9						
10	<p><i>A deficit reduction plan is required if the local board of education adopts (or amends) the 2020-21 school district budget in which the "operating funds" listed above result in direct revenues (line 9) being less than direct expenditures (line 19) by an amount equal to or greater than one-third (1/3) of the ending fund balance (line 81).</i></p>					
11						
12	<p><i>Note: The balance is determined using only the four funds listed above. That is, if the estimated ending fund balance is less than three times the deficit spending, the district must adopt and file with ISBE a deficit reduction plan to balance the shortfall within three years.</i></p>					
13	<p><i>The School Code, Section 17-1 (105 ILCS 5/17-1) - If the 2019-2020 Annual Financial Report (AFR) reflects a deficit as defined above (page 36), then the school district shall adopt and submit a deficit reduction plan (found here on page 20-24) to ISBE within 30 days after acceptance of the AFR.</i></p>					
14	<p><i>The deficit reduction plan, if required, is developed using ISBE guidelines and format.</i></p>					



ILLINOIS STATE BOARD OF EDUCATION  
School Business Services Division

A	B	C	D	E	F	G
<b>DEFICIT REDUCTION PLAN</b>						
<b>ESTIMATED BUDGET</b>						
<b>FY2020-2021</b>						
1	*School Districts Only					
2	07-016-1350-02					
3	District Number					
4	Orland School District 135					
5	District Name					
6						
7	ESTIMATED BEGINNING FUND BALANCE (must equal prior Ending Fund Balance)	20,050,503	2,890,554	2,092,706	15,522,313	40,556,076
8	RECEIPTS/REVENUES					
9	LOCAL SOURCES	57,767,900	5,495,000	3,274,000	199,500	66,736,400
10	FLOW-THROUGH RECEIPTS/REVENUES FROM ONE DISTRICT TO ANOTHER DISTRICT	0	0	0		0
11	STATE SOURCES	4,808,500	0	3,250,000	0	8,058,500
12	FEDERAL SOURCES	2,796,000	0	0	0	2,796,000
13	Total Receipts/Revenues	65,372,400	5,495,000	6,524,000	199,500	77,590,900
14	DISBURSEMENTS/EXPENDITURES					
15	INSTRUCTION	45,965,610				45,965,610
16	SUPPORT SERVICES	19,858,170	5,575,000	6,601,930		32,035,100
17	COMMUNITY SERVICES	321,160	0	0		321,160
18	PAYMENTS TO OTHER DISTRICTS & GOVT. UNITS	415,000	0	0		415,000
19	DEBT SERVICES	0	0	0		0
20	PROVISION FOR CONTINGENCIES	500,000	0	0		500,000
21	Total Disbursements/Expenditures	67,059,940	5,575,000	6,601,930		79,236,870
22	Excess of Receipts/Revenue Over/(Under) Disbursements/Expenditures	(1,687,540)	(80,000)	(77,930)	199,500	(1,645,970)
23	OTHER SOURCES/USES OF FUNDS					
24	OTHER SOURCES OF FUNDS (7000)	0	0	0	0	0
25	OTHER USES OF FUNDS (8000)	0	0	0	1,500,000	1,500,000
26	TOTAL OTHER SOURCES/USES OF FUNDS	0	0	0	(1,500,000)	(1,500,000)
27	ESTIMATED ENDING FUND BALANCE	18,362,963	2,810,554	2,014,776	14,221,813	37,410,106

ILLINOIS STATE BOARD OF EDUCATION  
School Business Services Division

	A	B	H	I	J	K	L
1	*School Districts Only						
2							
3	07-016-1350-02						
4	District Number						
5	Orland School District 135						
6	District Name						
<b>ESTIMATED BUDGET FY2021-2022</b>							
7	ESTIMATED BEGINNING FUND BALANCE (must equal prior Ending Fund Balance)		18,362,963	2,810,554	2,014,776	14,221,813	37,410,106
8	RECEIPTS/REVENUES	Acct #					
9	LOCAL SOURCES	1000					0
10	FLOW-THROUGH RECEIPTS/REVENUES FROM ONE DISTRICT TO ANOTHER DISTRICT	2000					0
11	STATE SOURCES	3000					0
12	FEDERAL SOURCES	4000					0
13	Total Receipts/Revenues		0	0	0	0	0
14	DISBURSEMENTS/EXPENDITURES	Funct #					
15	INSTRUCTION	1000					0
16	SUPPORT SERVICES	2000					0
17	COMMUNITY SERVICES	3000					0
18	PAYMENTS TO OTHER DISTRICTS & GOVT. UNITS	4000					0
19	DEBT SERVICES	5000					0
20	PROVISION FOR CONTINGENCIES	6000					0
21	Total Disbursements/Expenditures		0	0	0	0	0
22	Excess of Receipts/Revenue Over/(Under) Disbursements/Expenditures		0	0	0	0	0
23	OTHER SOURCES/USES OF FUNDS						
24	OTHER SOURCES OF FUNDS (7000)						0
25	OTHER USES OF FUNDS (8000)						0
26	TOTAL OTHER SOURCES/USES OF FUNDS		0	0	0	0	0
27	ESTIMATED ENDING FUND BALANCE		18,362,963	2,810,554	2,014,776	14,221,813	37,410,106



ILLINOIS STATE BOARD OF EDUCATION  
School Business Services Division

	A	B	M	N	O	P	Q
1	<b>ESTIMATED BUDGET FY2022-2023</b>						
2	*School Districts Only						
3	07-016-1350-02						
4	District Number						
5	Orland School District 135						
6	District Name						
7	ESTIMATED BEGINNING FUND BALANCE (must equal prior Ending Fund Balance)		18,362,963	2,810,554	2,014,776	14,221,813	37,410,106
8	RECEIPTS/REVENUES	Acct #					
9	LOCAL SOURCES	1000					0
10	FLOW-THROUGH RECEIPTS/REVENUES FROM ONE DISTRICT TO ANOTHER DISTRICT	2000					0
11	STATE SOURCES	3000					0
12	FEDERAL SOURCES	4000					0
13	Total Receipts/Revenues		0	0	0	0	0
14	DISBURSEMENTS/EXPENDITURES	Funct #					
15	INSTRUCTION	1000					0
16	SUPPORT SERVICES	2000					0
17	COMMUNITY SERVICES	3000					0
18	PAYMENTS TO OTHER DISTRICTS & GOVT. UNITS	4000					0
19	DEBT SERVICES	5000					0
20	PROVISION FOR CONTINGENCIES	6000					0
21	Total Disbursements/Expenditures		0	0	0	0	0
22	Excess of Receipts/Revenue Over/(Under) Disbursements/Expenditures		0	0	0	0	0
23	OTHER SOURCES/USES OF FUNDS						
24	OTHER SOURCES OF FUNDS (7000)						0
25	OTHER USES OF FUNDS (8000)						0
26	TOTAL OTHER SOURCES/USES OF FUNDS		0	0	0	0	0
27	ESTIMATED ENDING FUND BALANCE		18,362,963	2,810,554	2,014,776	14,221,813	37,410,106

ILLINOIS STATE BOARD OF EDUCATION  
School Business Services Division

	A	B	R	S	T	U	V
1	*School Districts Only		<b>ESTIMATED BUDGET FY2023-2024</b>				
2							
3	07-016-1350-02						
4	District Number						
5	Orland School District 135						
6	District Name		Educational Fund	Operations & Maintenance Fund	Transportation Fund	Working Cash Fund	Total
7	ESTIMATED BEGINNING FUND BALANCE (must equal prior Ending Fund Balance)		18,362,963	2,810,554	2,014,776	14,221,813	37,410,106
8	RECEIPTS/REVENUES		Acct #				
9	LOCAL SOURCES		1000				0
10	FLOW-THROUGH RECEIPTS/REVENUES FROM ONE DISTRICT TO ANOTHER DISTRICT		2000				0
11	STATE SOURCES		3000				0
12	FEDERAL SOURCES		4000				0
13	Total Receipts/Revenues		0	0	0	0	0
14	DISBURSEMENTS/EXPENDITURES		Funct #				
15	INSTRUCTION		1000				0
16	SUPPORT SERVICES		2000				0
17	COMMUNITY SERVICES		3000				0
18	PAYMENTS TO OTHER DISTRICTS & GOVT. UNITS		4000				0
19	DEBT SERVICES		5000				0
20	PROVISION FOR CONTINGENCIES		6000				0
21	Total Disbursements/Expenditures		0	0	0	0	0
22	Excess of Receipts/Revenue Over/(Under) Disbursements/Expenditures		0	0	0	0	0
23	OTHER SOURCES/USES OF FUNDS						
24	OTHER SOURCES OF FUNDS (7000)						0
25	OTHER USES OF FUNDS (8000)						0
26	TOTAL OTHER SOURCES/USES OF FUNDS		0	0	0	0	0
27	ESTIMATED ENDING FUND BALANCE		18,362,963	2,810,554	2,014,776	14,221,813	37,410,106



ILLINOIS STATE BOARD OF EDUCATION  
School Business Services Division

	A	B	W	X	Y	Z
1	*School Districts Only					
2						
3	07-016-1350-02					
4	District Number					
5	Orland School District 135					
6	District Name		FY2020-2021	FY2021-2022	FY2022-2023	FY2023-2024
7	ESTIMATED BEGINNING FUND BALANCE (must equal prior Ending Fund Balance)		40,556,076	37,410,106	37,410,106	37,410,106
8	RECEIPTS/REVENUES	Acct #				
9	LOCAL SOURCES	1000	66,736,400	0	0	0
10	FLOW-THROUGH RECEIPTS/REVENUES FROM ONE DISTRICT TO ANOTHER DISTRICT	2000	0	0	0	0
11	STATE SOURCES	3000	8,058,500	0	0	0
12	FEDERAL SOURCES	4000	2,796,000	0	0	0
13	Total Receipts/Revenues		77,590,900	0	0	0
14	DISBURSEMENTS/EXPENDITURES	Funct #				
15	INSTRUCTION	1000	45,965,610	0	0	0
16	SUPPORT SERVICES	2000	32,035,100	0	0	0
17	COMMUNITY SERVICES	3000	321,160	0	0	0
18	PAYMENTS TO OTHER DISTRICTS & GOVT. UNITS	4000	415,000	0	0	0
19	DEBT SERVICES	5000	0	0	0	0
20	PROVISION FOR CONTINGENCIES	6000	500,000	0	0	0
21	Total Disbursements/Expenditures		79,236,870	0	0	0
22	Excess of Receipts/Revenue Over/(Under) Disbursements/Expenditures		(1,645,970)	0	0	0
23	OTHER SOURCES/USES OF FUNDS					
24	OTHER SOURCES OF FUNDS (7000)		0	0	0	0
25	OTHER USES OF FUNDS (8000)		1,500,000	0	0	0
26	TOTAL OTHER SOURCES/USES OF FUNDS		(1,500,000)	0	0	0
27	ESTIMATED ENDING FUND BALANCE		37,410,106	37,410,106	37,410,106	37,410,106

**Deficit Reduction Plan-Background/Assumptions (School Districts Only)**  
**Fiscal Year 2020-2021 through Fiscal Year 2023-2024**

---

**Orland School District 135      07-016-1350-02**

---

*Please complete the following schedule and include a brief description to identify any areas of the budget that will be impacted from one year to the next. If the deficit reduction plan relies upon new local revenues, identify contingencies for further budget reductions which will be enacted in the event those new revenues are not available.*

---

**1. Background and Narrative of Budget Reductions:**

**2. Assumptions Used in the Deficit Reduction Plan:**

- EBF and Estimated New Tier Funding:

- Equal Assessed Valuation and Tax Rates:

- Employee Salaries and Benefits:

- Short and Long Term Borrowing:

- Educational Impact:



**- Other Assumptions:**

**- Has the district considered shared services or outsourcing (Ex: Transportation, Insurance) If yes please explain:**

**ESTIMATED LIMITATION OF ADMINISTRATIVE COSTS (School Districts Only)**  
*(For Local Use Only)*

*This is an estimated Limitation of Administrative Costs Worksheet only and will not be accepted for Official Submission of the Limitation of Administrative Costs Worksheet.*

The worksheet is intended for use during the budgeting process to estimate the district's percent increase of FY2021 budgeted expenditures over FY2020 actual expenditures. Budget information is copied to this page. Insert the prior year estimated actual expenditures to compute the estimated percentage increase (decrease).

The official Limitation of Administrative Costs Worksheet is attached to the end of the Annual Financial Report (ISBE Form 50-35) and may be submitted in conjunction with that report. An official Limitation of Administrative Costs Worksheet can also be found on the ISBE website at: [Limitation of Administrative Costs](#)

**ESTIMATED LIMITATION OF ADMINISTRATIVE COSTS WORKSHEET**  
 (Section 17-1.5 of the School Code)

School District Name: **Orland School District 135**  
 RCDT Number: **07-016-1350-02**

Description	Funct. No.	Estimated Actual Expenditures, Fiscal Year 2020			Budgeted Expenditures, Fiscal Year 2021				
		(10) Educational Fund	(20) Operations & Maintenance Fund	(80) Tort Fund *	Total	(10) Educational Fund	(20) Operations & Maintenance Fund	(80) Tort Fund	Total
1. Executive Administration Services	2320	260,391		0	260,391	264,950		0	264,950
2. Special Area Administration Services	2330	267,082		0	267,082	285,750		0	285,750
3. Other Support Services - School Administration	2490			0	0	0		0	0
4. Direction of Business Support Services	2510			0	0	0		0	0
5. Internal Services	2570			0	0	0		0	0
6. Direction of Central Support Services	2610			0	0	0		0	0
7. Deduct - Early Retirement or other pension obligations required by state law and included above.									
<b>8. Totals</b>		<b>527,473</b>	<b>0</b>	<b>0</b>	<b>527,473</b>	<b>550,700</b>	<b>0</b>	<b>0</b>	<b>550,700</b>
<b>9. Estimated Percent Increase (Decrease) for FY2021 (Budgeted) over FY2020 (Actual)</b>									<b>4%</b>

\* For FY 2020 Tort Fund Expenditures, first complete the Estimated Limitation of Administrative Costs - Crosswalk of FY 2020 Tort Fund Expenditures, located below on lines 43-70



## Estimated Limitation of Administrative Costs - Crosswalk of FY 2020 Tort Fund Expenditures

The 23 Illinois Administrative Code, Part 100 Requirements for Accounting, Budgeting, Financial Reporting and Auditing, was amended effective with the beginning of FY 2021. To assist districts with the crosswalk of its Limitation of Administrative Costs Worksheet (LAC) within the school district's FY 2021 budget, please complete the crosswalk of FY 2020 Tort Fund expenditures that would have been reflected within one of the Limitation of Administrative Costs functions if the amended rules were effective beginning with FY 2020.

**If a school district has FY 2020 Tort Fund expenditures, a Limitation of Administrative Costs – Tort Fund Crosswalk must be completed and must be submitted in conjunction with the FY 2021 Limitation of Administrative Costs Worksheet.**

School District Name: Orland School District 135  
 RCDT Number: 07-016-1350-02

FY 2020 Tort Fund Expenditures	FY 2020 Function	FY 2020 Total Expenditure	How Expenditures would have been reported had FY 2021 Amended Rules been implemented for FY 2020						Total (Must agree with Expenditures in column E)
			Function 2320	Function 2330	Function 2490	Function 2510	Function 2570	Function 2610	
Claims Paid from Self Insurance Fund	2361								0
Workers' Compensation or Worker's Occupation Disease	2362								0
Acts Pymts									
Unemployment Insurance Payments	2363								0
Insurance Payments (Regular or Self-Insurance)	2364								0
Risk Management and Claims Services Payments	2365								0
Judgment and Settlements	2366								0
Educational, Inspectional, Supervisory Services Related to Loss Prevention or Reduction	2367								0
Reciprocal Insurance Payments	2368								0
Legal Services	2369								0
Property Insurance (Buildings & Grounds)	2371								0
Vehicle Insurance (Transportation)	2372								0
<b>Totals</b>		<b>0</b>	<b>0</b>	<b>0</b>	<b>0</b>	<b>0</b>	<b>0</b>	<b>0</b>	<b>0</b>

Please email [finance1@isbe.net](mailto:finance1@isbe.net) or call 217-785-8779 with any questions.





### Reference Description

- 1 Each fund balance should correspond to the fund balance reflected on the books as of June 30th - Balance Sheet Accounts #720 and #730 (audit figures, if available).
- 2 Accounting and Financial Reporting for Certain Grants and Other Financial Assistance. The "On-Behalf" Payments should only be reflected on this page (Budget Summary, Lines 10 and 20).
- 3 Requires the secretary of the school board to notify the county clerk (within 30 days of the transfer approval) to abate an equal amount of taxes to be next extended. See Sec. 10-22.14 & 17-2.11.
- 3<sup>a</sup> Requires notification to the county clerk to abate an equal amount from taxes next extended. See section 10-22.14
- 4 Principal on Bonds Sold:
  - (1) Funding Bonds are to be entered in the fund or funds in which the liability occurs.
  - (2) Refunding Bonds can be entered in the Debt Services Fund only.
  - (3) Building Bonds can be entered in the Capital Projects Fund only.
  - (4) Fire Prevention and Safety Bonds can be entered in the Fire Prevention & Safety Fund only.
- 5 The proceeds from the sale of school sites, buildings, or other real estate shall be used first to pay the principal and interest on any outstanding bonds on the property being sold, and after all such bonds have been retired, the remaining proceeds from the sale next shall be used by the school board to meet any urgent district needs as determined under Sections 2-3.12 and 17-2.11 of the School Code. Once these issues have been addressed, any remaining proceeds may be used for any other authorized purpose and for deposit into any district fund.
- 6 The School Code, Section 10-22.44 prohibits the transfer of interest earned on the investment of "any funds for purposes of Illinois Municipal Retirement under the Pension Code." This prohibition does not include funds for Social Security and Medicare-only purposes. For additional requirements on interest earnings, see 23 Illinois Administrative Code, Part 100, Section 100.50.
- 7 Cash plus investments must be greater than or equal to zero.
- 8 For cash basis budgets, this total will equal the Budget Summary - Total Direct Receipts/Revenues (Line 9) plus Total Other Sources of Funds (Line 46).
- 9 For cash basis budgets, this total will equal the Budget Summary - Total Direct Disbursements/Expenditures (Line 19) plus Total Other Uses of Funds (Line 79).
- 10 Working Cash Fund loans may be made to any district fund for which taxes are levied (Section 20-5 of the School Code).
- 11 Include revenue accounts 1110 through 1115, 1117, 1118 & 1120.
- 12 The School Code Section 17-2.2c. Tax for leasing educational facilities or computer technology or both, and for temporary relocation expense purposes.
- 13 Corporate personal property replacement tax revenue must be first applied to the Municipal Retirement/Social Security Fund to replace tax revenue lost due to the abolition of the corporate personal property tax (30 ILCS 115/12). This provision does not apply to taxes levied for Medicare-Only purposes.
- 14 Only tuition payments made to private facilities. See Functions 4200 or 4400 for estimated public facility disbursements/expenditures.
- 15 Payment towards the retirement of lease/purchase agreements or bonded/other indebtedness (principal only) otherwise reported within the fund - e.g.: alternate revenue bonds. (Describe & Itemize)
- 16 Only abolishment of Working Cash Fund must transfer its funds directly to the Educational Fund upon adoption of a resolution and at the close of the current school Year (see 105 ILCS 5/20-8 for further explanation)  
Only abatement of working cash fund can transfer its funds to any fund in most need of money (see 105 ILCS 5/20-10 for further explanation)

CHECK FOR ERRORS	
<p><b>This worksheet checks various cells to assure that selected items are in balance.</b>  <b>Out-of-balance conditions are accompanied by an error message.</b>  <b>Errors must be corrected before the budget is finalized and submitted to ISBE.</b></p>	
Budget Item References	Message
Is Deficit Reduction Plan Required? (Joint Agreements do not complete a deficit reduction plan.)	<b>Deficit reduction plan is not required.</b>
If required, is Deficit Reduction Plan Completed (Page: DefReductPlan 23-27)?	
<b>1. Cover Page - "School District or Joint Agreement" and "CASH or ACCRUAL"</b>	
Check School District or Joint Agreement.	School District
Check one type of Accounting Basis used on the Cover sheet.	ACCRUAL
<b>2. Budget Summary: Other Sources (Page BudgetSum 2-3 - Acct 7000), must equal Other Uses (BudgetSum 2-3 - Acct. 8000).</b>	
Estimated Beginning Fund Balance July,1 2020 for all Funds (Cells C3 - K3) (Line must have a number or zero. Do not leave blank.)	OK
Estimated Activity Fund Beginning Fund Balance July,1 2020 (Cell C83) (Cell must have a number or zero. Do not leave blank.)	OK
Transfer Among Funds (Funds 10, 20, 40 - Acct 7130 - Cells C29, D29, F29), must equal (Funds 10, 20 & 40 - Acct 8130 - Cells C52, D52, F52).	OK
Transfer of Interest (Funds 10 thru 90 - Acct 7140 - Cells C30:K30), must equal (Funds 10 thru 60, & 80 - Acct 8140 - Cells C53:H53, J53).	OK
Transfer to Debt Service to Pay Principal on Capital Leases (Fund 30 - Acct 7400 - Cell E39) must equal (Funds 10, 20 & 60 - Acct 8400 Cells C57:H60).	OK
Transfer to Debt Service to Pay Interest on Capital Leases (Fund 30 - Acct 7500 - Cell E40) must equal (Funds 10, 20 & 60 - Acct 8500 - Cells C61:H64).	OK
Transfer to Debt Service Fund to Pay Principal on Revenue Bonds (Fund 30 - Acct 7600 - Cell E41) must equal (Funds 10 & 20 - Acct 8600 - Cells C65:D68).	OK
Transfer to Debt Service to Pay Interest on Revenue Bonds (Fund 30 - Acct 7700 - Cell E42) must equal (Funds 10 & 20 - Acct 8700 - Cells C69:D72).	OK
Transfer to Capital Projects Fund (Fund 60 - Acct 7800 - Cell H43) must equal (Fund 10 & 20, Acct 8800 - Cells C73:D76).	OK
<b>3. Summary of Cash Transactions: Beginning Cash Balance on Hand July 1, 2020, (CashSum 4, All Funds), cannot be negative.</b>	
Educational (Fund 10 - Cell C3)	OK
Operations & Maintenance (Fund 20 - Cell D3)	OK
Debt Service (Fund 30 - Cell E3)	OK
Transportation (Fund 40 - Cell F3)	OK
Municipal Retirement/Social Security (Fund 50 - Cell G3)	OK
Capital Projects (Fund 60 - Cell H3)	OK
Working Cash (Fund 70 - Cell I3)	OK
Tort (Fund 80 - Cell J3)	OK
Fire Prevention & Safety (Fund 90 - Cell K3)	OK
Activity Funds (Cell C23)	OK
<b>4. Summary of Cash Transactions: Ending Cash Balance on Hand June 30, 2021, (Page CashSum 4 - All Funds), cannot be negative.</b>	
Educational (Fund 10 - Cell C21)	OK
Operations & Maintenance (Fund 20 - Cell D21)	OK
Debt Service (Fund 30 - Cell E21)	OK
Transportation (Fund 40 - F21)	OK
Municipal Retirement/Social Security (Fund 50 - Cell G21)	OK
Capital Projects (Fund 60 - H21)	OK
Working Cash (Fund 70 - Cell I21)	OK
Tort (Fund 80 - Cell J21)	OK
Fire Prevention & Safety (Fund 90 - Cell K21)	OK
<b>5. Summary of Cash Transactions: Other Receipts, (Page CashSum 4), must equal Other Disbursements, (Page CashSum 4).</b>	
Interfund Loans Payable (Funds 10:60, 80, 90 - Acct 411 - Cells C6:H6, J6:K6) must equal Interfund Loans Receivable (Funds 10:20, 40, 70 - Acct 141 - Cells C15:D15, F15, I15).	OK
Interfund Loans Receivable (Funds 10, 20, 40 & 70 - Acct 141 - Cells C7:D7, F7, I7) must equal Interfund Loans Payable (Funds 10:60, 80, 90 - Acct 411 - Cells C16:H16, J16, K16).	OK

*End of Balancing*



**Evidence-Based Funding (EBF) Spending Plan - (School Districts Only)**

***School districts are reminded that, in addition to the budget template, they are required to submit an annual EBF Spending Plan. The IWAS application for the EBF Spending Plan will open on August 1, 2020. All EBF Spending Plans are due by September 30, 2020. The budget template is envisioned to include the EBF Spending Plan by FY 2023. More information is available at [www.isbe.net/ebfspendingplan](http://www.isbe.net/ebfspendingplan). Questions not addressed there may be directed to [ebfspendingplan@isbe.net](mailto:ebfspendingplan@isbe.net).***