



Northern Local Instructional Framework

Framework Purpose: Provide students with consistency and continuity in order to improve social and academic performance across all subject areas and grade levels.


Provide teachers with a simplified approach for quality daily instruction while building positive student/teacher relationships.

G	O		R	E	D!
<p><u>Get Started Immediately</u></p> <ul style="list-style-type: none"> • Greet students at the door. • Bellringer: Students start working without teacher direction. <p>- Maximize the first 10 min of class</p>	<p><u>Objectives Posted</u></p> <ul style="list-style-type: none"> • Target skill 6-12 • I Can Statements K-5 	<p><u>Foundational Principles</u></p> <p>Every Day in Every Classroom Every Student Will Read, Write and Speak</p> <p>Build Relationships!</p>	<p><u>Reach All Students</u></p> <ul style="list-style-type: none"> • “I do, we do, you do” • “Strategic Hands Policy” <p>-Students engaged in the teaching</p> <p>-Cold calling with life line and circle back</p> <p>-No opt out of answering question</p>	<p><u>Everyone Gets Feedback</u></p> <ul style="list-style-type: none"> • Students working: teachers checking • Praise, prompt, leave (Come Back!) <p>-Students engaged in the work</p> <p>-Goal is to create independent learners</p>	<p><u>Dedicated Ending</u></p> <ul style="list-style-type: none"> • Exit ticket • Quick Check <p>-Use exit ticket to guide next day’s lesson</p> <p>-Maximize the last 10 min of class</p>

Northern Local Student Learning Framework

G	O		R	E	D!
<p style="text-align: center;">Get Started Immediately</p> <ul style="list-style-type: none"> ● Enter class quietly ● Learning begins when you enter the room ● Begin working on the bellringer <p><i>-Maximize your first 10 minutes of class</i></p>	<p style="text-align: center;">Objectives Posted</p> <ul style="list-style-type: none"> ● Read the target skill and be prepared to learn ● Early Finisher Work ● Read 	<p style="text-align: center;"><u>Foundational Principles</u></p> <p style="text-align: center;">Other People Matter</p> <p style="text-align: center;">There is no substitute for hard work!</p>	<p style="text-align: center;">Respect Teaching Time</p> <ul style="list-style-type: none"> ● Look at teacher ● Listen/track the speaker ● Answer questions: if you don't know the answer that's okay: You can repeat the answer from your lifeline. 	<p style="text-align: center;">Engage In Your Work</p> <ul style="list-style-type: none"> ● Ask questions if you are confused ● Focus 	<p style="text-align: center;">Demonstrate Your Learning</p> <ul style="list-style-type: none"> ● Try hard on your exit ticket <p style="text-align: center;"><i>-Maximize your last 10 minutes of class</i></p>

Northern Local Instructional Framework - [Links for Learning](#)

G	O		R	E	D!
<p><u>Get Started Immediately</u></p> <ul style="list-style-type: none"> • Greet students at the door. eduTopia Article • Bellringer: Students start working without teacher direction. Bell Ringer/ Do Now <p>-Maximize the first 10 minutes of class</p>	<p><u>Objectives Posted</u></p> <ul style="list-style-type: none"> • Target skill 6-12 • I Can Statements K-5 <p>Posting Objectives</p>	<p><u>Foundational Principles</u></p> <p>Every Day in Every Classroom Every Student Will Read, Write and Speak</p> <ul style="list-style-type: none"> • Read-Write-Speak: Techniques • Slides needed for video • Video-Literacy Conference 2019: Anita Archer Article <p>Build Relationships!</p>	<p><u>Reach All Students</u></p> <ul style="list-style-type: none"> • "I do, we do, you do" • "Strategic Hands policy" • Visuals & Video - Gradual Release Method <p>-Students engaged in the teaching</p> <p>-Cold calling with life line and circle back</p> <p>-No opt out of answering question</p>	<p><u>Everyone Gets Feedback</u></p> <ul style="list-style-type: none"> • Students working: teachers checking • Praise, prompt, leave (Come Back!) • Praise, Prompt, Leave- Article • Videos on youtube <p>-Students engaged in the work</p> <p>-Goal is to create independent learners</p>	<p><u>Dedicated Ending</u></p> <ul style="list-style-type: none"> • Exit ticket • eduTopia Article <p>-Use exit ticket to guide next day's lesson</p> <p>-Maximize the last 10 minutes of class</p>