

Addendum 2

Project Stadium New Press Box – Marlin ISD
Issued December 8, 2023 by CEI Engineering Associates, Inc.
Proposal Opening December 14th at 2:00 PM

The following additions and changes are to be made to the Contract Documents; and hereby become part of the Contract.

Item 1 – Substantial completion and Contractor Start Date

1. Change the substantial completion date from August 2nd to July 15th, 2024. Alternate proposal substantial completion date is to stay the same.
2. Change the date work to commence from January 2nd to approximately January 15th, 2024.

Item 2 – Press Box design Changes

1. Attached addendum 2 materials included with this addendum are to be included as part of addendum 2.

END OF ADDENDUM

This addendum that consists of one (1) addenda sheet; and four (4) HKS narrative sheets; and twenty-four (24) drawings sheets, which shall be included as part of the proposal documents.

This addenda must be acknowledged on the Proposal Form



2023-12-08

A handwritten signature in blue ink that reads "Jeffery J. Bresee".

MARLIN ISD

PRESSBOX

Marlin, Texas

ADDENDUM NO. 2

PROJECT: Marlin ISD - Pressbox
HKS Project No. 26095.000

DATE: December 08, 2023

FROM: Erin Halliday
350 N Saint Paul, Suite 100
Dallas, TX 75201
214-969-5599

The Proposal Documents shall be amended and/or revised by Addendum hereinafter specified and all Work affected by this Addendum shall be included.

Except as may otherwise be described, labor and material for the Work hereinafter indicated shall conform to all requirements of the original Proposal Documents.

Notwithstanding the foregoing, it is a condition of this Policy that the Company shall be subrogated to all the Insured's rights of recovery against any manufacturer or supplier of machinery, equipment or other property, whether named as an Insured or not, for the cost of making good any loss or damage which said party has agreed to make good under a guarantee or warranty, whether expressed or implied.

The Insured will act in concert with the Company and all other interest concerned in the exercise of such rights of recovery. The Insured will do nothing after a loss to prejudice such rights of subrogation.

If any amount is recovered as a result of such proceedings, the net amount recovered after deducting the costs of recovery, will accrue first to the Company up to the amount of loss paid. Any excess of this amount will be remitted to the Insured. If there is no recovery, the interests instituting the proceedings will bear the expense of the proceedings proportionately.

ARCHITECTURE

- **A0.01 – PROJECT INFORMATION**
-Updated code and building information
- **A1.00 – SITE PLAN**
-Updated building view range to show ground level
- **A1.01 – SITE DETAILS**
-Added Detail 04 : PIPE SWING GATE

- **A2.00 – PRESS BOX FLOOR PLANS**
 - GROUND LEVEL:
 - Updated slab to match structural extents
 - Added Elev Lobby
 - Changed exterior walls around Elev Lobby and Mech Rm to be 6" studs
 - MEZZANINE LEVEL:
 - Changed exterior walls around drinking fountain to be 6" stud
 - Added note: "PAINT ALL EIFS WALLS SW 6831"
 - Added note: "SLOPE ¼"/FT FOR DRAINAGE"
 - PRESSBOX LEVEL:
 - Changed all suites to be tiered
 - Added counters at tiered suites
 - Changed stair at VIP suite to be 48"
 - Increased size of kitchen by 4'
 - Combined Storage and IT rooms
 - Increased size of Office appx 1'
 - Relocated roof access ladder on opposite wall in Custodial Room
- **A2.10 – ROOF PLAN**
 - Decreased size of elevator pop-up
 - Added coping extension along back of elevator pop-up
 - Adjusted roof hatch location
 - Added walk pads for reference
- **A2.30 – FINISH FLOOR PLANS**
 - Changed floor finish to carpet in suites and office
 - Updated Interior Design Selections
- **A3.00 – PARTITION TYPES**
 - Updated partition types for Types D, F, and G
- **A3.19 – ADAAG TOILET LAYOUTS AND STD ACCESSORIES - EDUCATION**
 - Added floor drain on RR Enlarged Plan
- **A3.31 – DOOR, SAFETY GLAZING AND LOUVER INFORMATION**
 - Added Set #8 in the hardware schedule
 - Added Door #100 to the door schedule
 - Updated size of BL-01
 - Added elevation views 04 and 05
- **A3.51 – INTERIOR ELEVATIONS AND DETAILS**
 - Added additional cabinets and undercounter drink fridge to kitchen
 - Added wall graphics to Elevations 03 and 04
 - Adjusted Detail 05
- **A4.00 – REFLECTED CEILING PLAN**
 - Added RCP for the ground level
 - Added ceiling and lights for elevator lobby
 - Adjusted ceilings and lights at Pressbox Level to match floor plan changes
- **A5.00 – EXTERIOR ELEVATIONS**
 - Added "LEGION FIELD" signage to North Elevation
 - Updated height of exterior window at East Elevation
 - Updated signage to South Elevation

-Added Bulldog logo for reference to West Elevation

- **A5.10 – WINDOW ELEVATIONS**
 - Updated height of window at South Elevation Pressbox
 - Updated height of East Elevation window
- **A6.10 – WALL SECTIONS**
 - Changed view extents to show interior wall at stairwell
 - Added Section 02 for elevator shaft
- **A6.11 – WALL SECTIONS**
 - Added additional information to Section 07
- **A7.10 – METAL PANEL DETAILS 01**
 - Added details 09,10, and 11
- **A7.11 – METAL PANEL DETAILS 02**
 - Added detail 04
- **A8.00 – STEEL STAIR PLANS AND SECTIONS**
 - Updated Stair plans 01 and 02 to show structural columns
- **A8.10 – ELEVATOR PLAN AND DETAILS**
 - Updated Views 09 and 13

STRUCTURAL

S2.01:

Updated grid C.1 dimensional control.

Updated the foundation plan to show new edge of foundation/mech room and elevator lobby.

Updated screen wall support note.

Updated the step in the press box to run the full length of the building.

Updated dimensional control of roof access hatch framing.

Updated roof popup to lessen the extents of it.

S3.01

Updated the name of section 06 to better reflect it's intended use.

Updated the elevator foundation details 07 and 08 to reflect new design intent.

S4.01

Updated 01 and 02 to reflect current bleacher-mezzanine design intent.

Updated 03 to reflect hi-low screen wall condition.

Marked several details not used as they no longer occur due to scope reductions.


S4.02

Marked several details not used as they no longer occur due to scope reductions.

Updated details 01 and 06 with further clarity (weld info, notes, etc.).

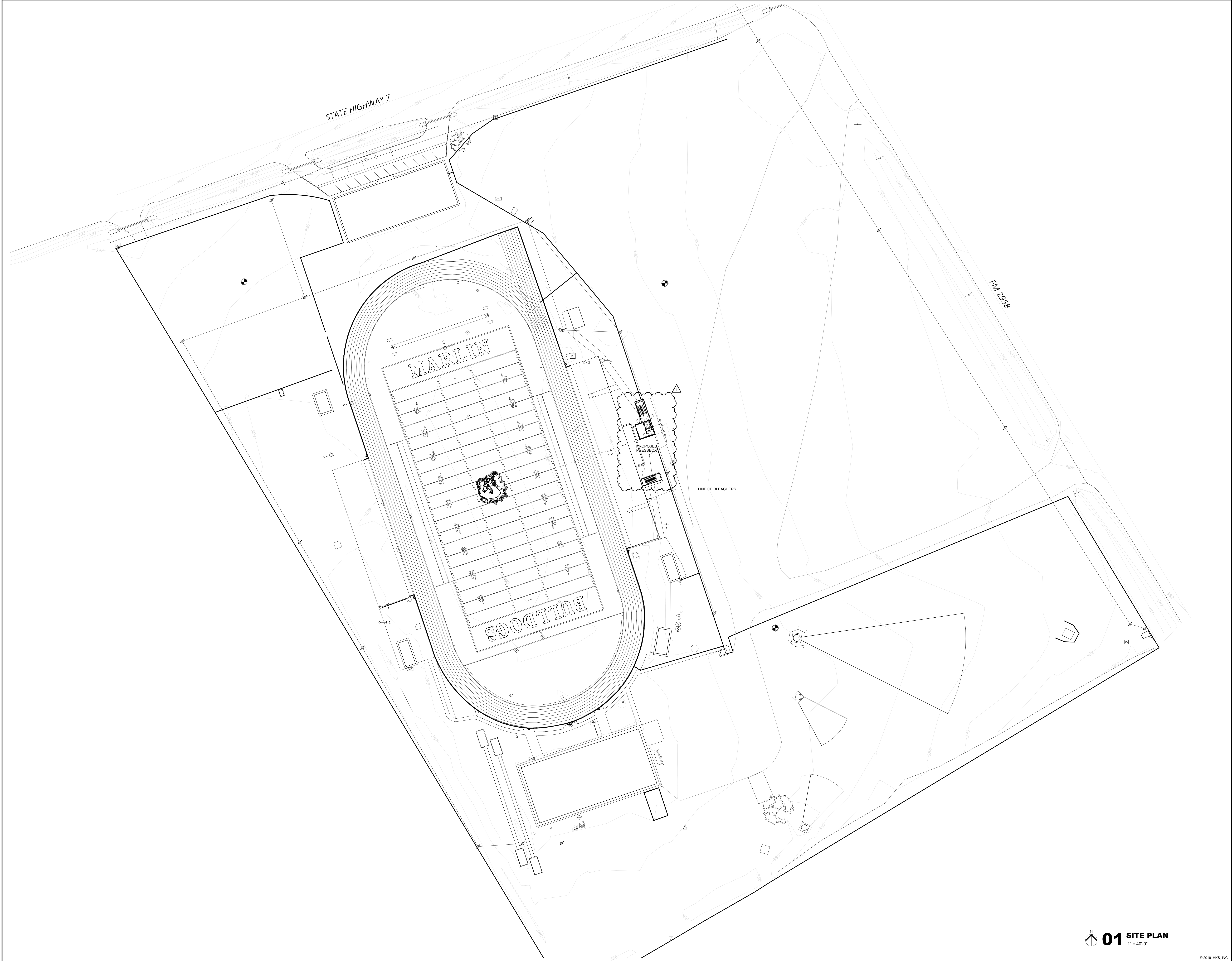
S4.03

Updated detail 01 to reflect a 1" construction allowance at detail 01.



12/08/2023

END OF ADDENDUM



HKS

ARCHITECT

HKS, INC.
350 N SAINT PAUL ST
SUITE 100
DALLAS, TX 75201

CIVIL ENGINEER

CEI ENGINEERING ASSOCIATES, INC.
3030 LBJ FREEWAY
SUITE 100
DALLAS, TX 75234

LANDSCAPE

CEI ENGINEERING ASSOCIATES, INC.
3030 LBJ FREEWAY
SUITE 100
DALLAS, TX 75234

STRUCTURAL

HKS, INC.
350 N SAINT PAUL ST
SUITE 100
DALLAS, TX 75201

MEP

ROMINE, ROMINE & BURGESS, INC.
300 GREENLEAF ST
FORT WORTH, TX 76107




MARLIN

MARLIN ISD PRESS BOX
678 SUCCESS DR B
MARLIN, TX 76661

OWNER

MARLIN ISD
678 SUCCESS DR B
MARLIN, TX 76661



12/08/2023

REVISION NO.	DESCRIPTION	DATE
1	ADDENDUM #2	12/08/2023

HKS PROJECT NUMBER

26095.000

DATE

11/20/23

ISSUE

ISSUE FOR BID AND

PERMIT

SHEET TITLE

SITE PLAN

SHEET NO.

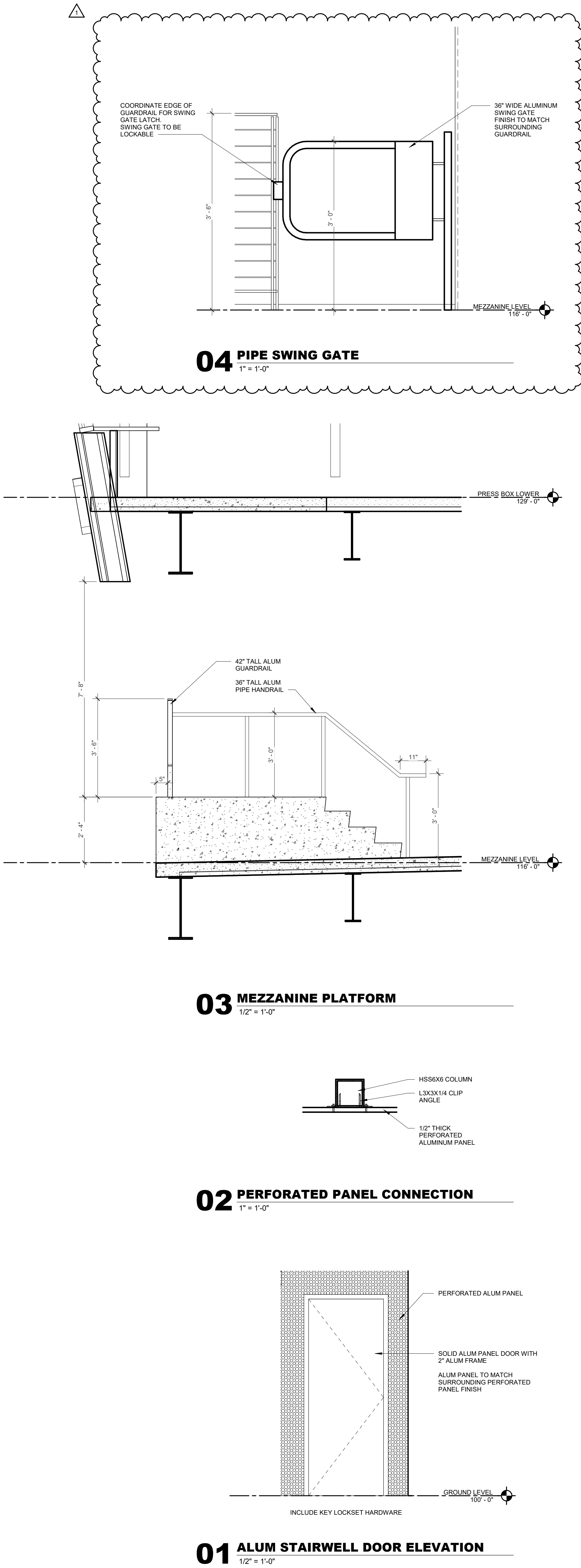
A1.00

01 SITE PLAN
1" = 40'-0"

© 2019 HKS, INC.

PLOT DATE: 12/08/2023 10:25 AM TEMPLATE VERSION: 21.0.4

PLOT DATE: 12/08/2023 10:25:25 AM
12/08/2023 10:25:25 AM
TEMPLATE VERSION: 20.0.4



HKS

ARCHITECT

HKS, INC.
350 N SAINT PAUL ST
SUITE 100
DALLAS, TX 75201

CIVIL ENGINEER

CEI ENGINEERING ASSOCIATES, INC.
3030 LBJ FREEWAY
SUITE 100
DALLAS, TX 75234

LANDSCAPE

CEI ENGINEERING ASSOCIATES, INC.
3030 LBJ FREEWAY
SUITE 100
DALLAS, TX 75234

STRUCTURAL

HKS, INC.
350 N SAINT PAUL ST
SUITE 100
DALLAS, TX 75201

MEP

ROMINE, ROMINE & BURGESS, INC.
300 GREENLEAF ST
FORT WORTH, TX 76107




MARLIN

MARLIN ISD PRESS BOX
678 SUCCESS DR B
MARLIN, TX 76661

OWNER

MARLIN ISD
678 SUCCESS DR B
MARLIN, TX 76661



12/08/2023

REVISION NO.	DESCRIPTION	DATE
1	ADDENDUM #2	12/08/2023

HKS PROJECT NUMBER

26095.000

DATE

11/20/23

ISSUE

ISSUE FOR BID AND

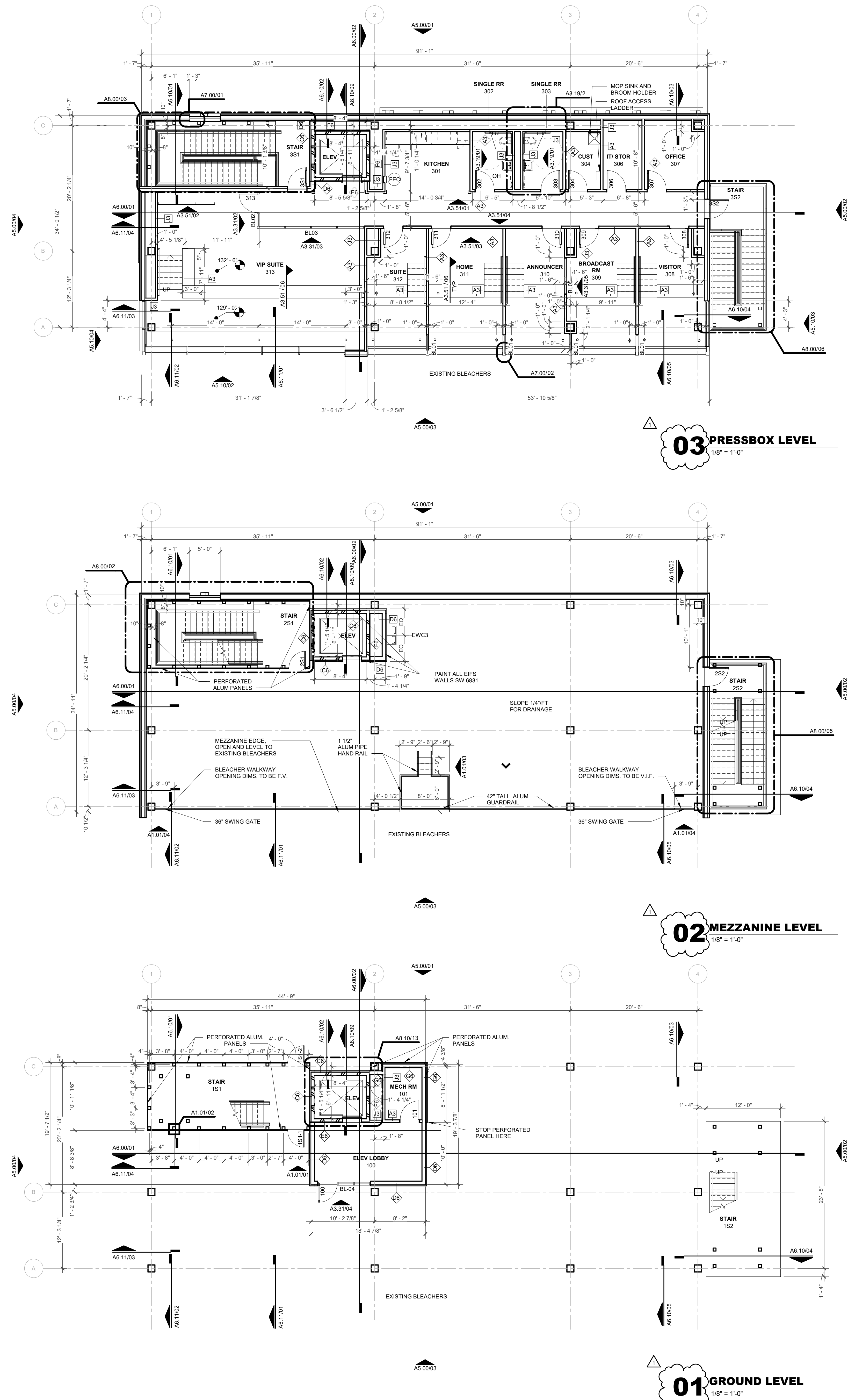
PERMIT

SHEET TITLE

SITE DETAILS

SHEET NO.

A1.01



- GENERAL NOTES - FLOOR PLAN**
1. REFER TO SHEETS A3.00, A3.01, A3.05 FOR PARTITION TYPES, GRAPHIC AND SYMBOLIC DESIGNATIONS, NOTES, AND DETAILS.
 2. REFER TO SHEET A3.10 FOR MISCELLANEOUS METAL FABRICATION (MF) TYPES AND DETAILS.
 3. REFER TO SHEET A3.19 FOR TYPICAL TOILET LAYOUTS AND TOILET ACCESSORY MOUNTING DIAGRAMS.
 4. REFER TO SHEET A3.31 FOR DOOR INFORMATION, SCHEDULES AND DETAILS.
 5. REFER TO SHEET A2.30 FOR FINISH INFORMATION AND SCHEDULES.
 6. REFER TO SHEET A3.50 FOR CASEWORK DETAILS AND INFORMATION.
 7. REFER TO SHEET A5.00 FOR EXTERIOR ELEVATIONS.
 8. REFER TO SHEET A8.00, A8.02 FOR STAIR AND ELEVATOR SECTIONS AND DETAILS.
 9. ALL EXTERIOR DIMENSIONS ARE FROM FACE OF EXTERIOR FACE OF STUD, U.N.O.

HKS

ARCHITECT
HKS, INC.
350 N SAINT PAUL ST
SUITE 100
DALLAS, TX 75201

CIVIL ENGINEER
CEI ENGINEERING ASSOCIATES, INC.
3030 LBJ FREEWAY
SUITE 100
DALLAS, TX 75234

LANDSCAPE
CEI ENGINEERING ASSOCIATES, INC.
3030 LBJ FREEWAY
SUITE 100
DALLAS, TX 75234

STRUCTURAL
HKS, INC.
350 N SAINT PAUL ST
SUITE 100
DALLAS, TX 75201

MEP
ROMINE, ROMINE & BURGESS, INC.
300 GREENLEAF ST
FORT WORTH, TX 76107



MARLIN ISD PRESS BOX
678 SUCCESS DR B
MARLIN, TX 76661

OWNER
MARLIN ISD
678 SUCCESS DR B
MARLIN, TX 76661



REVISION NO.	DESCRIPTION	DATE
1	ADDENDUM #2	12/08/2023

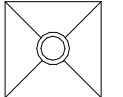
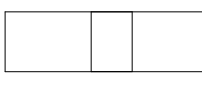
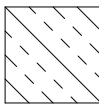


HKS PROJECT NUMBER
26095.000
DATE
11/20/23
ISSUE
ISSUE FOR BID AND PERMIT
SHEET TITLE
PRESS BOX FLOOR PLANS

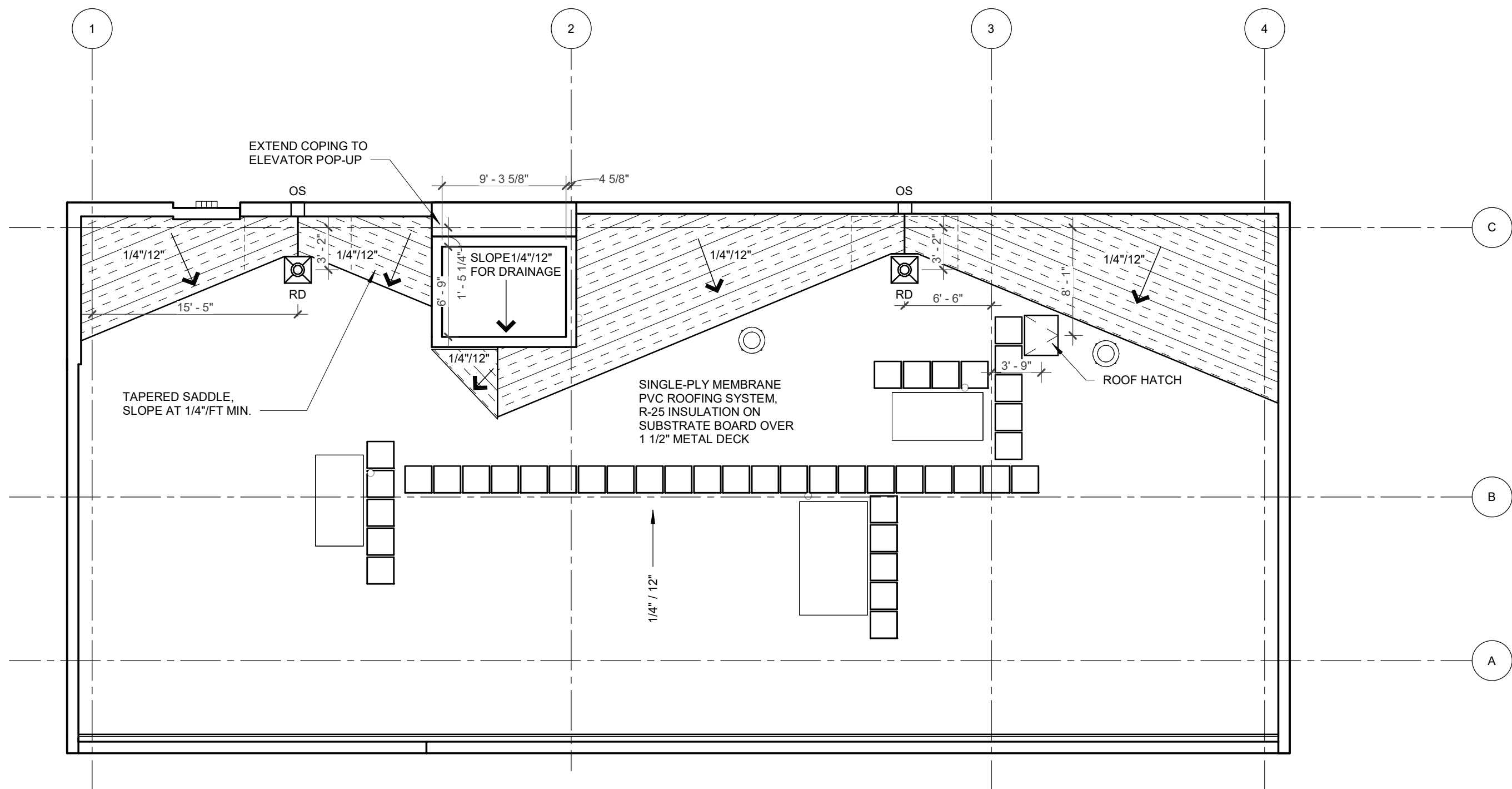
SHEET NO.
A2.00

GENERAL NOTES - ROOF PLAN

- ROOF TYPE: SINGLE-PLY MEMBRANE PVC ROOFING SYSTEM - R-25 INSULATION.
- ALL ROOFING SURFACES TO SLOPE 1/4" VERTICAL PER 1' - 0" HORIZONTAL MINIMUM, UNLESS NOTED OTHERWISE.
- HATCHING INDICATES AREAS WHERE THE ROOF SURFACE SLOPE IS ACHIEVED WITH TAPERED INSULATION. THE ROOF SURFACE SLOPE IN AREAS WITHOUT HATCHING IS ACHIEVED WITH SLOPING STRUCTURE.
- TOP OF INSULATION HEIGHTS, HIGH POINTS AND LOW POINTS, ARE INDICATED AS THE TOP OF ROOF SURFACE ABOVE THE ROOF DRAIN(S), (I.E. ± 3.5' WHERE HIGH POINT OF ROOF DRAIN SUMP IS +0').
- ALL ROOF TOP MECHANICAL, ELECTRICAL, AND/OR PLUMBING EQUIPMENT SHOWN FOR INFORMATION ONLY. REFERENCE MECHANICAL, ELECTRICAL AND PLUMBING DOCUMENTS AND SPECIFICATIONS FOR SPECIFIC DESIGN INFORMATION.
- PROVIDE WALKWAY PROTECTION TO MAJOR MECHANICAL, ELECTRICAL AND PLUMBING EQUIPMENT AS REQUIRED TO PROVIDE SERVICE ACCESS.
- WALKWAY PROTECTION IS INDICATED AS A GENERAL LAYOUT AND MAY NOT SHOW ALL FINAL LOCATIONS OF ALL EQUIPMENT.

ROOF PLAN LEGEND

	ROOF DRAIN - REFER PLUMBING DOCUMENTS FOR DRAIN SIZING
	OVERFLOW ROOF SCUPPER - SCUPPER SIZE TO BE 4" T X 8" W
	OVERFLOW ROOF SCUPPER - SCUPPER SIZE TO BE 4" T X 8" W
	WALKWAY PROTECTION PADS, SHOWN FOR GENERAL LOCATION ONLY - COORDINATE WITH EQUIPMENT
	ROOFTOP MECHANICAL EQUIPMENT



01 ROOF PLAN
1/8" = 1'-0"

HKS

ARCHITECT

HKS, INC.
350 N SAINT PAUL ST
SUITE 100
DALLAS, TX 75201

CIVIL ENGINEER

CEI ENGINEERING ASSOCIATES, INC.
3030 LBJ FREEWAY
SUITE 100
DALLAS, TX 75234

LANDSCAPE

CEI ENGINEERING ASSOCIATES, INC.
3030 LBJ FREEWAY
SUITE 100
DALLAS, TX 75234

STRUCTURAL

HKS, INC.
350 N SAINT PAUL ST
SUITE 100
DALLAS, TX 75201

MEP


ROMINE, ROMINE & BURGESS, INC.
300 GREENLEAF ST
FORT WORTH, TX 76107



MARLIN ISD PRESS BOX
678 SUCCESS DR B
MARLIN, TX 76661

OWNER

MARLIN ISD
678 SUCCESS DR B
MARLIN, TX 76661



12/08/2023

REVISION NO.	DESCRIPTION	DATE
1	ADDENDUM #2	12/08/2023

HKS PROJECT NUMBER

26095.000

DATE

11/20/23

ISSUE

ISSUE FOR BID AND

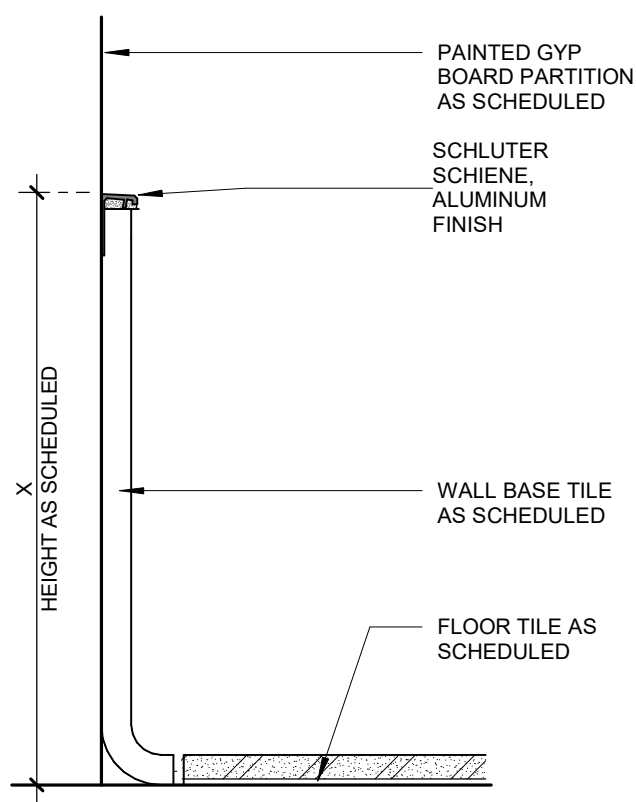
PERMIT

ROOF PLAN

SHEET NO.

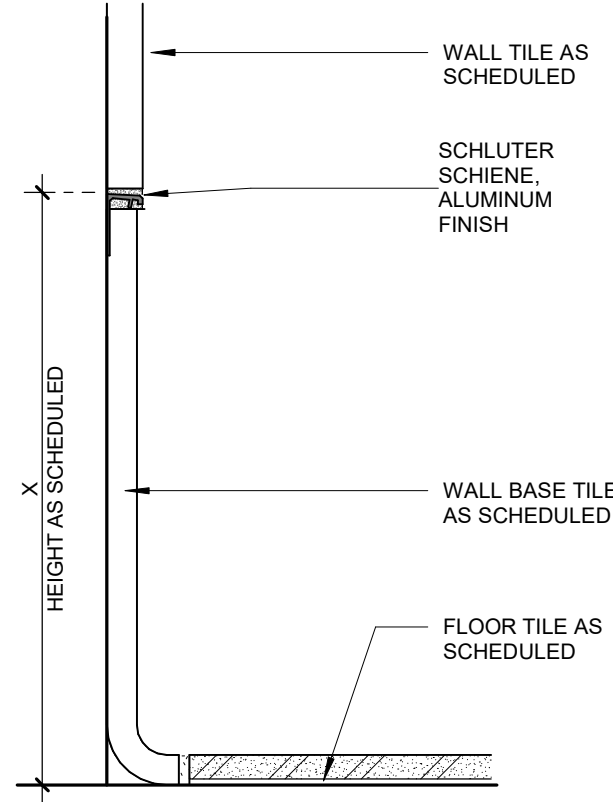
A2.10

INTERIOR DESIGN SELECTION SUMMARY								
SPEC	CODE	MANUFACTURER	STYLE	COLOR	SIZE	COMMENTS	REV.	REP
	VC01	JOHNSONITE	CLOUDY 572			ADD DEDUC - REPLACE CPT01 WITH VC01		
ACOUSTICAL CEILING TILE								
095113	ACT01	ARMSTRONG	FINE FISSURED 1728, 5/8" THICK, SQUARE LAY-IN 15/16"	WHITE	24"x24"	15/16" GRID		CORRIDOR
CARPET TILE								
096813	CPT01	MOHAWK	SIDE STRIPE GT419			SPECIFY INSTALLATION METHOD		
INTERIOR PAINT								
099100	IP01	SHERWIN WILLIAMS	SW 7005 PURE WHITE, SATIN			FIELD WALL PAINT		
	IP02	SHERWIN WILLIAMS	SW 7767 HIGH REFLECTIVE WHITE, FLAT	WHITE		CEILING PAINT		
	IP03	SHERWIN WILLIAMS	SW 7069 ROCK ORE, SEMI-GLOSS			DOOR FRAME		
	IP04	SHERWIN WILLIAMS	SW 6832 IMPULSIVE PURPLE	PURPLE		FIELD WALL PAINT		
	IP05	SHERWIN WILLIAMS	SW 6829 MAGICAL	PURPLE		FIELD WALL PAINT		
	IP06	SHERWIN WILLIAMS	SW 6902 DECISIVE YELLOW	YELLOW		FIELD WALL PAINT		
PLASTIC LAMINATE								
064023	PL01	FORMICA	928	MOUSE		ADD DEDUCT - REPLACE SSF01 COUNTER TOPS WITH PL01		
064023	PL02	FORMICA	918	NEUTRAL WHITE				
RESILIENT BASE								
096513	RB01	TARKETT	BASEWORKS THERMOSET RUBBER TYPE TS	63 BURNT LMBER B	4" X 1/8" THICK	SPECIFY THE PROFILE		
ROLLER WINDOW SHADES								
122413	RS01	SUNF CONTRACT	STANDARD MOTORIZED SOLAR SHADES, CEILING RECESSED					
SEALED CONCRETE								
033500	SC01	JARDEX						
SOLID SURFACE FABRICATIONS								
122601	SSF01	CORIAN	DOVE	GRAY				
TILING								
093000	T01	DALTILE	VOLUME 1.0 AMPLIFY BLACK VL70	GREY	12X24			
093000	T02	PANTHEON	VIVA 610-106 610-106	GREY	4 x 12			
	T03	DALTILE	VOLUME 1.0 AMPLIFY BLACK VL70 COVE BASE	GREY	6X12			



05 TILE BASE TO GYP WALL DETAIL

6" = 1'-0"

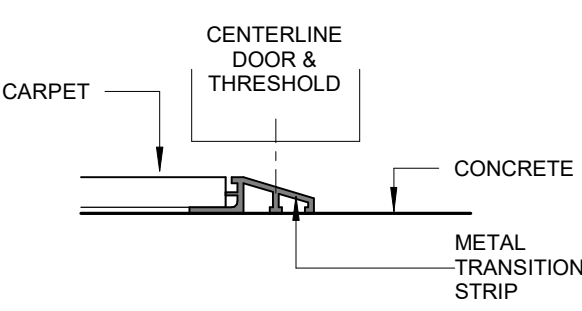


04 TILE BASE TO WALL TILE DETAIL

6" = 1'-0"

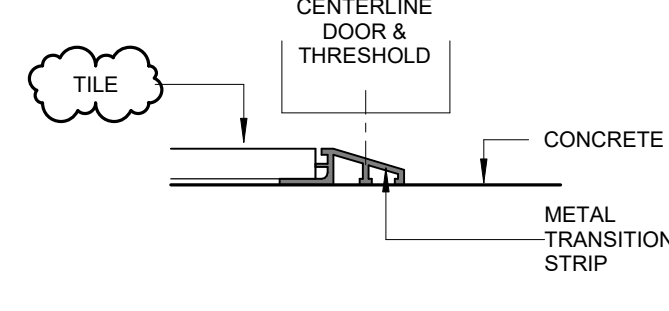
INTERIOR FINISH GENERAL NOTES	
1.	PATTERN NAME, COLOR AND NUMBER FOR EACH MATERIAL ARE GIVEN WHEREVER POSSIBLE ON THE FINISH PLAN. IT SHALL BE THE RESPONSIBILITY OF THE CONTRACTOR TO BRING ANY DISCREPANCIES TO THE ATTENTION OF THE ARCHITECT/DESIGNER SO THAT THE CORRECT MATERIAL IS INSTALLED.
2.	REFERENCE A2.30 FOR INTERIOR DESIGN SELECTIONS FOR FINISH SELECTIONS, FLOORINGS TRANSITION DETAILS.
3.	REFERENCE A2. SERIES DRAWINGS FOR INTERIOR FINISH PLANS.
4.	REFERENCE A3.SX SERIES FOR CASEWORK FINISHES.
5.	REFERENCE A3 SERIES FOR INTERIOR ELEVATIONS.
6.	REFERENCE M. SERIES FOR ALL CEILING FINISHES.
7.	PAINT VERTICAL AND HORIZONTAL SURFACES OF FURR DOWNS TO MATCH ADJACENT WALL COLOR U.N.O.
8.	PAINT ACCESS PANELS LOCATED WITHIN GYPSUM BOARD WALLS OR CEILINGS THE ADJACENT WALL COLOR.
9.	DRYWALL TO RECEIVE A LEVEL FIVE (5) FINISH IN AREAS TO RECEIVE DARK COLOR PAINTS AND WALLCOVERING. ALL DARKER PAINT COLORS TO RECEIVE TWO COATS OF PAINT MINIMUM.
10.	TILE AND/OR FLOORING SHALL NOT CUT LESS THAN 1/2" OF THE MATERIAL UNLESS IT IS GREATER THAN 6 INCHES.
11.	ALL FLOORING TRANSITIONS SHALL BE CENTERED UNDER THE DOOR IN THE CLOSED POSITION.
12.	PROVIDE A CONTROL JOINT IN GYP BD AT LOCATIONS WHERE WALL MATERIAL AND PAINT COLOR CHANGES.
13.	ALL FLOORING TO BE INSTALLED PARALLEL TO DOOR UNLESS NOTED OTHERWISE.
14.	BULHEADS/SOFTS/FURDOWNS SHOULD BE FINISHED WITH THE SAME MATERIAL AND OR COLOR ON ALL FACES AS SPECIFIED, UNLESS SPECIFICALLY NOTED OTHERWISE.
15.	PROVIDE WINDOW TREATMENTS (RS01) AT ALL EXTERIOR GLAZING. U.N.O.
16.	TILE BASE IN RESTROOM IS TO U.N.O.

INTERIOR TYPICAL FINISHES U.N.O	
ACT01	ACOUSTIC CEILING TILE
IP01	WALL PAINT
IP02	CEILING + SOFFITS
RB01	WALL BASE
SSC01	FIELD FLOORING
IP03	DOOR + WINDOW FRAMES
WD01	INTERIOR DOORS
PL02	CABINETS
SSF01	COUNTERTOPS
IP01	RESTROOM WALLS
T01	RESTROOM FLOORING & WALL BASE



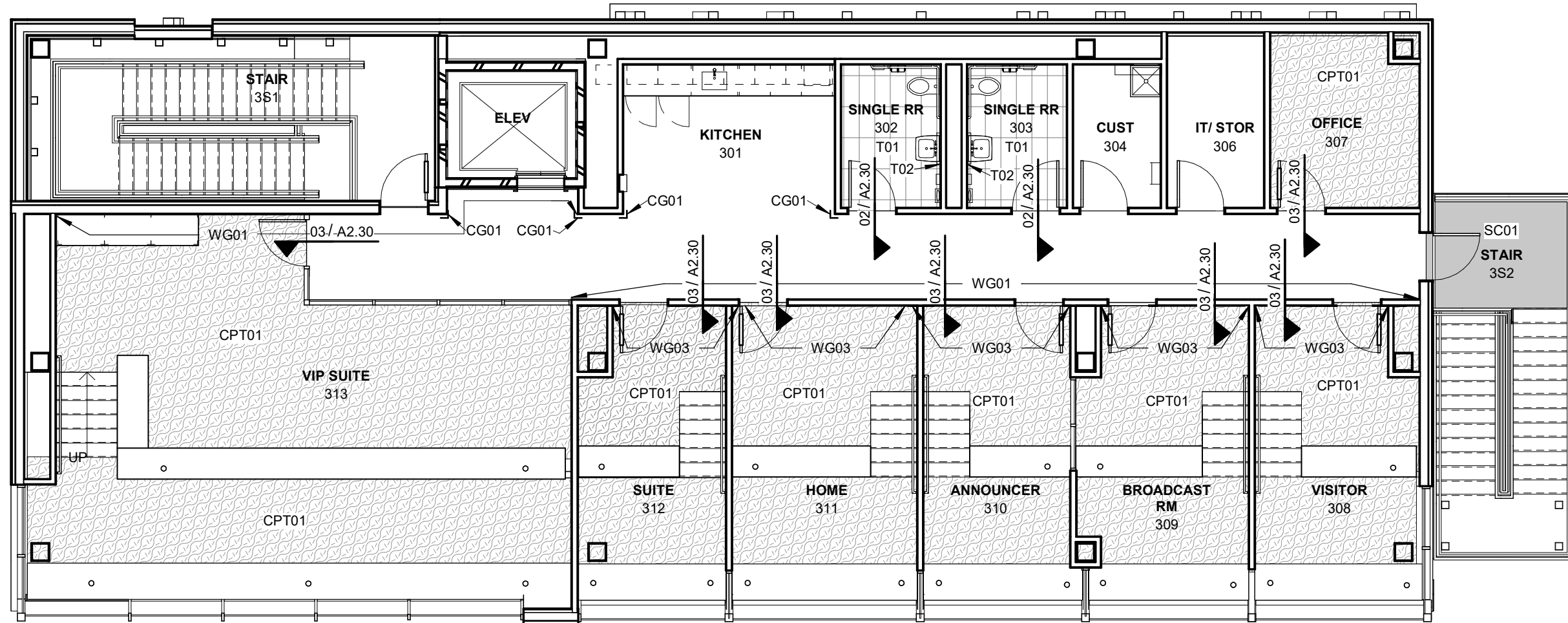
03 FT-02 CARPET TO CONCRETE

6" = 1'-0"



02 FT-01 TILE TO CONCRETE

6" = 1'-0"



01 FINISH PLAN - PRESSBOX LEVEL

1/8" = 1'-0"

HKS

ARCHITECT

HKS, INC.
350 N SAINT PAUL ST
SUITE 100
DALLAS, TX 75201

CIVIL ENGINEER

CEI ENGINEERING ASSOCIATES, INC.
3030 LBJ FREEWAY
SUITE 100
DALLAS, TX 75234

LANDSCAPE

CEI ENGINEERING ASSOCIATES, INC.
3030 LBJ FREEWAY
SUITE 100
DALLAS, TX 75234

STRUCTURAL

HKS, INC.
350 N SAINT PAUL ST
SUITE 100
DALLAS, TX 75201

MEP

ROMINE, ROMINE & BURGESS, INC.
300 GREENLEAF ST
FORT WORTH, TX 76107

MARLIN

MARLIN ISD PRESS BOX
678 SUCCESS DR B
MARLIN, TX 76661

OWNER

MARLIN ISD
678 SUCCESS DR B
MARLIN, TX 76661



12/08/2023

REVISION NO.	DESCRIPTION	DATE
1	ADDENDUM #2	12/08/2023

HKS PROJECT NUMBER

26095.000

DATE

11/20/23

ISSUE

ISSUE FOR BID AND

PERMIT

SHEET TITLE

FINISH FLOOR PLANS

SHEET NO.

A2.30

ARCHITECT

HKS, INC.
350 N SAINT PAUL ST
SUITE 100
DALLAS, TX 75201

CIVIL ENGINEER

CEI ENGINEERING ASSOCIATES, INC.
3030 LBJ FREEWAY
SUITE 100
DALLAS, TX 75234


LANDSCAPE

CEI ENGINEERING ASSOCIATES, INC.
3030 LBJ FREEWAY
SUITE 100
DALLAS, TX 75234

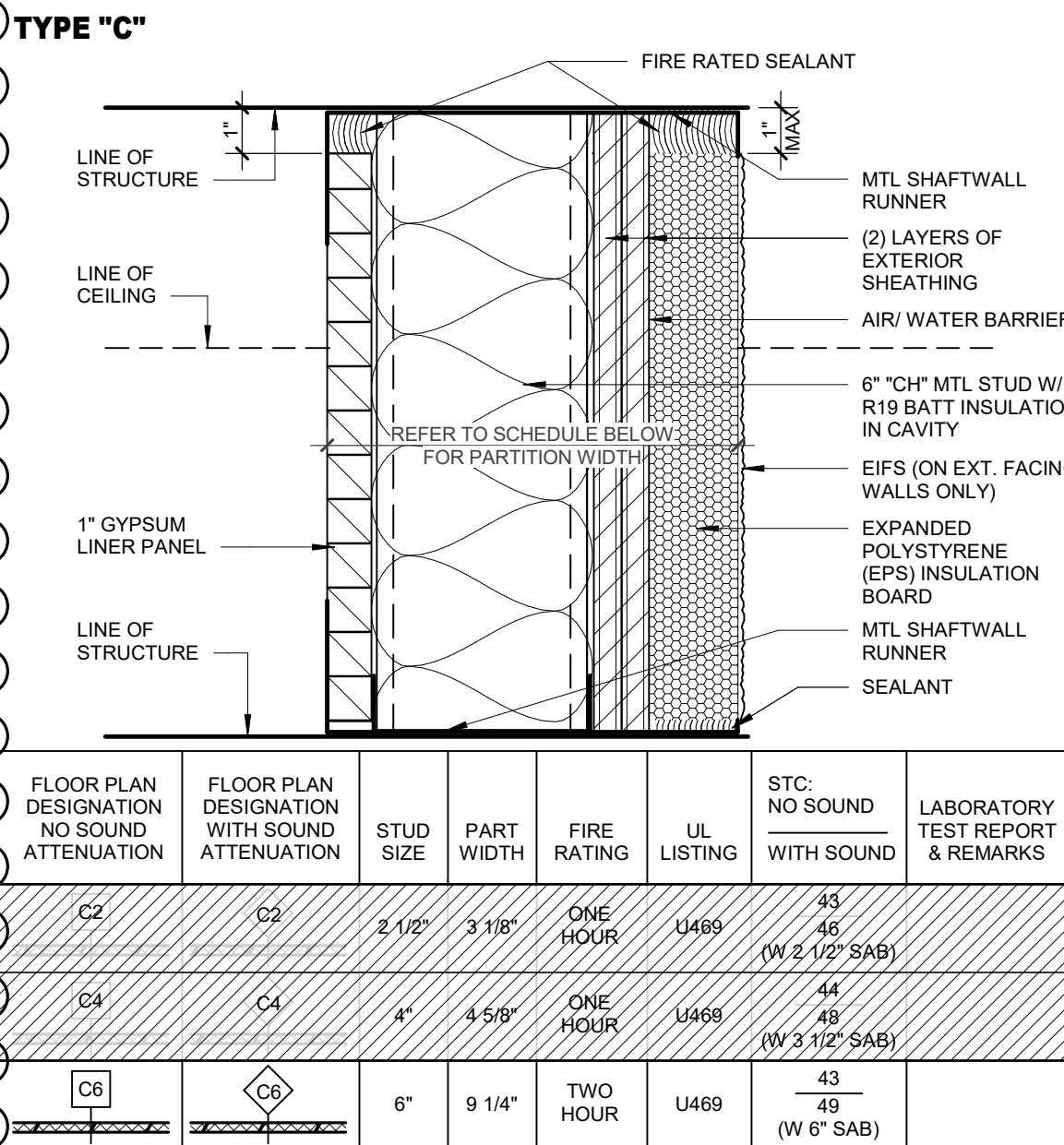
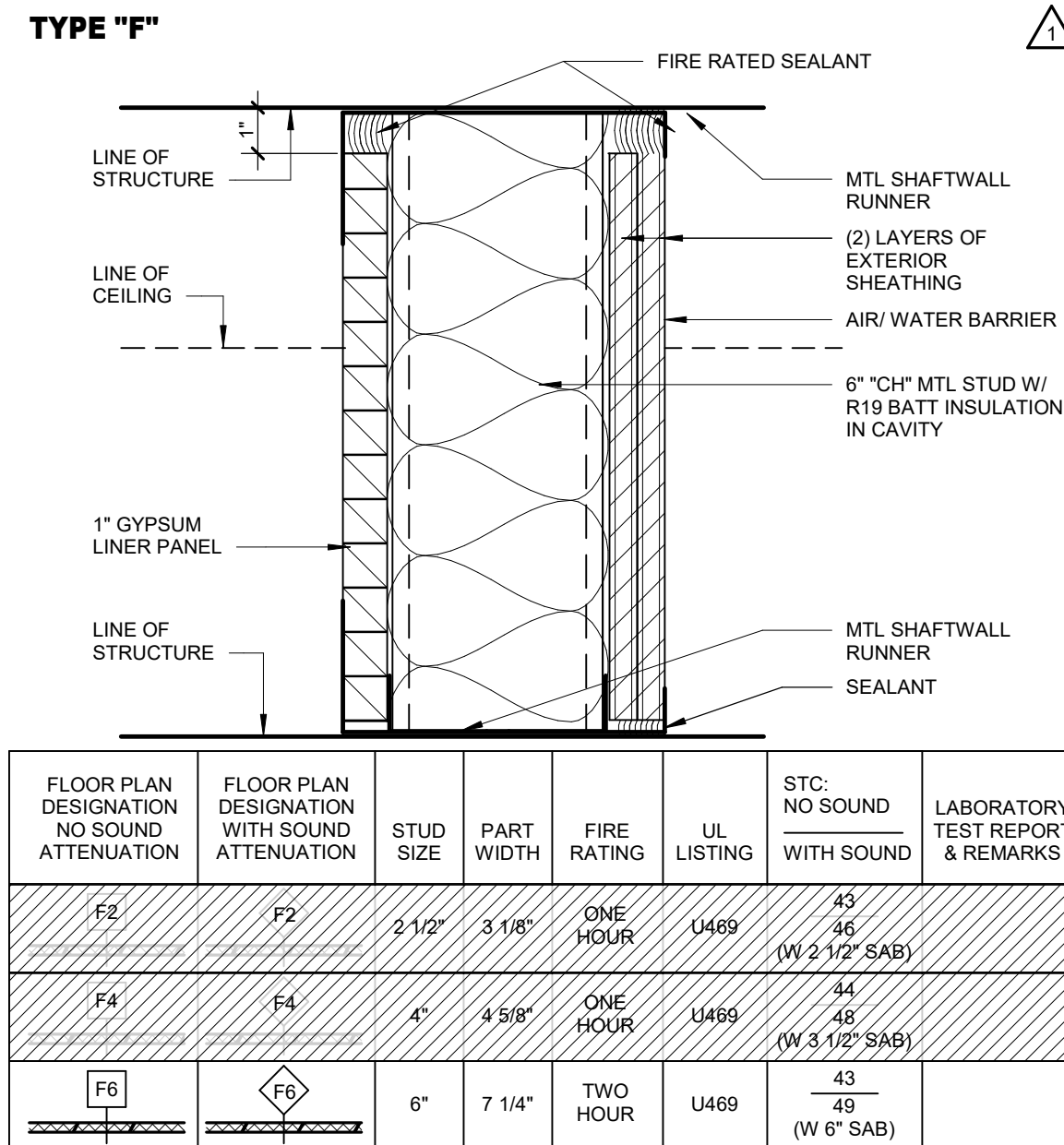
STRUCTURAL

HKS, INC.
350 N SAINT PAUL ST
SUITE 100
DALLAS, TX 75201

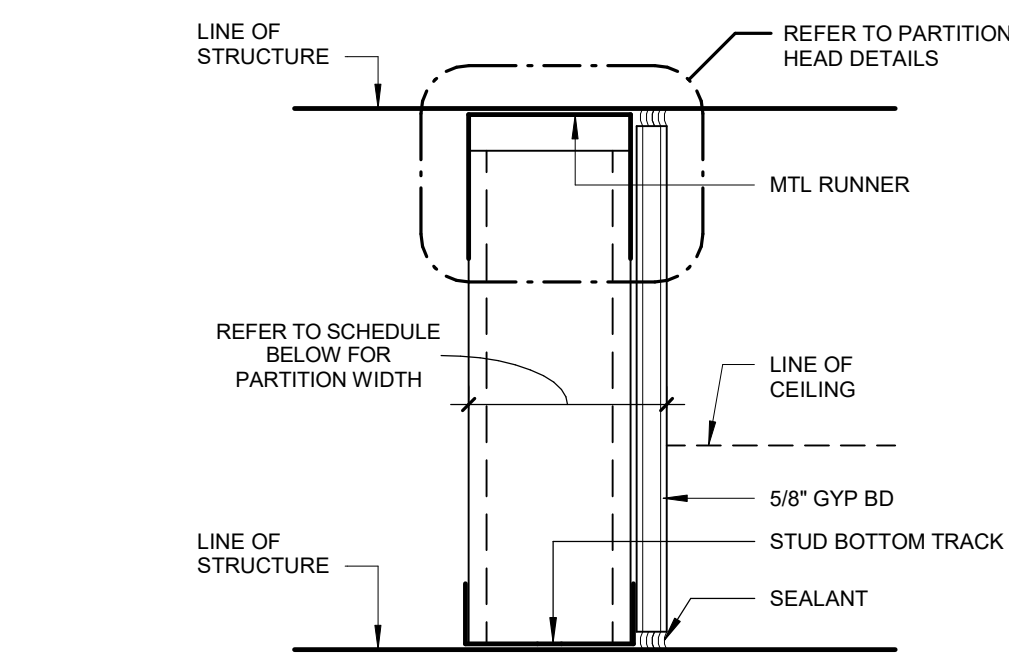
MEP

ROMINE, ROMINE & BURGESS, INC.
300 GREENEAF ST
FORT WORTH, TX 76107MARLIN ISD PRESS BOX
678 SUCCESS DR B
MARLIN, TX 76661OWNER
MARLIN ISD
678 SUCCESS DR B
MARLIN, TX 76661

12/08/2023

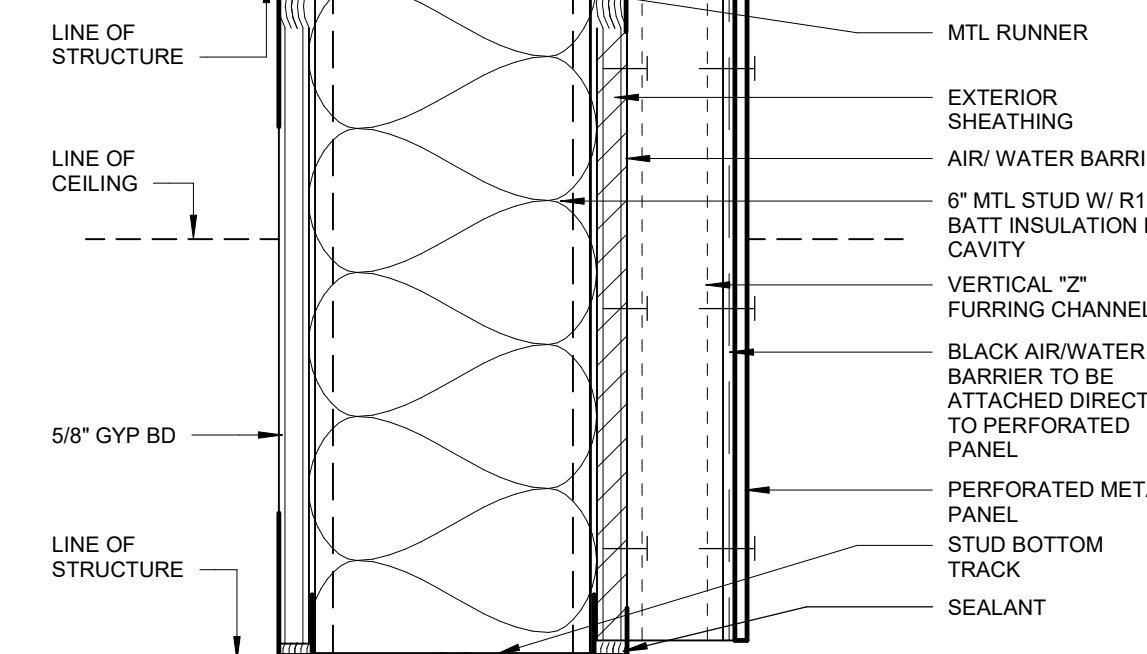


TYPE "J"

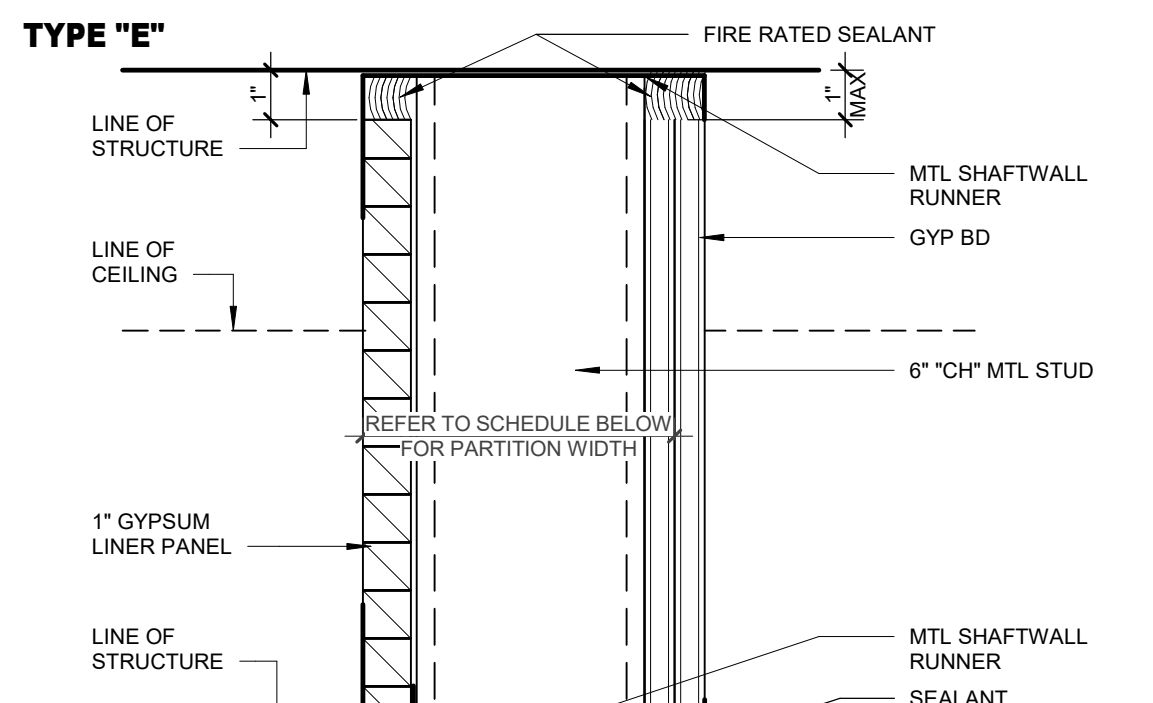


FLOOR PLAN DESIGNATION NO SOUND ATTENUATION	FLOOR PLAN DESIGNATION WITH SOUND ATTENUATION	STUD SIZE	PART WIDTH	FIRE RATING	UL LISTING	SOUND TRANS. CLASS.	LABORATORY TEST REPORT & REMARKS
J2	N/A	2 1/2"	3 1/8"	NON- RATED	N/A	N/A	
J3	N/A	3 5/8"	4 1/4"	NON- RATED	N/A	N/A	
J6	N/A	6"	8 5/8"	NON- RATED	N/A	N/A	

TYPE "G"

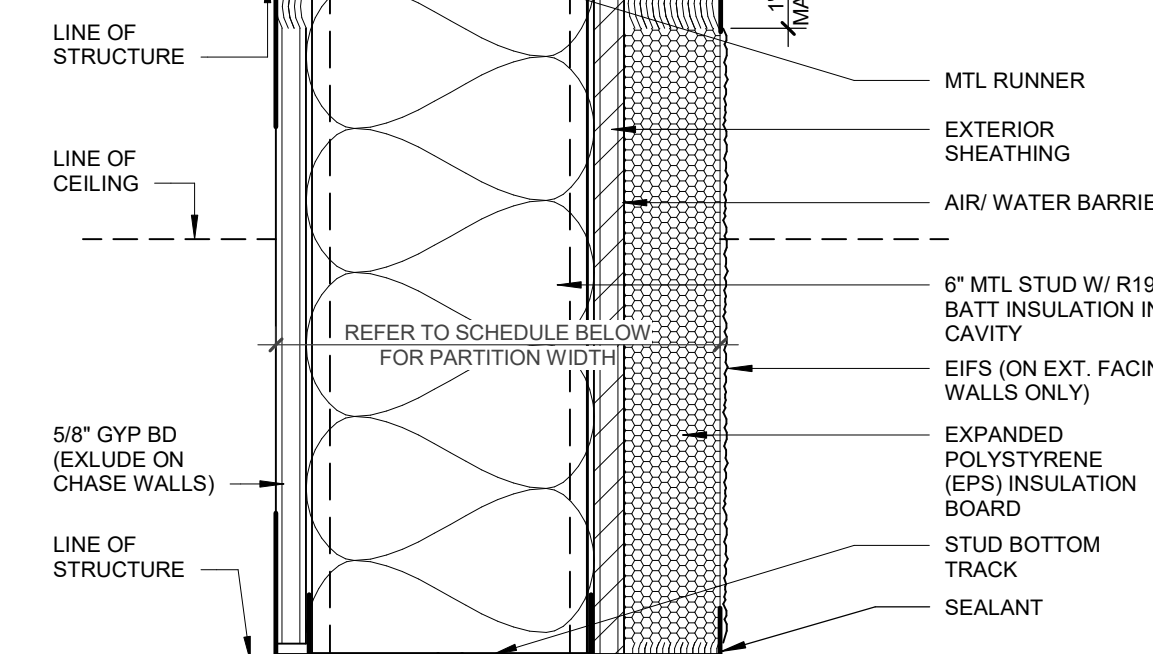


FLOOR PLAN DESIGNATION NO SOUND ATTENUATION	FLOOR PLAN DESIGNATION WITH SOUND ATTENUATION	STUD SIZE	PART WIDTH	FIRE RATING	UL LISTING	STC: NO SOUND WITH SOUND	LABORATORY TEST REPORT & REMARKS
G2	G2	2 1/2"	3 1/8"	ONE HOUR	U469	43 46 (W 2 1/2" SAB)	
G3	G3	3 5/8"	4 1/4"	ONE HOUR	U469	44 46 (W 3 1/2" SAB)	
G6	G6	6"	9 1/4"	TWO HOUR	U469	43 49 (W 6" SAB)	



FLOOR PLAN DESIGNATION NO SOUND ATTENUATION	FLOOR PLAN DESIGNATION WITH SOUND ATTENUATION	STUD SIZE	PART WIDTH	FIRE RATING	UL LISTING	STC: NO SOUND WITH SOUND	LABORATORY TEST REPORT & REMARKS
E2	E2	2 1/2"	3 1/8"	ONE HOUR	U469	43 46 (W 2 1/2" SAB)	
E4	E4	4"	4 5/8"	ONE HOUR	U469	44 46 (W 3 1/2" SAB)	
E6	E6	6"	9 1/4"	TWO HOUR	U469	43 49 (W 6" SAB)	

TYPE "D"



FLOOR PLAN DESIGNATION NO SOUND ATTENUATION	FLOOR PLAN DESIGNATION WITH SOUND ATTENUATION	STUD SIZE	PART WIDTH	FIRE RATING	UL LISTING	STC: NO SOUND WITH SOUND	LABORATORY TEST REPORT & REMARKS
D2	D2	2 1/2"	3 1/8"	ONE HOUR	U469	43 46 (W 2 1/2" SAB)	
D3	D3	3 5/8"	4 1/4"	ONE HOUR	U469	44 46 (W 3 1/2" SAB)	
D6	D6	6"	9 1/4"	TWO HOUR	U469	43 49 (W 6" SAB)	

NOTES

- PARTITIONS ARE DISTINGUISHED ON FLOOR PLANS BY SYMBOL DESIGNATION, GRAPHIC DESIGNATION OR A COMBINATION OF BOTH DESIGNATIONS.
- THERE ARE TWO TYPES OF SYMBOL DESIGNATIONS: ONE FOR PARTITIONS NOT REQUIRING SOUND ATTENUATION AND ANOTHER FOR PARTITIONS WHICH REQUIRE SOUND ATTENUATION. REFER TO PARTITION MATRICES FOR SOUND ATTENUATION BLANKET (SAB) MINIMUM THICKNESS FOR STC INDICATED.
- THERE ARE TWO SYMBOL DESIGNATION SYSTEMS USED. THE FIRST SYSTEM CONSISTS OF TWO AND THREE CHARACTERS. THE FIRST CHARACTER IS A LETTER INDICATING THE PARTITION TYPE. THE SECOND CHARACTER IS NUMERIC INDICATING THE STUD OR CMU WIDTH. REFER TO LEGEND BELOW. THIS SYSTEM IS USED TO DEFINE WALL TYPES: A, B, C, D, E, F, H, J, K, M, R.
- IF NO SYMBOL DESIGNATION IS PROVIDED, FOR A PARTITION ON THE FLOOR PLANS, THE WALL TYPE SHALL BE AN A3 WITH SOUND BATTS.
- THE GRAPHIC DESIGNATION IS INCORPORATED FOR PARTITIONS REQUIRED TO BE SMOKE RESISTANT, FIRE RESISTANT, OR BOTH FIRE AND SMOKE RESISTANT. REFER TO NOTE 18.
- "LINE OF STRUCTURE" INDICATED FOR EACH PARTITION IS DIAGRAMMATIC ONLY AND DOES NOT INDICATE EXACT CONSTRUCTION CONDITIONS OR GEOMETRY.
- ALL DIMENSIONS ARE FROM FACE OF GYPSUM BOARD TO FACE OF GYPSUM BOARD. REFER TO PARTITION MATRICES FOR PARTITION WIDTH DIMENSIONS UNLESS INDICATED TO BE SHOWN ON PLAN.
- SEALANT:
 - FIRE RESISTANCE RATED PARTITIONS SHALL USE RATED FIRE/SMOKE FIRE RESISTANT FILL MATERIAL IN CONJUNCTION WITH AN APPROPRIATE RATED FIRE/SMOKE FIRE STOPPING SYSTEM.
 - NON-RATED PARTITIONS AND NON-RATED SMOKE RESISTANT PARTITIONS SHALL USE ACOUSTICAL SEALANT.
- INSULATION - HEAD CONDITIONS AT FLOOR/ROOF DECK:
 - FIRE RESISTANCE RATED PARTITIONS SHALL USE MINERAL WOOL INSULATION.
 - NON-RATED PARTITIONS REQUIRING SOUND ATTENUATION SHALL USE SOUND ATTENUATION BLANKETS (SAB).
 - PROVIDE FULL THICKNESS INSULATION INSIDE ALL STUD BOX BEAMS AND HEADERS WHICH OCCUR IN WALLS WITH SOUND ATTENUATION.
- REFER TO SPECIFICATIONS FOR MINIMUM STUD THICKNESS, MAXIMUM SPACING AND ALLOWABLE LIMITING HEIGHTS DEFLECTION CRITERIA FOR GYPSUM BOARD ASSEMBLIES.
- FOR PARTITIONS INDICATED TO RECEIVE SOUND ATTENUATION BLANKETS (SAB), EXTEND SAB TO FULL HEIGHT OF PARTITION UNLESS OTHERWISE INDICATED.
- FIRE RESISTANT AND FIRE RESISTANT SMOKE BARRIER RATINGS ARE TO SURROUND ALL OPENINGS IN RATED PARTITIONS.

- SMOKE RESISTANT, FIRE RESISTANT, AND FIRE RESISTANT SMOKE BARRIER PARTITIONS SHALL EXTEND AND SEAL TO INSIDE FACE OF EXTERIOR SHEATHING, INCLUDING EXTENSIONS THROUGH SOFFITS.
- EACH PARTITION SHOWN ON THE DRAWINGS TO HAVE A FIRE AND SMOKE RESISTANT RATING SHALL BE IDENTIFIED AS SUCH WITH A LABEL ABOVE THE CEILING ON EACH SEGMENT OF THE WALL AND 6" - 0" OC MAX EACH SIDE.
- REFER TO TOILET ACCESSORIES SHEET AND CASEWORK SHEET FOR MOUNTING DETAIL INFORMATION.
- REFER TO THE METAL FABRICATIONS DETAILS FOR MF REFERENCES IN PARTITIONS SECTION.
- REFER TO STRUCTURAL DRAWINGS FOR REINFORCING INFORMATION.
- GRAPHIC DESIGNATION
- DO NOT APPLY BULLNOSE BLOCK AT CORNER GUARD LOCATIONS.
- MASONRY REINFORCEMENT: REFERENCE STRUCTURAL DRAWINGS.
- HW (HEAD OF WALL) DETAILS DO NOT ALTER PARTITION TYPES NOTED ON PLANS.
- ALL STC RATINGS ARE BASED ON 20 GA STUDS AT 16" OC, UNLESS NOTED OTHERWISE (U.N.O.).
- ALL STC RATINGS ARE DERIVED FROM LABORATORY TESTS OR VALUES EXTRAPOLATED USING FUNDAMENTAL ACOUSTIC PRINCIPLES.
- PROVIDE SOFT BODY/HARD BODY WALL ASSEMBLIES FOR INTERIOR EXIT STAIRWAYS AND ELEVATOR HOISTWAYS AS INDICATED IN SPECIFICATIONS.
- NOTE:
 - NOT ALL PARTITION TYPES SHOWN ON THIS SHEET ARE USED ON THIS PROJECT.
 - THE SHADED PORTIONS OF A PARTITION TYPE ARE NOT INCLUDED IN THE SCOPE OF THE WORK.
 - THE UN-SHADED PORTIONS OF ALL PARTITION TYPES ARE INTENDED TO BE IN THE SCOPE OF THE WORK.

HATCHING:	PARTITION TYPE INCLUDED IN SCOPE OF WORK	PARTITION TYPE NOT INCLUDED IN SCOPE OF WORK

REVISION NO.	DESCRIPTION	DATE
1	ADDENDUM #2	12/08/2023

HKS PROJECT NUMBER
26095.000
DATE
11/20/23
ISSUE
ISSUE FOR BID AND PERMIT
SHEET TITLE
PARTITION TYPES

SHEET NO.

A3.00

© 2019 HKS, INC.

ARCHITECT

HKS, INC.
350 N SAINT PAUL ST
SUITE 100
DALLAS, TX 75201

CIVIL ENGINEER

CEI ENGINEERING ASSOCIATES, INC.
3030 LBJ FREEWAY
SUITE 100
DALLAS, TX 75234

LANDSCAPE

CEI ENGINEERING ASSOCIATES, INC.
3030 LBJ FREEWAY
SUITE 100
DALLAS, TX 75234

STRUCTURAL

HKS, INC.
350 N SAINT PAUL ST
SUITE 100
DALLAS, TX 75201

MEP


ROMINE, ROMINE & BURGESS, INC.
300 GREENLEAF ST
FORT WORTH, TX 76107



MARLIN ISD PRESS BOX
678 SUCCESS DR B
MARLIN, TX 76661

OWNER

MARLIN ISD
678 SUCCESS DR B
MARLIN, TX 76661



12/08/2023

REVISION NO.	DESCRIPTION	DATE
1	ADDENDUM #2	12/08/2023

HKS PROJECT NUMBER

26095.000

DATE

11/20/23

ISSUE

ISSUE FOR BID AND PERMIT

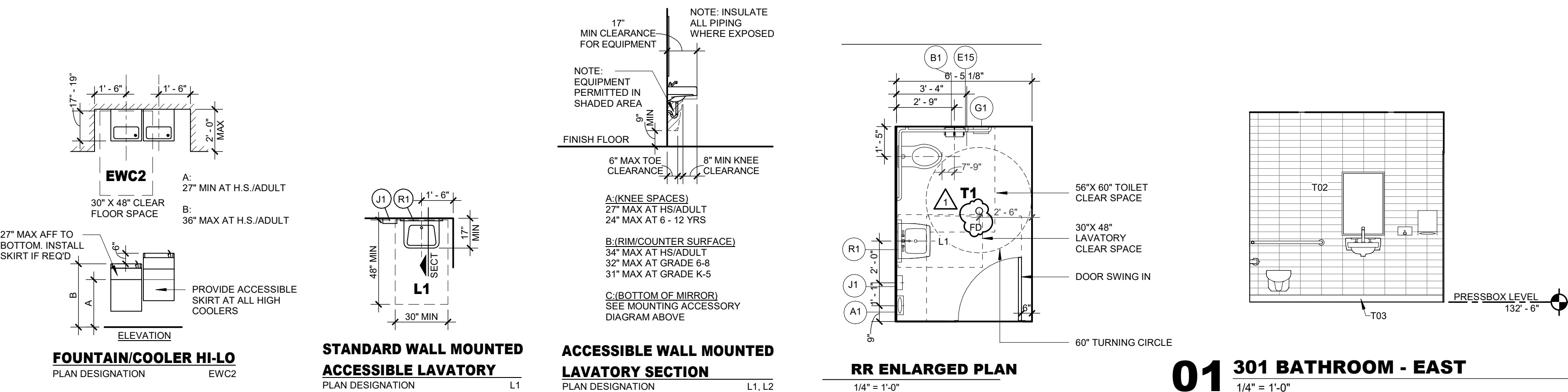
SHEET TITLE
ADAAG TOILET LAYOUTS AND STD ACCESSORIES - EDUCATION

A3.19

STANDARD LAYOUTS - ADAAG/A117.1 - EDUCATION

SCALE: 1/4" = 1'-0"

NOTE: LOCATE FLUSH ACTIVATION ON WIDE SIDE AT ALL TOILETS - LOCATE FLUSH VALVE BENEATH ADJACENT GRAB BARS.



01 301 BATHROOM - EAST
1/4" = 1'-0"

TOILET ACCESSORY MOUNTING DIAGRAM

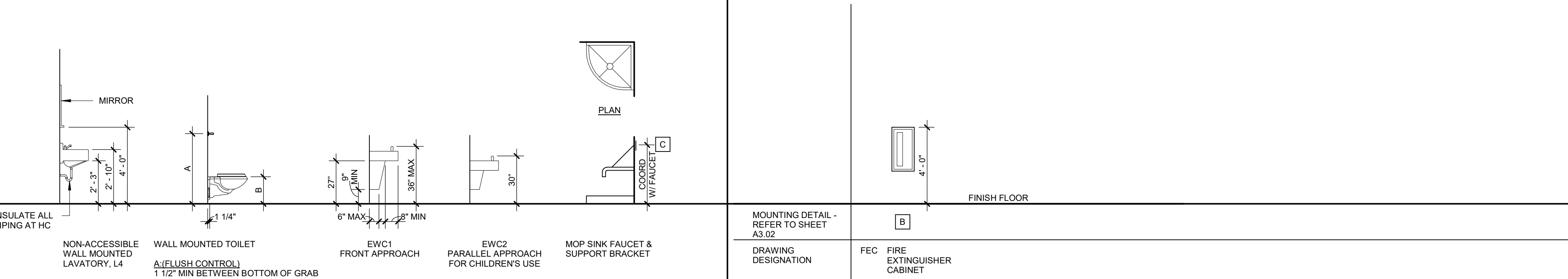
SCALE: 1/4" = 1'-0"

NOTE: 1. ACCESSORIES LISTED MAY HAVE GAPS IN ALPHABETICAL LISTING. 2. ACCESSORIES CAN APPEAR ON FLOOR PLANS OR INTERIOR ELEVATIONS.							
FINISH FLOOR							
TOILET ACCESSORY TYPE		PAPER TOWEL DISPENSER MOUNTING HT TO CL OF DISPENSING POINT 30" AT GRADE PRE-K 40" AT GRADES K-5 44" - 48" AT GRADES 6-12 AND ADULT	TOILET TISSUE DISPENSER 27" AT HS/ADULT 20" AT 9 - 12 YRS 17" AT 5 - 8 YRS 16" AT 3 - 4 YRS	MOTORIZED PAPER TOWEL DISPENSER	ACCESSIBLE TOILET STALL OR SHOWER GRAB BAR WITH SEAT 34" AT HS/HS/STAFF/ADULT 27" AT 9 - 12 YRS (MIDDLE SCHOOL) 24" AT 5 - 8 YRS (ELEMENTARY) 19" AT 3 - 4 YRS (PRE-K AND BELOW)	SOAP DISPENSER 30" AT GRADE PRE-K 40" AT GRADES K-5 44" - 48" AT GRADES 6-12 AND ADULT	STAINLESS STEEL FRAMED MIRROR
MOUNTING DETAIL - REFER TO SHEET A3.03		A	A	A	C	A	B
DRAWING DESIGNATION		A1) SURFACE MOUNTED A5) OWNER FURNISHED	B1) SURFACE MOUNTED DOUBLE ROLL	D4) SURFACE MOUNTED	E14) 24 X 42 - NON-SLIP FINISH E18) 42 X 54 - NON-SLIP FINISH	J1) SURFACE MOUNTED J4) OWNER FURNISHED	R1) 24 X 36 WITHOUT SHELF SURFACE MOUNTED R2) 24 X 36 WITH SHELF SURFACE MOUNTED

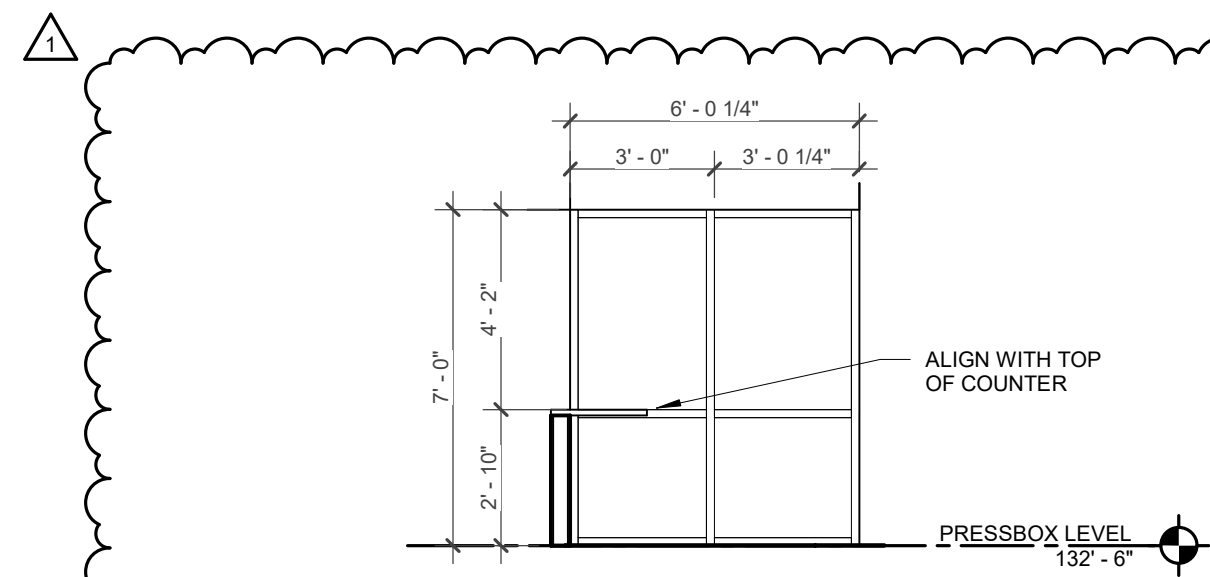
FIXTURE AND PARTITION MOUNTING DIAGRAM

EDUCATIONAL EQUIPMENT MOUNTING DIAGRAM

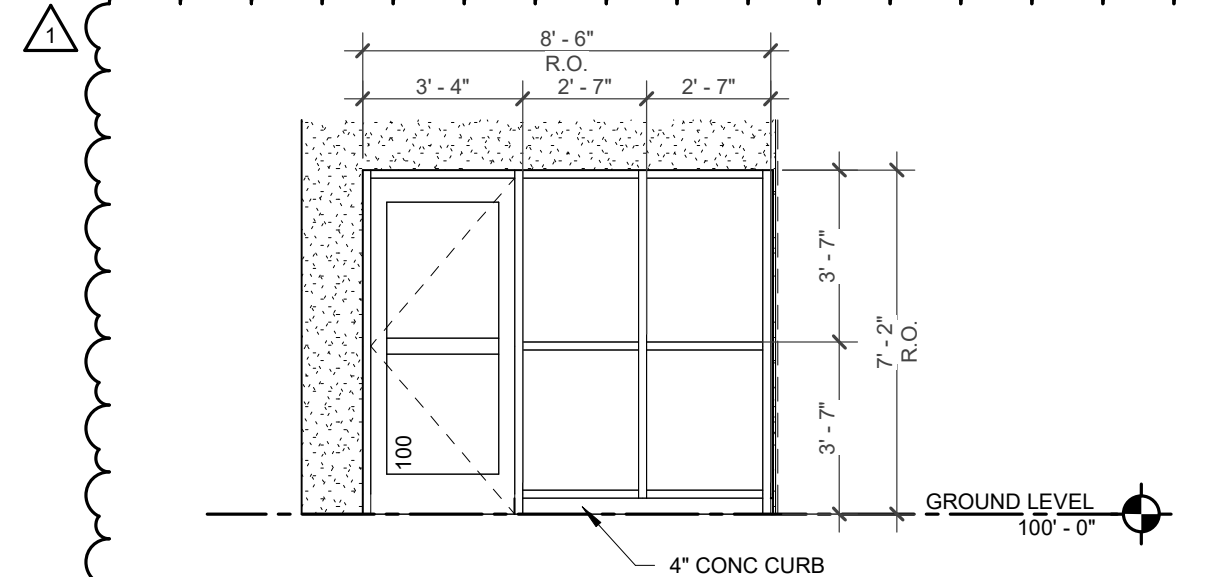
SCALE: 1/4" = 1'-0"



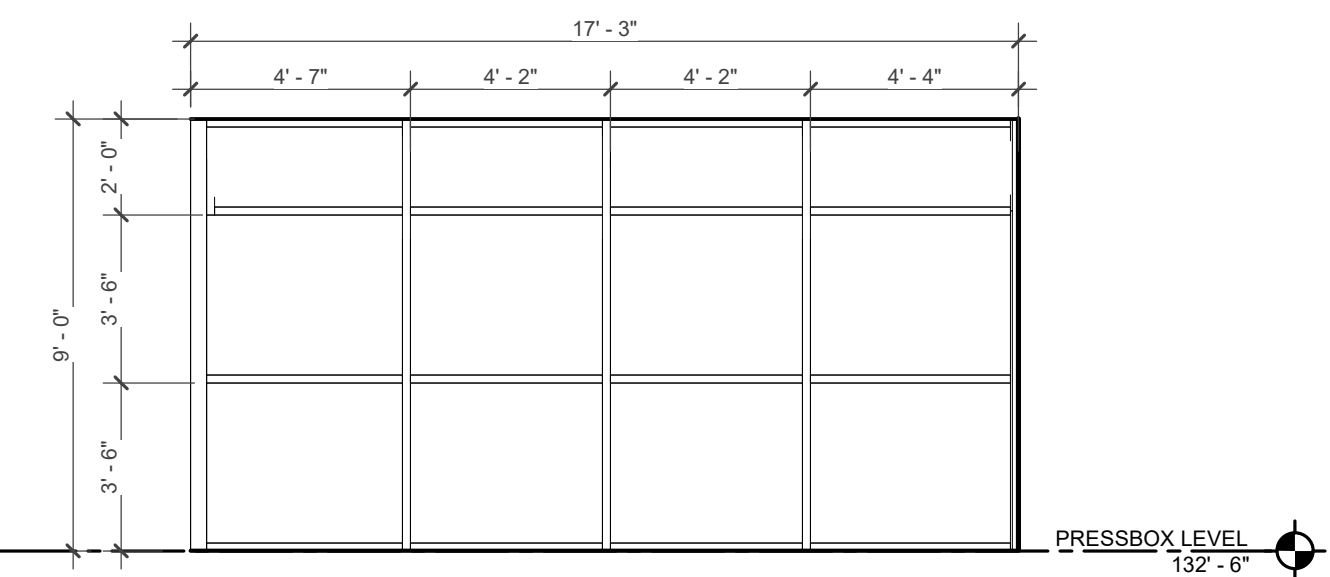
BORROWED LITES / SLIDING PASS WINDOWS



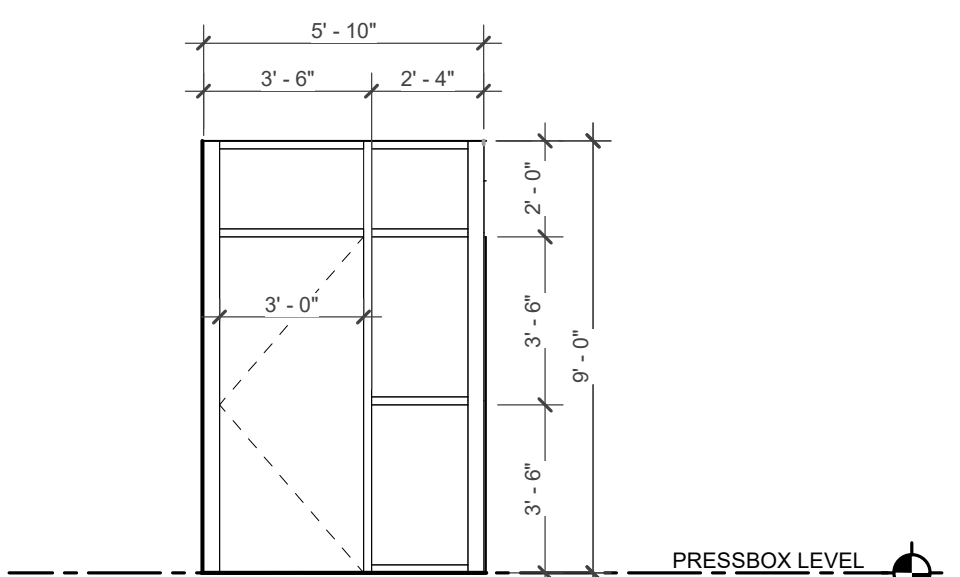
05 BL-05 - ANNOUNCER/BROADCAST



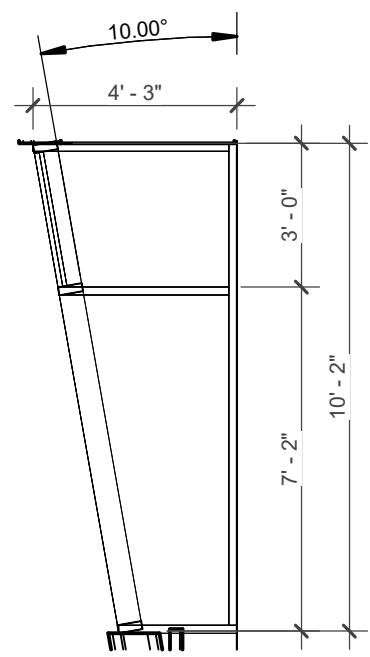
04 BL-04 - ELEVATOR LOBBY



03 BL03 - VIP SUITE



02 BL02 - VIP SUITE



01 BL01 - SUITE

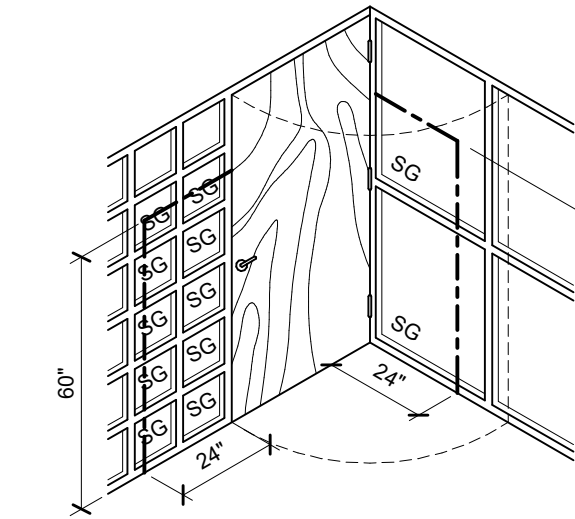
SAFETY GLASS LOCATIONS

NOTE: NOT ALL CONDITIONS SHOWN BELOW ARE APPLICABLE TO THE SCOPE OF WORK.

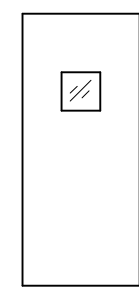
GLASS PRODUCT SCHEDULE FOR WALLS AND DOORS			
NP - NOT PERMITTED			
A - ACCEPTABLE			
NR - NOT RECOMMENDED			
FIRE-RATED	SAFETY NOT REQUIRED	NP	A
NON-FIRE-RATED	SAFETY NOT REQUIRED	A	NR

SAFETY GLAZING (SG) IS REQUIRED FOR

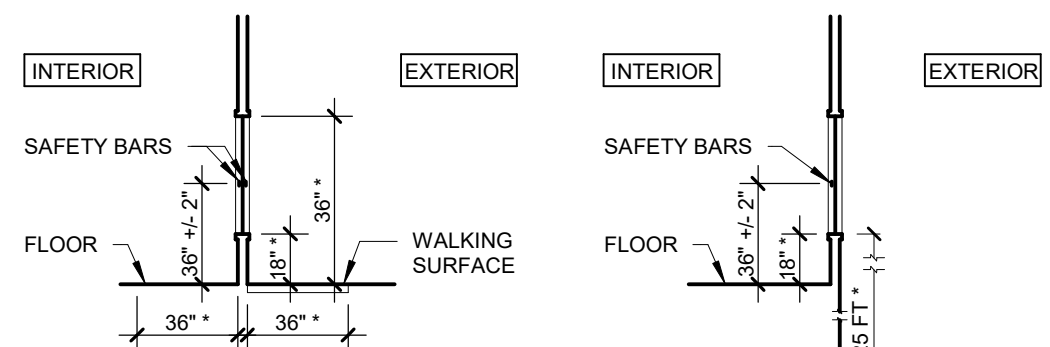
CLOSE PROXIMITY TO DOORS



GLAZED OPENINGS IN DOORS



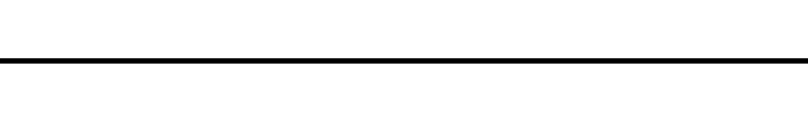
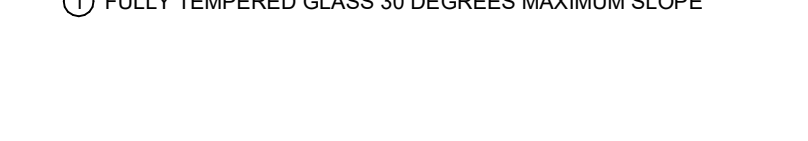
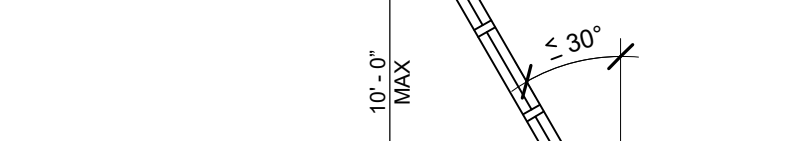
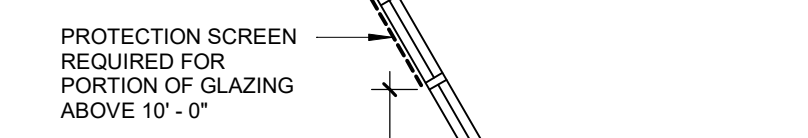
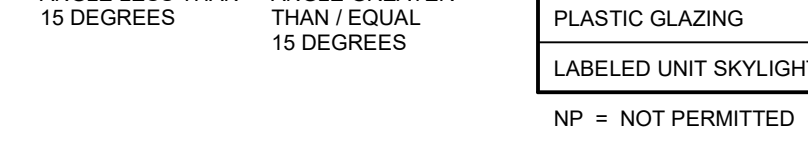
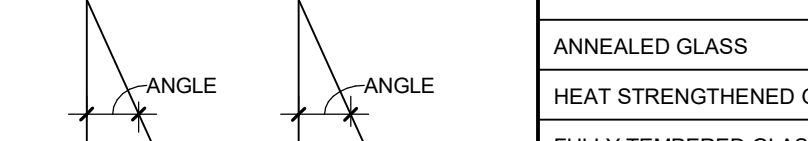

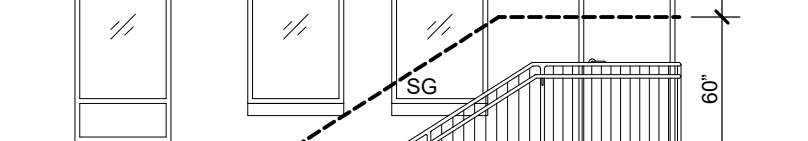
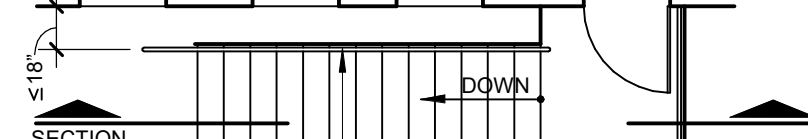
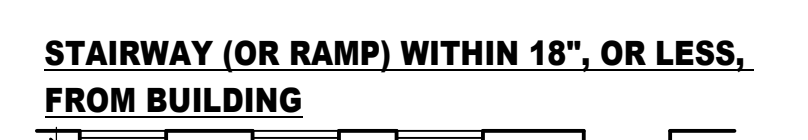
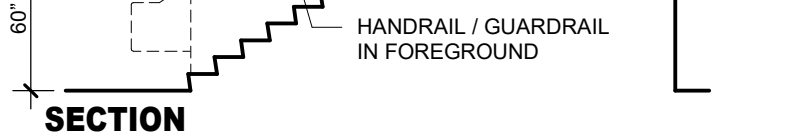

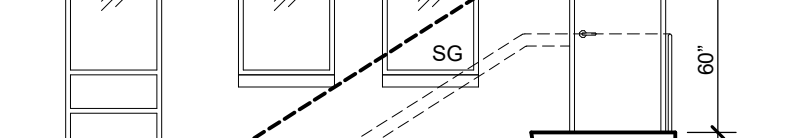
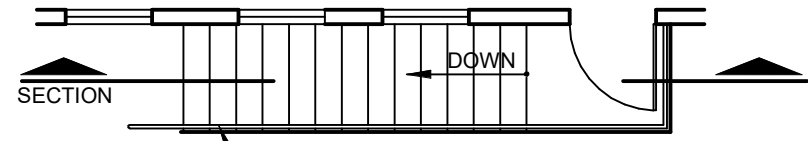
GLAZED OPENINGS IN PARTITIONS



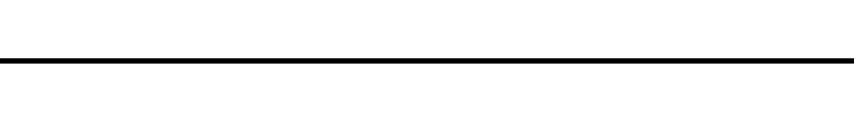

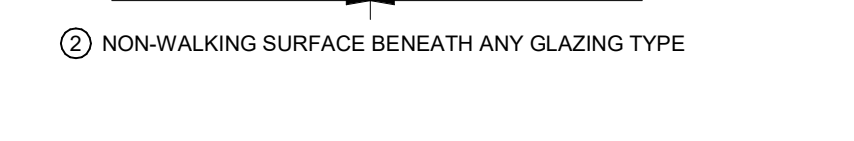
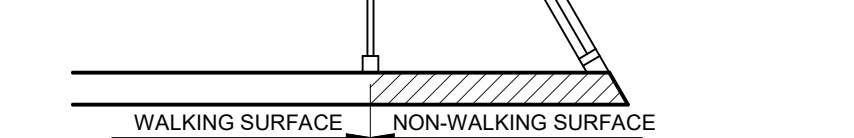
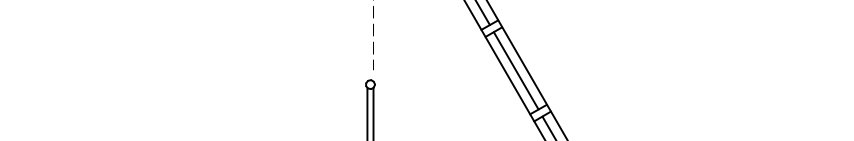
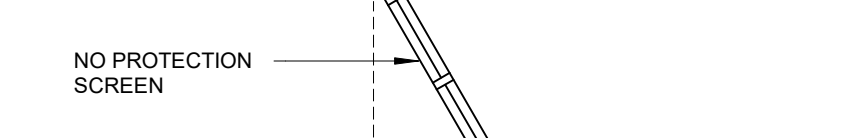

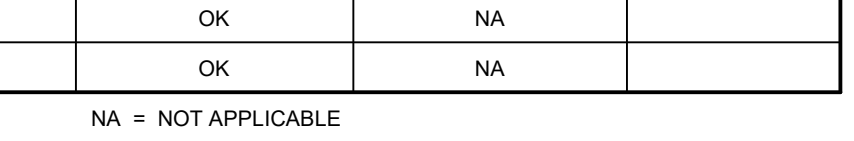

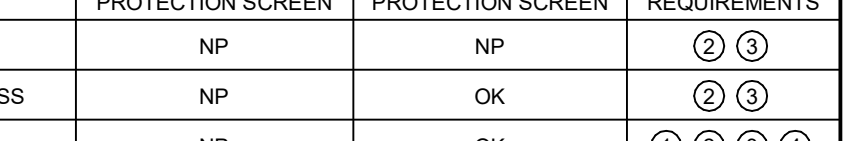
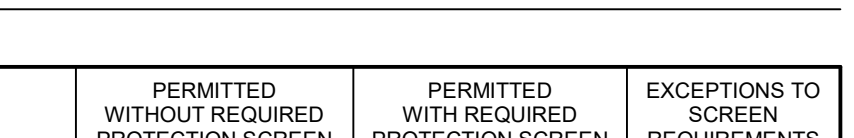


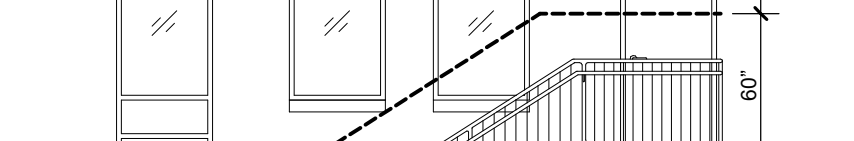
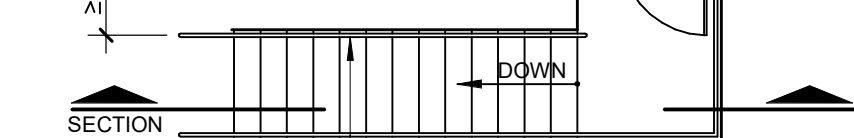
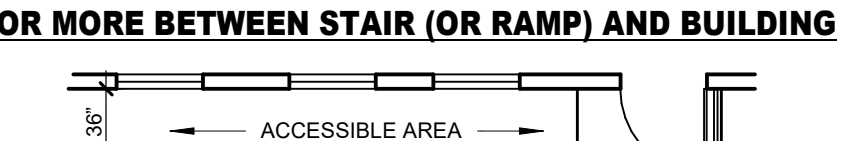
SAFETY GLASS IS REQUIRED WHEN ALL OF THE FOLLOWING CONDITIONS ARE PRESENT:
* TOP OF GLAZING IS GREATER THAN / EQUAL 36" AFF
* AREA OF SINGLE PANE > 9 SF
* BOTTOM OF GLAZING IS LESS THAN / EQUAL 18" AFF
* WALKING SURFACE IS LOCATED WITHIN 36" OF ONE OR BOTH SIDES
EXCEPTION: GLASS DOES NOT NEED TO BE SAFETY GLASS WHEN 1 1/2" SAFETY BAR IS INSTALLED WHERE WALKING SURFACE IS WITHIN 36" OF GLASS

SAFETY GLASS IS REQUIRED AT INTERIOR LITE WHEN BOTTOM OF GLAZING IS LESS THAN / EQUAL 18" AFF
EXCEPTION: INTERIOR LITE DOES NOT NEED TO BE SAFETY GLASS WHEN 1 1/2" SAFETY BAR IS INSTALLED
SAFETY GLASS IS REQUIRED FOR EXTERIOR LITE EXCEPT WHEN THE BOTTOM OF THE GLAZING IS GREATER THAN / EQUAL 25 FT ABOVE GRADE

STAIRWAY (OR RAMP) AGAINST BUILDING



STAIRWAY (OR RAMP) WITH ACCESSIBLE AREA OF 36" OR MORE BETWEEN STAIR (OR RAMP) AND BUILDING

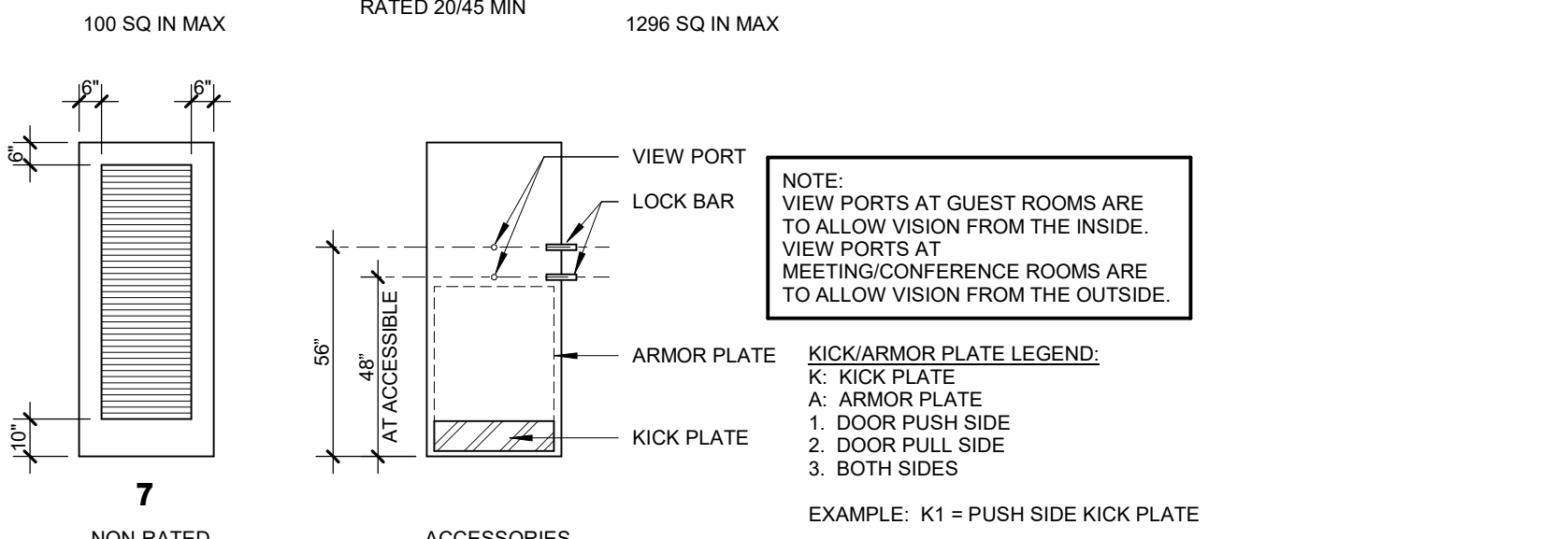
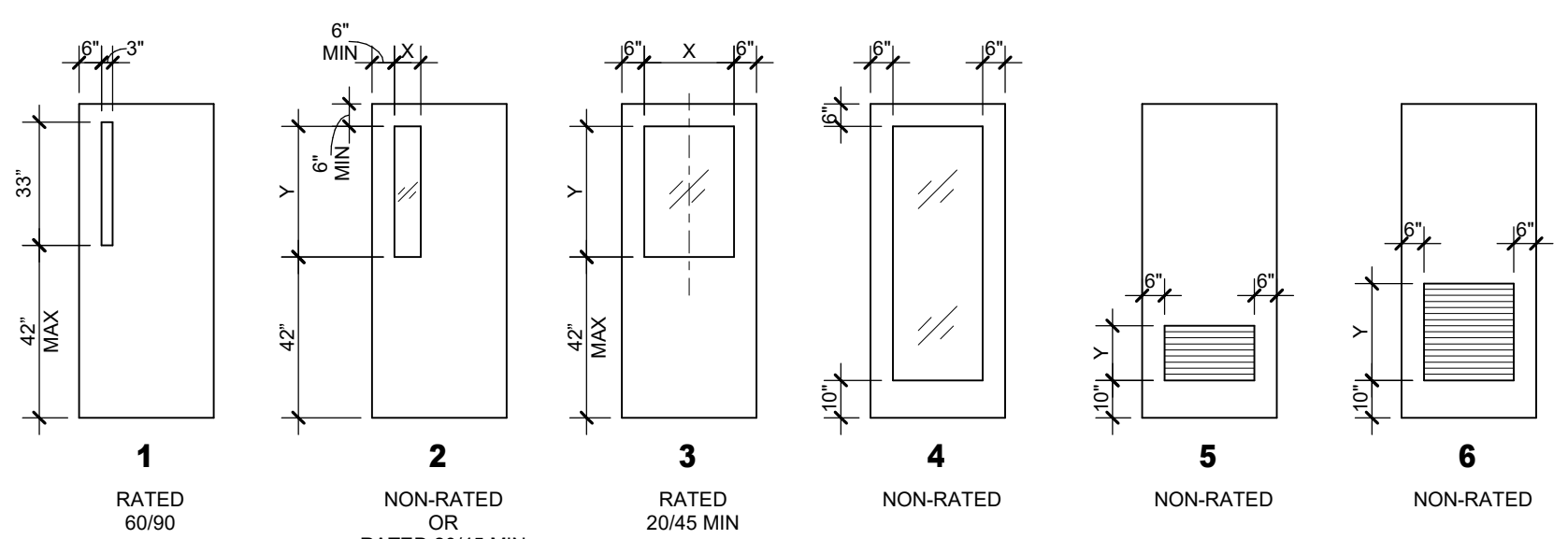


DOOR LEGEND

DOOR NOTES

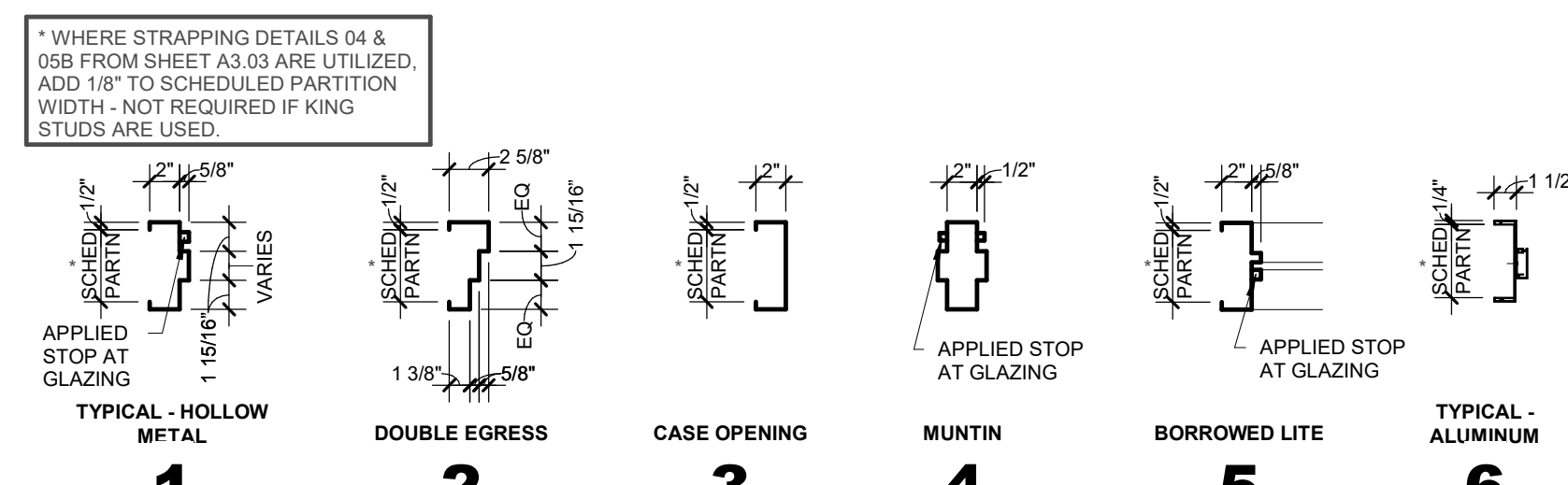
1. CONTRACTORS TO USE THE ARCHITECT'S FLOOR PLAN DESIGNATION DOOR NUMBER IN ADDITION TO THE ROOM NUMBER ON ALL SHOP DRAWING SCHEDULE SUBMITTALS.

VISION PANELS, LOUVER TYPES, AND ACCESSORIES

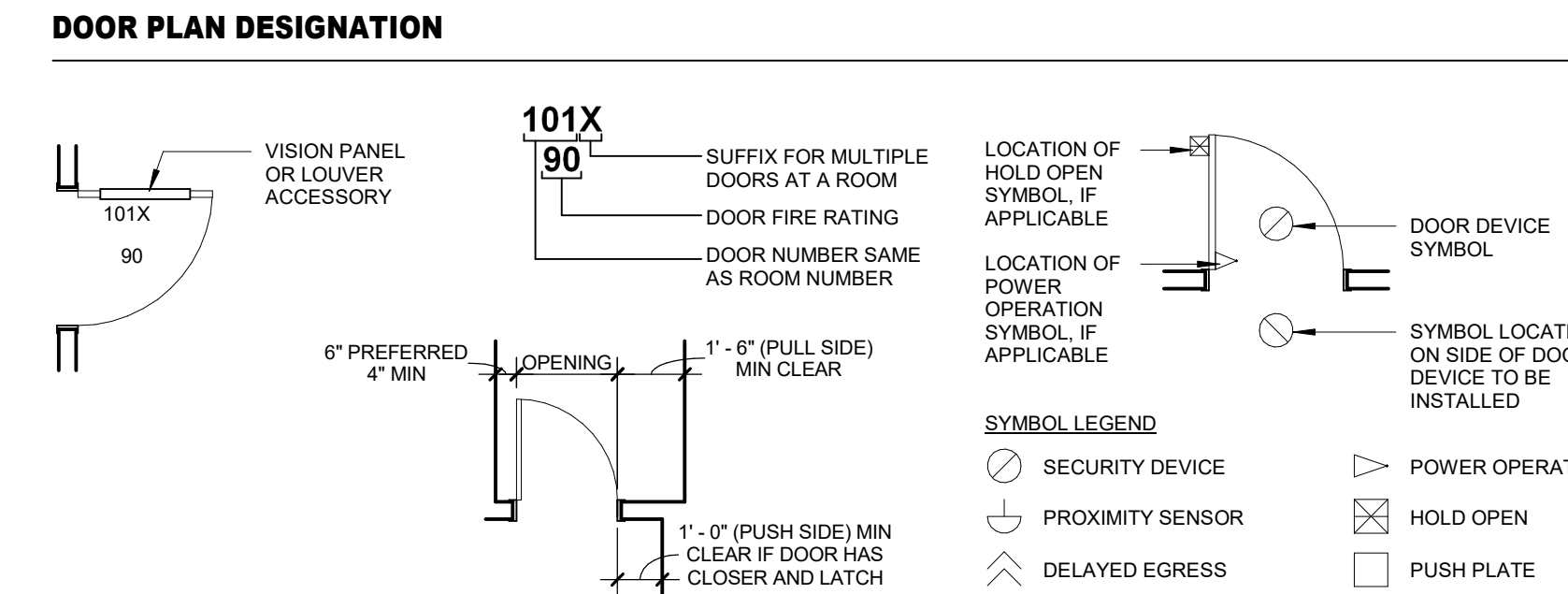


DOOR AND BORROWED LITE FRAME TYPES

SCALE: 1" = 1'-0"



DOOR PLAN DESIGNATION



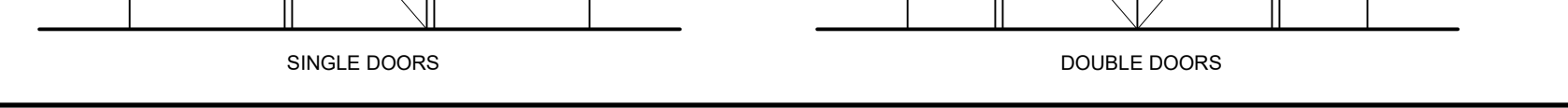
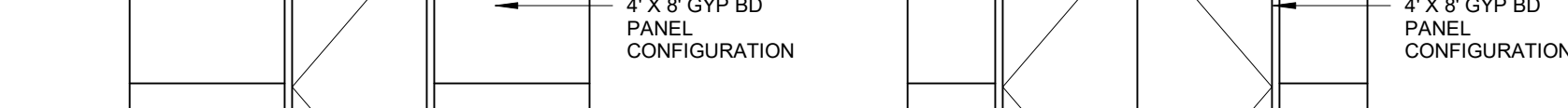

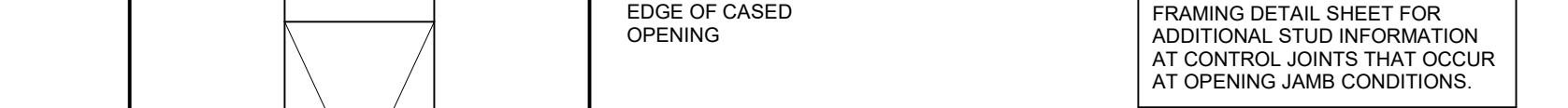

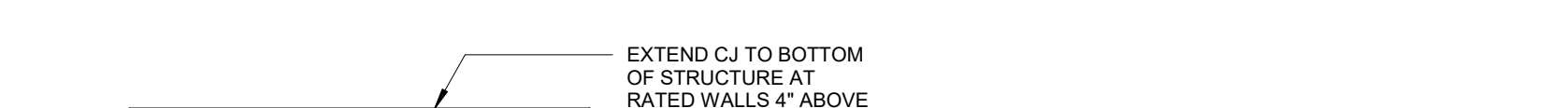
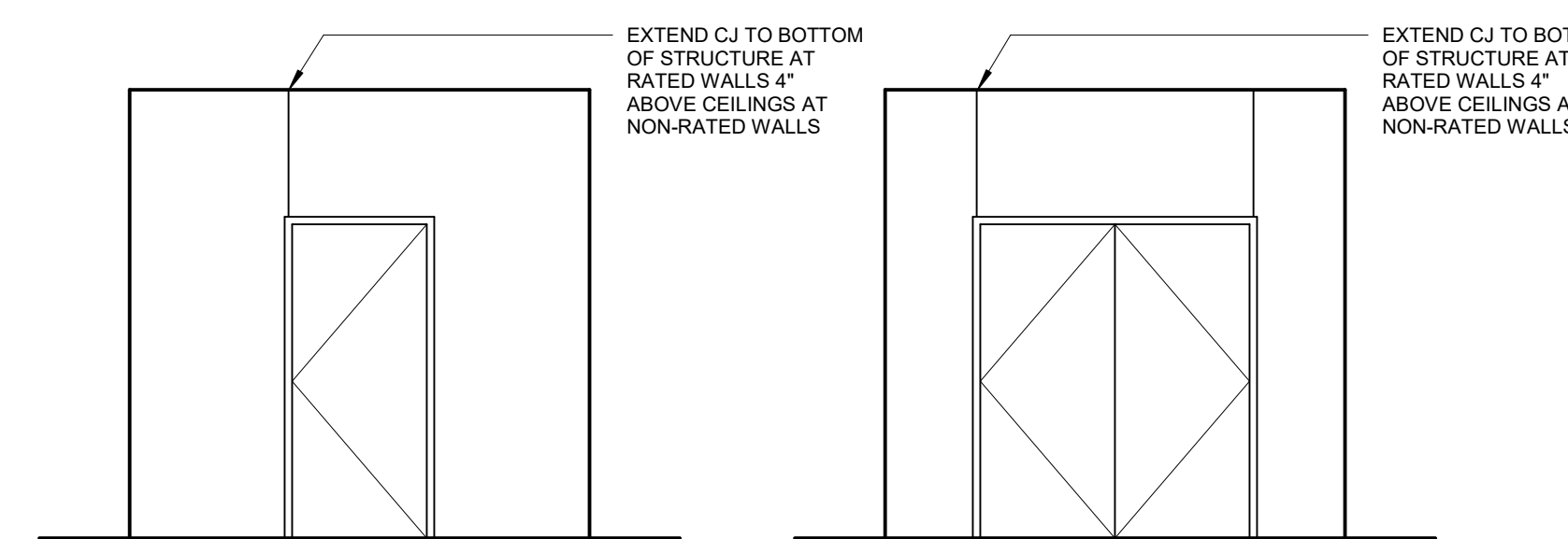
DOOR OPENING LOCATION

A. DOORS SHOWN ADJACENT TO A PLANKING WALL OR OTHER FIXED OBSTRUCTION, SHALL BE LOCATED AS SHOWN ABOVE.
B. OTHER LOCATIONS SHALL BE ON CENTERLINE OF ROOM OR AS SPECIFICALLY DIMENSIONED.

EDITOR'S NOTE: MULTIPLE DOORS INTO ANY ROOM ARE TO HAVE SEQUENTIAL ALPHA SUFFIXES, BEGINNING WITH THE FIRST DOOR.

SYMBOL LEGEND: SECURITY DEVICE, PROXIMITY SENSOR, DELAYED EGRESS, FREE EGRESS, POWER OPERATOR, HOLD OPEN, PUSH PLATE.

CONTROL JOINT AT DOOR FRAMES

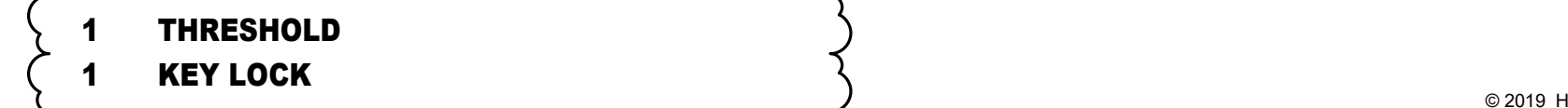


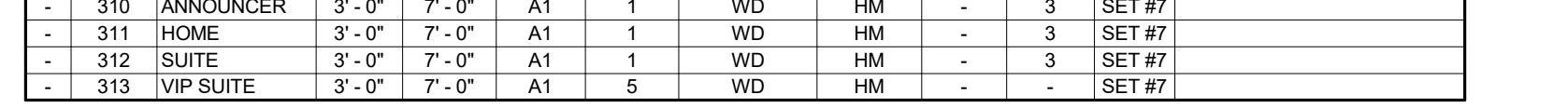
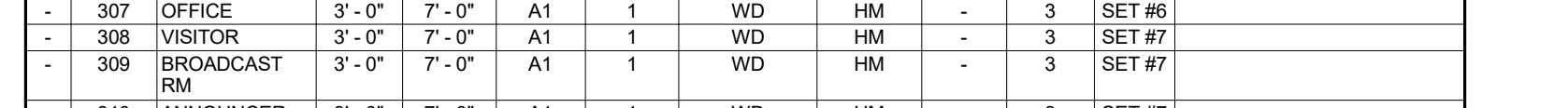
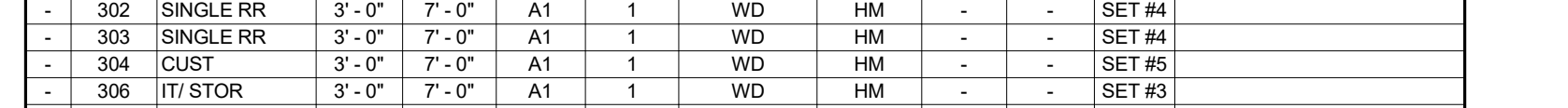
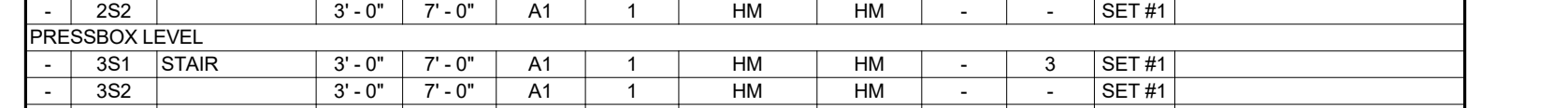
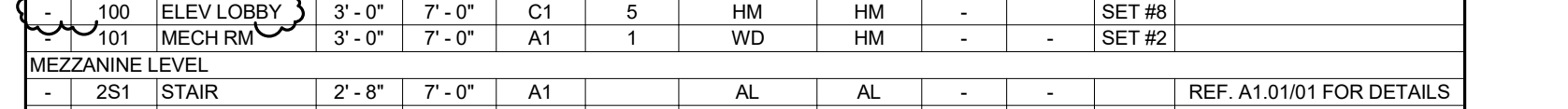
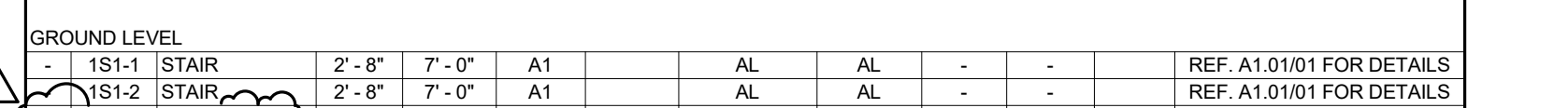
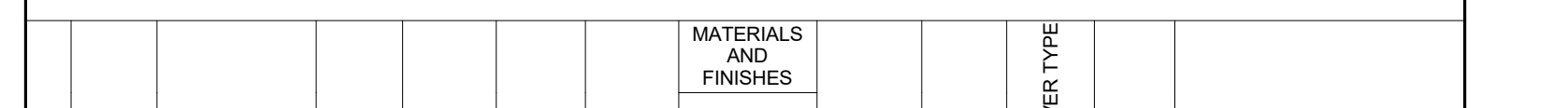
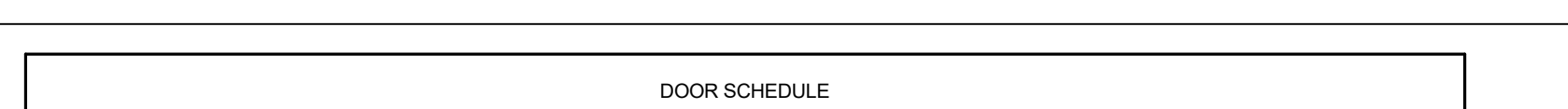


DOOR LEGEND

DOOR NOTES

1. CONTRACTORS TO USE THE ARCHITECT'S FLOOR PLAN DESIGNATION DOOR NUMBER IN ADDITION TO THE ROOM NUMBER ON ALL SHOP DRAWING SCHEDULE SUBMITTALS.

DOOR TYPES



HKS

ARCHITECT
HKS, INC.
350 N SAINT PAUL ST
SUITE 100
DALLAS, TX 75201

CIVIL ENGINEER
CEI ENGINEERING ASSOCIATES, INC.
3030 LBJ FREEWAY
SUITE 100
DALLAS, TX 75234

LANDSCAPE
CEI ENGINEERING ASSOCIATES, INC.
3030 LBJ FREEWAY
SUITE 100
DALLAS, TX 75234

STRUCTURAL
HKS, INC.
350 N SAINT PAUL ST
SUITE 100
DALLAS, TX 75201

MEP
ROMINE, ROMINE & BURGESS, INC.
300 GREENEAF ST
FORT WORTH, TX 76107

MARLIN

MARLIN

MARLIN

MARLIN

MARLIN

MARLIN

MARLIN

MARLIN

MARLIN

MARLIN

MARLIN

MARLIN

MARLIN

MARLIN

MARLIN

MARLIN

MARLIN

MARLIN

MARLIN

MARLIN

MARLIN

MARLIN

MARLIN

MARLIN

MARLIN

ARCHITECT

HKS, INC.
350 N SAINT PAUL ST
SUITE 100
DALLAS, TX 75201

CIVIL ENGINEER

CEI ENGINEERING ASSOCIATES, INC.
3030 LBJ FREEWAY
SUITE 100
DALLAS, TX 75234

LANDSCAPE

CEI ENGINEERING ASSOCIATES, INC.
3030 LBJ FREEWAY
SUITE 100
DALLAS, TX 75234

STRUCTURAL

HKS, INC.
350 N SAINT PAUL ST
SUITE 100
DALLAS, TX 75201

MEP

ROMINE, ROMINE & BURGESS, INC.
300 GREENLEAF ST
FORT WORTH, TX 76107




MARLIN

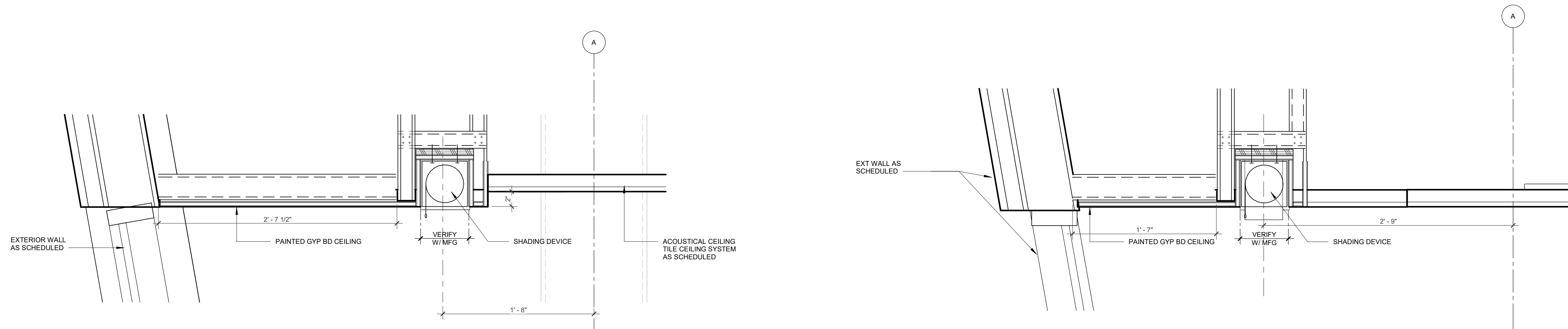
MARLIN ISD PRESS BOX
678 SUCCESS DR B
MARLIN, TX 76661

OWNER

MARLIN ISD
678 SUCCESS DR B
MARLIN, TX 76661

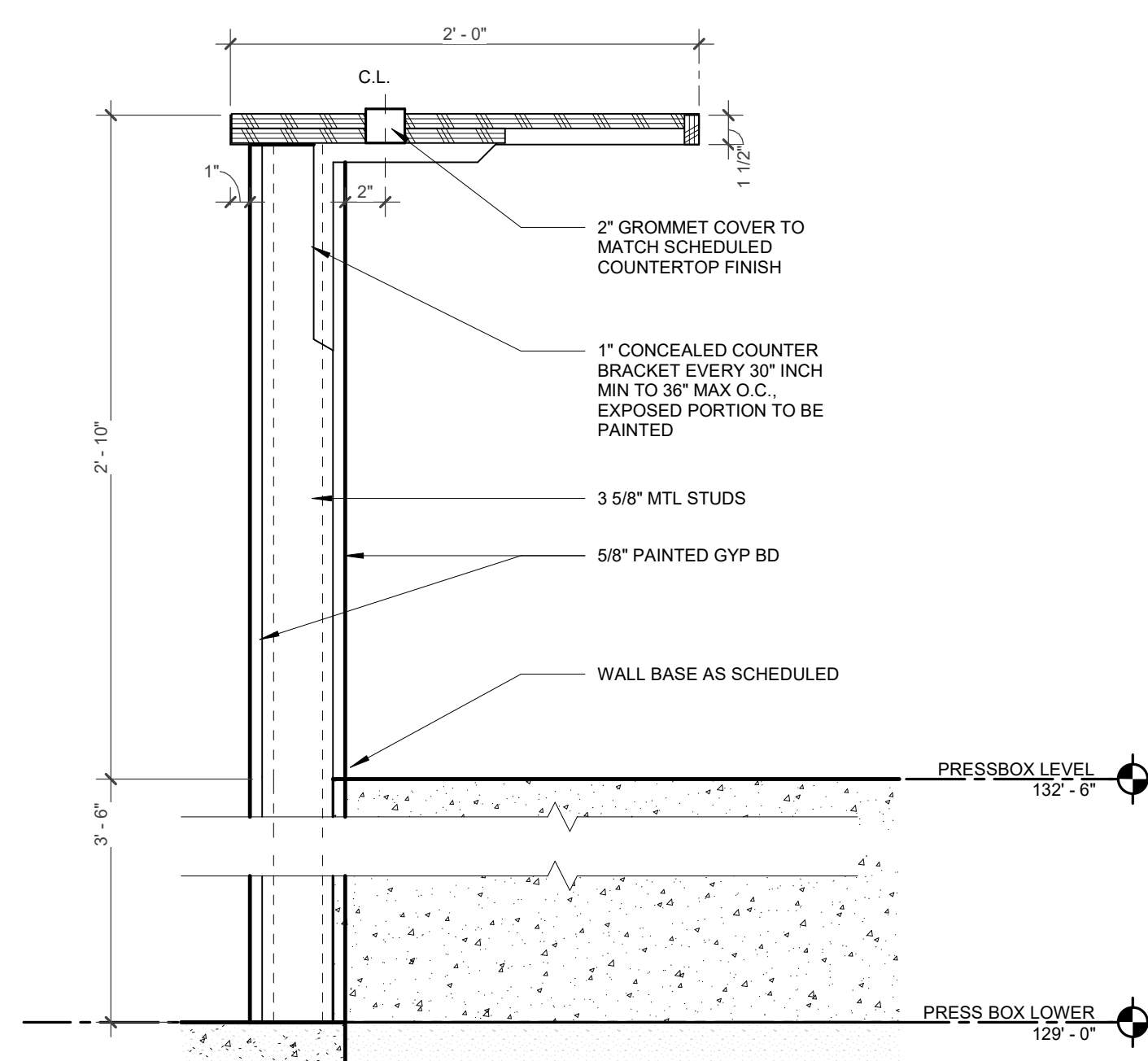


12/08/2023

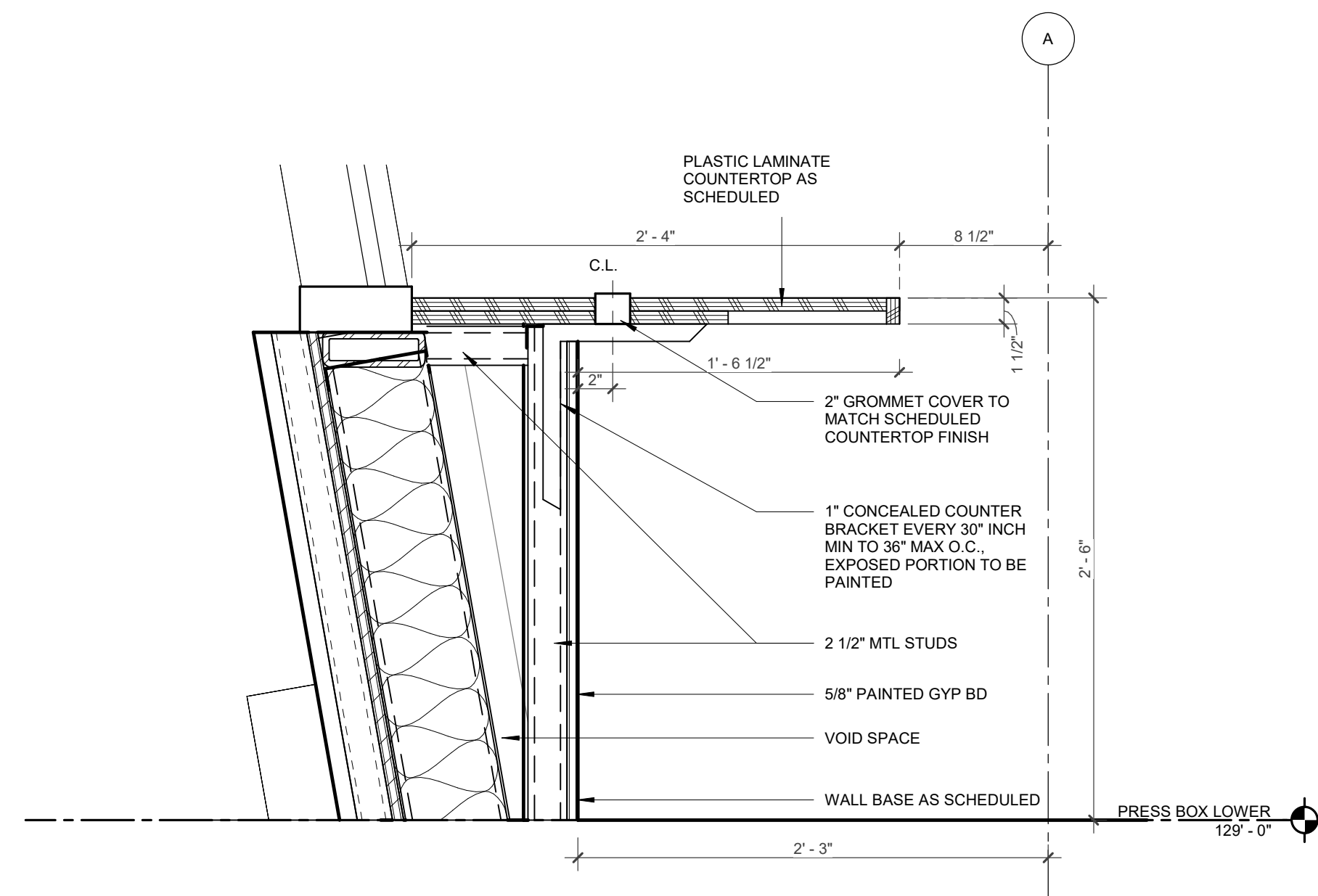


06 CEILING DETAIL- MOTORIZED ROLLER SHADE AT EXT WINDOW IN VIP SUITE
1 1/2" = 1'-0"

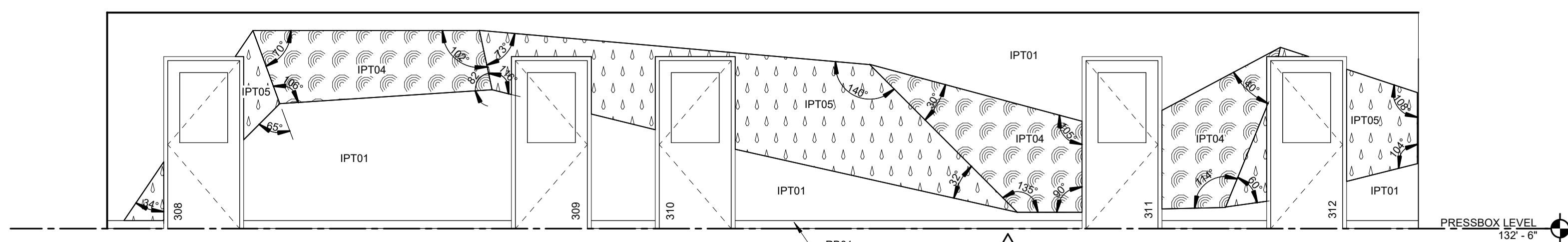
07 CEILING DETAIL - MOTORIZED ROLLER SHADE AT EXT WINDOW
1 1/2" = 1'-0"



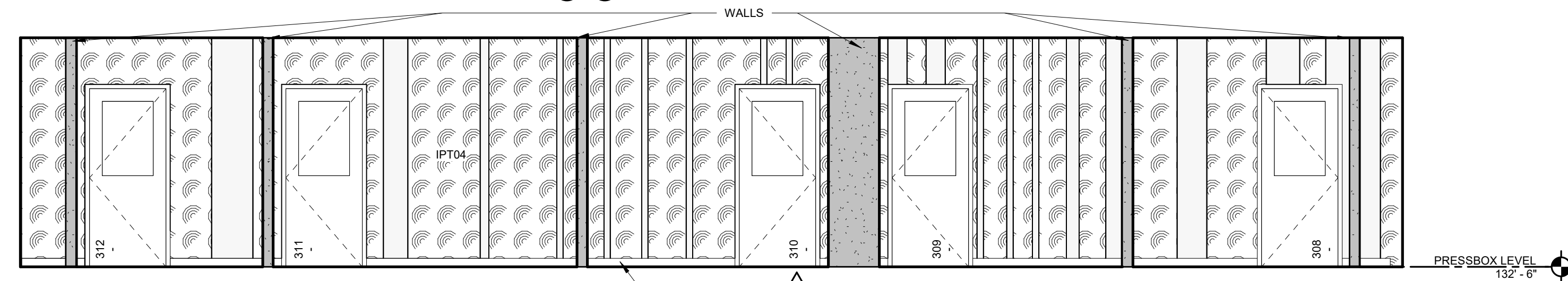
06 SECTION DETAIL - COUNTER AT TIERED LEVEL
1 1/2" = 1'-0"



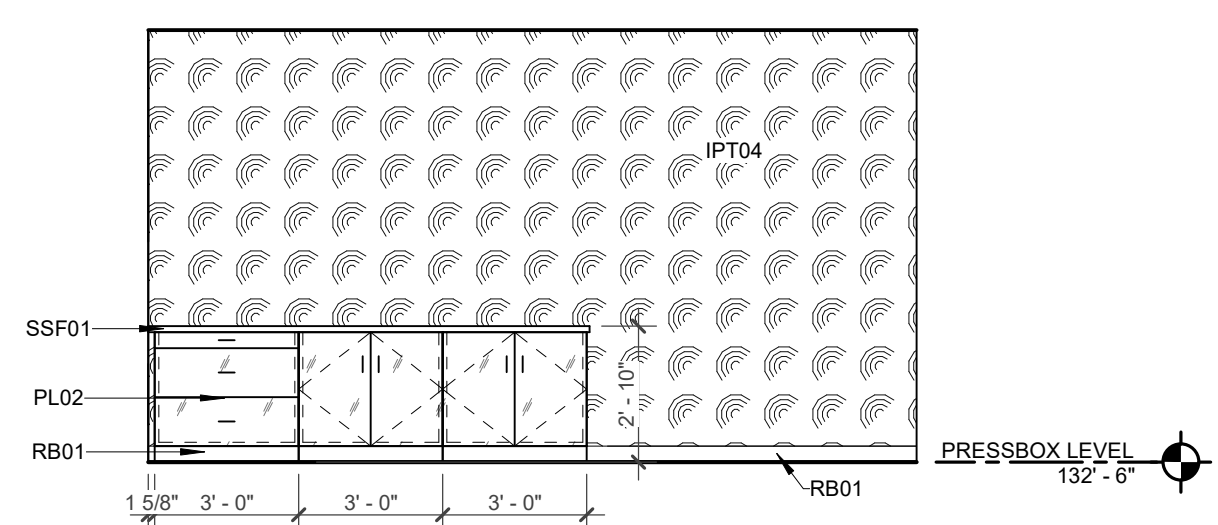
05 SECTION DETAIL - COUNTER AT LOWER LEVEL
1 1/2" = 1'-0"



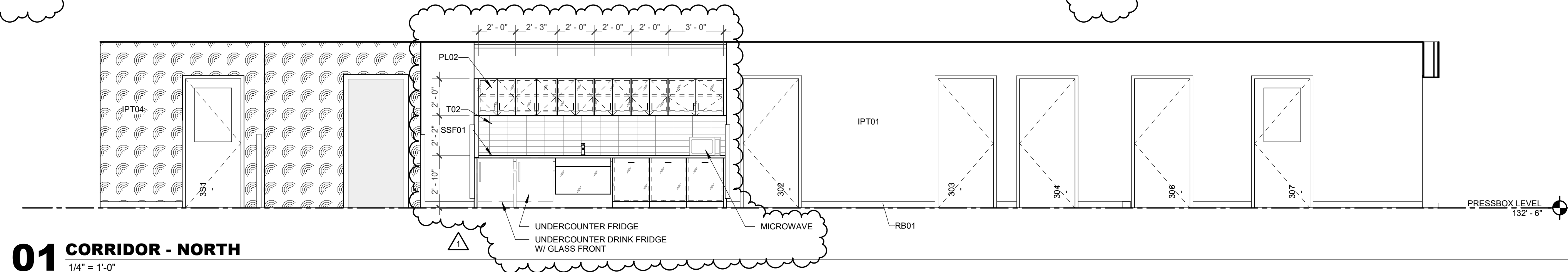
04 CORRIDOR SOUTH
1/4" = 1'-0"



03 308 309 310 311 312 SUITE - NORTH
1/4" = 1'-0"



02 313 VIP SUITE - NORTH
1/4" = 1'-0"



01 CORRIDOR - NORTH
1/4" = 1'-0"

REVISION NO.	DESCRIPTION	DATE
1	ADDENDUM #2	12/08/2023

HKS PROJECT NUMBER

26095.000

DATE

11/20/23

ISSUE

ISSUE FOR BID AND

PERMIT

SHEET TITLE

INTERIOR

ELEVATIONS AND

DETAILS

SHEET NO.

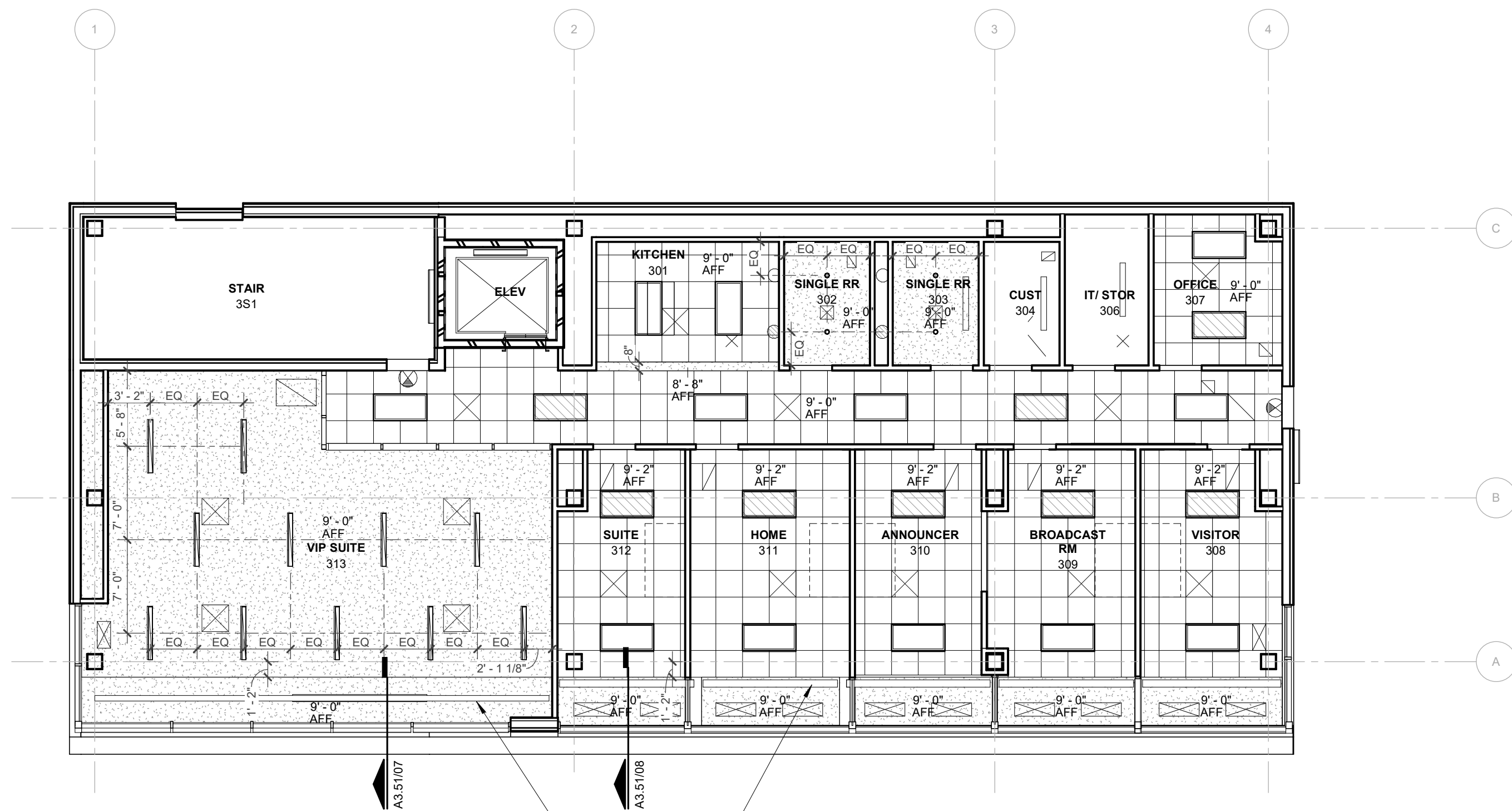
A3.51

GENERAL NOTES - REFLECTED CEILING PLAN

- ALL CEILINGS SHALL BE 9'-0" ABOVE FINISHED FLOOR, UNLESS NOTED OTHERWISE. (COORDINATE WITH OWNER-FURNISHED VENDOR DRAWINGS AND EQUIPMENT.)
- IN THE CASE OF MINOR DISCREPANCIES BETWEEN MEP AND ARCHITECTURAL DOCUMENTS IN THE LOCATION OF CEILING MOUNTED COMPONENTS, THE ARCHITECTURAL REFLECTED CEILING PLAN SHALL GOVERN. IN THE CASE OF MAJOR DISCREPANCIES, THE ARCHITECT SHALL BE NOTIFIED AS SOON AS THE DISCREPANCY IS DISCOVERED PRIOR TO PROCEEDING WITH THE WORK.
- REFERENCE MECHANICAL AND ELECTRICAL DRAWINGS FOR MOUNTING LOCATIONS OF ITEMS WHERE NO CEILING IS REQUIRED OF INDICATED. LIGHTS, DIFFUSERS, EXIT SIGNS, SMOKE DETECTORS, SPEAKERS, STROBES AND MISCELLANEOUS DEVICES SHALL BE CENTERED IN THE CEILING TILE IN WHICH THEY OCCUR, UNLESS NOTED OTHERWISE.
- ACCESS DOOR LOCATIONS IN GYPSUM BOARD CEILINGS ARE INDICATED ON RCPS ONLY WHERE ARCHITECTURALLY SIGNIFICANT. REFERENCE SPECIFICATIONS AND MEP DRAWINGS FOR OTHER ACCESS DOOR LOCATIONS.
- EXIT SIGNS ARE SHOWN ON REFLECTED CEILING PLAN ONLY WHERE LOCATION IS ARCHITECTURALLY SIGNIFICANT.
- REFERENCE A3.31 FOR CONTROL JOINT DETAILS.
- REFERENCE A3.10 FOR METAL FABRICATION DETAILS.

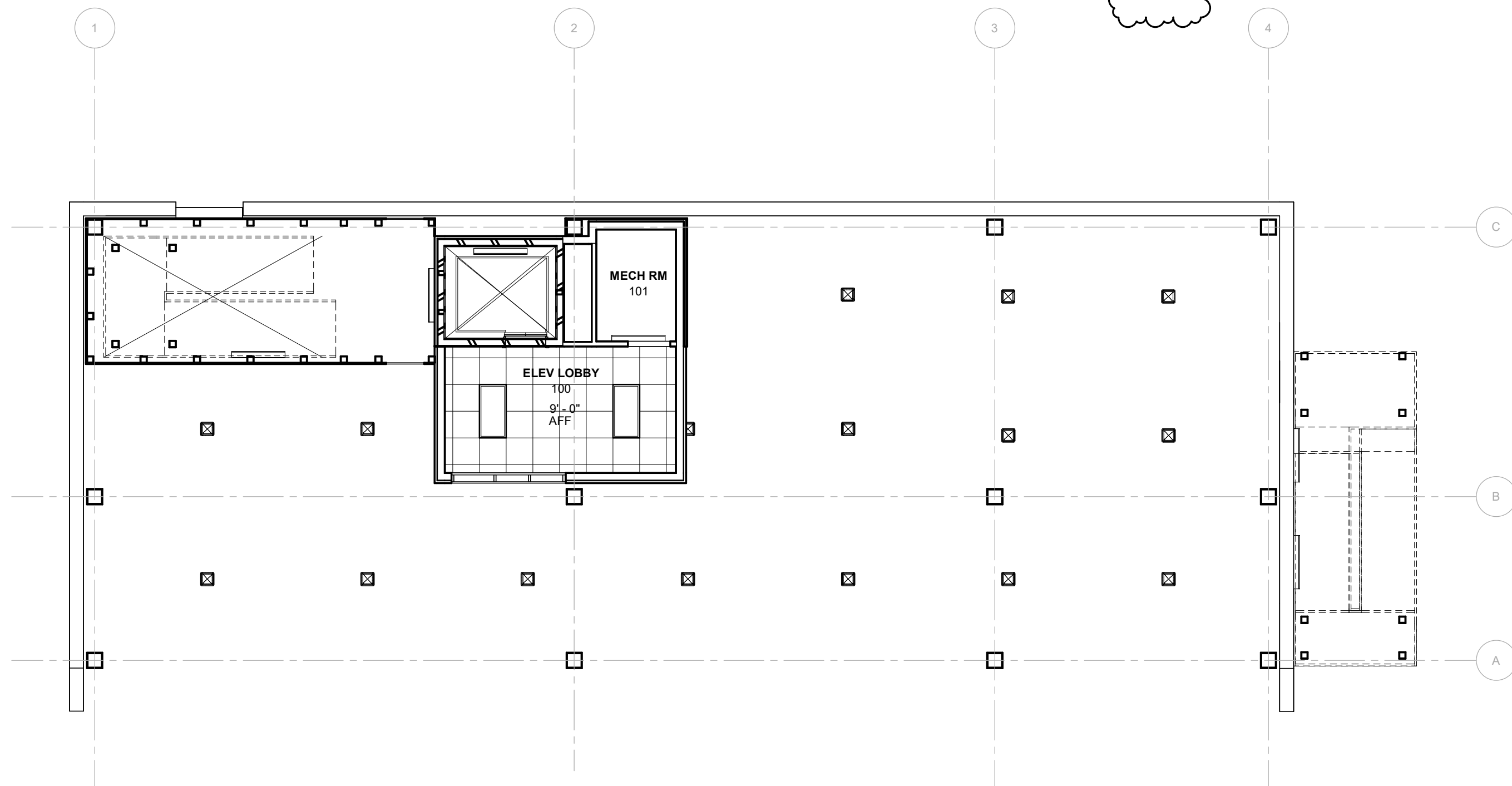
REFLECTED CEILING PLAN LEGEND

- ACT01 - ACOUSTIC CEILING TILE
TYPICAL CEILING U.N.O.
- NO CEILING, OPEN TO STRUCTURE
- GYP BD CEILING
- 2'X4' LED TROFFER LIGHT
- LINEAR LED LIGHT
- SUSPENDED UTILITY LIGHT
- RECESSED CAN LIGHT
- EXIT SIGN - MATCH
INDICATES EXIT TEXT
& ARROW INDICATES
DIRECTION
- SD SMOKE DETECTOR
- FA FIRE ALARM / STROBE
- S SPEAKER
- CONTROL JOINTS






02 REFLECTED CEILING PLAN - PRESSBOX LEVEL

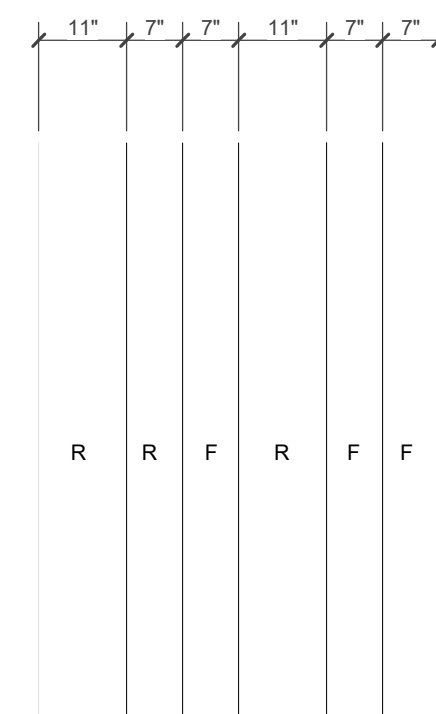
1/8" = 1'-0"



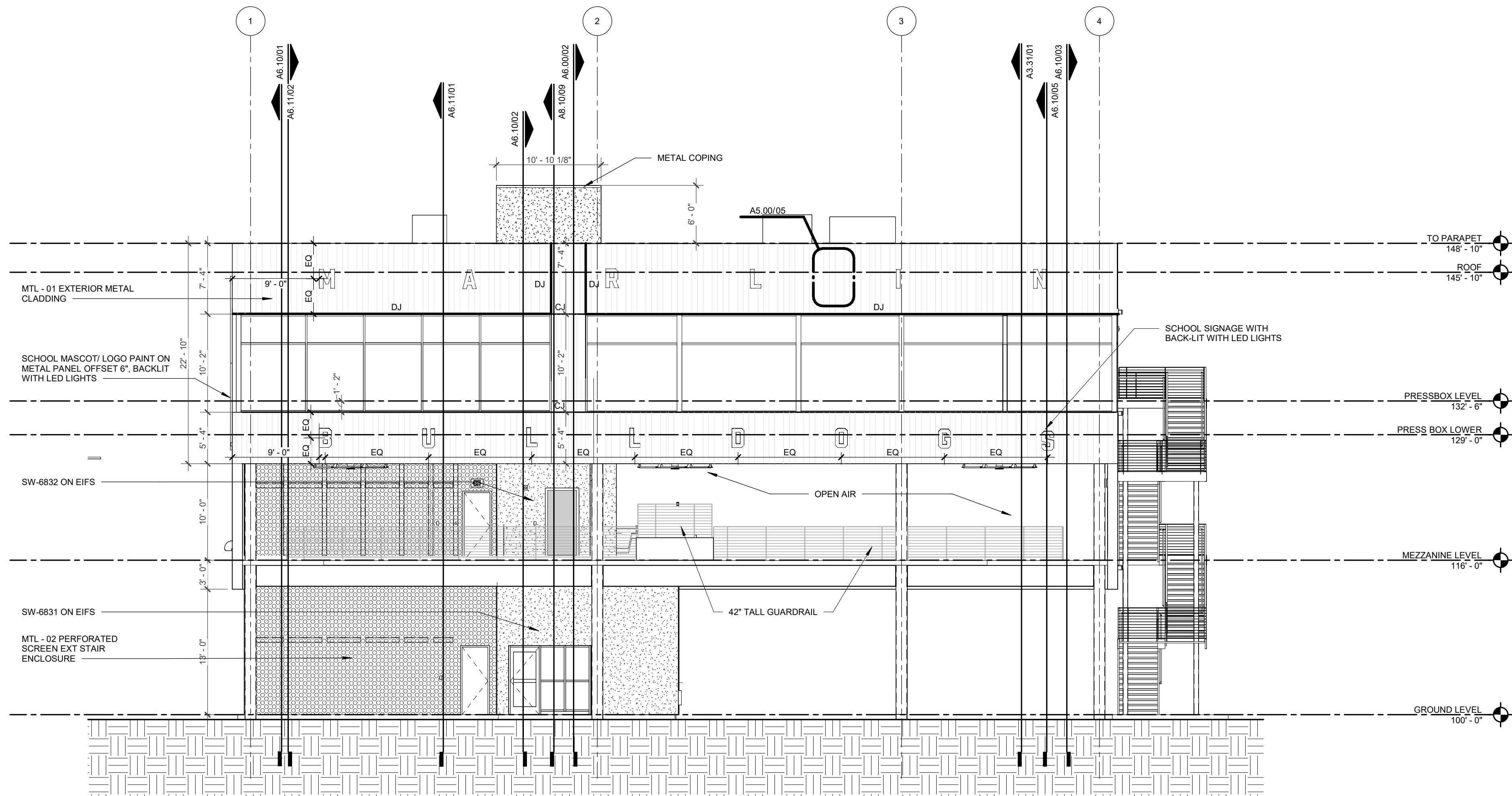
01 REFLECTED CEILING PLAN - GROUND LEVEL

1/8" = 1'-0"

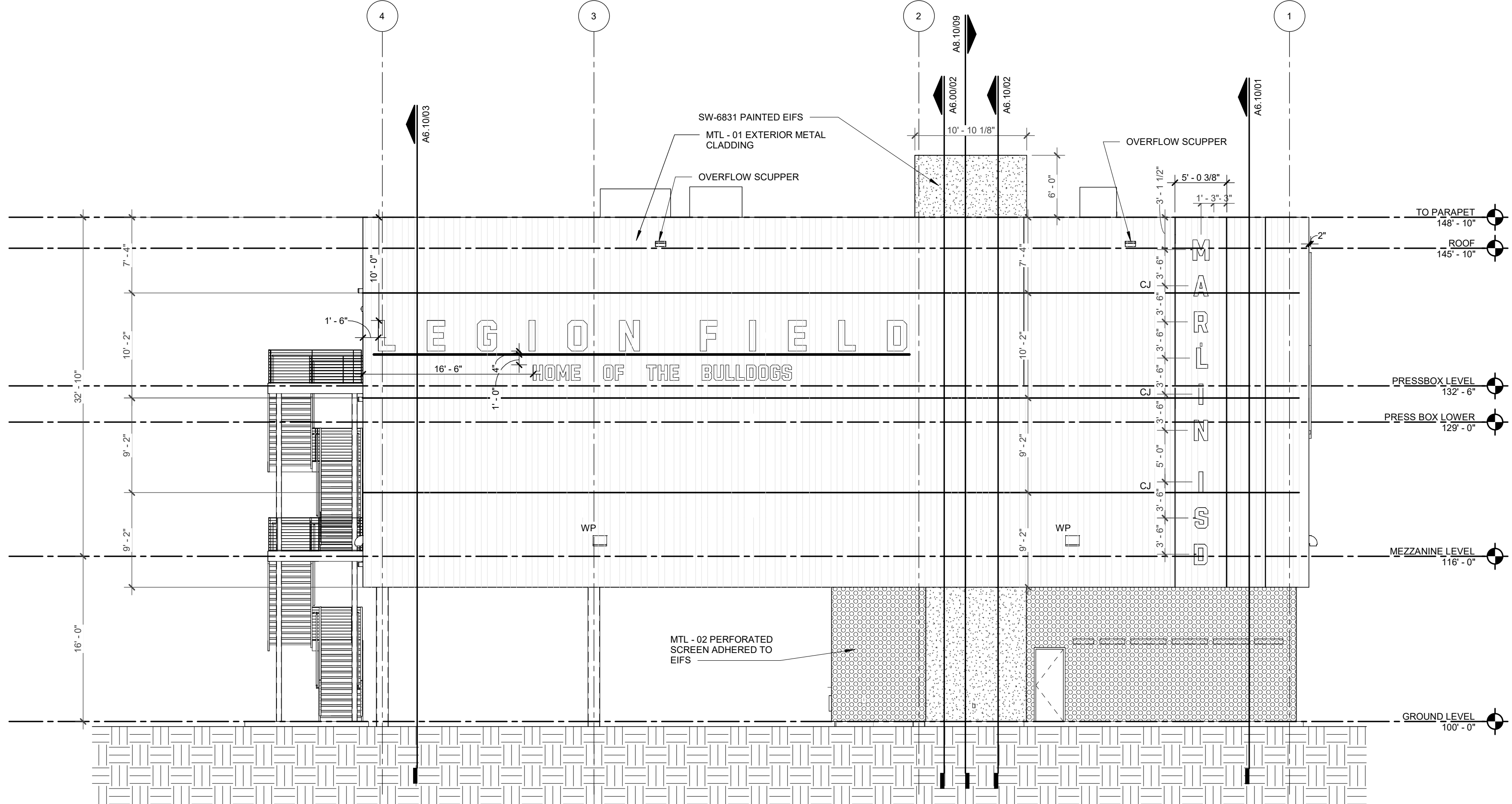
EXTERIOR MATERIALS LEGEND	
FINISH INFORMATION	GRAPHIC SYMBOL
EIPS-01	
TYPE: EIPS	
MANUF: PAREX	
COLOR: SW-4817	
SIZE: REF ELEVATION	
INSTALL: EXT WALL	
MTL-01	
TYPE: METAL WALL PANEL	
MANUF: PAC-CLAD	
COLOR: ZINC (RAIUM)	
SIZE: 7' FLUSH, 7' x 11' REVEAL	
INSTALL: REVEAL BALANCED PANEL, DETAIL: EXT WALL	
MTL-02	
TYPE: PERFORATED WALL SCREEN	
MANUF: MINICHOLS	
COLOR: ALUMINUM	
SIZE: 4x8 PANELS, 0.050" THICKNESS	
INSTALL: EXT WALL SCREEN	
NOTATIONS LEGEND	
CJ	CONTROL JOINT
DJ	DEFLECTION JOINT
F	FLUSH PAC-CLAD WALL PANEL
R	REVEAL PAC-CLAD WALL PANEL



05 FLUSH AND REVEAL METAL PANEL PATTERN



03 SOUTH ELEVATION



01 NORTH ELEVATION

ARCHITECT

HKS, INC.
350 N SAINT PAUL ST
SUITE 100
DALLAS, TX 75201

CIVIL ENGINEER

CEI ENGINEERING ASSOCIATES, INC.
3030 LBJ FREEWAY
SUITE 100
DALLAS, TX 75234

LANDSCAPE

CEI ENGINEERING ASSOCIATES, INC.
3030 LBJ FREEWAY
SUITE 100
DALLAS, TX 75234

STRUCTURAL

HKS, INC.
350 N SAINT PAUL ST
SUITE 100
DALLAS, TX 75201

MEP

ROMINE, ROMINE & BURGESS, INC.
300 GREENLEAF ST
FORT WORTH, TX 76107




MARLIN

MARLIN ISD PRESS BOX
678 SUCCESS DR B
MARLIN, TX 76661

OWNER

MARLIN ISD
678 SUCCESS DR B
MARLIN, TX 76661



12/08/2023

REVISION NO.	DESCRIPTION	DATE
1	ADDENDUM #2	12/08/2023

HKS PROJECT NUMBER

26095.000

DATE

11/20/23

ISSUE

ISSUE FOR BID AND

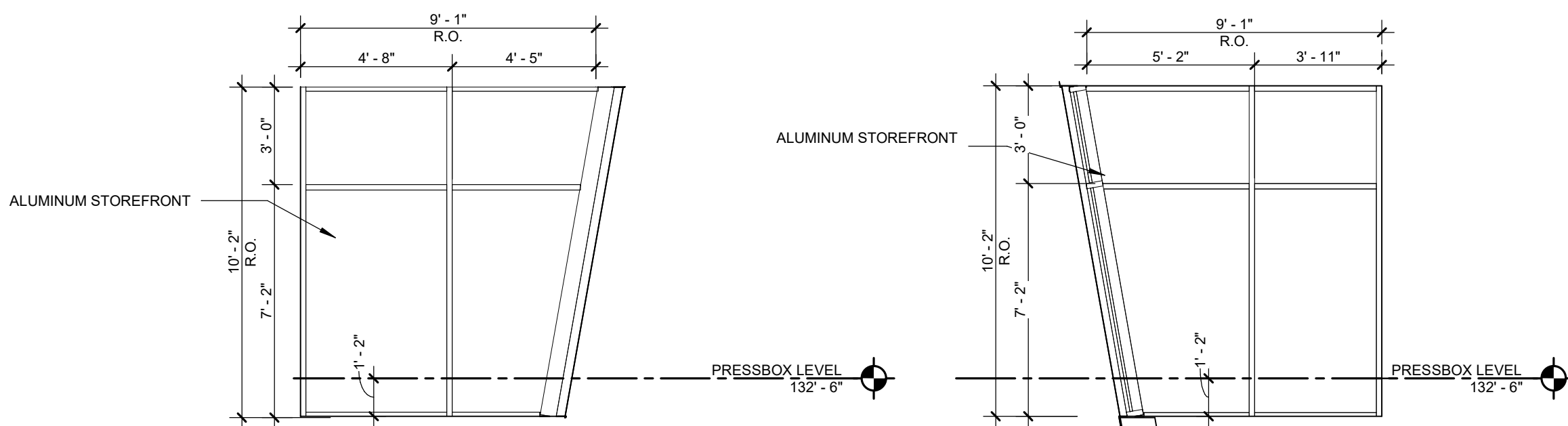
PERMIT

WINDOW

ELEVATIONS

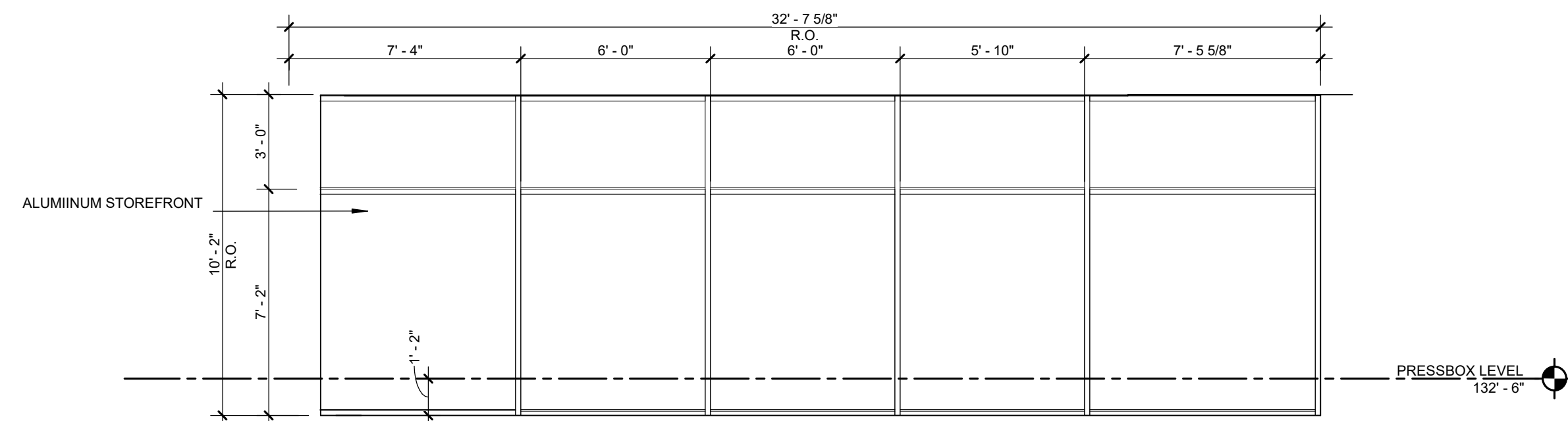
SHEET NO.

A5.10

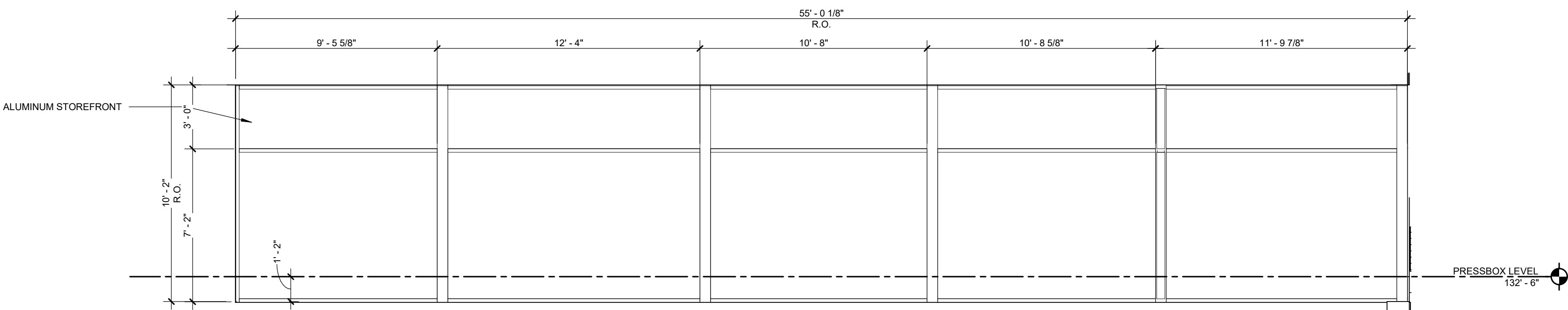


04 WEST ELEVATION WINDOW
1/4" = 1'-0"

03 EAST ELEVATION WINDOW
1/4" = 1'-0"



02 SOUTH ELEVATION VIP ROOM WINDOW WALL
1/4" = 1'-0"

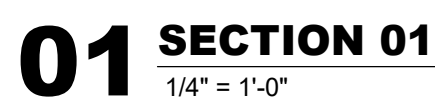
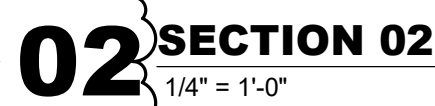
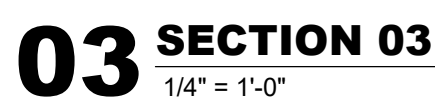
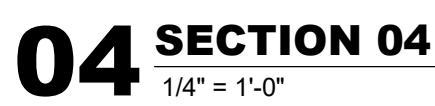
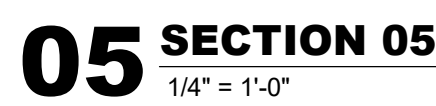


01 SOUTH ELEVATION PRESS BOX
1/4" = 1'-0"

[illegible]

SHEET NO.

A6.10



ARCHITECT

HKS, INC.
350 N SAINT PAUL ST
SUITE 100
DALLAS, TX 75201

CIVIL ENGINEER

CEI ENGINEERING ASSOCIATES, INC.
3030 LBJ FREEWAY
SUITE 100
DALLAS, TX 75234

LANDSCAPE

CEI ENGINEERING ASSOCIATES, INC.
3030 LBJ FREEWAY
SUITE 100
DALLAS, TX 75234

STRUCTURAL

HKS, INC.
350 N SAINT PAUL ST
SUITE 100
DALLAS, TX 75201

MEP

ROMINE, ROMINE & BURGESS, INC.
300 GREENLEAF ST
FORT WORTH, TX 76107




MARLIN

MARLIN ISD PRESS BOX
678 SUCCESS DR B
MARLIN, TX 76661

OWNER

MARLIN ISD
678 SUCCESS DR B
MARLIN, TX 76661



12/08/2023

REVISION NO.	DESCRIPTION	DATE
1	ADDENDUM #2	12/08/2023

HKS PROJECT NUMBER

26095.000

DATE

11/20/23

ISSUE

ISSUE FOR BID AND

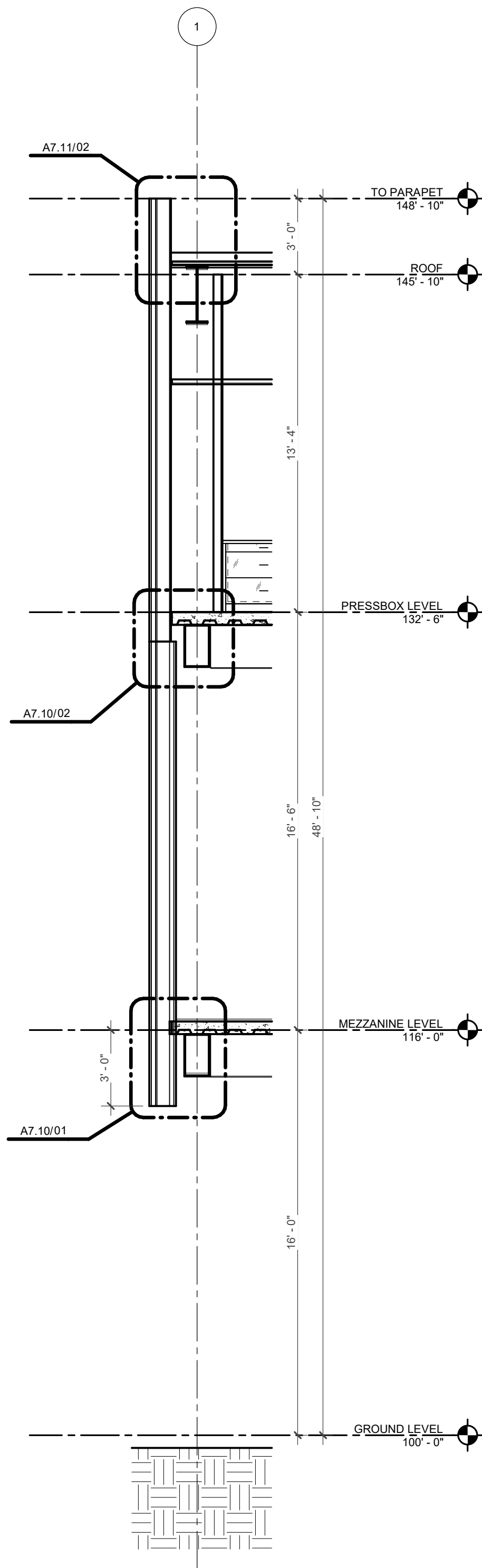
PERMIT

SHEET TITLE

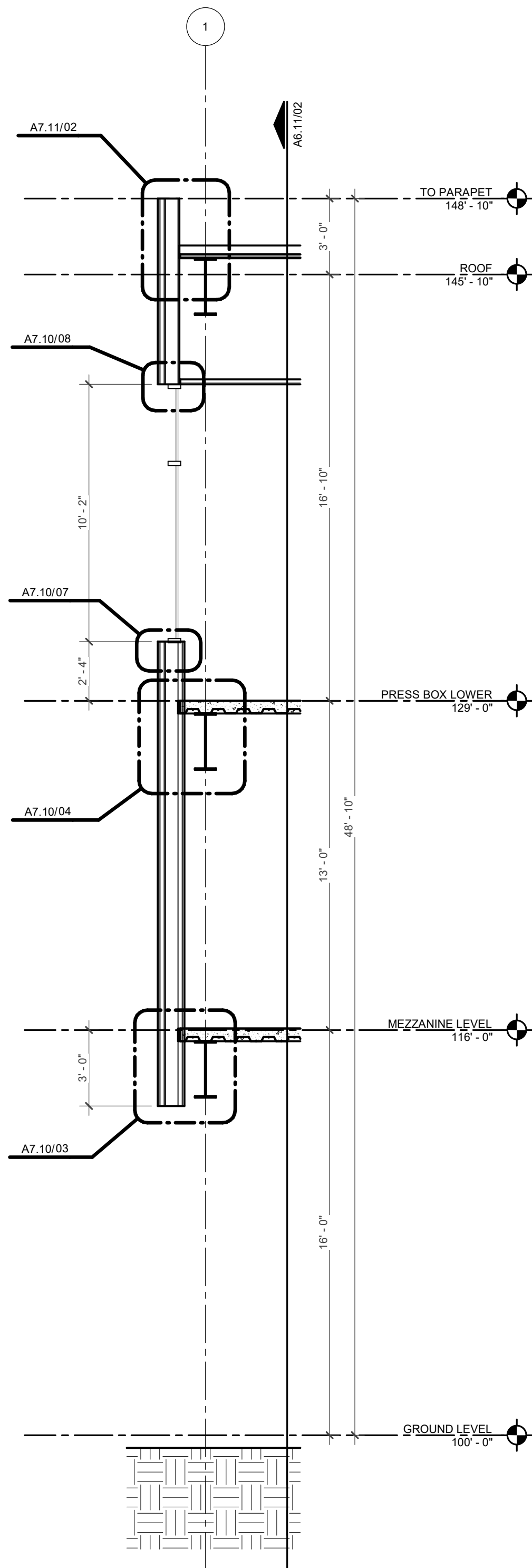
WALL SECTIONS

SHEET NO.

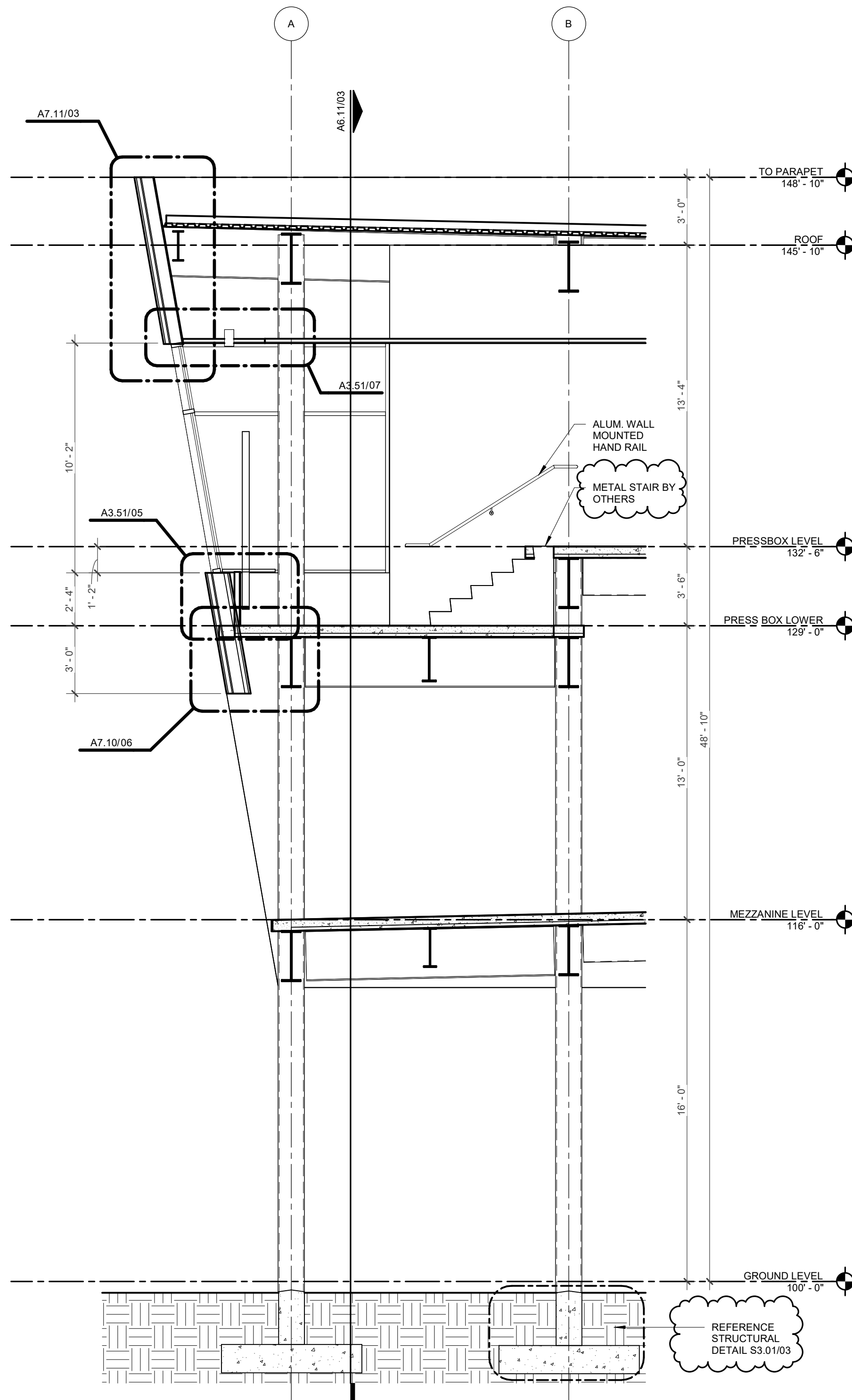
A6.11



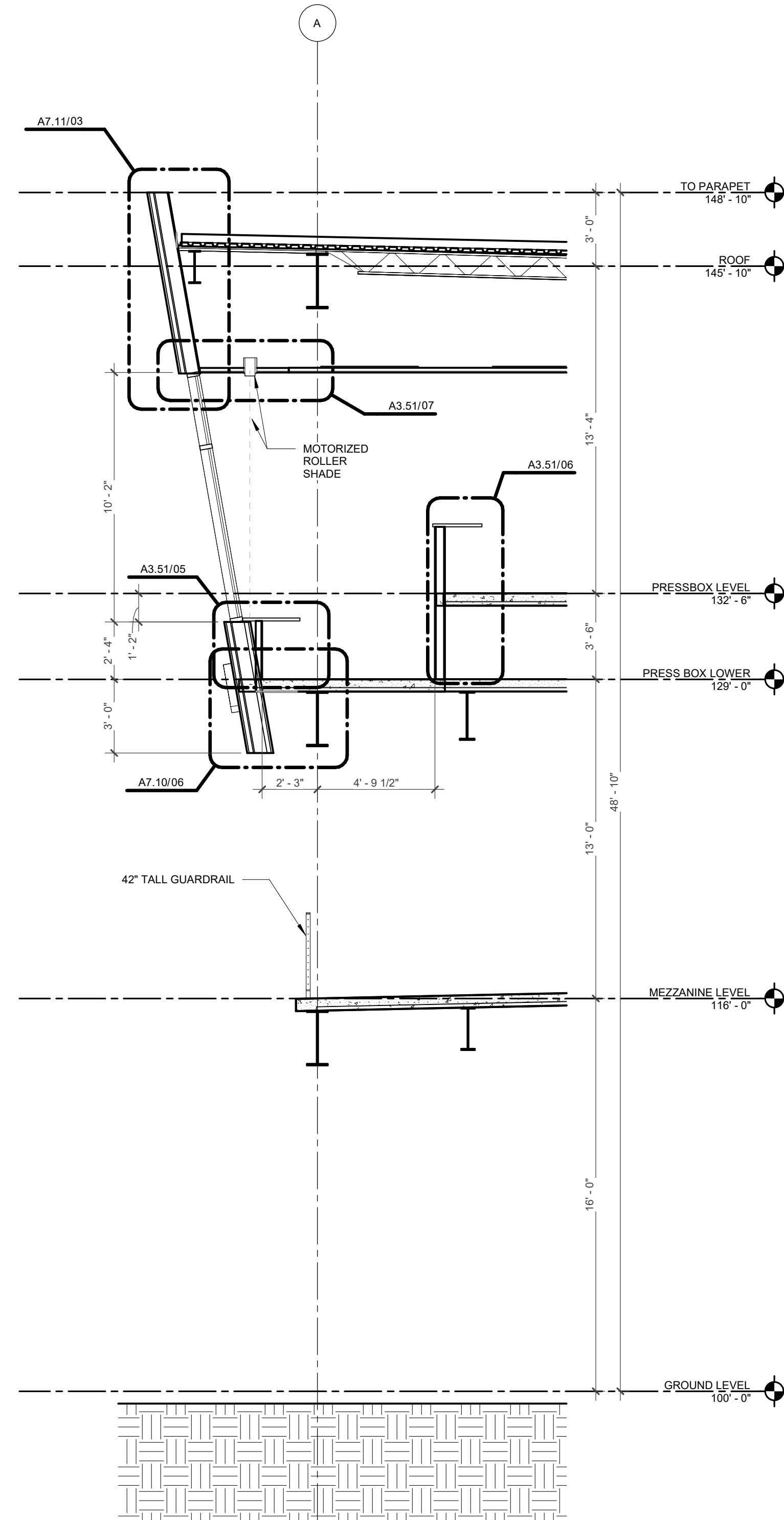
04 SECTION 09
1/4" = 1'-0"



03 SECTION 08
1/4" = 1'-0"




02 SECTION 07
1/4" = 1'-0"



01 SECTION 06
1/4" = 1'-0"



OWNER
MARLIN ISD
678 SUCCESS DR B
MARLIN, TX 76661

[illegible]

HKS PROJECT NUMBER
26095.000

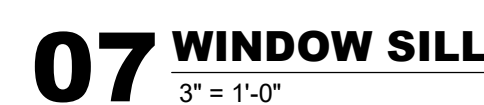
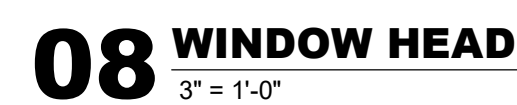

DATE
11/20/23

ISSUE
**ISSUE FOR BID AND
PERMIT**

SHEET TITLE
**METAL PANEL
DETAILS 01**

SHEET NO.

A7.10



GENERAL NOTES

BASIS OF DESIGN FOR GLAZED ALUMINUM FRAMING SYSTEM IS KAWNEER 2250IG WITH OPTIONAL PRESSURE PLATE". INTENT IS TO PROVIDE A WINDOW SYSTEM THAT CAN ACCOMMODATE A DOUBLE SEALANT APPROACH AS SHOWN IN THE DETAILS.

ARCHITECT

HKS, INC.
350 N SAINT PAUL ST
SUITE 100
DALLAS, TX 75201

CIVIL ENGINEER

CEI ENGINEERING ASSOCIATES, INC.
3030 LBJ FREEWAY
SUITE 100
DALLAS, TX 75234

LANDSCAPE

CEI ENGINEERING ASSOCIATES, INC.
3030 LBJ FREEWAY
SUITE 100
DALLAS, TX 75234

STRUCTURAL

HKS, INC.
350 N SAINT PAUL ST
SUITE 100
DALLAS, TX 75201

MEP

ROMINE, ROMINE & BURGESS, INC.
300 GREENLEAF ST
FORT WORTH, TX 76107



MARLIN ISD PRESS BOX
678 SUCCESS DR B
MARLIN, TX 76661

OWNER

MARLIN ISD
678 SUCCESS DR B
MARLIN, TX 76661



12/08/2023

REVISION NO.	DESCRIPTION	DATE
1	ADDENDUM #2	12/08/2023

HKS PROJECT NUMBER

26095.000

DATE

11/20/23

ISSUE

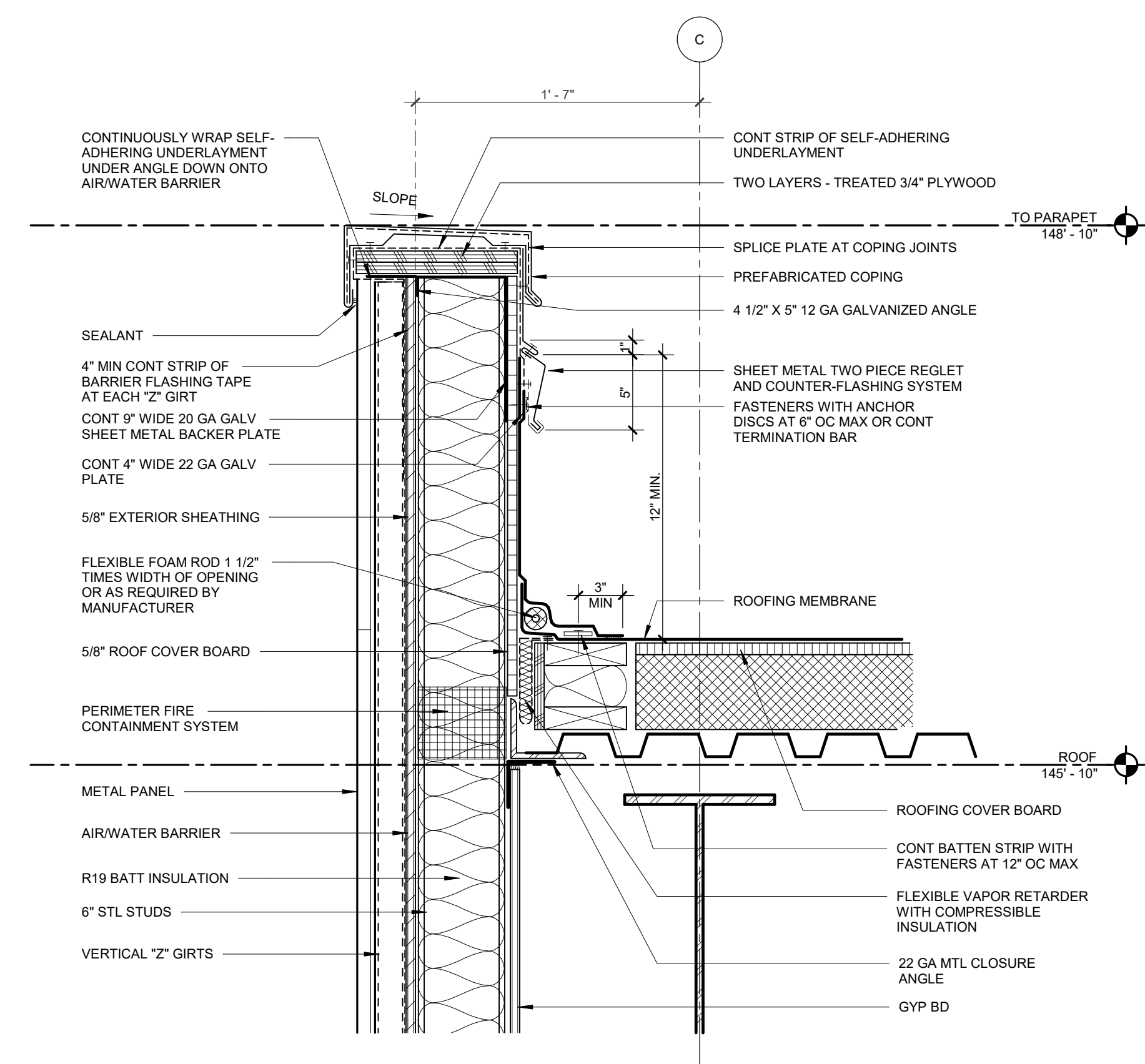
REVIT - ONLINE

SHEET TITLE

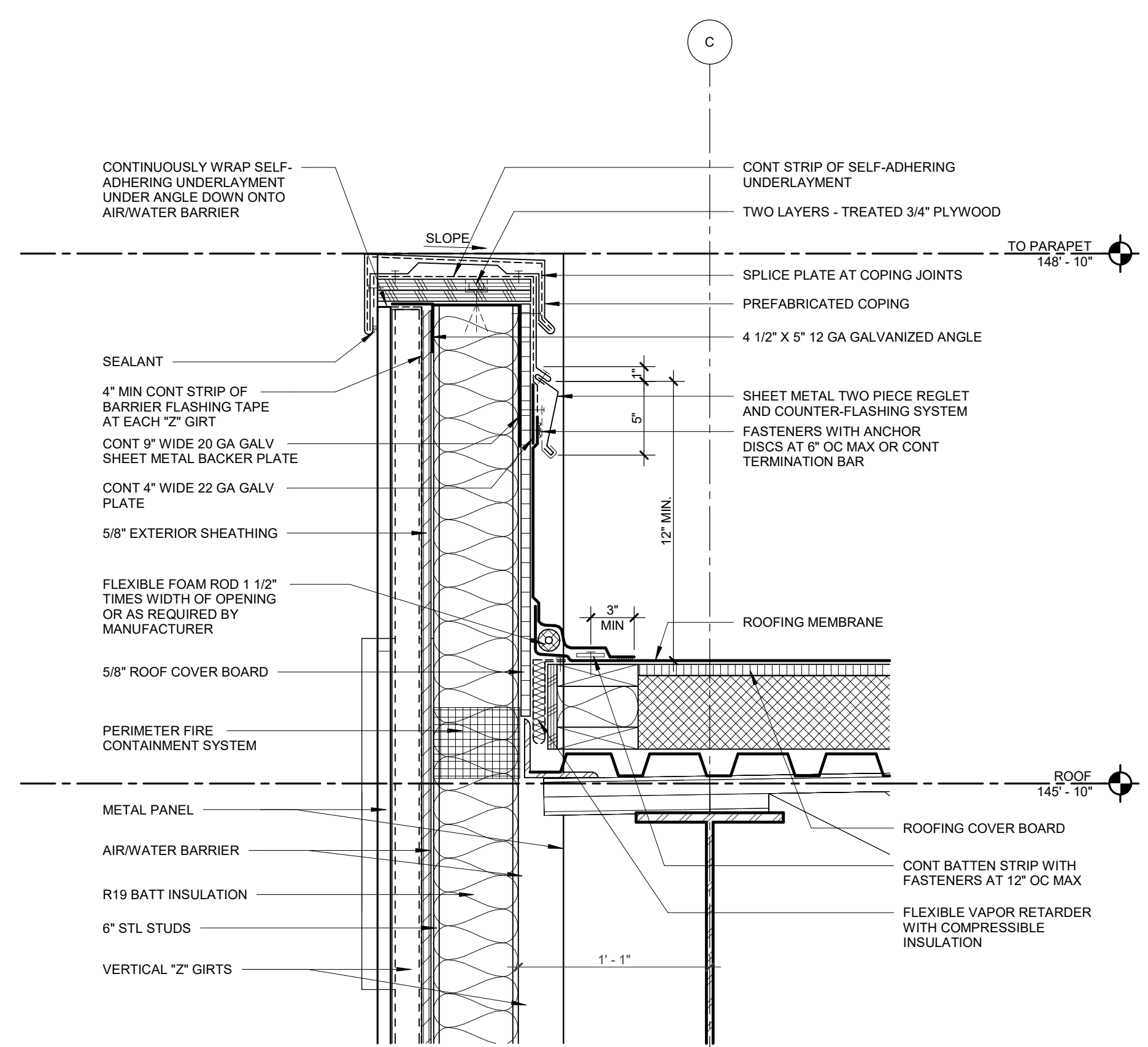
METAL PANEL
DETAILS 02

SHEET NO.

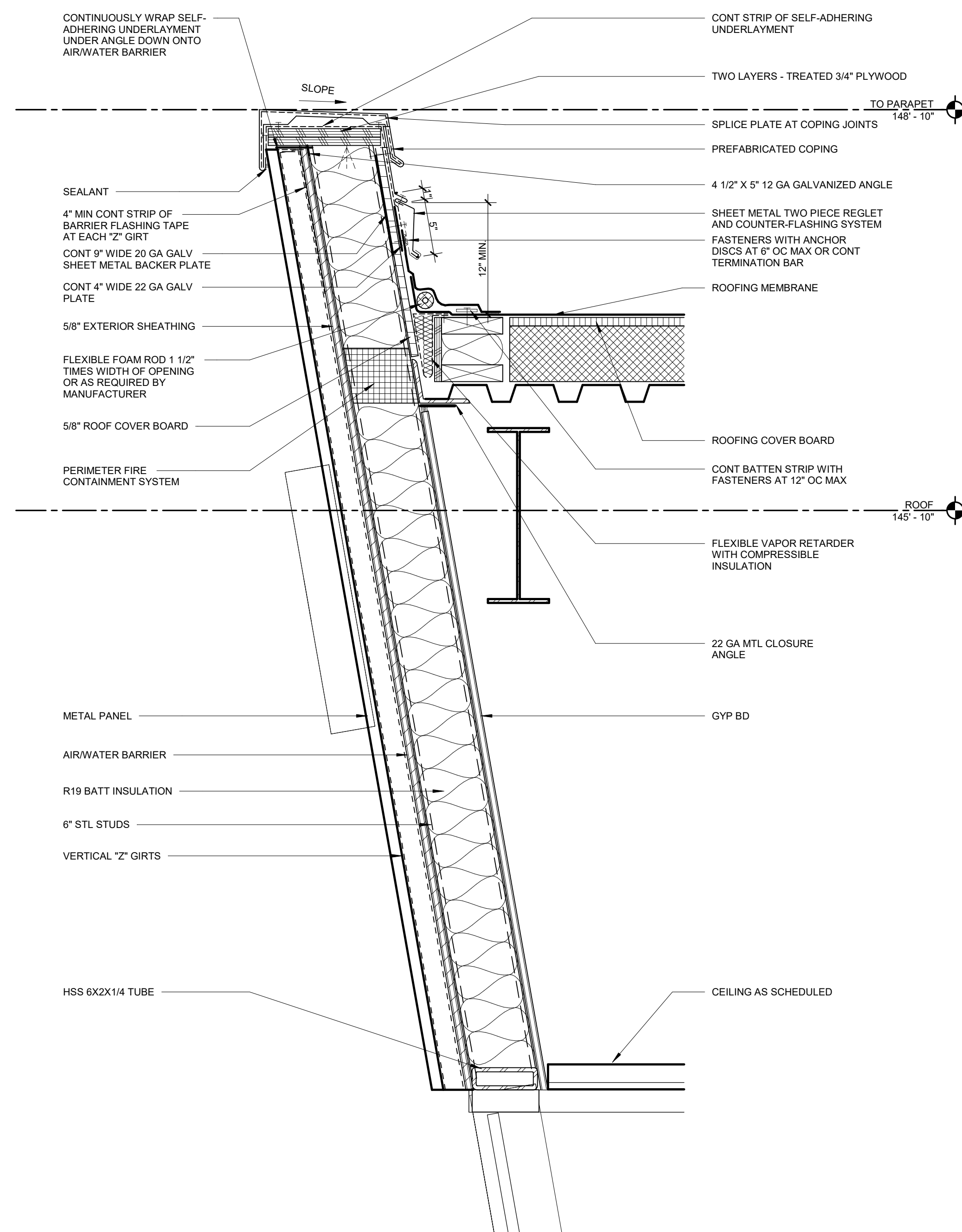
A7.11



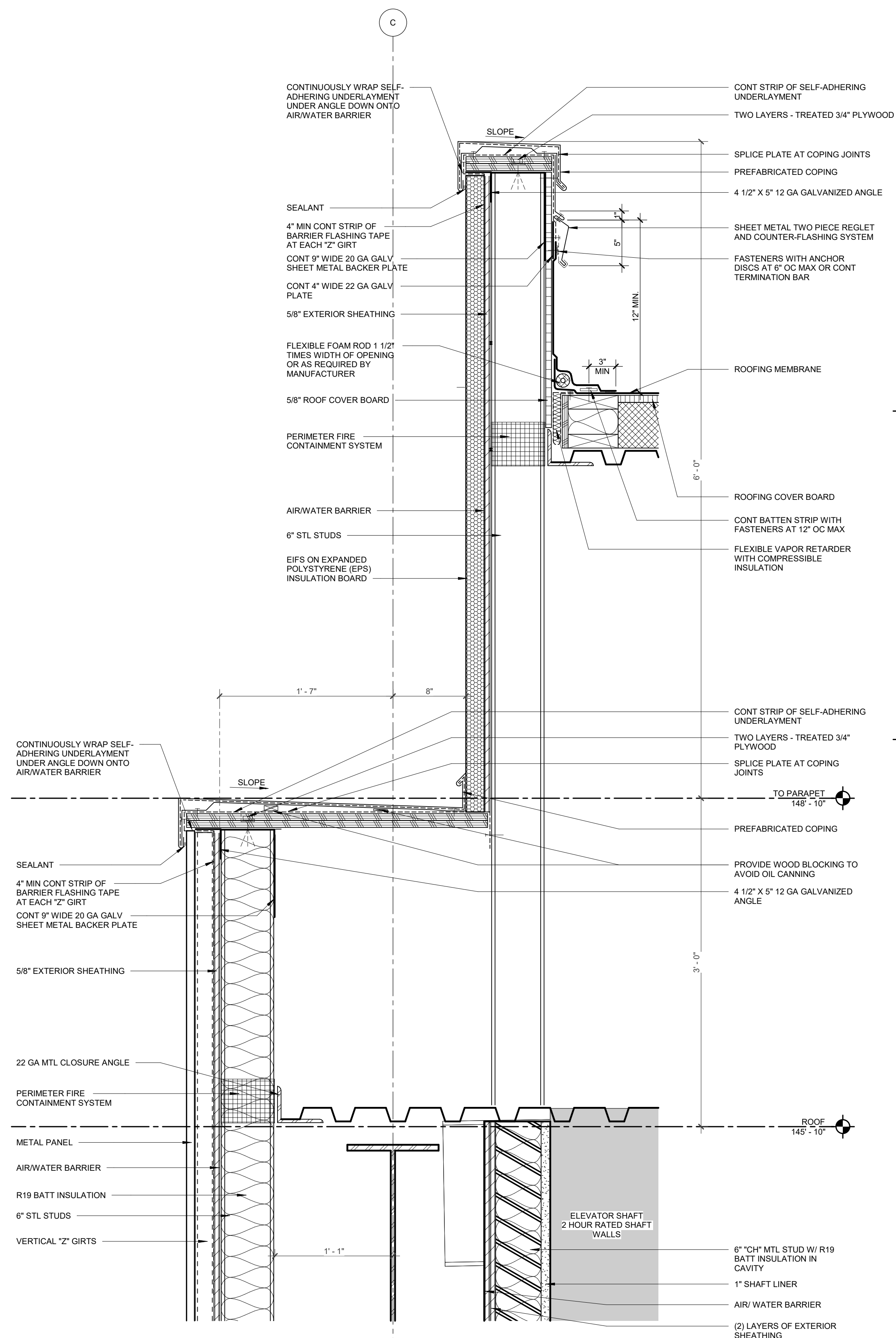
02 PARAPET @ EXT-INT METAL PANEL
1 1/2" = 1'-0"



01 PARAPET @ EXT-EXT METAL PANEL
1 1/2" = 1'-0"



03 PARAPET @ ANGLED METAL PANEL
1 1/2" = 1'-0"



04 PARAPET @ ELEVATOR METAL PANEL
1 1/2" = 1'-0"

ARCHITECT

HKS, INC.
350 N SAINT PAUL ST
SUITE 100
DALLAS, TX 75201

CIVIL ENGINEER

CEI ENGINEERING ASSOCIATES, INC.
3030 LBJ FREEWAY
SUITE 100
DALLAS, TX 75234

LANDSCAPE

CEI ENGINEERING ASSOCIATES, INC.
3030 LBJ FREEWAY
SUITE 100
DALLAS, TX 75234

STRUCTURAL

HKS, INC.
350 N SAINT PAUL ST
SUITE 100
DALLAS, TX 75201

MEP

ROMINE, ROMINE & BURGESS, INC.
300 GREENLEAF ST
FORT WORTH, TX 76107MARLIN ISD PRESS BOX
678 SUCCESS DR B
MARLIN, TX 76661

OWNER

MARLIN ISD
678 SUCCESS DR B
MARLIN, TX 76661

12/08/2023

REVISION
NO. DESCRIPTION DATE

1 ADDENDUM #2 12/08/2023

HKS PROJECT NUMBER

26095.000

DATE

11/20/23

ISSUE

ISSUE FOR BID AND

PERMIT

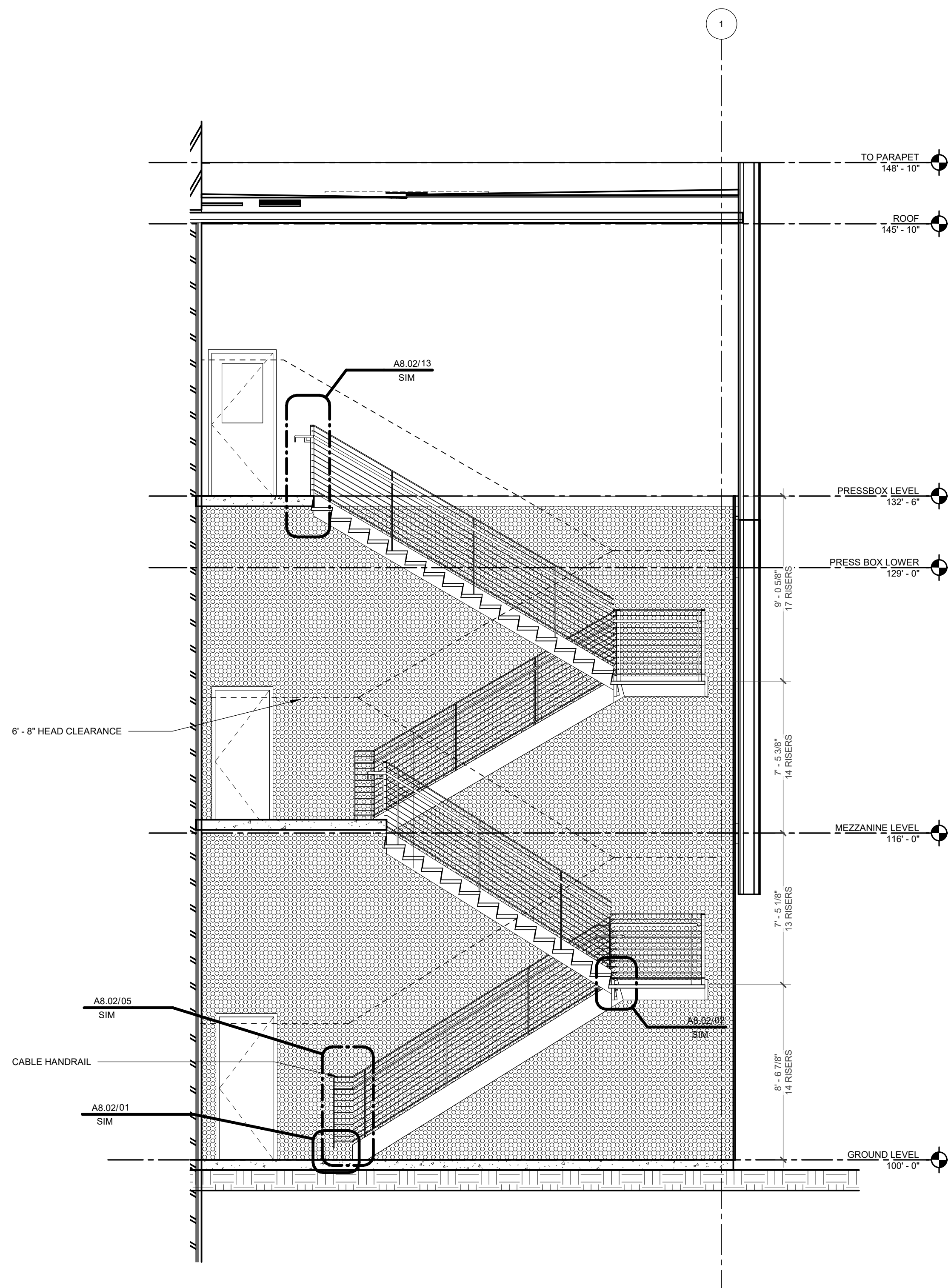
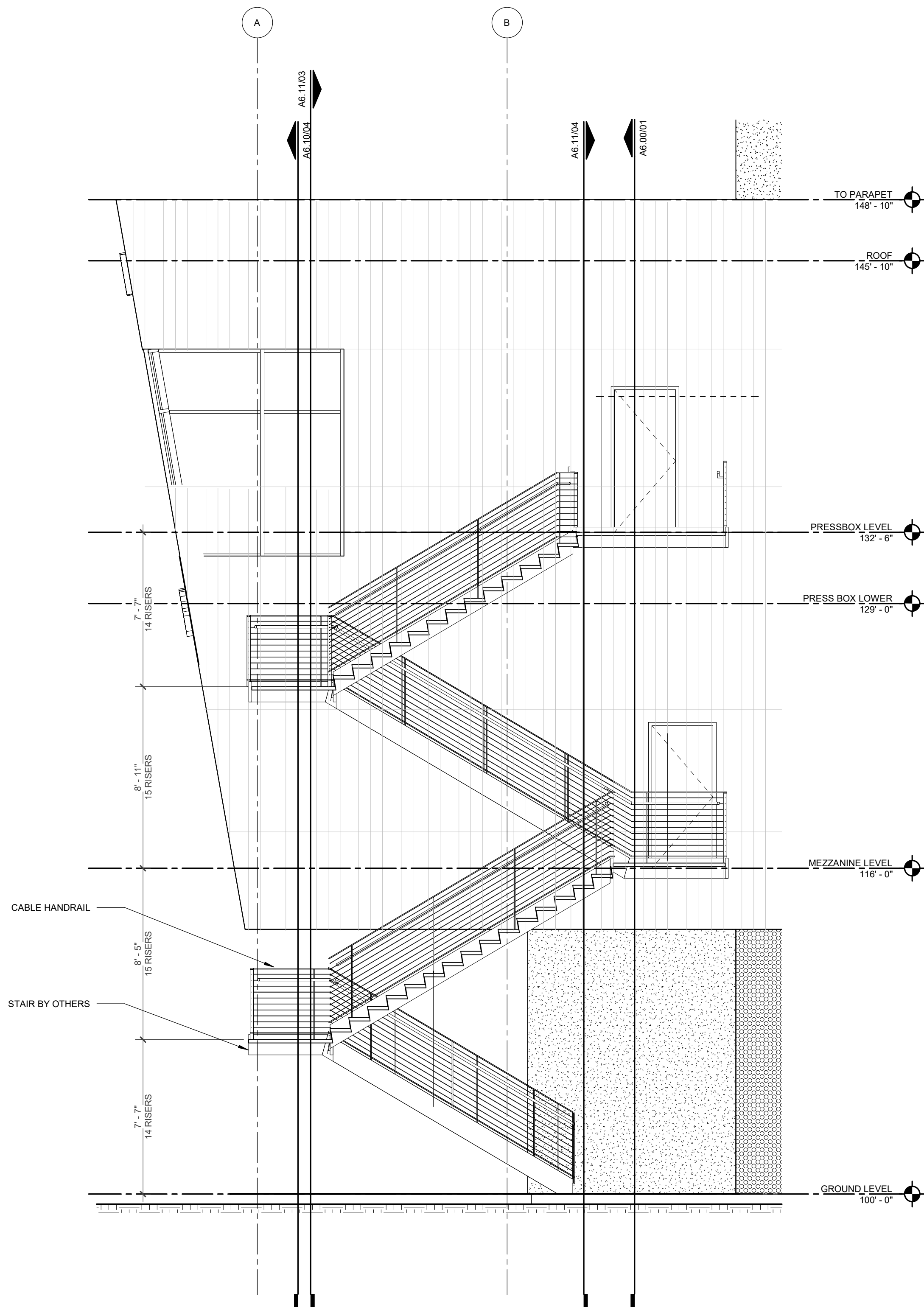
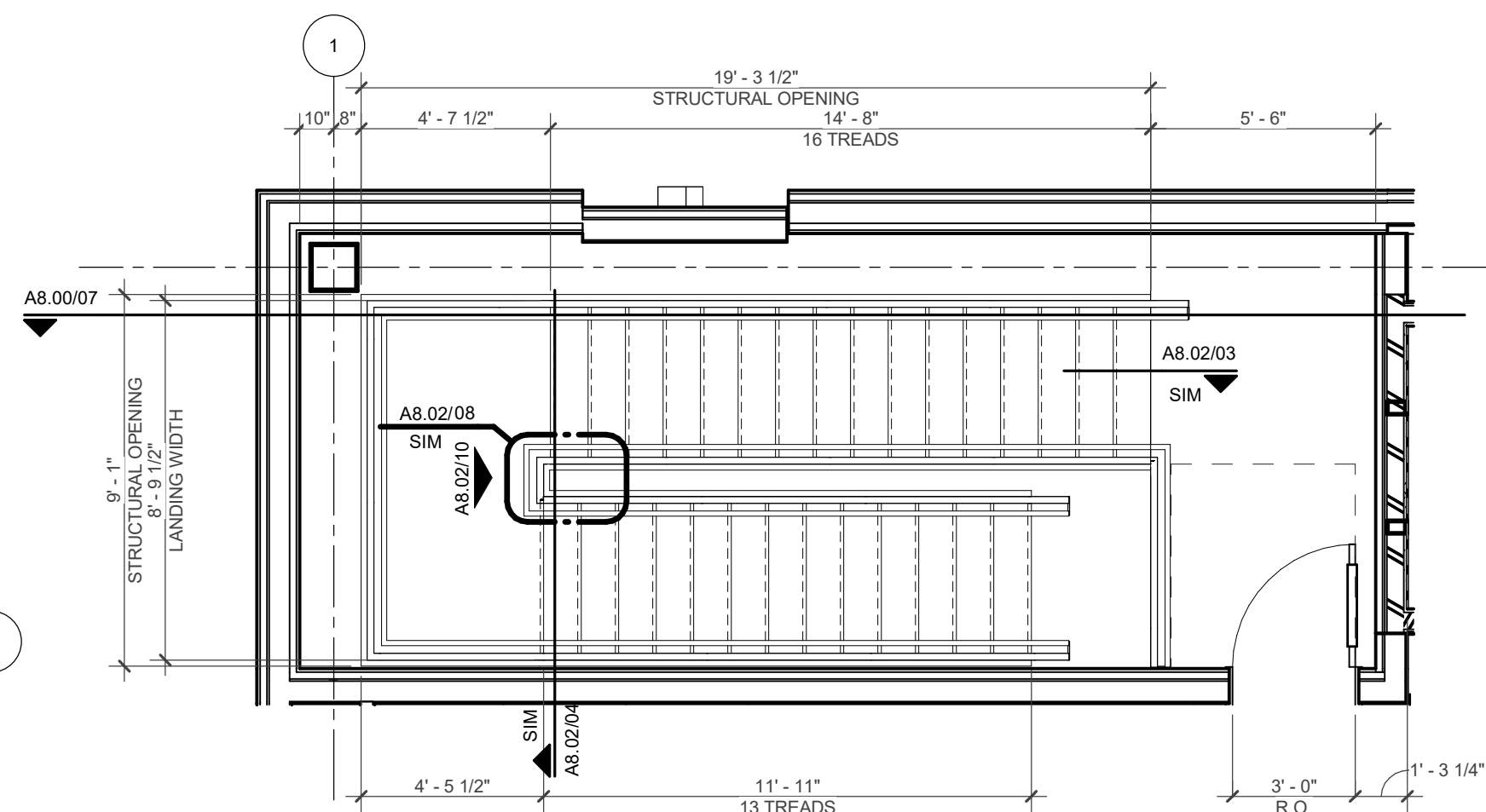
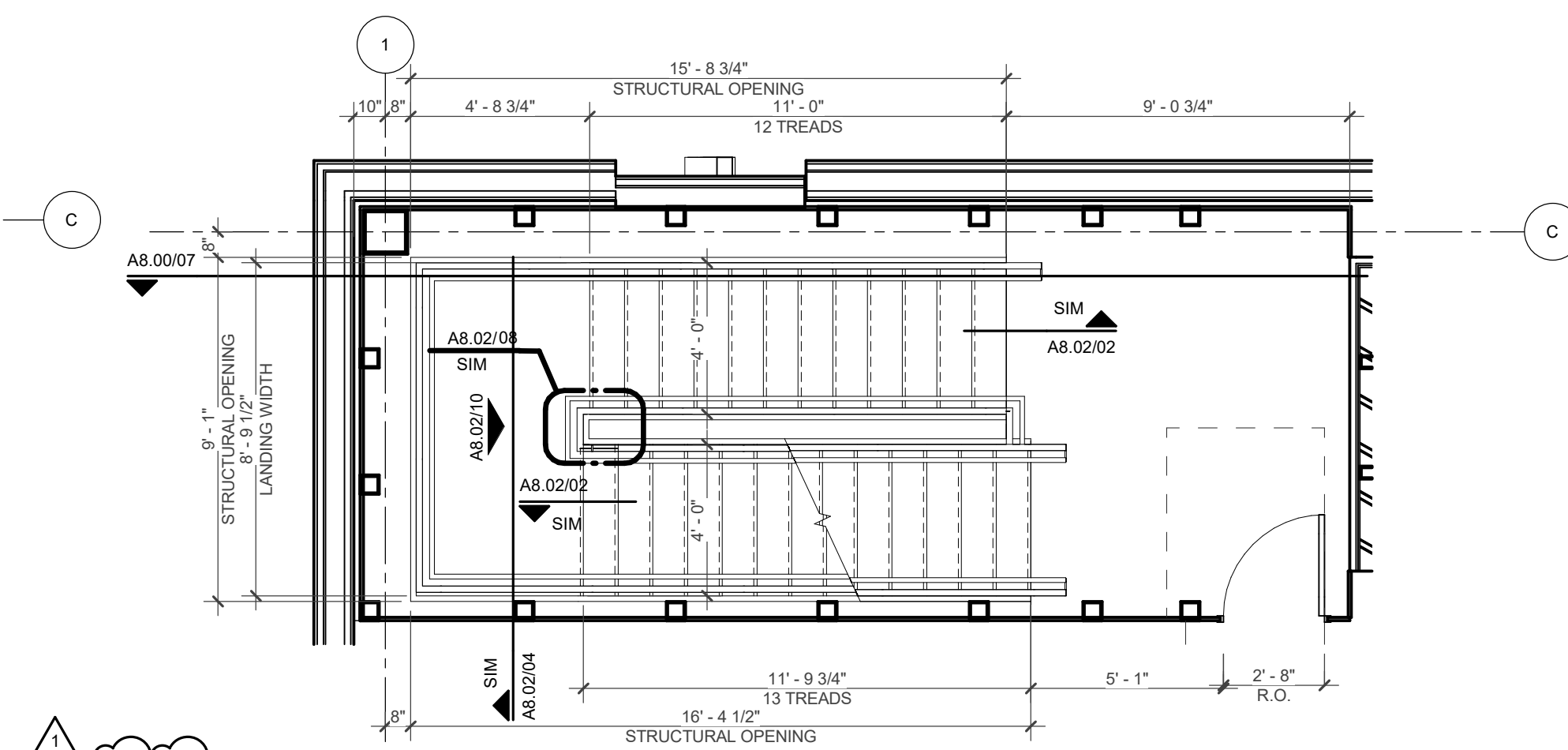
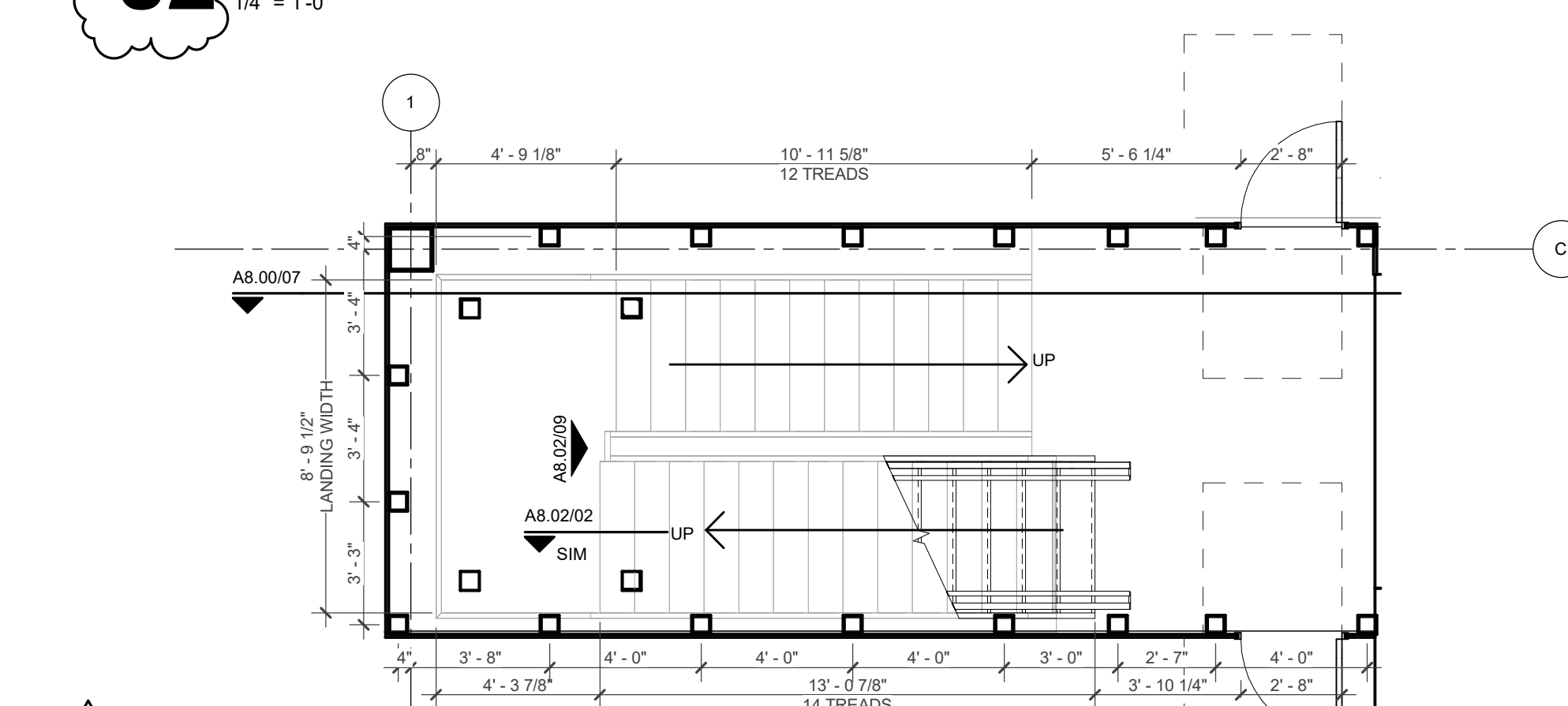
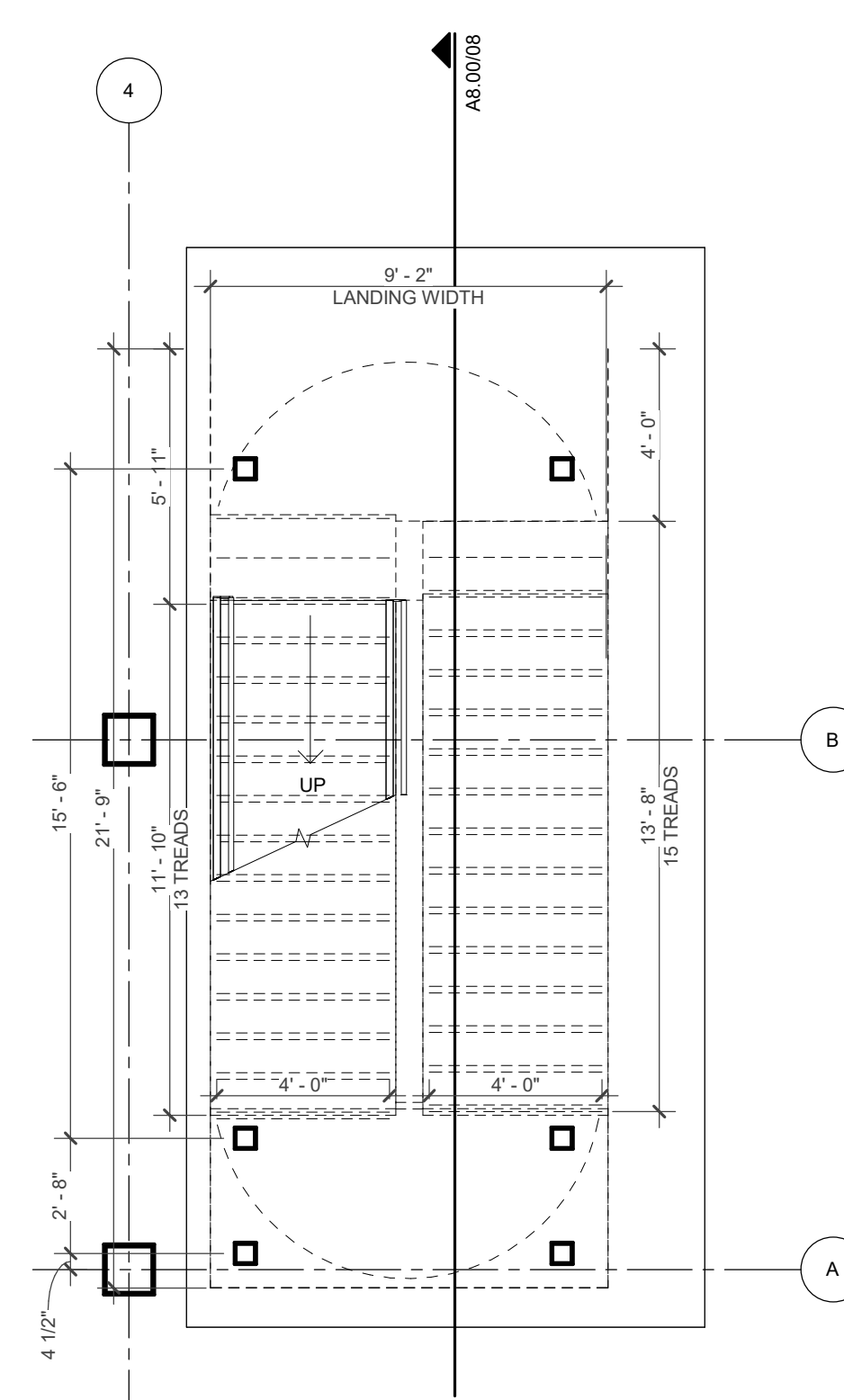
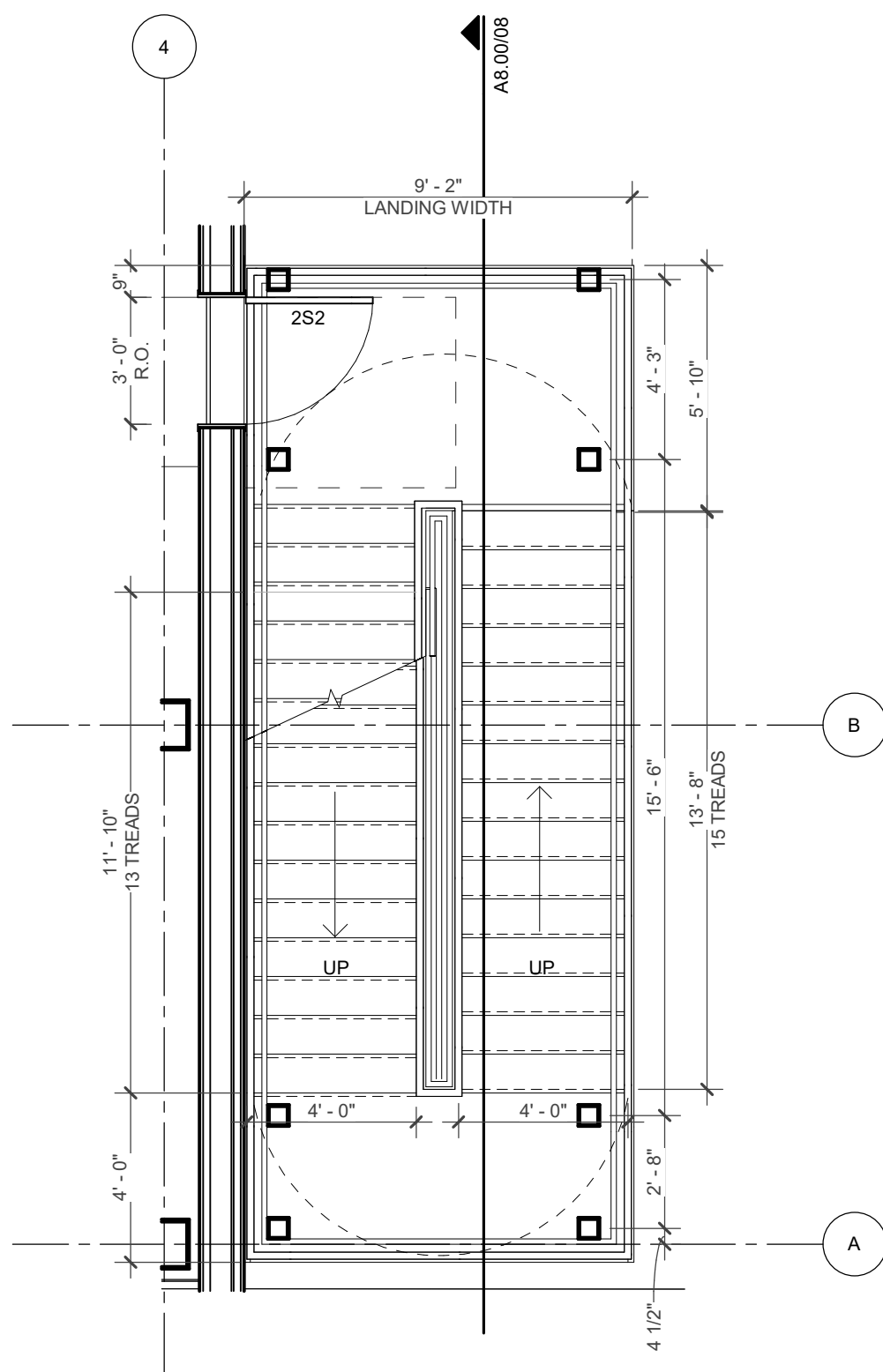
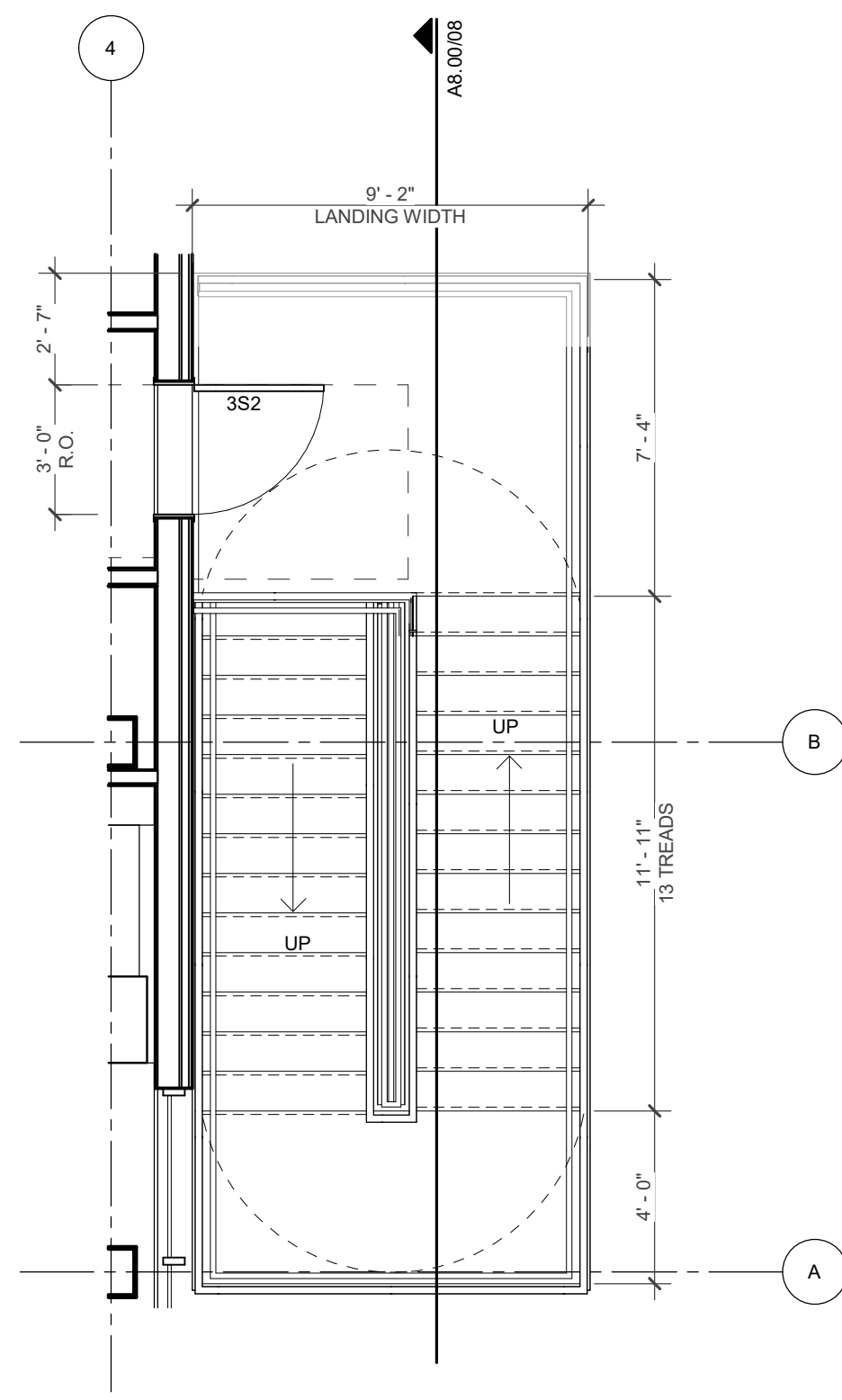
STEEL STAIR PLANS

AND SECTIONS

SHEET NO.

A8.00

© 2019 HKS, INC.

07 STAIR A SECTION 1
1/4" = 1'-0"08 STAIR B SECTION 1
1/4" = 1'-0"03 STAIR A PLAN - PRESSBOX LEVEL
1/4" = 1'-0"02 STAIR A PLAN - MEZZANINE LEVEL
1/4" = 1'-0"01 STAIR A PLAN - GROUND LEVEL
1/4" = 1'-0"04 STAIR B PLAN - GROUND LEVEL
1/4" = 1'-0"05 STAIR B PLAN - MEZZANINE LEVEL
1/4" = 1'-0"06 STAIR B PLAN - PRESSBOX LEVEL
1/4" = 1'-0"

REVISION NO.	DESCRIPTION	DATE
1	ADDENDUM #2	12/08/2023

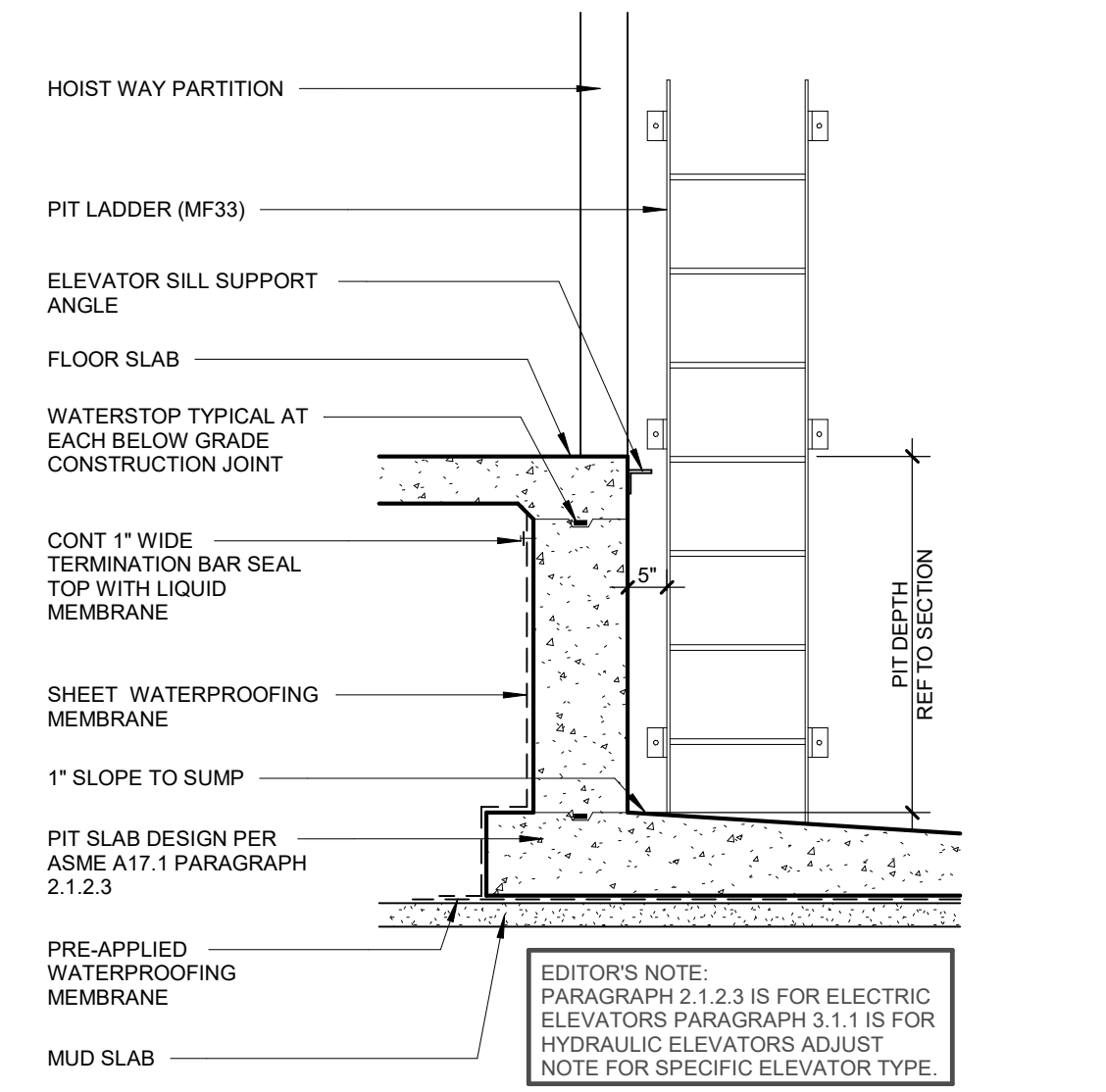
HKS PROJECT NUMBER
26095.000

DATE
11/20/23

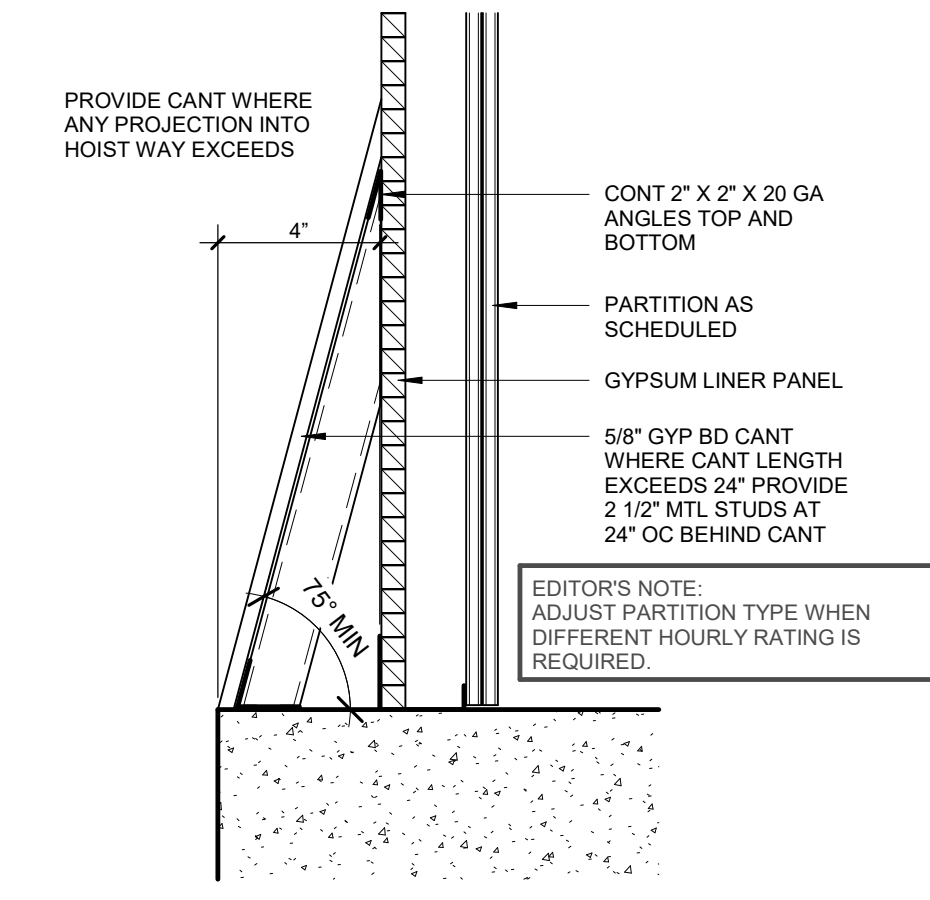
ISSUE
ISSUE FOR BID AND PERMIT

SHEET TITLE
ELEVATOR PLAN AND DETAILS

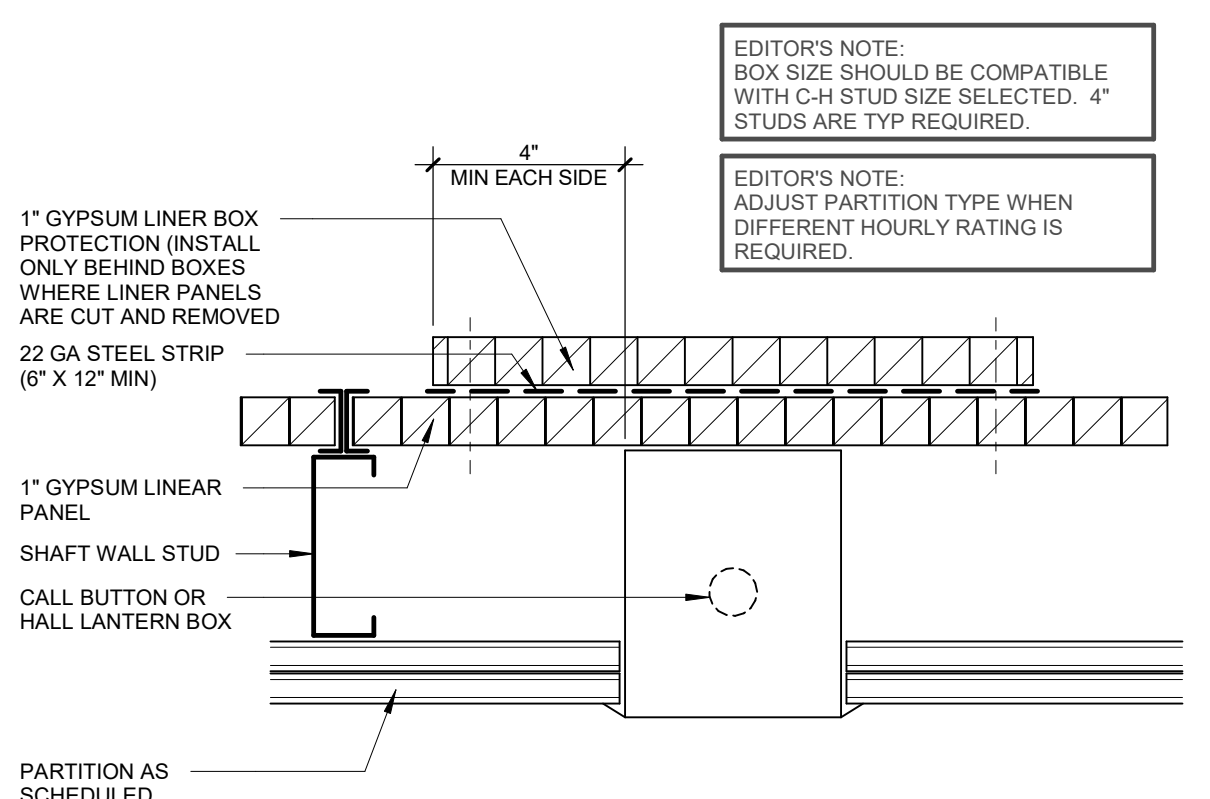
SHEET NO.
A8.10



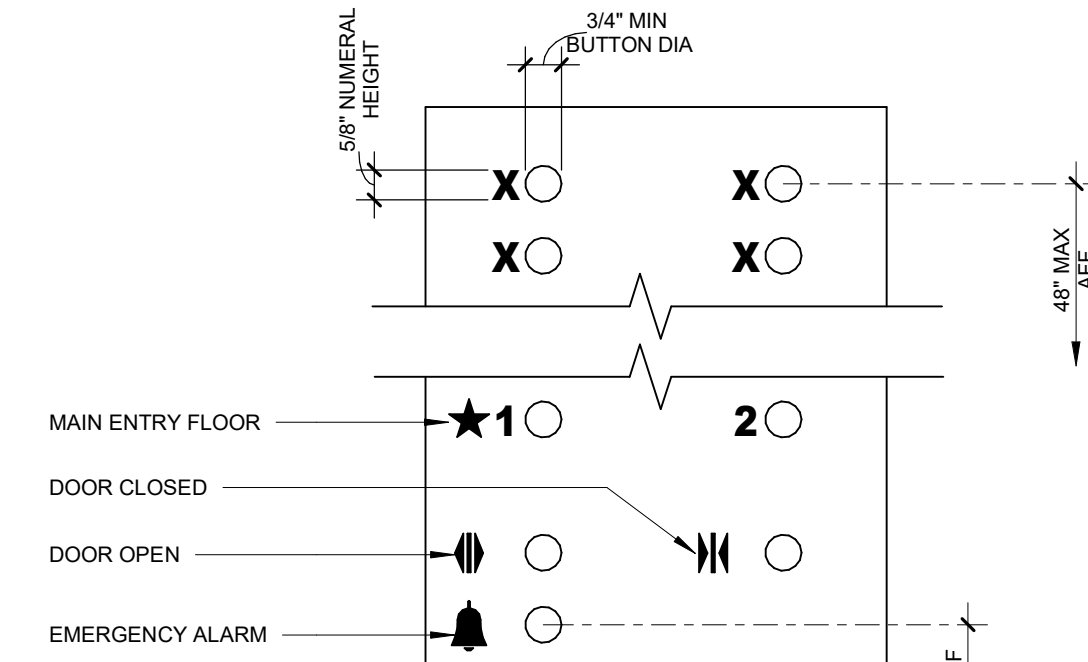
10 PIT SECTION WITH POSITIVE SIDE WATERPROOFING
1/2" = 1'-0"



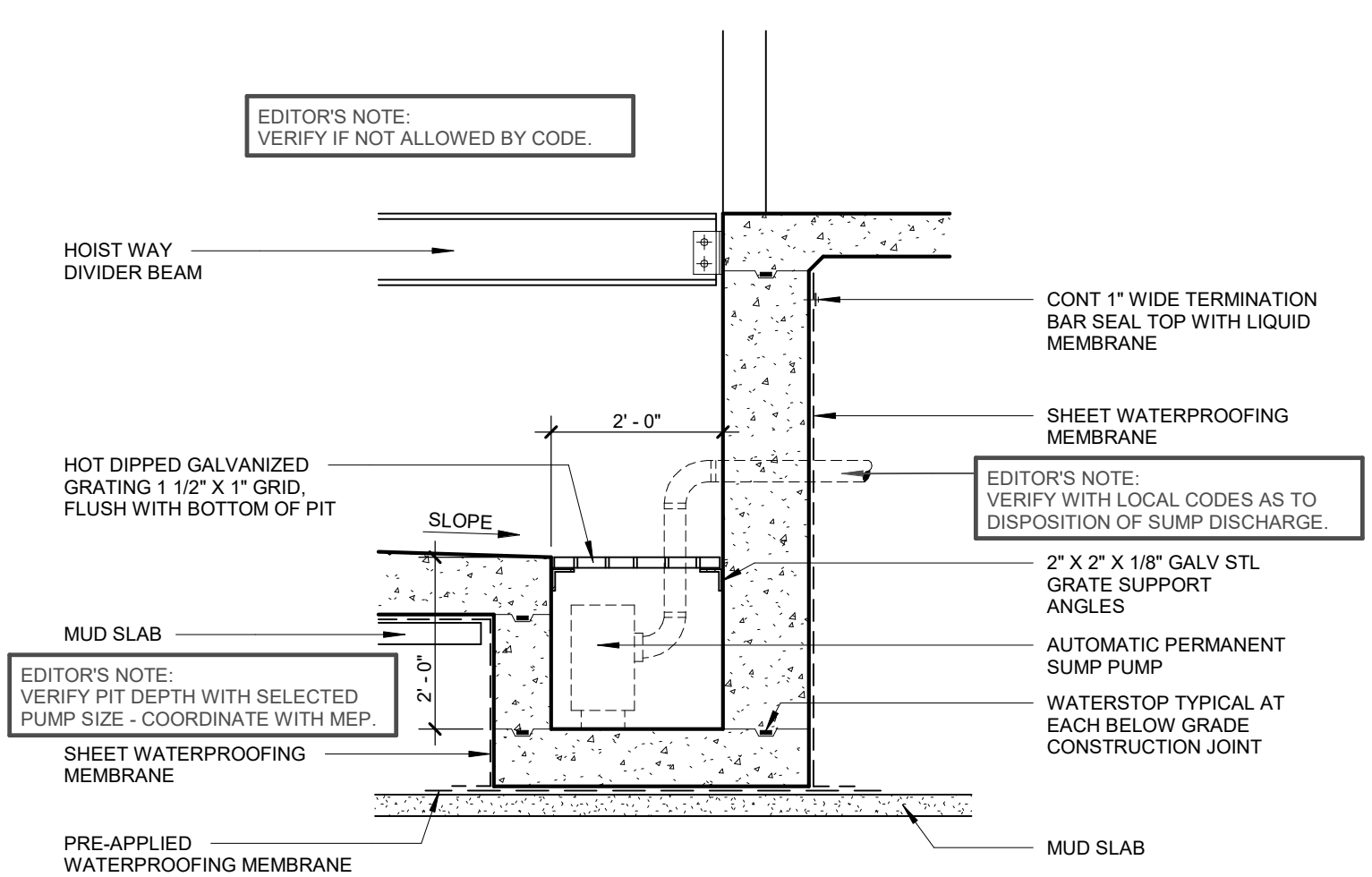
11 HOISTWAY DETAIL PROJECTION CANT
NTS



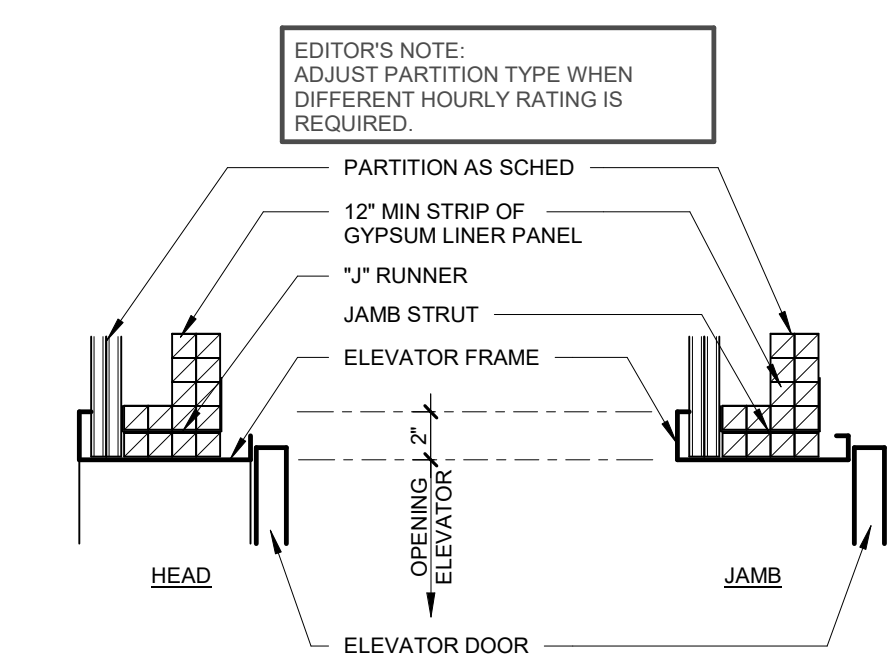
16 SHAFTWALL PENETRATION DETAIL AT CALL BOX AND OR HALL LANTERN
3" = 1'-0"



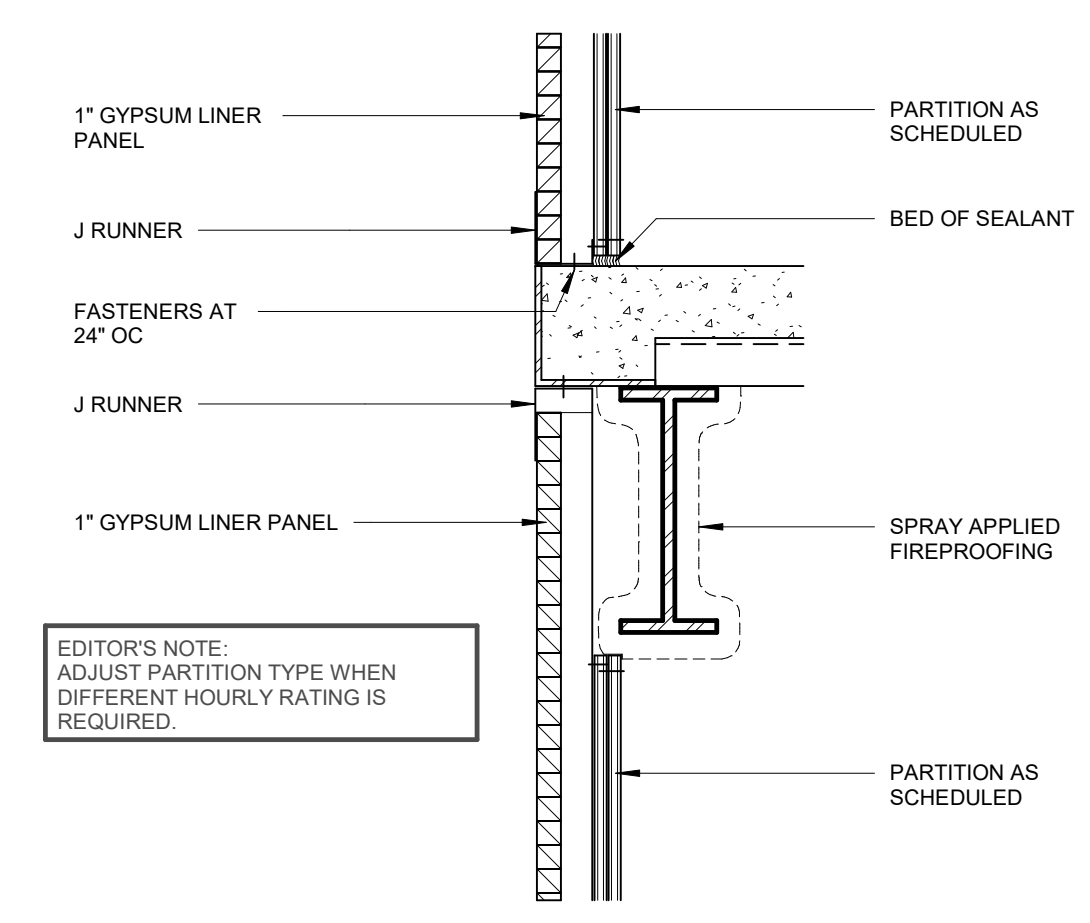
7 ELEVATOR PANEL DETAIL
3" = 1'-0"



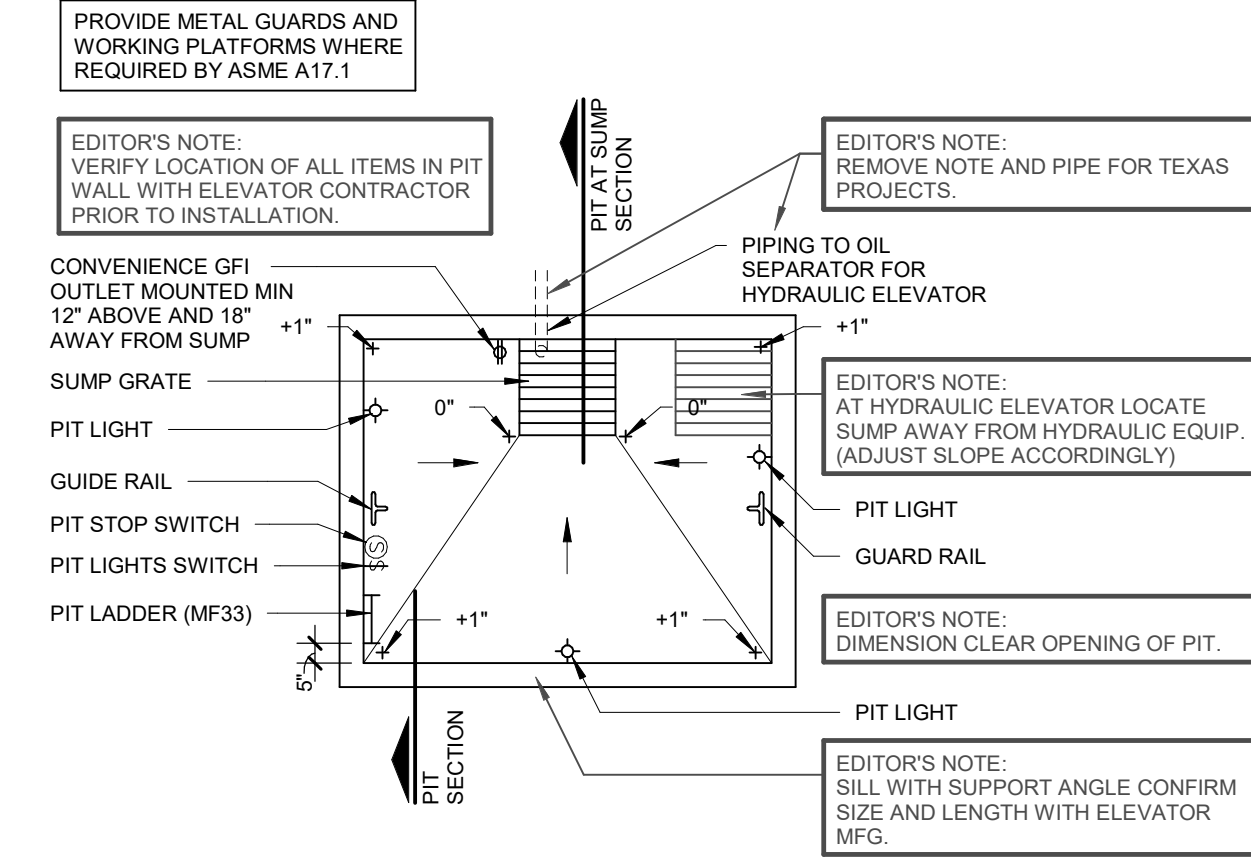
4 PIT SECTION AT SUMP WITH POSITIVE SIDE WATERPROOFING
1/2" = 1'-0"



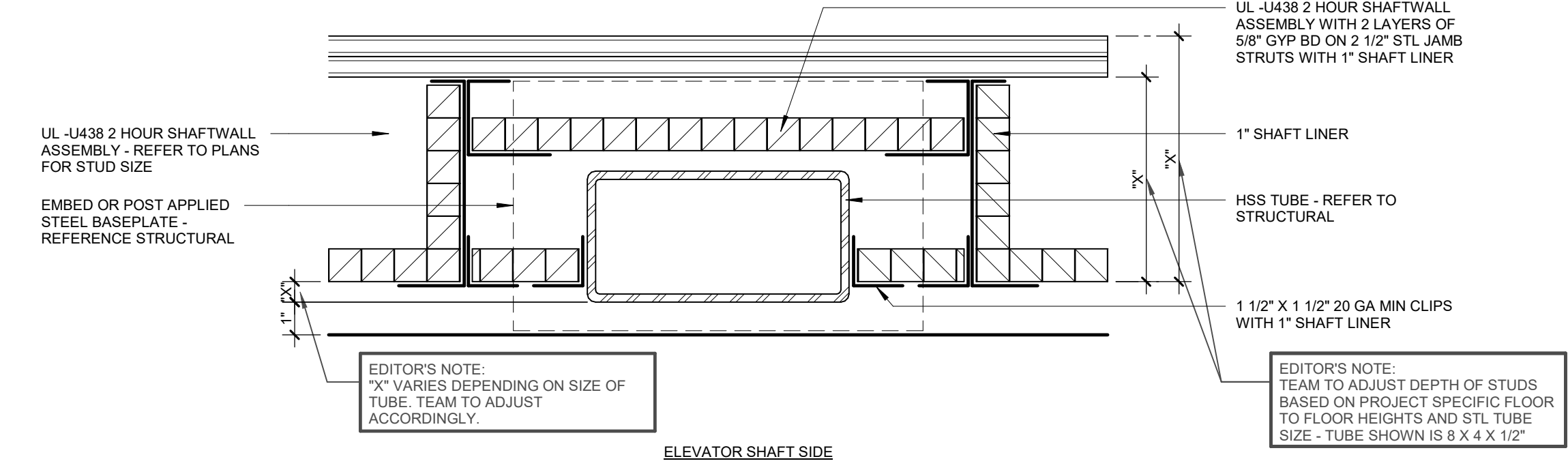
5 ELEVATOR DOOR DETAIL DRYWALL
1 1/2" = 1'-0"



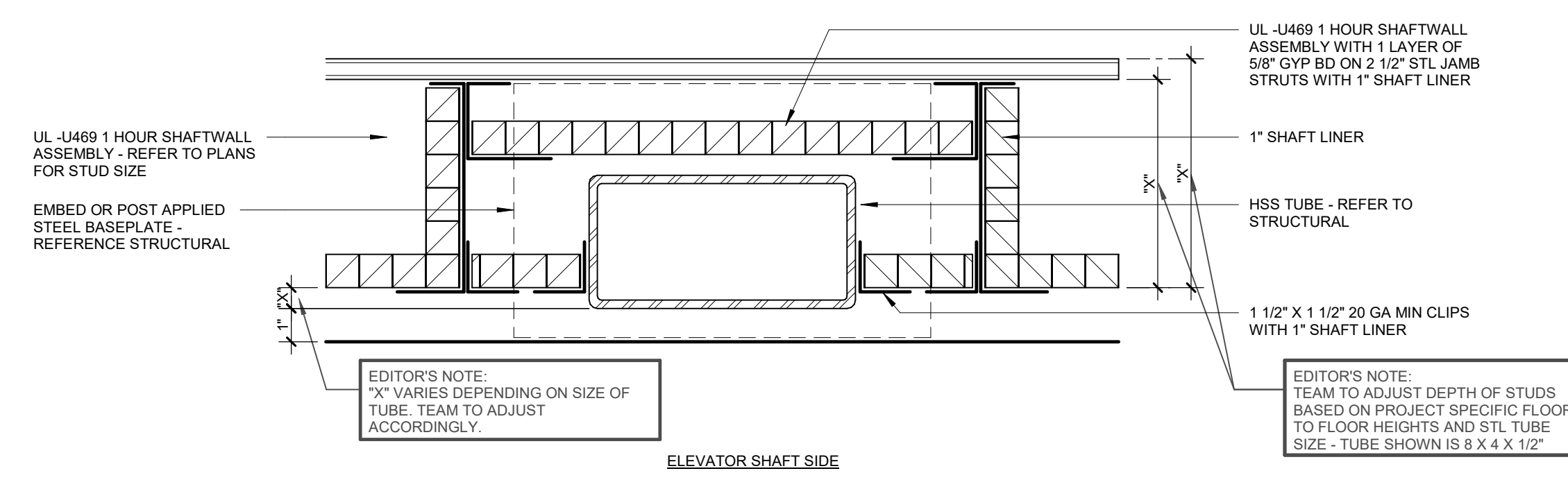
2 SHAFTWALL AT ELEVATOR
1 1/2" = 1'-0"



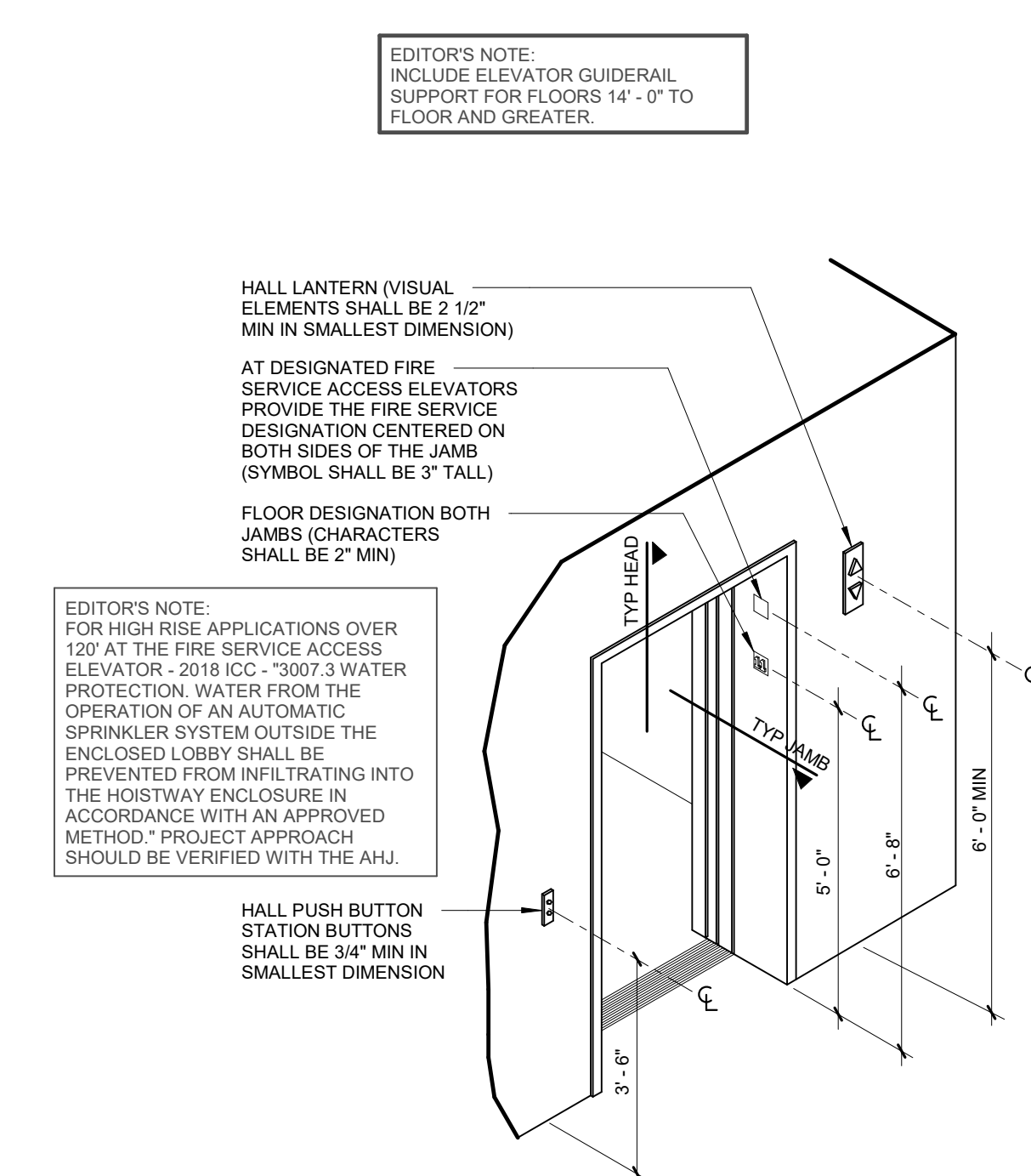
1 ELEVATOR PIT PLAN (TYPICAL 1 CAB)
1/4" = 1'-0"



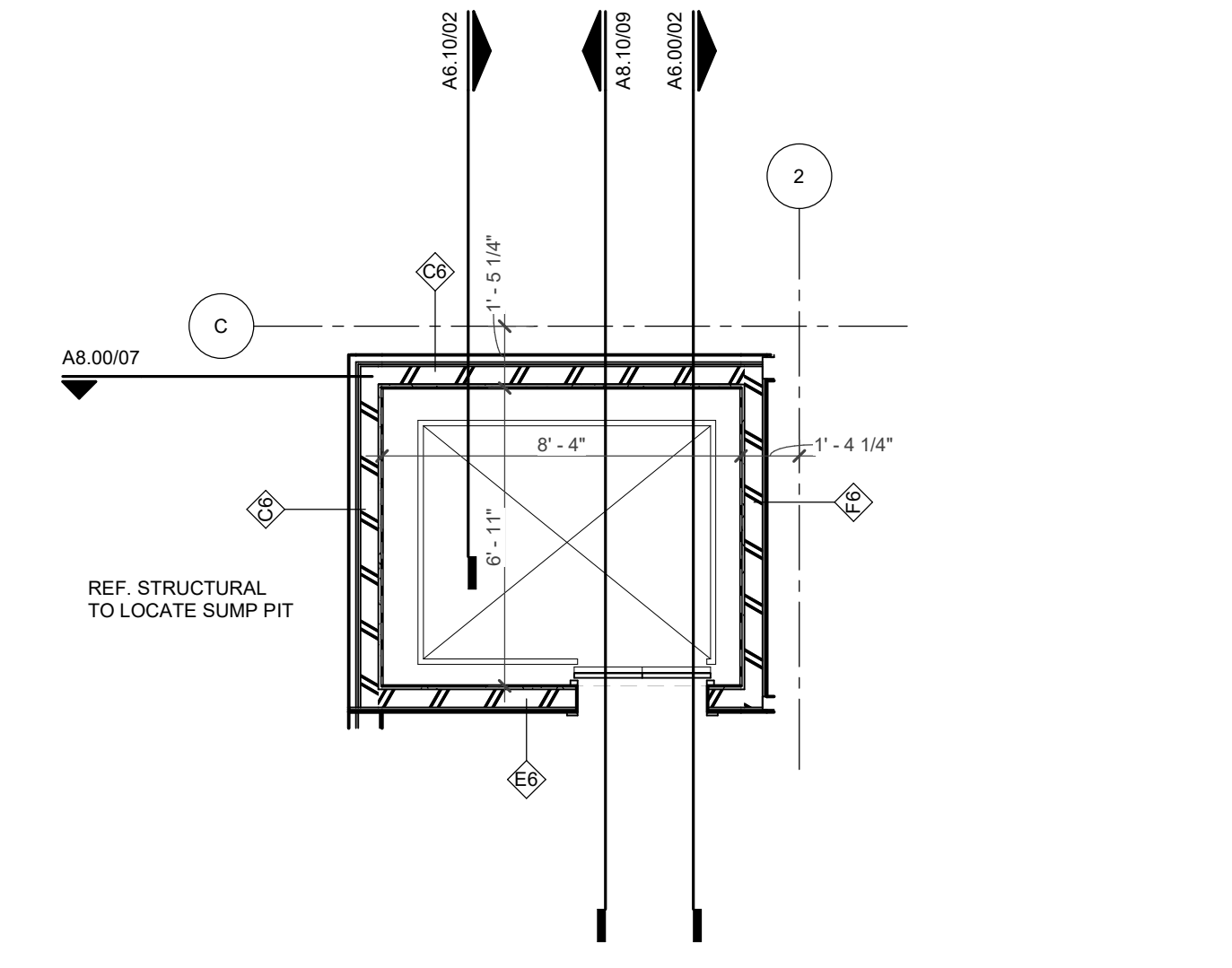
12 FIRE PROTECTION DETAIL AT ELEVATOR GUIDERAIL SUPPORT - STEEL TUBE AT 2 HOUR WALL
3" = 1'-0"



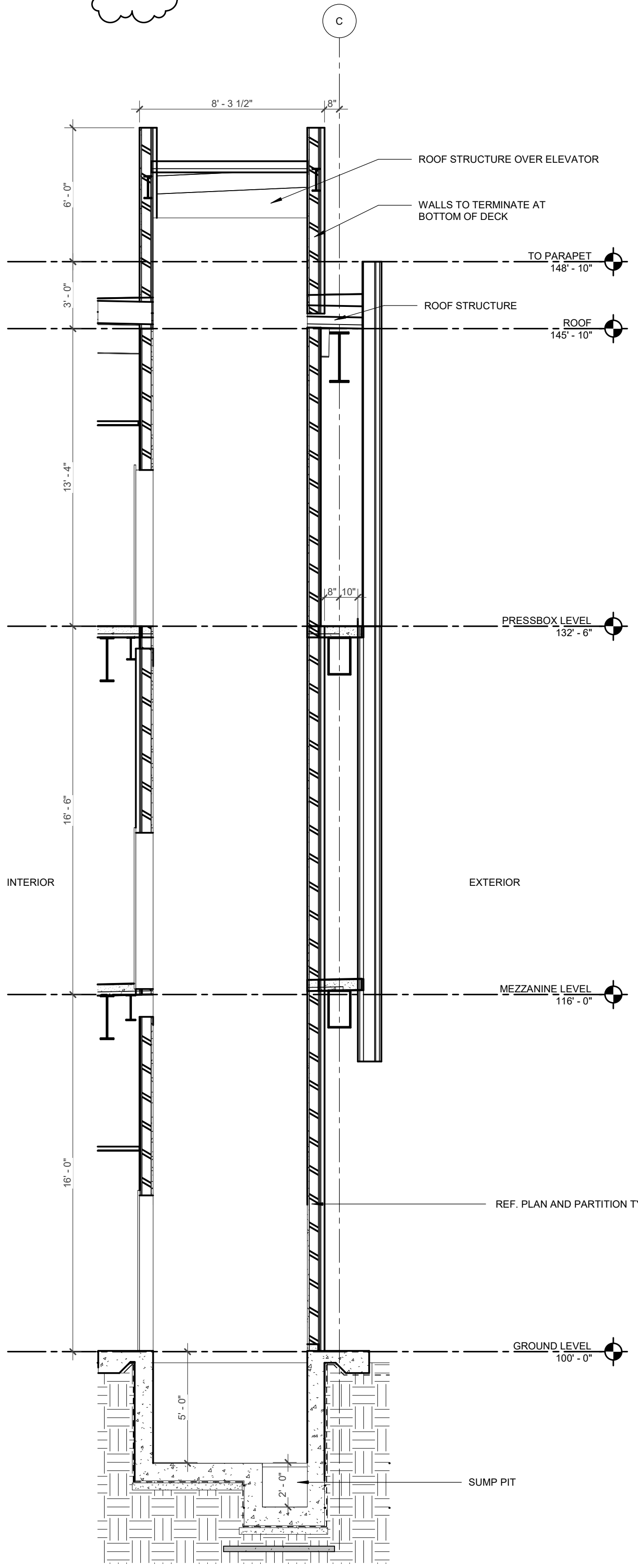
8 FIRE PROTECTION DETAIL AT ELEVATOR GUIDERAIL SUPPORT - STEEL TUBE AT 1 HOUR WALL
3" = 1'-0"



3 ELEVATOR ENTRY AND MOUNTING HEIGHTS
NTS



13 ELEVATOR PLAN
1/4" = 1'-0"



9 ELEVATOR SECTION
1/4" = 1'-0"



12/8/23

Registered Engineering Firm: HKS Inc.
Registration Number: F-2417

KS PROJECT NUMBER
26095.000
DATE
11/16/2023
ISSUE
ISSUE FOR BID AND
PERMIT
SHEET TITLE
FRAMING PLAN

S2.01



NOTES:

1. COLUMN AND FOOTING LOCATIONS ARE TO BE COORDINATED WITH EXISTING BLEACHER LOCATIONS. DO NOT UNDERMINE EXISTING BLEACHER FOUNDATIONS TO INSTALL NEW FOOTINGS.
2. EL 100'-0" TO BE COORDINATED W/ SITE GRADING.



05 ROOF POPUP FRAMING PLAN

1/8" = 1'-0"

Diagram details:

- Overall width: 3' - 0" + 5' - 0 1/2" + 5' - 0 1/2" = 13' - 0"
- Overall height: 7' - 8 1/2" (split into 153'-0" and 152'-10")
- Internal framing: W12X14 (top and bottom), W10X12 (left and right)
- Callouts: L3X3X1/4 KNEE BRACE EA CORNER, 01 S1.06

05 ROOF POPUP FRAMING PLAN



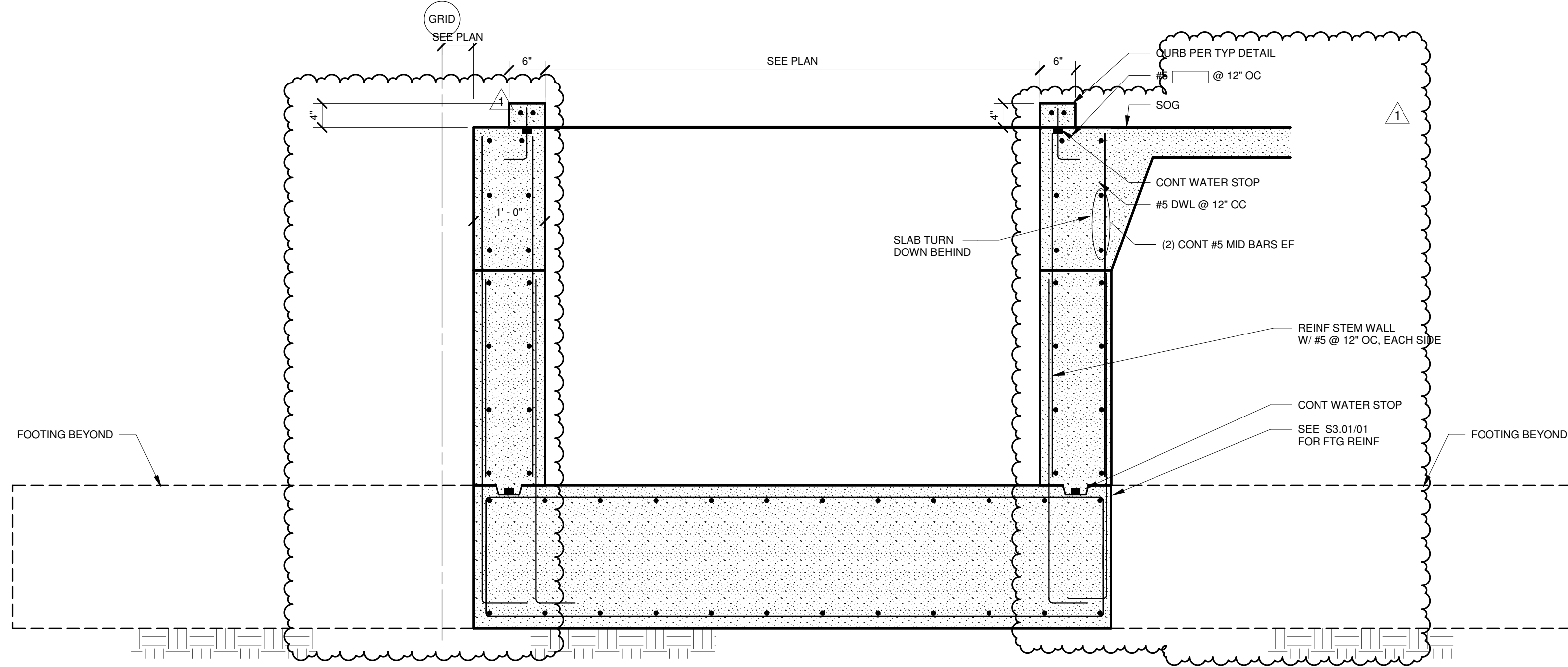
PLOT DATE: 12/7/2023 6:20:21 PM TEMPLATE VERSION:

REVISION NO.	DESCRIPTION	DATE
1	ADDENDUM #2	12/08/2023

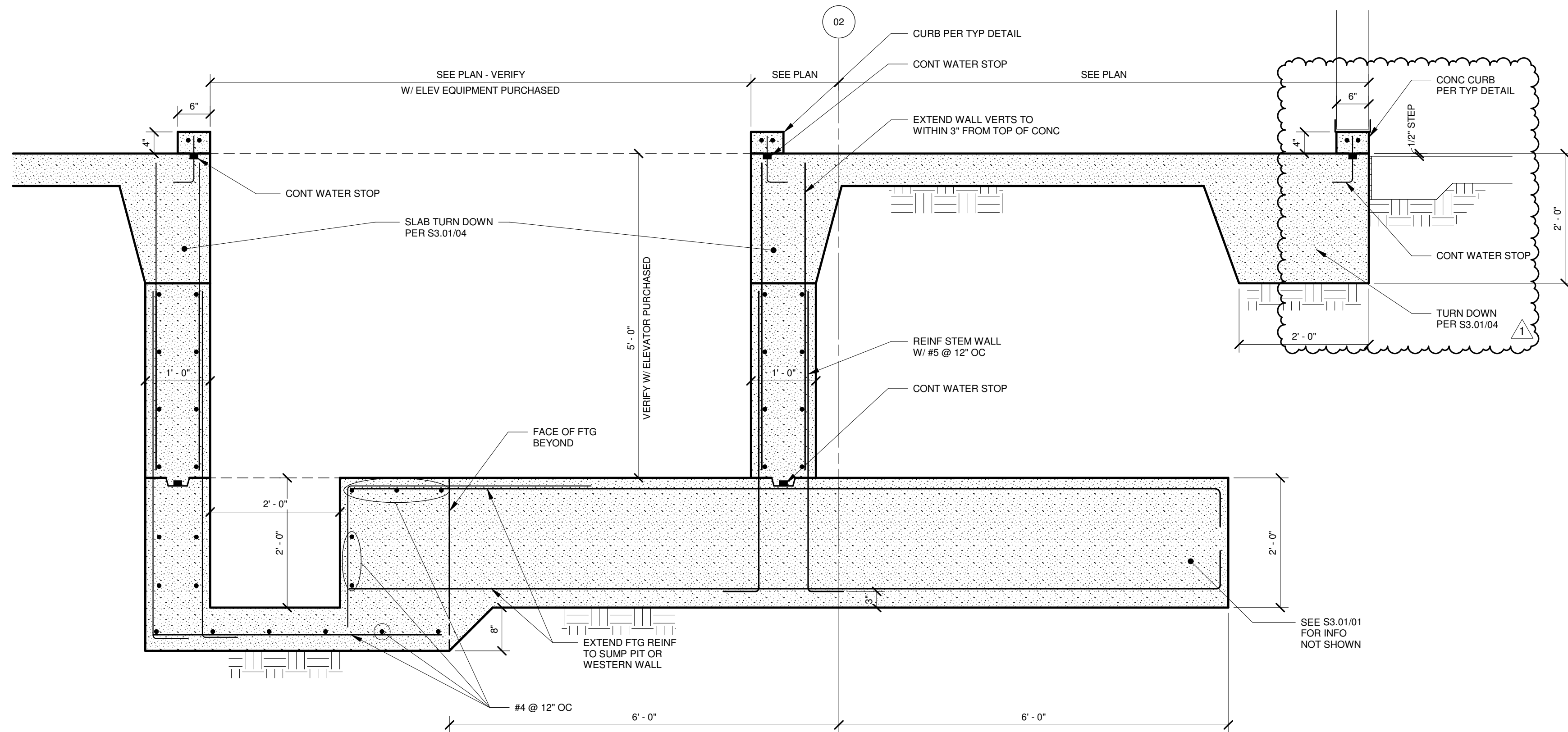
HKS PROJECT NUMBER
26095.000
DATE
11/16/2023
ISSUE
ISSUE FOR BID AND PERMIT
SHEET TITLE
SECTIONS AND DETAILS

SHEET NO.

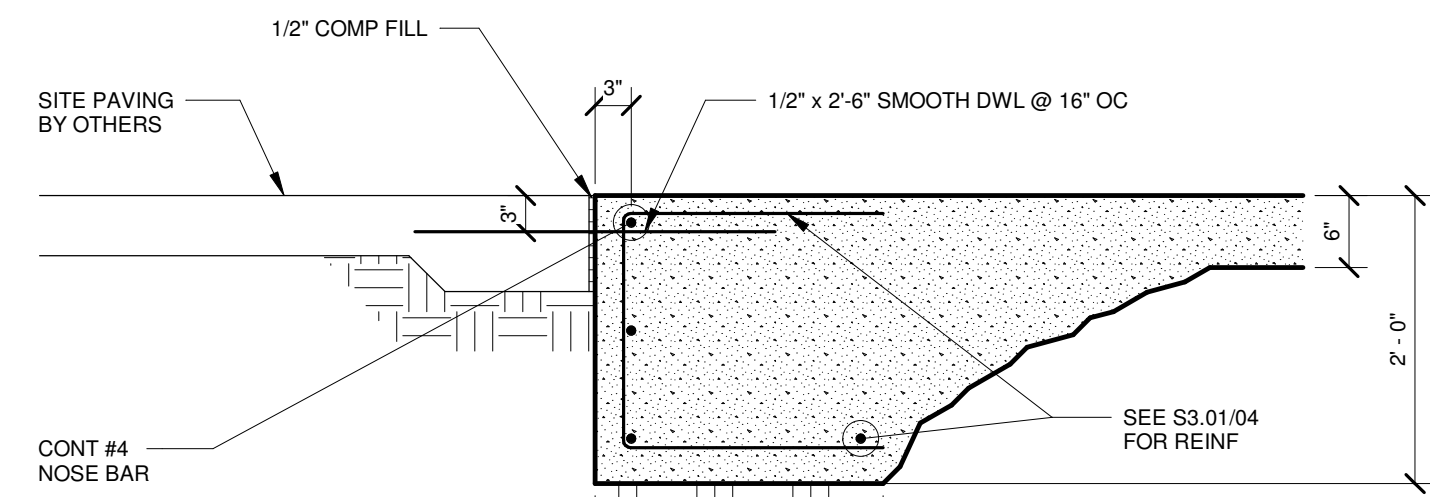
S3.01



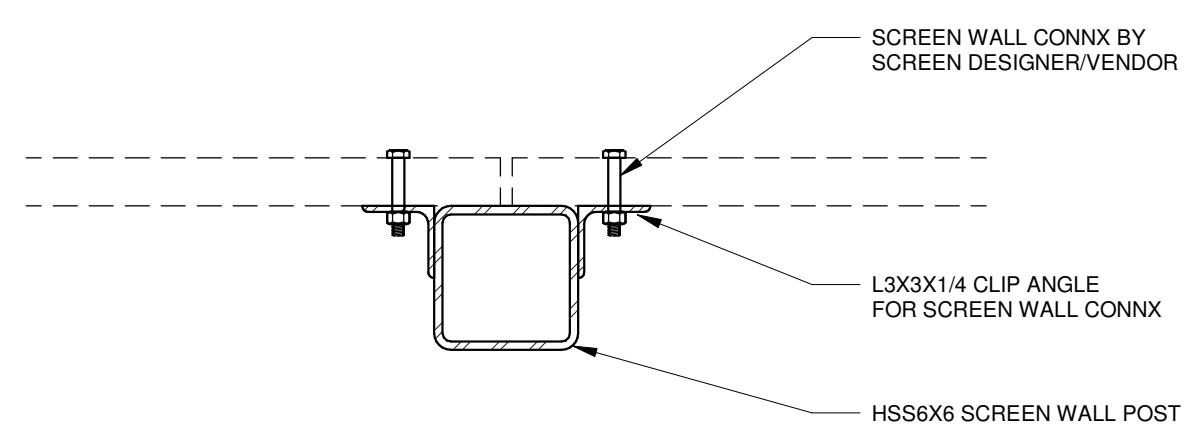
08 ELEVATOR SECTION N-S
3/4" = 1'-0"



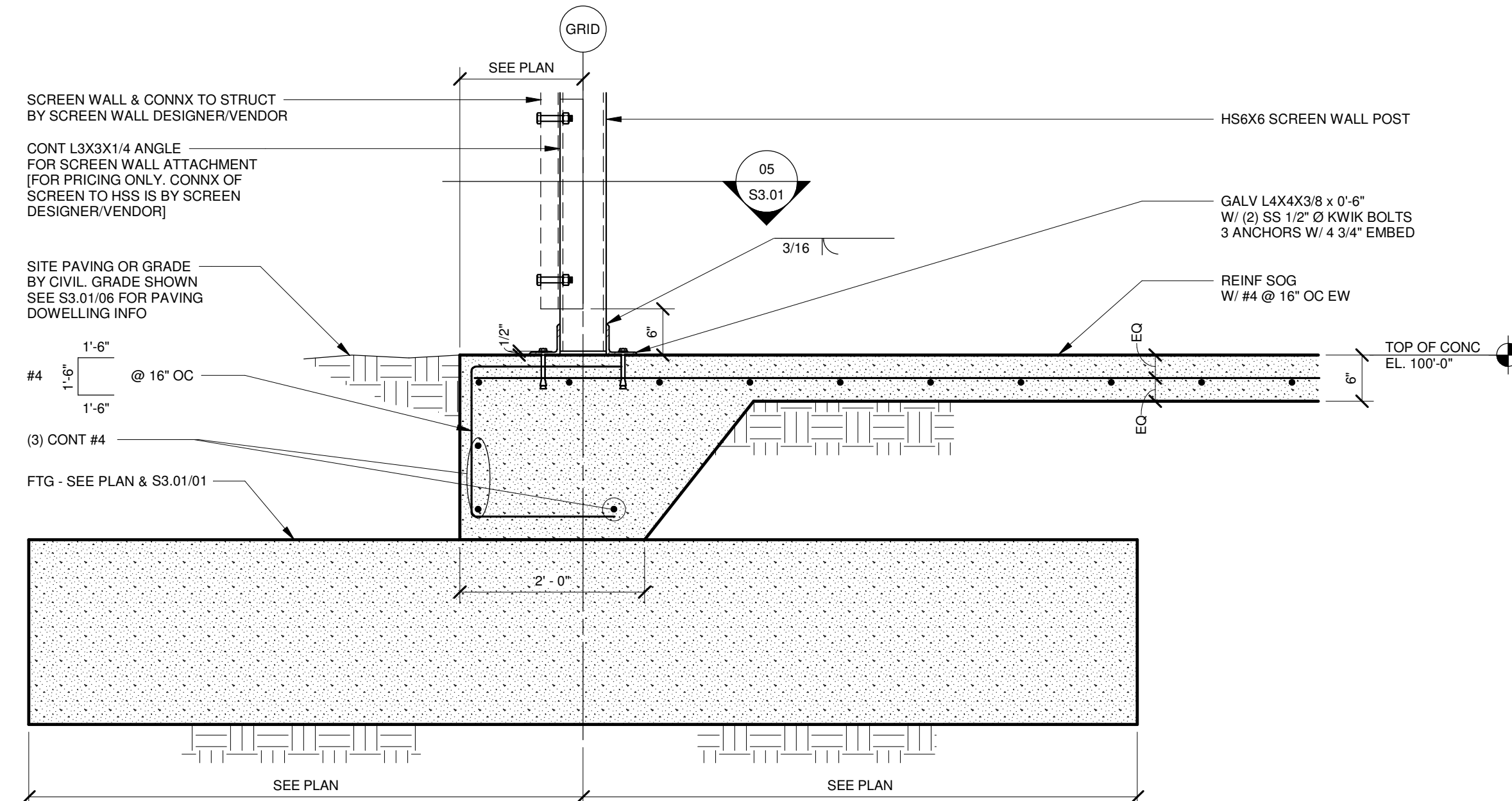
07 ELEVATOR W-E SECTION
3/4" = 1'-0"



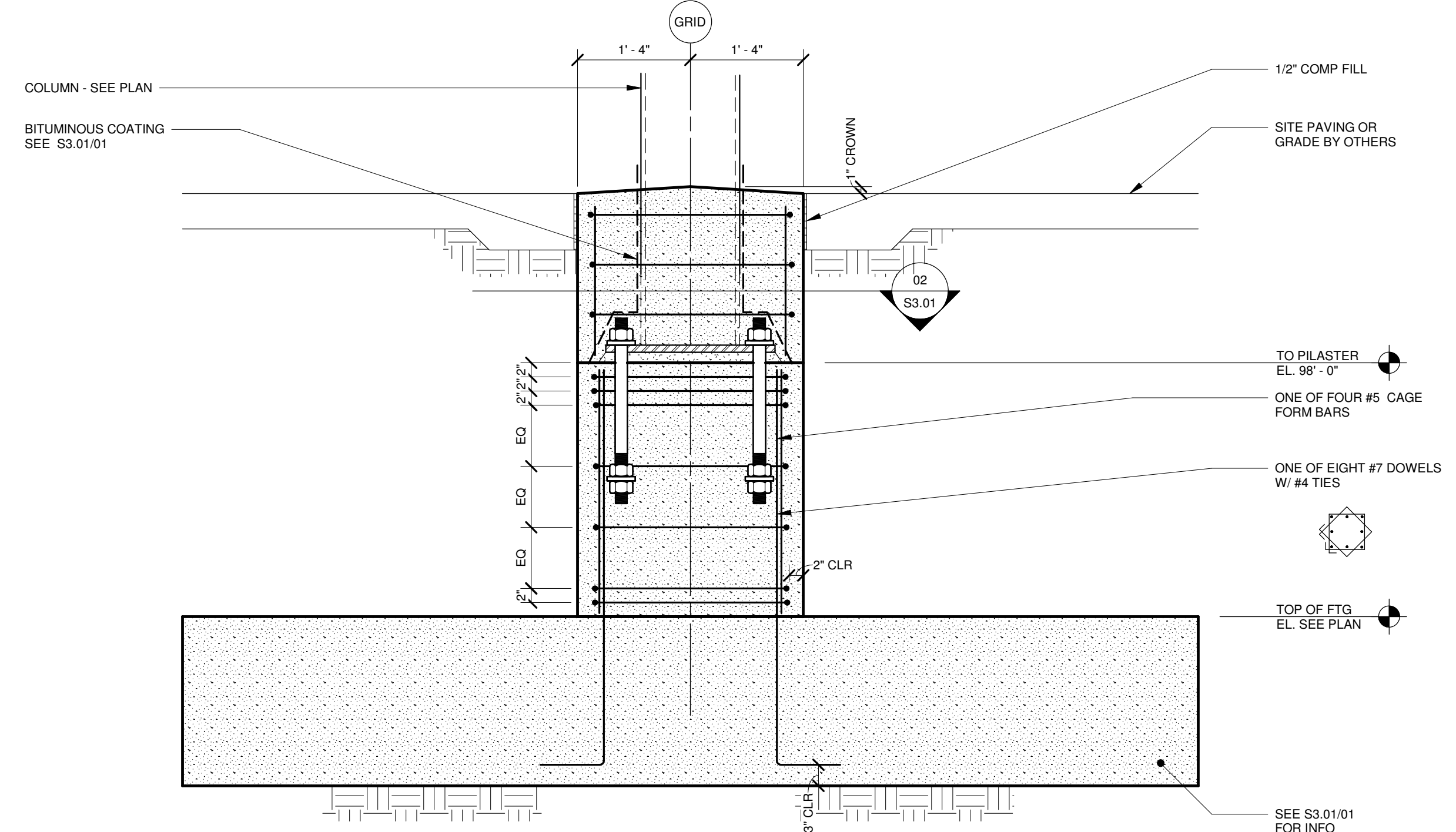
06 SLAB ON GRADE EDGE TURN DOWN ADJACENT TO SITE
3/4" = 1'-0"



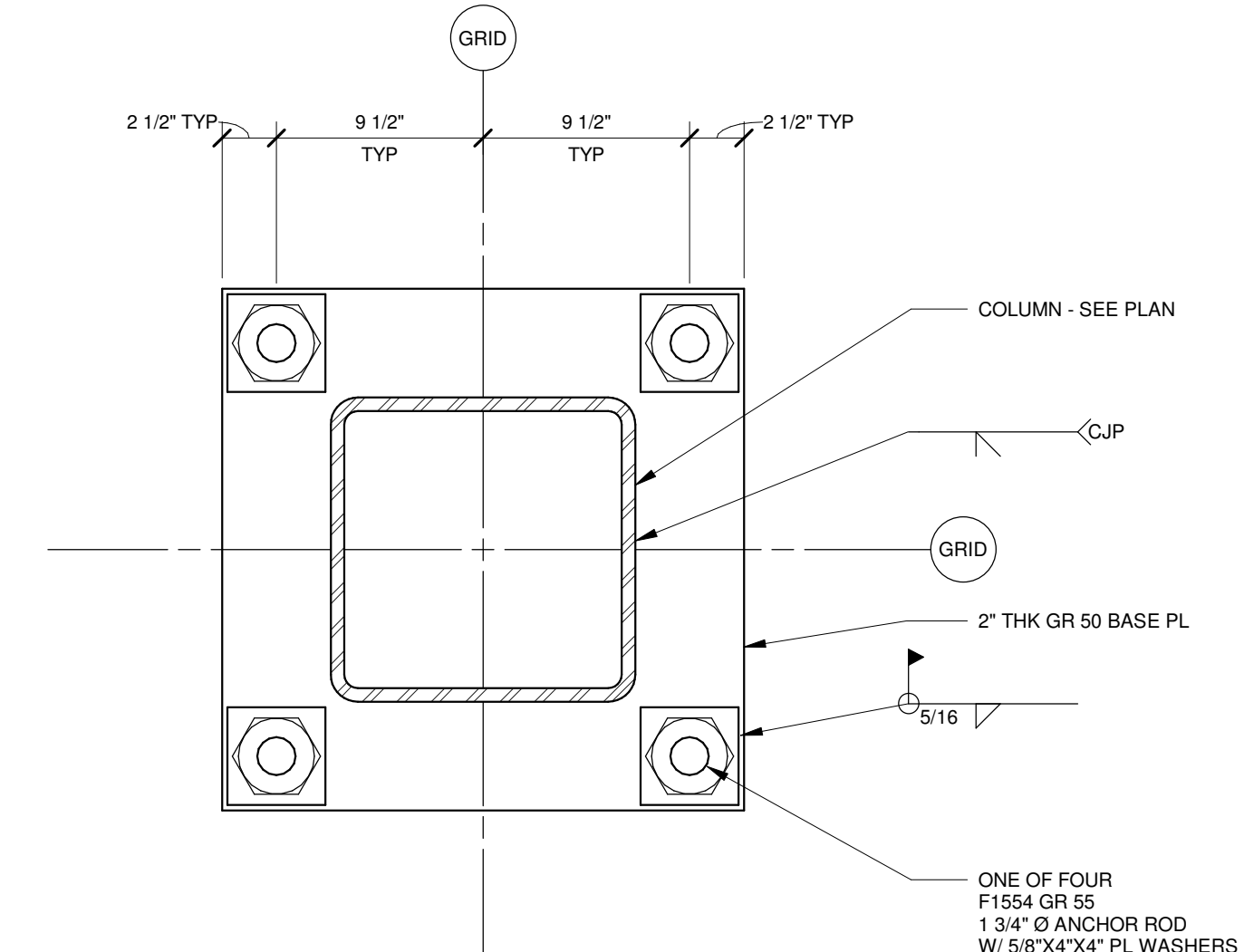
05 SCREEN WALL POST CONNX
1 1/2" = 1'-0"



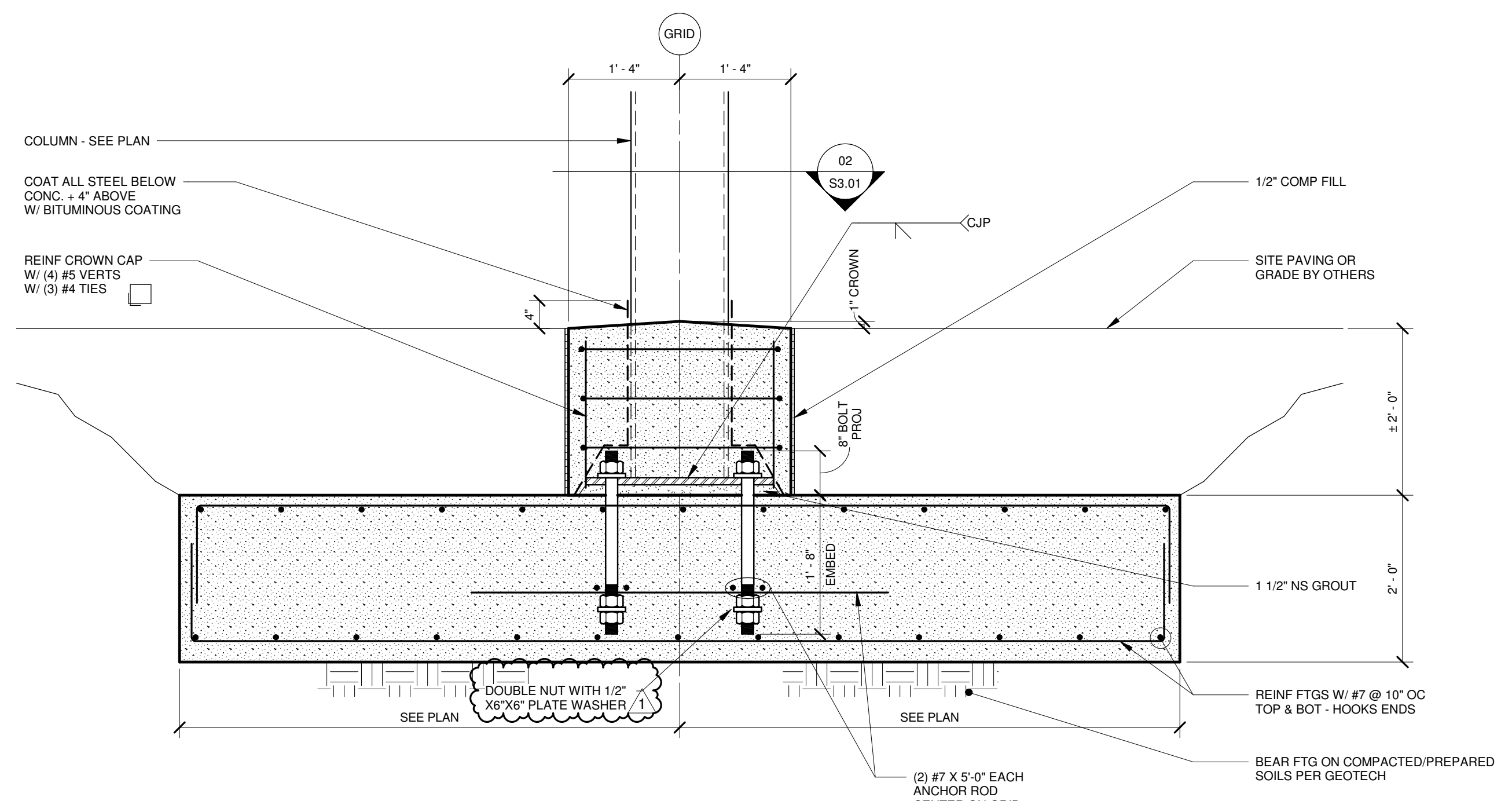
04 STAIR SLAB & SCREENWALL POST
3/4" = 1'-0"



03 STANDARD HSS14 COLUMN ON PEDESTAL
3/4" = 1'-0"



02 STANDARD HSS14 BASE PL
1 1/2" = 1'-0"



01 STANDARD FOOTING DETAIL
3/4" = 1'-0"

ARCHITECTHKS, INC.
350 N SAINT PAUL ST
SUITE 100
DALLAS, TX 75201**CIVIL ENGINEER**CEI ENGINEERING ASSOCIATES, INC.
3030 LBJ FREEWAY
SUITE 100
DALLAS, TX 75234**LANDSCAPE**CEI ENGINEERING ASSOCIATES, INC.
3030 LBJ FREEWAY
SUITE 100
DALLAS, TX 75234**STRUCTURAL**HKS, INC.
350 N SAINT PAUL ST
SUITE 100
DALLAS, TX 75201**MEP**ROMINE, ROMINE & BURGESS, INC.
300 GREENLEAF ST
FORT WORTH, TX 76107

MARLIN

MARLIN ISD PRESS BOX
678 SUCCESS DR B
MARLIN, TX 76661**OWNER**MARLIN ISD
678 SUCCESS DR B
MARLIN, TX 76661Registered Engineering Firm: HKS Inc.
Firm Registration Number: F-2417

REVISION NO.	DESCRIPTION	DATE
1	ADDENDUM # 2	12/08/2023

HKS PROJECT NUMBER

26095.000

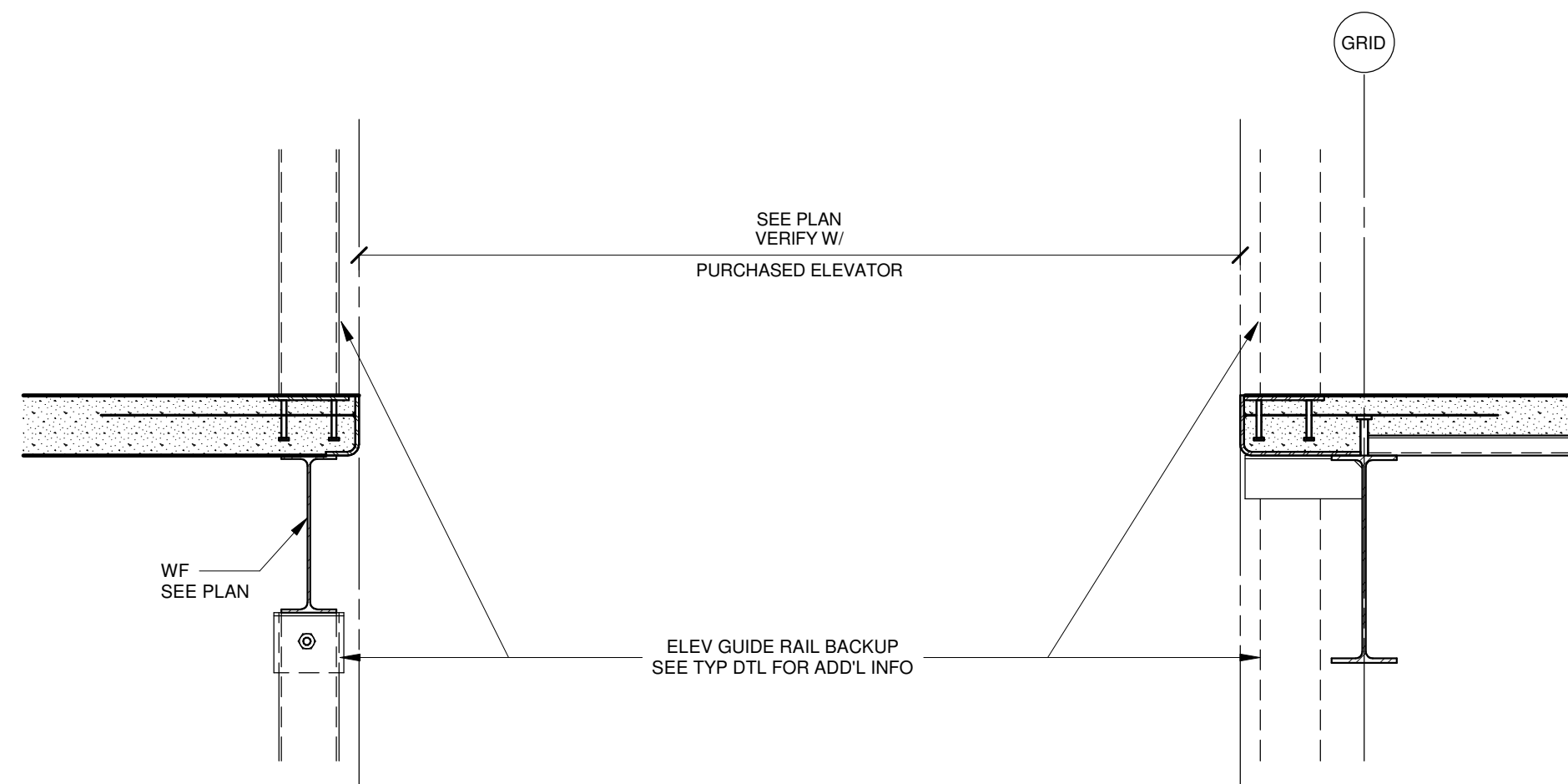
DATE

11/16/2023

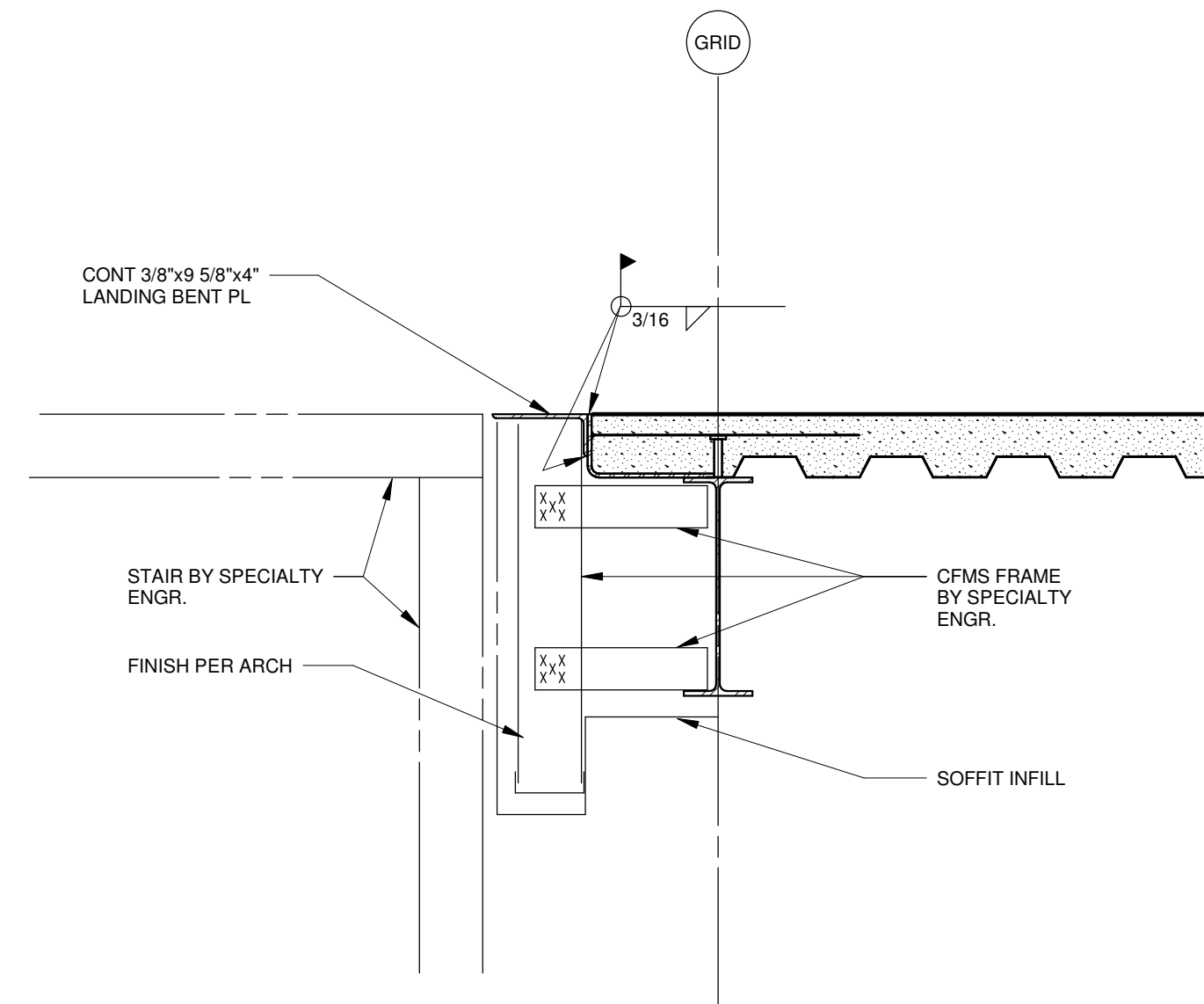
ISSUE

ISSUE FOR BID AND**PERMIT****SECTIONS AND****DETAILS**

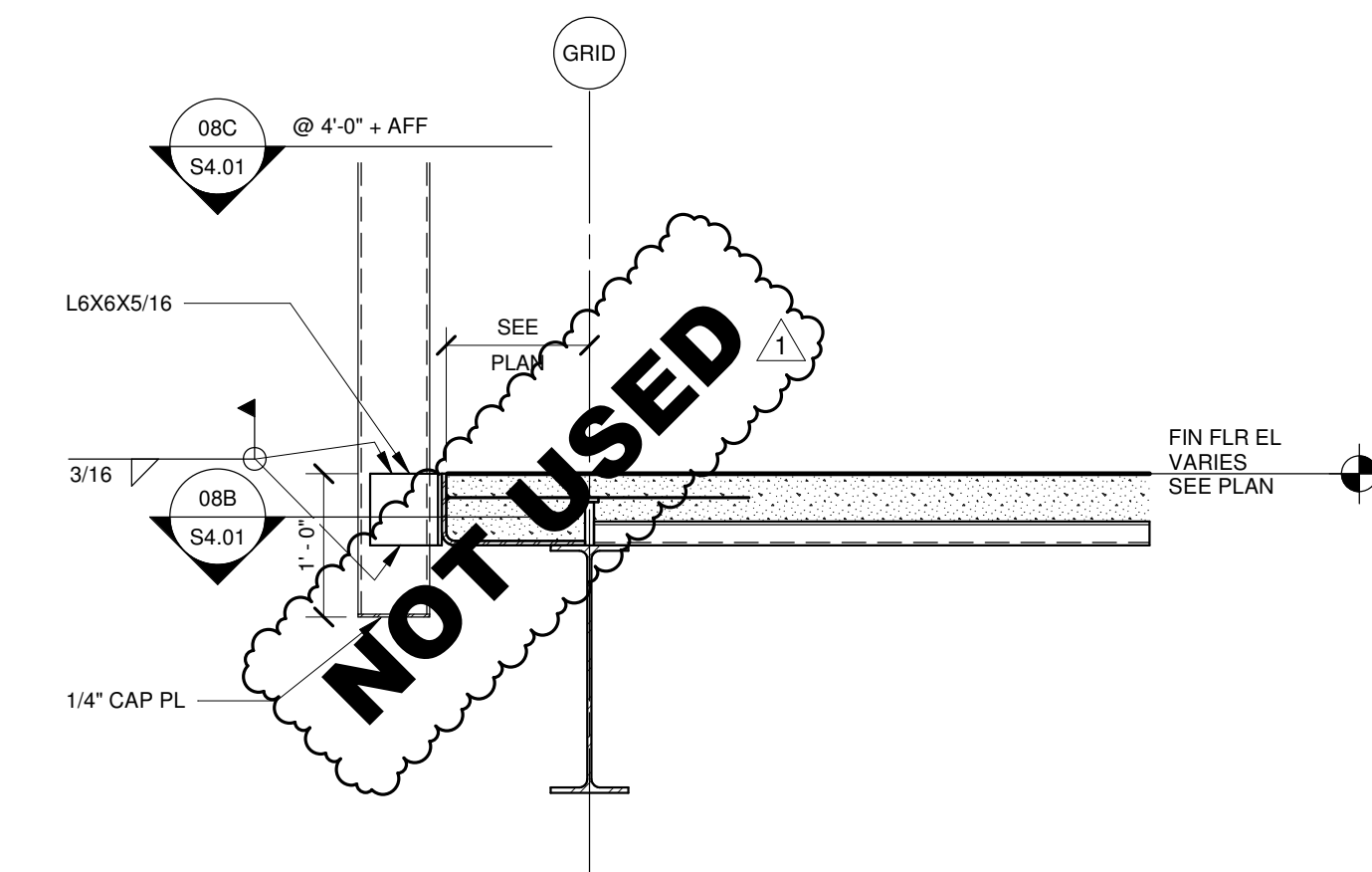
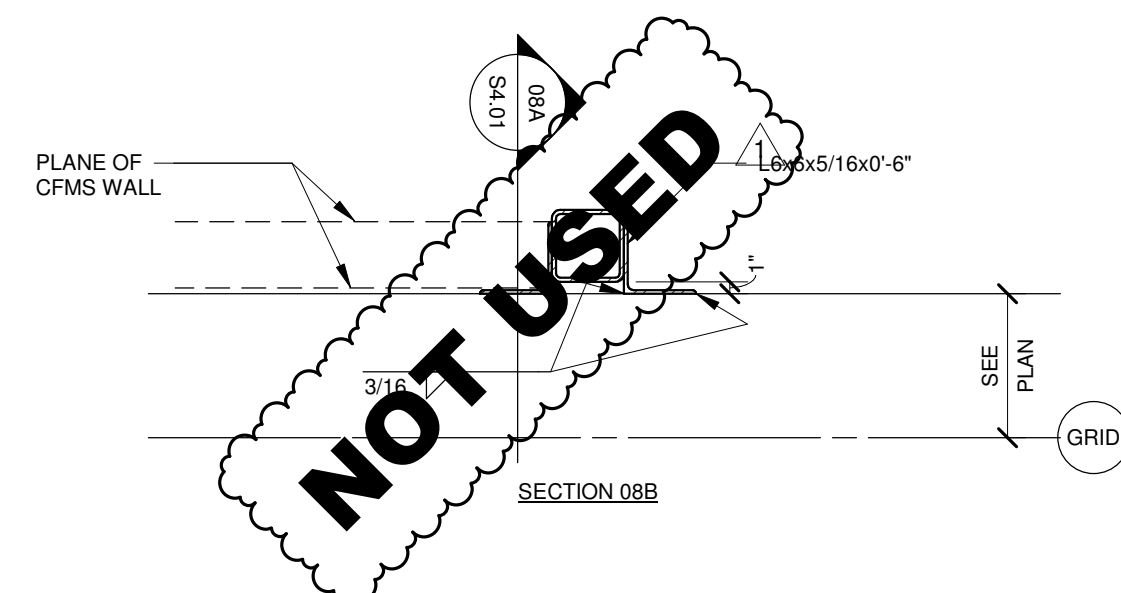
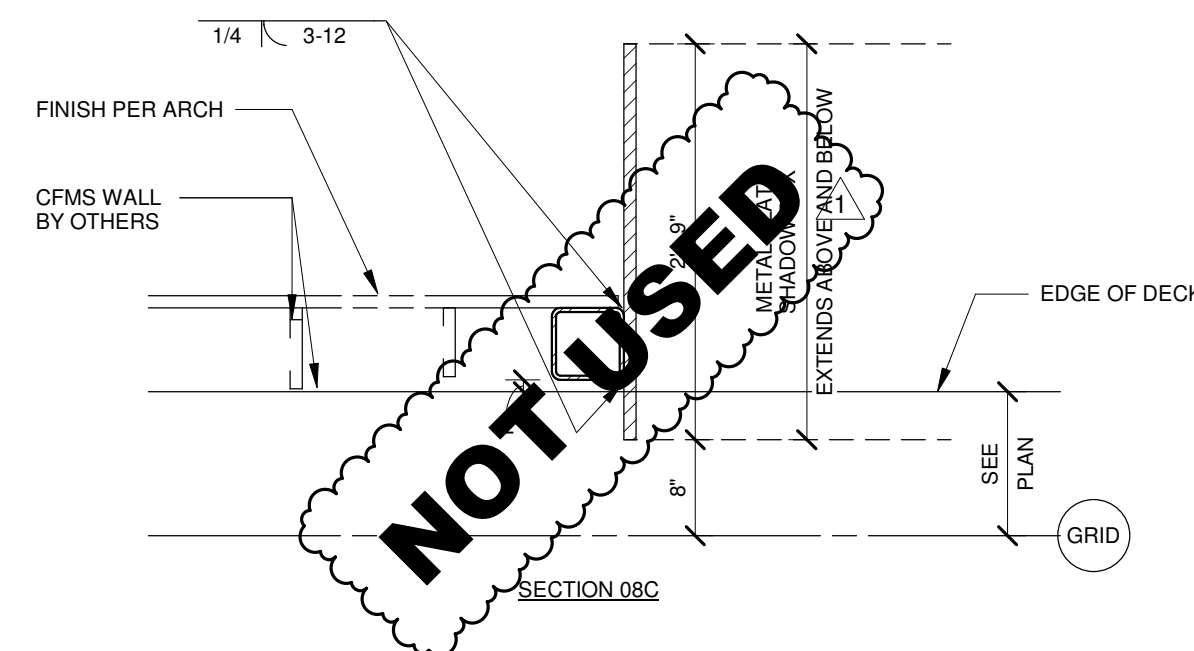
SHEET NO.

S4.01**10 EXT STAIR INTER FACE**

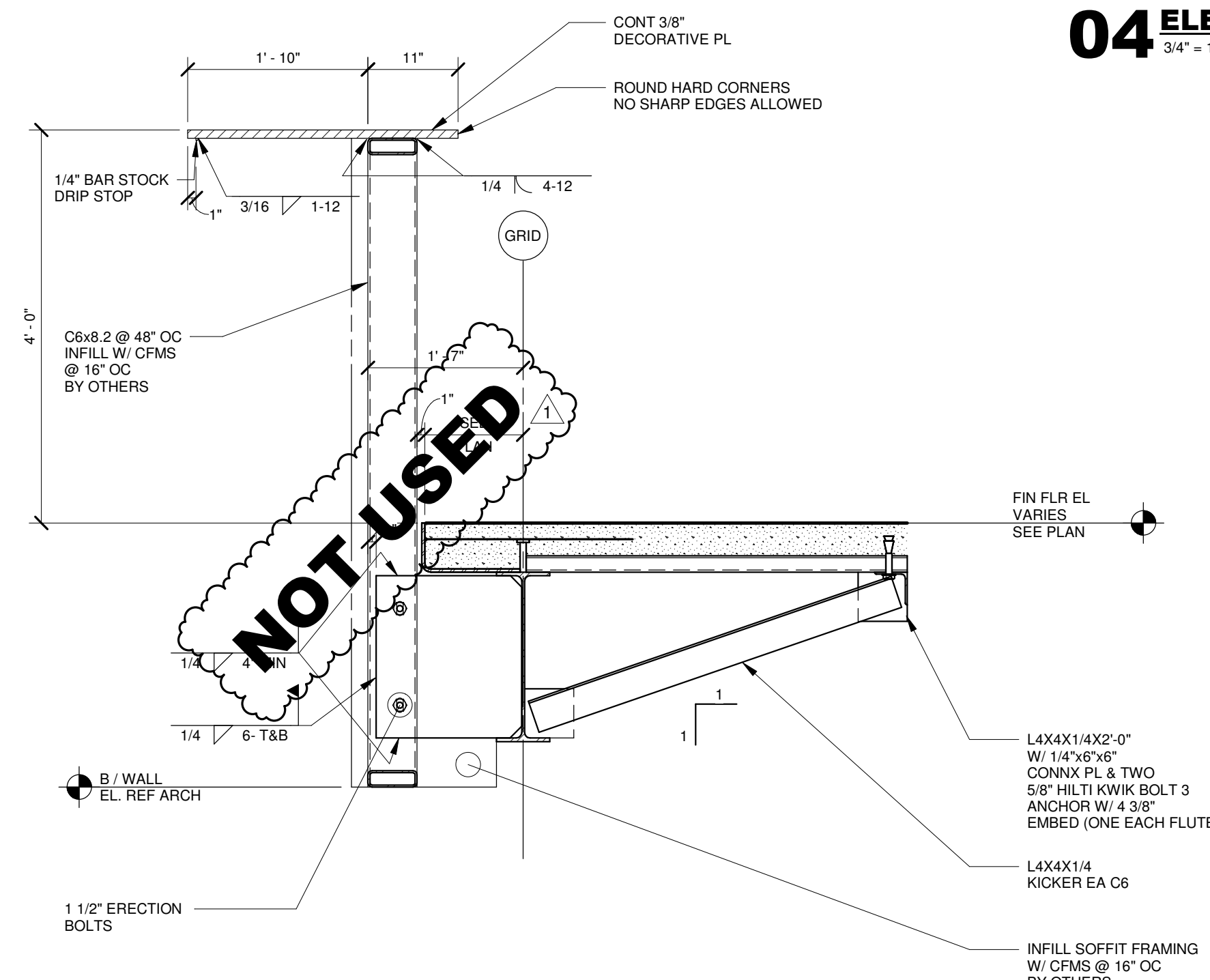
3/4" = 1'-0"

**09 MEZZ LEVEL W / EXT WALL**

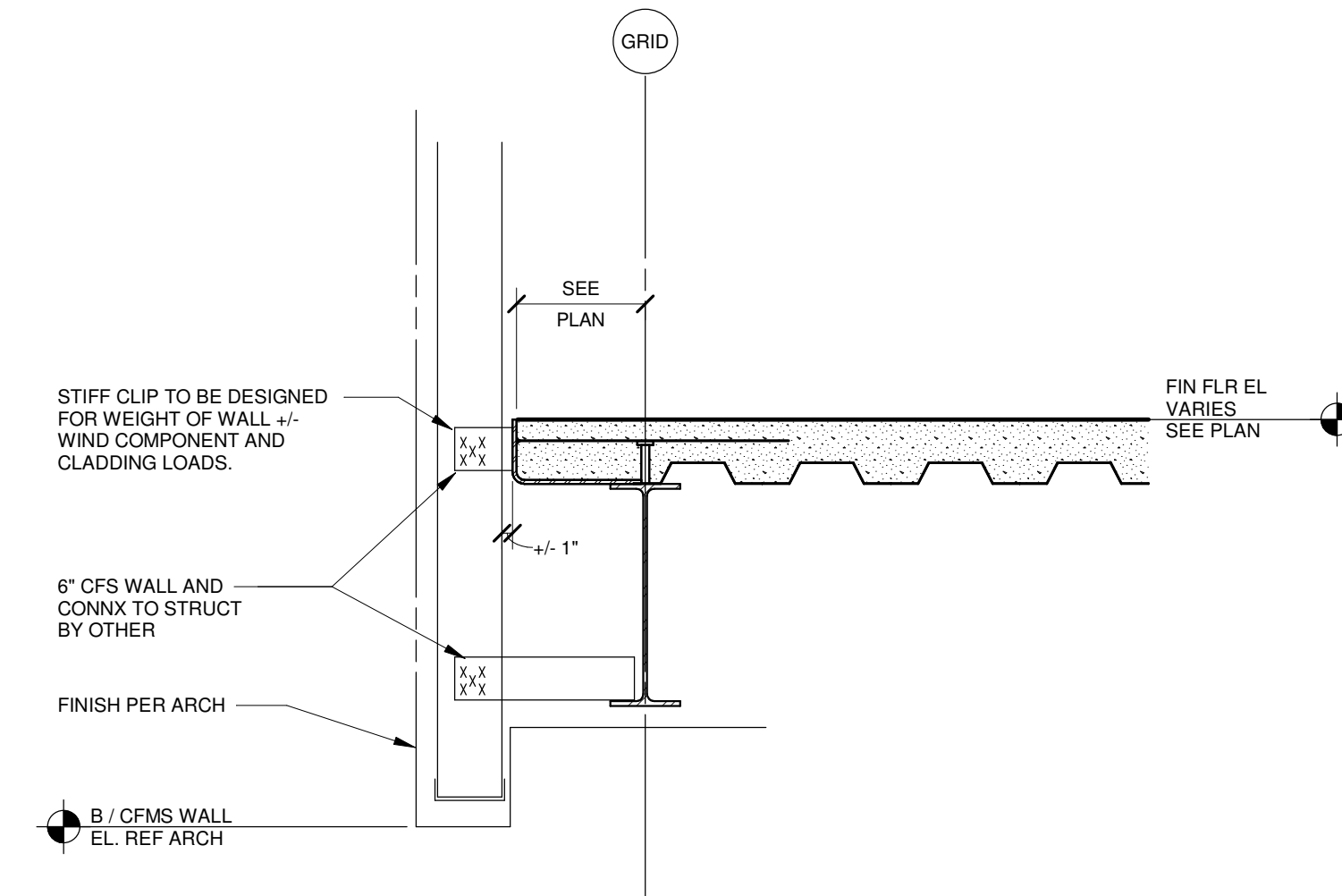
3/4" = 1'-0"

**08 MEZZ JAMB @ SHADOW BOX FRAME**

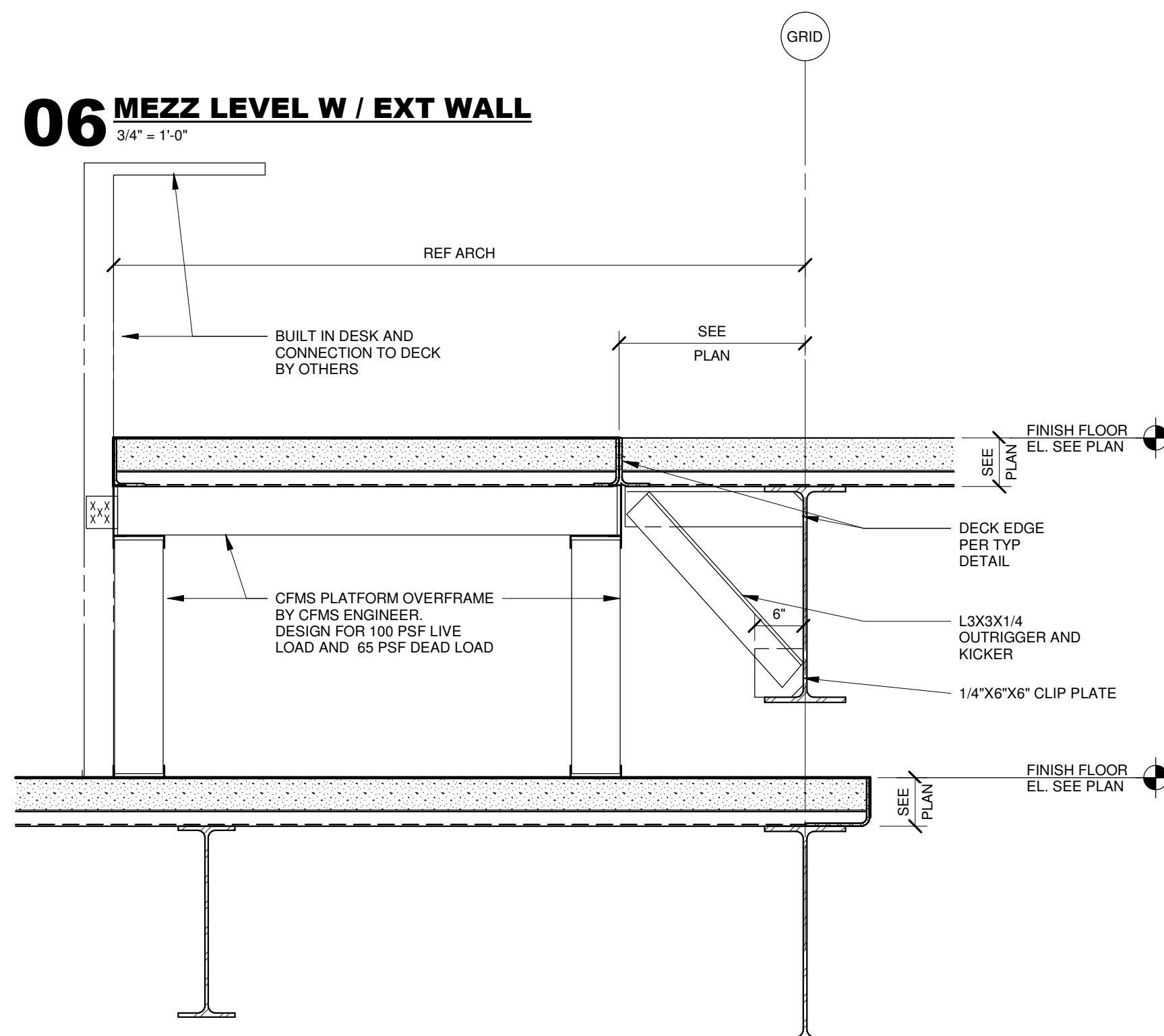
3/4" = 1'-0"

**07 MEZZ @ SHADOW BOX FRAME**

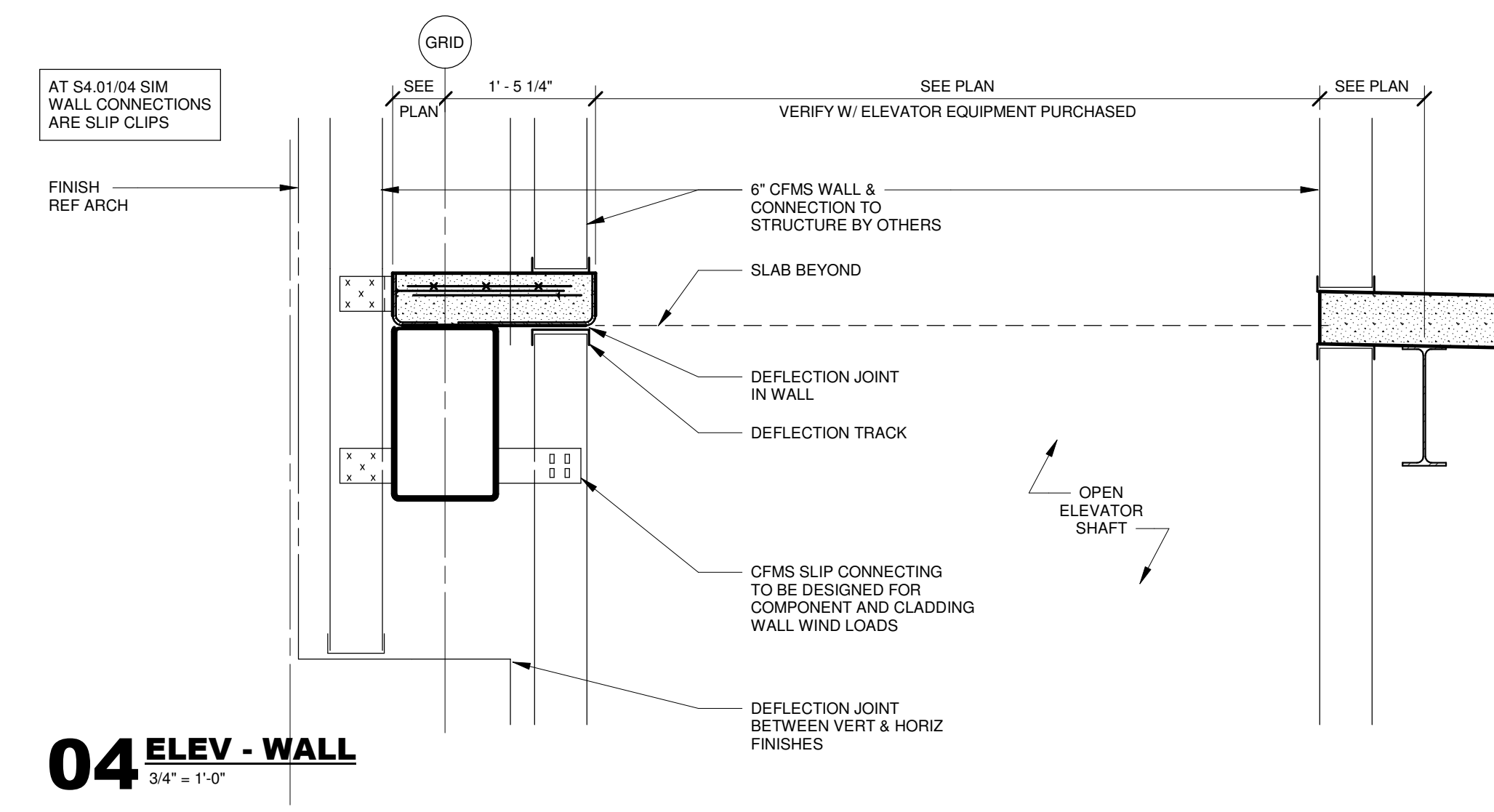
3/4" = 1'-0"

**06 MEZZ LEVEL W / EXT WALL**

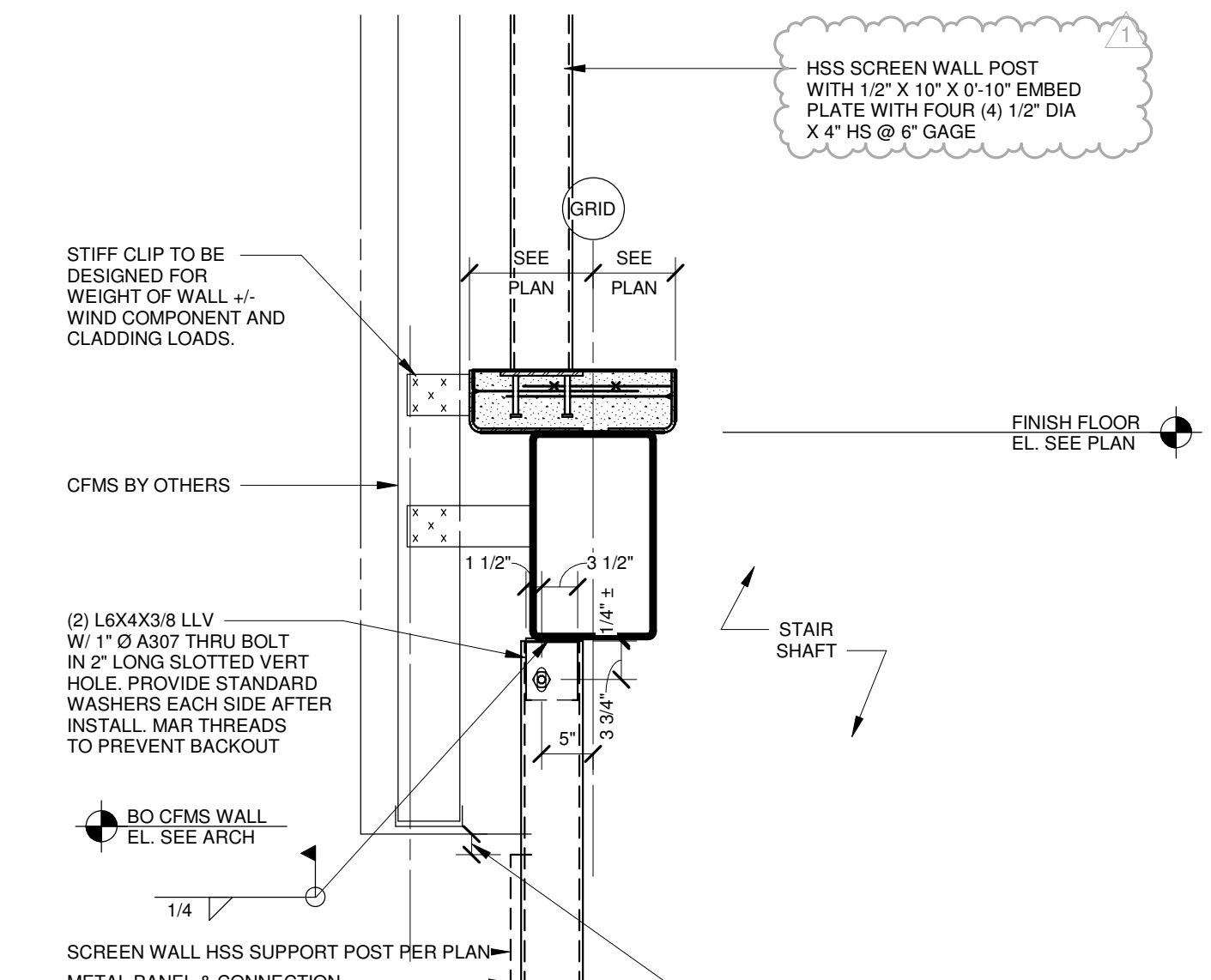
3/4" = 1'-0"

**05 PRESS BOX STEP**

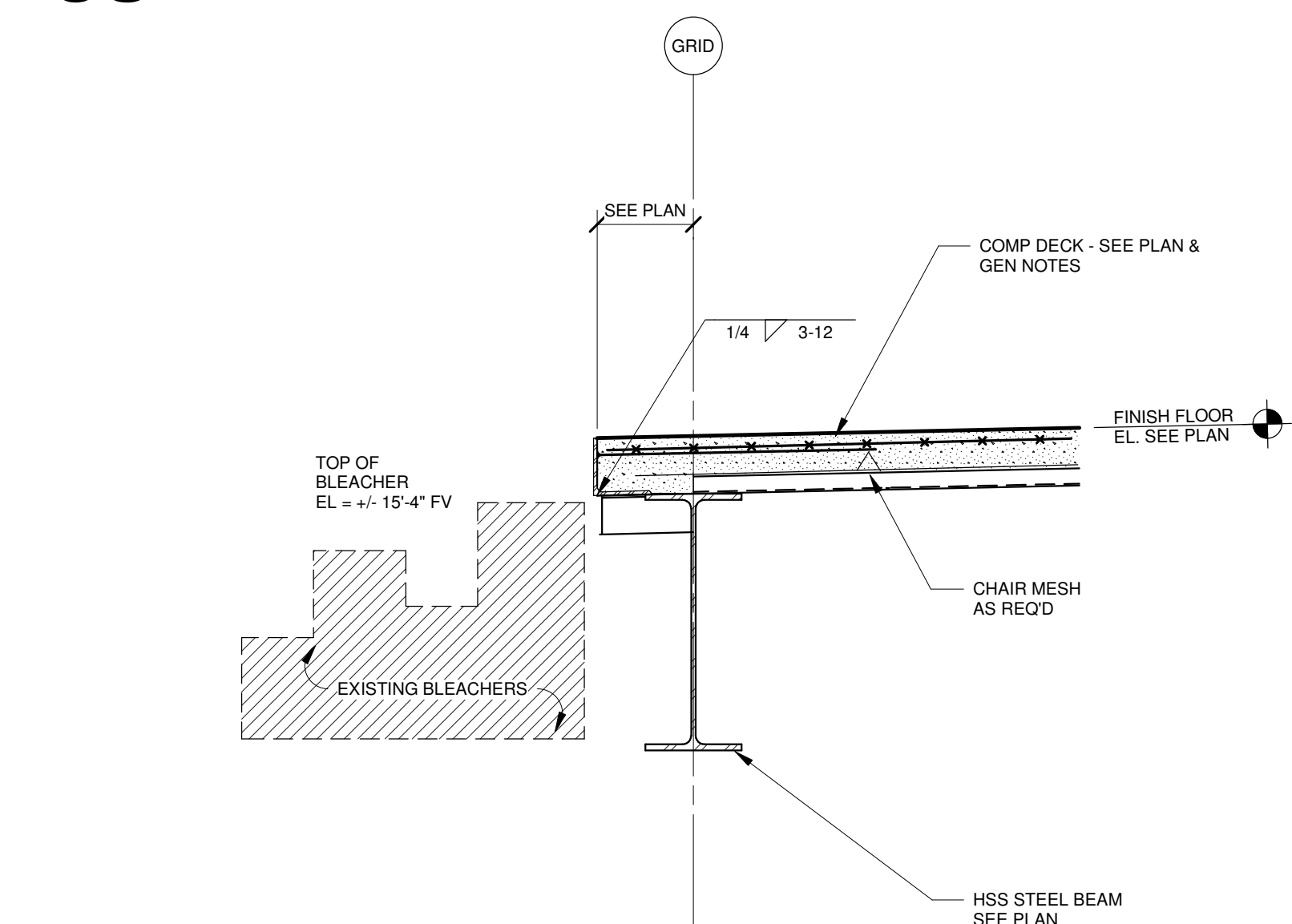
3/4" = 1'-0"

**04 ELEV - WALL**

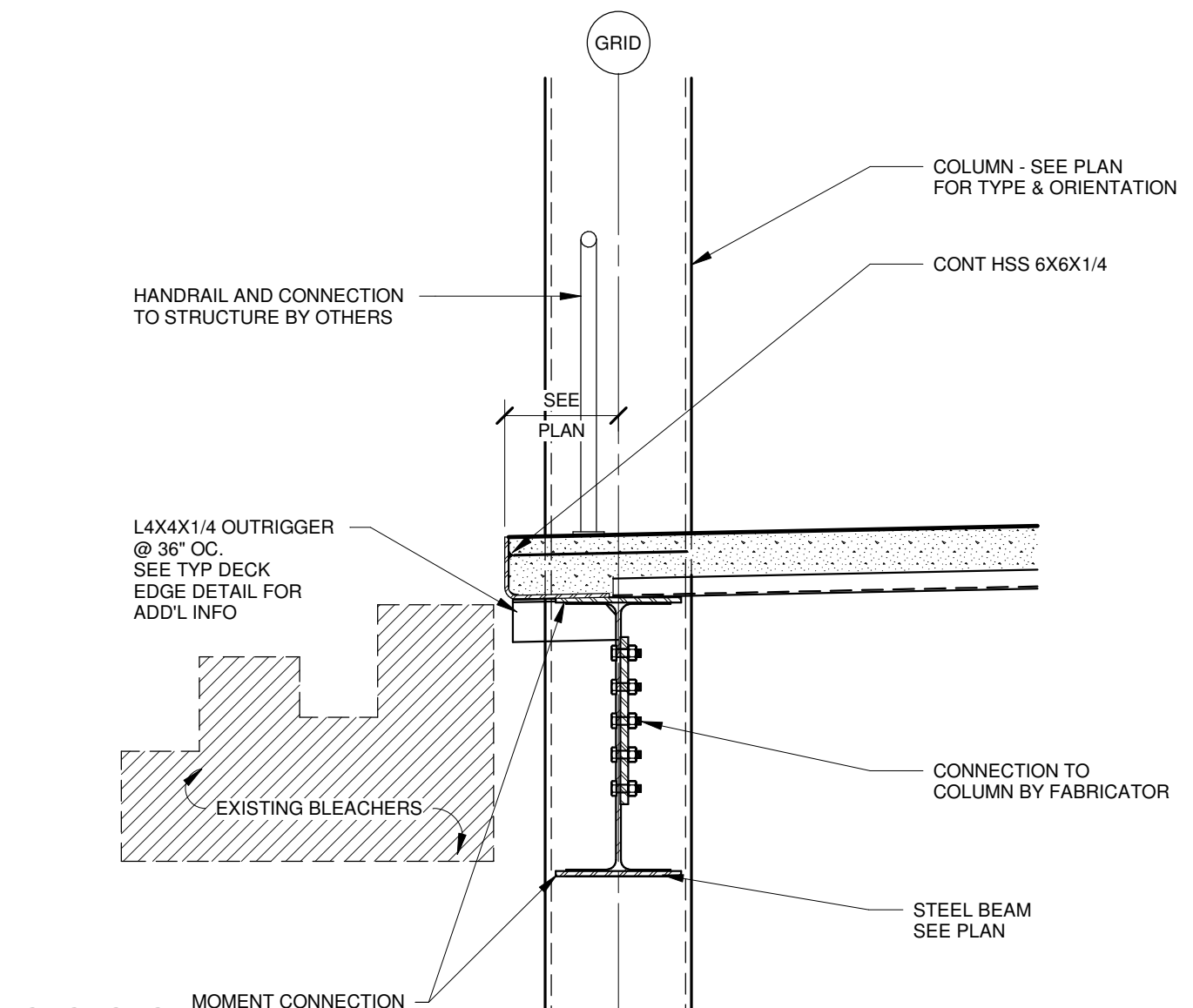
3/4" = 1'-0"

**03 STAIR - WALL**

3/4" = 1'-0"

**02 BLEACHER - MEZ WALK ON**

3/4" = 1'-0"

**01 TYPICAL BLEACHER-MEZZ DETAIL**

3/4" = 1'-0"

ARCHITECT

HKS, INC.
350 N SAINT PAUL ST
SUITE 100
DALLAS, TX 75201

CIVIL ENGINEER

CEI ENGINEERING ASSOCIATES, INC.
3030 LBJ FREEWAY
SUITE 100
DALLAS, TX 75234

LANDSCAPE

CEI ENGINEERING ASSOCIATES, INC.
3030 LBJ FREEWAY
SUITE 100
DALLAS, TX 75234

STRUCTURAL

HKS, INC.
350 N SAINT PAUL ST
SUITE 100
DALLAS, TX 75201

MEP

ROMINE, ROMINE & BURGESS, INC.
300 GREENLEAF ST
FORT WORTH, TX 76107

OWNER

MARLIN ISD
678 SUCCESS DR B
MARLIN, TX 76661



Registered Engineering Firm: HKS Inc.
Firm Registration Number: F-2417

REVISION NO.	DESCRIPTION	DATE
--------------	-------------	------

1 ADDENDUM # 2 12/08/2023

HKS PROJECT NUMBER

26095.000

DATE

11/16/2023

ISSUE

ISSUE FOR BID AND

PERMIT

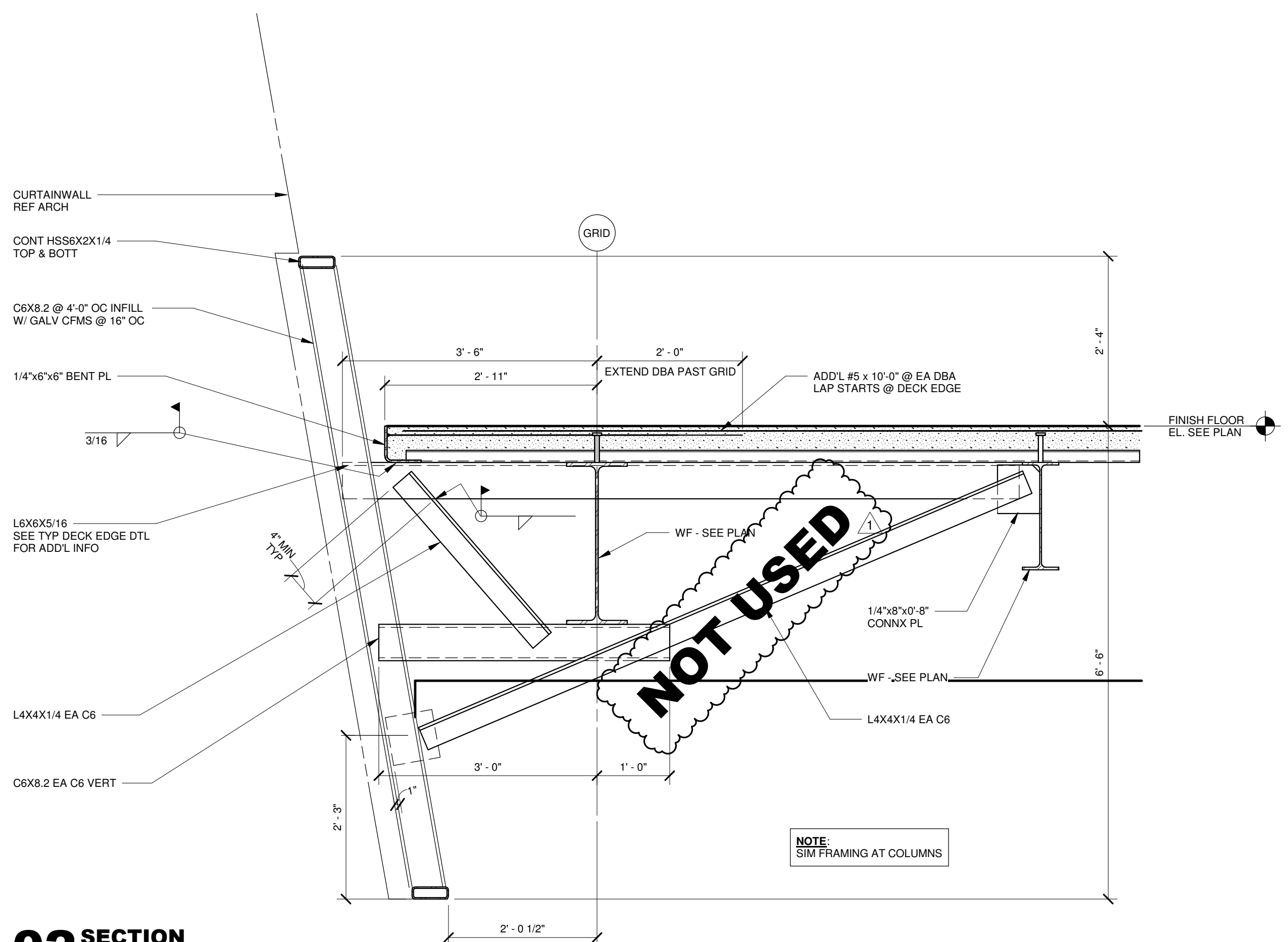
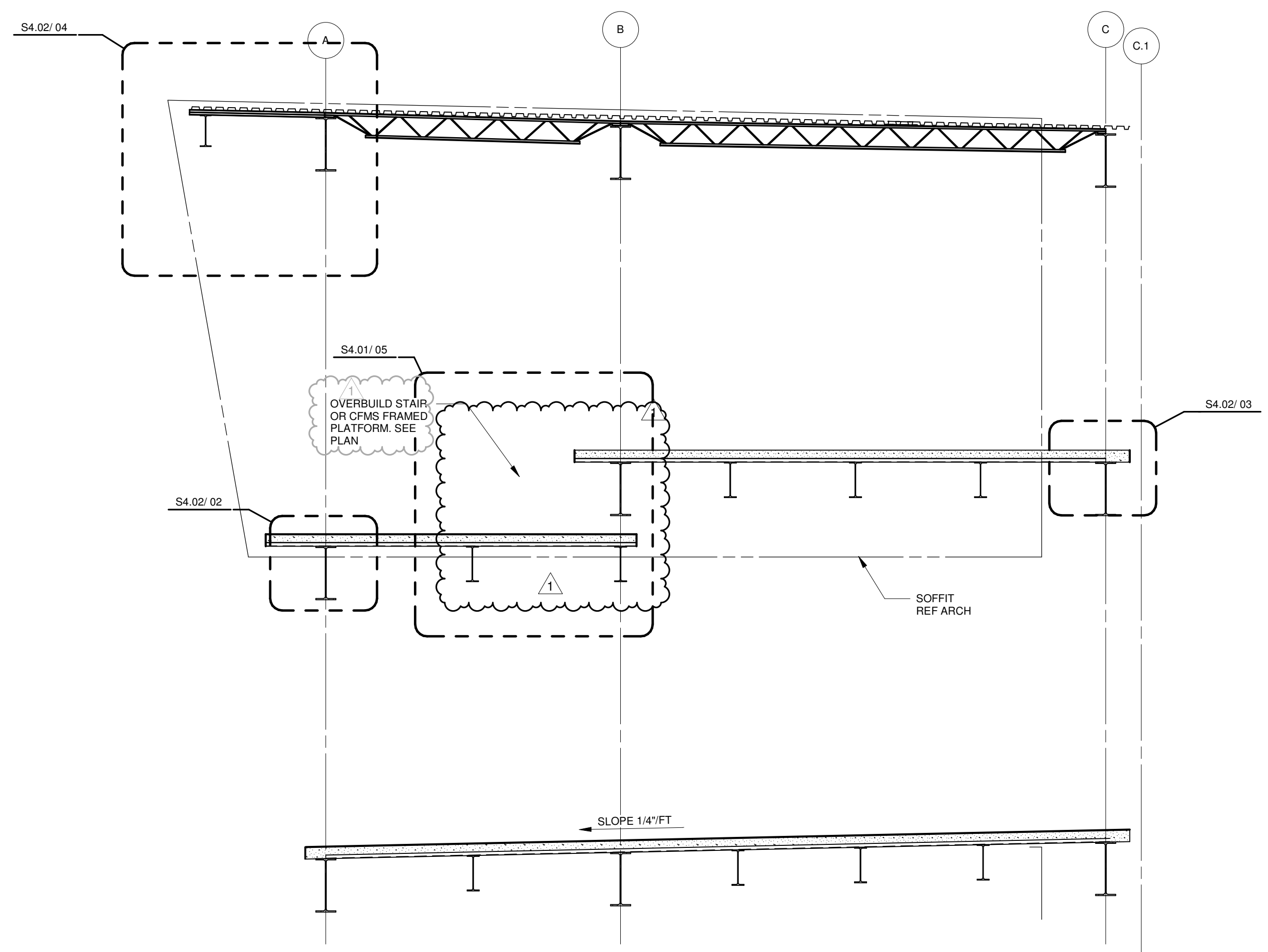
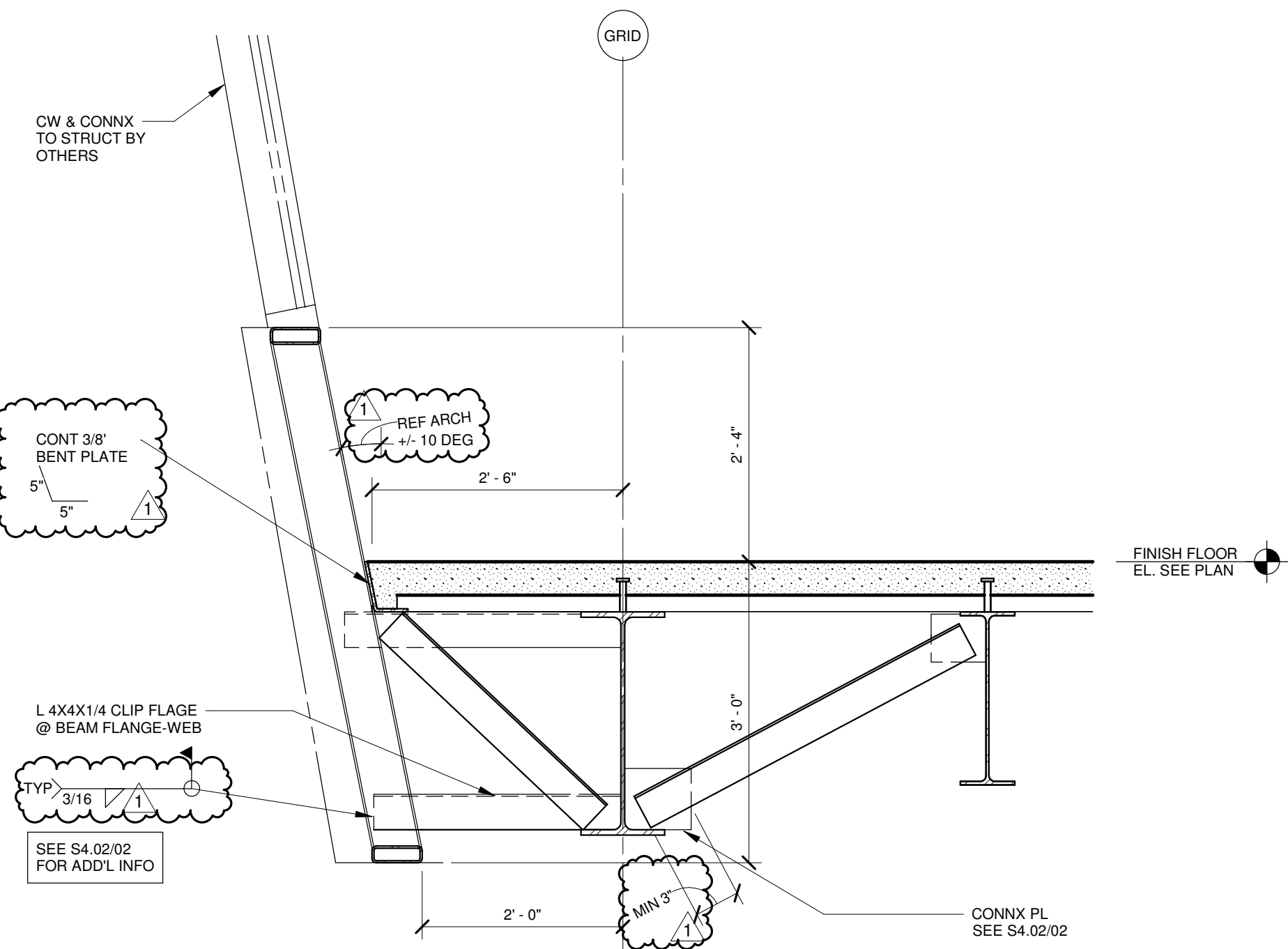
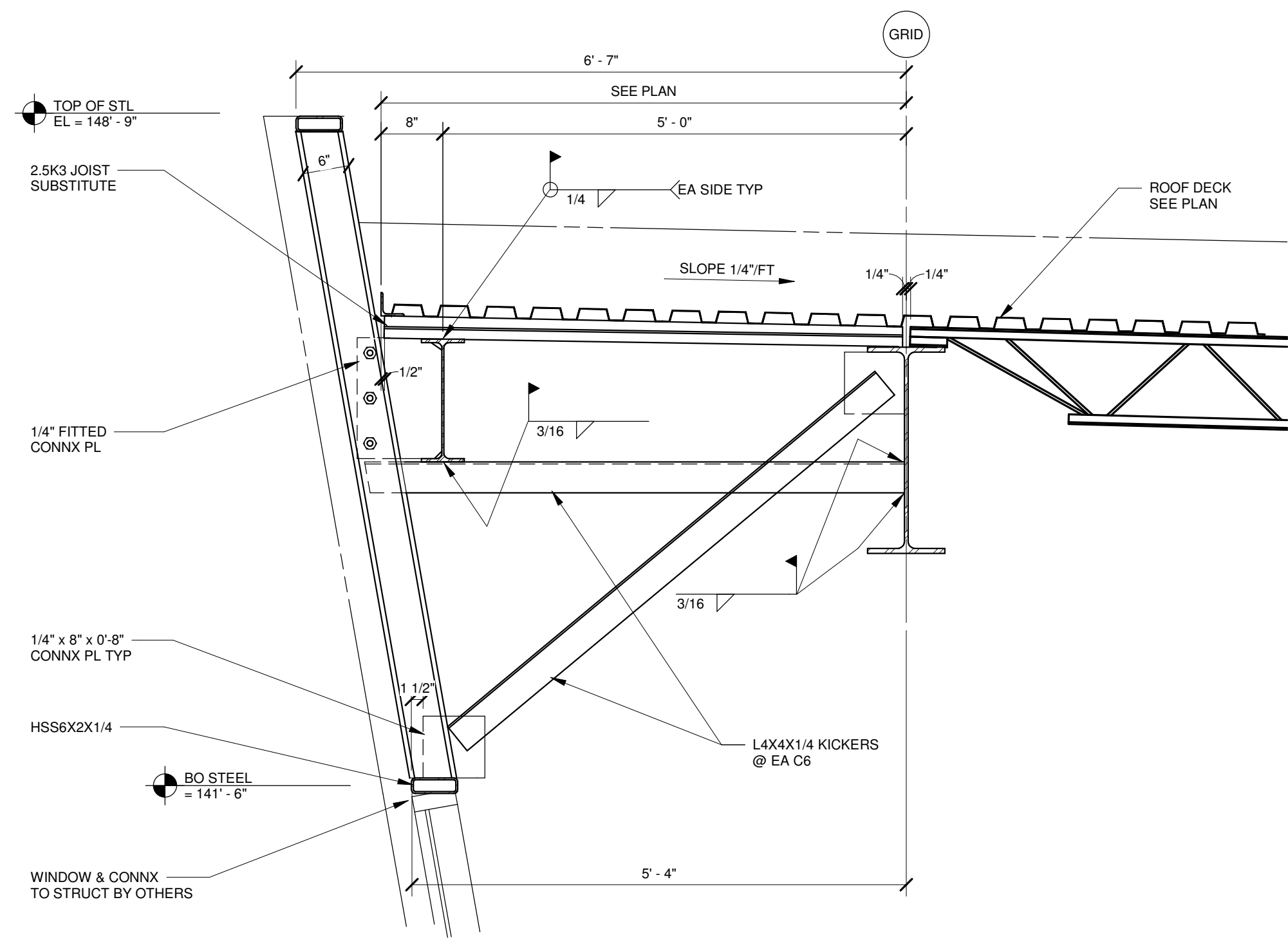
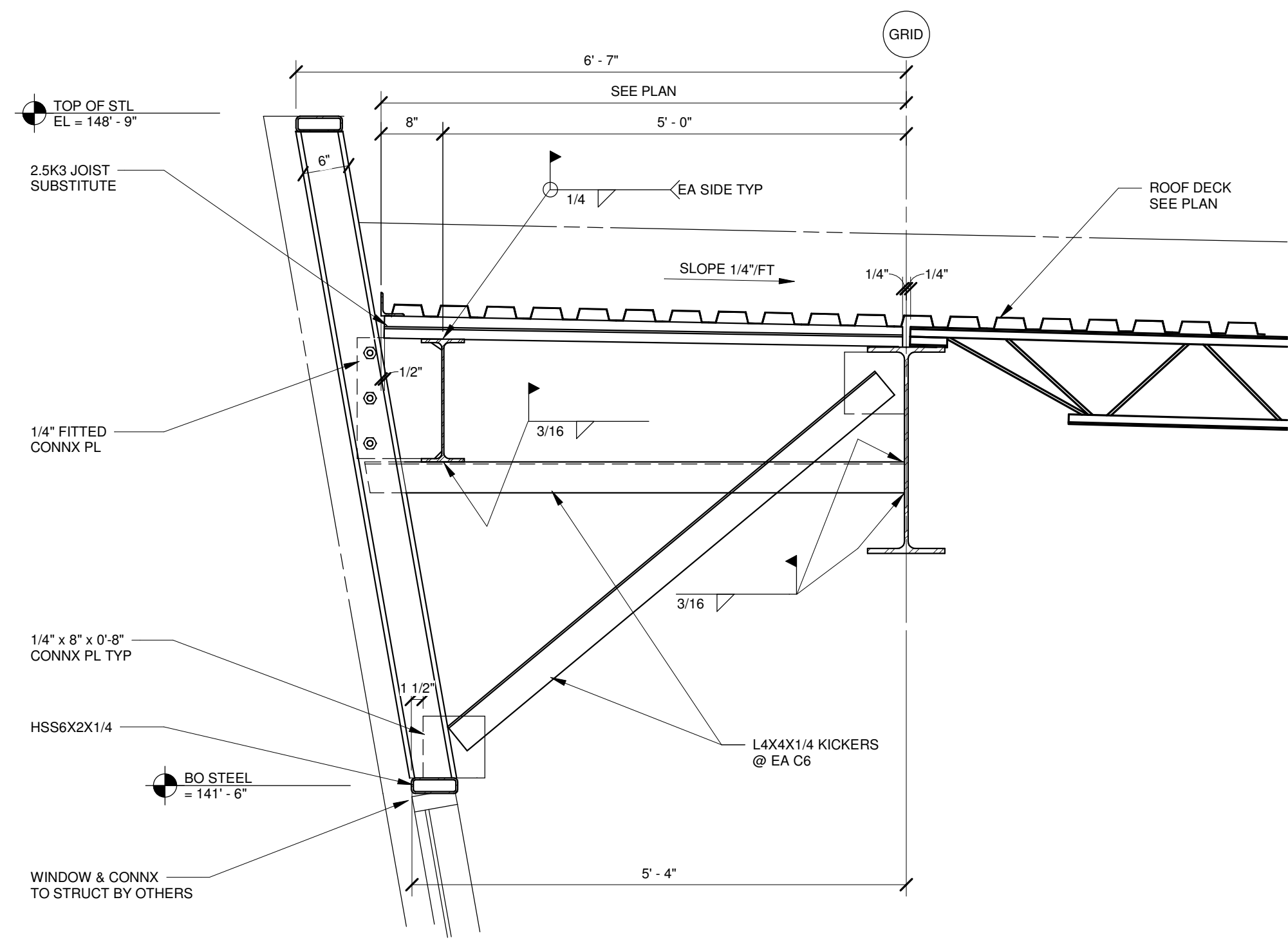
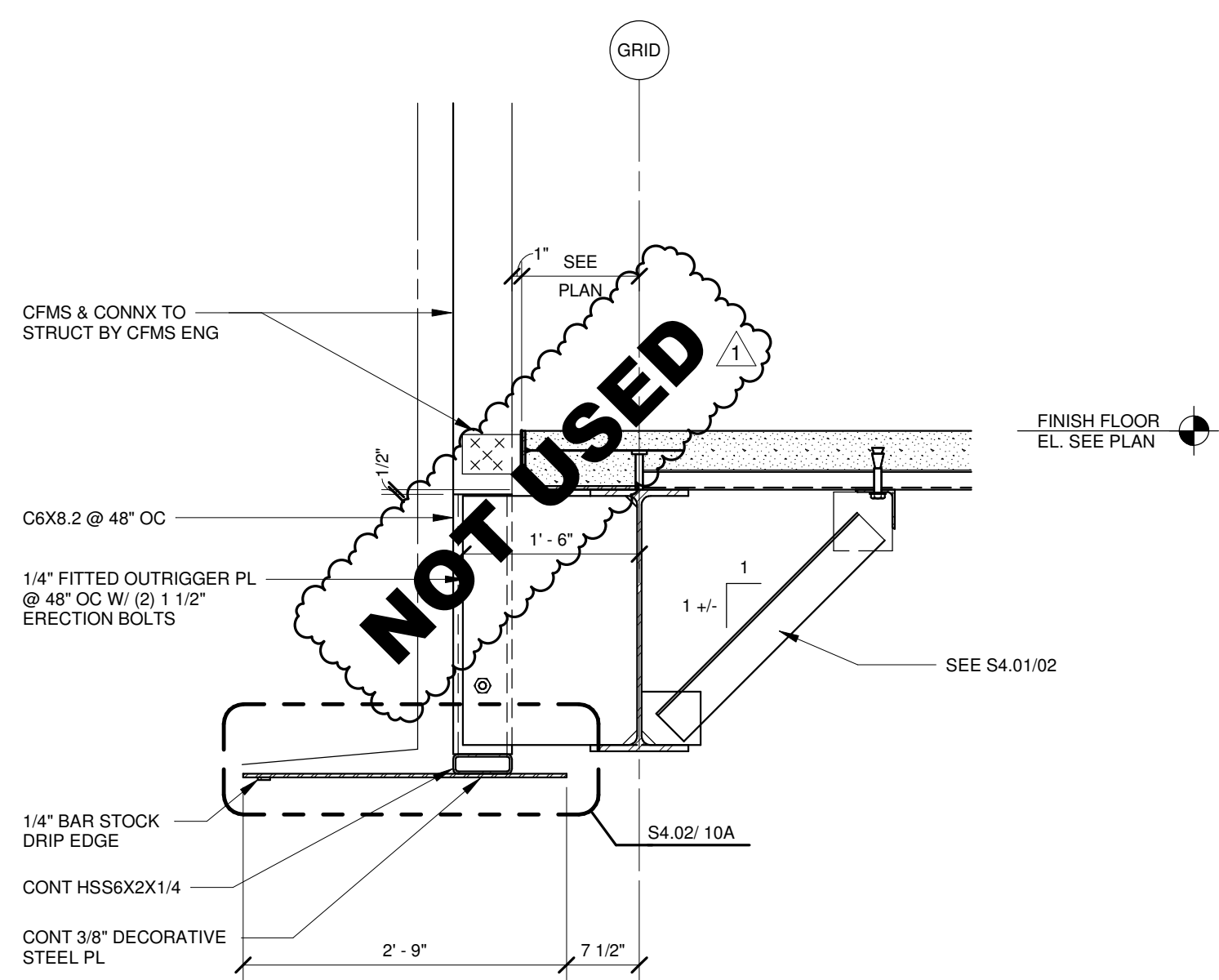
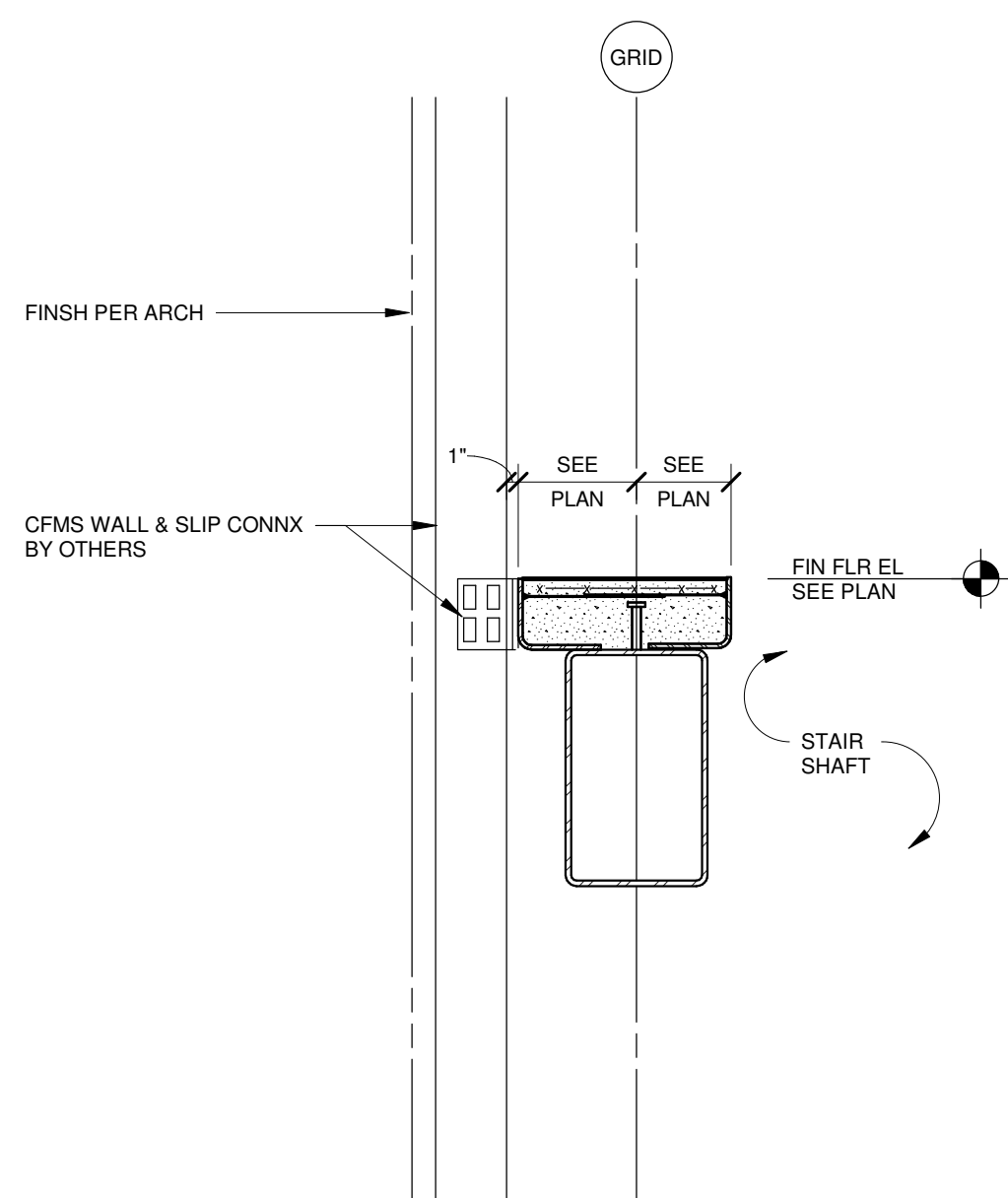
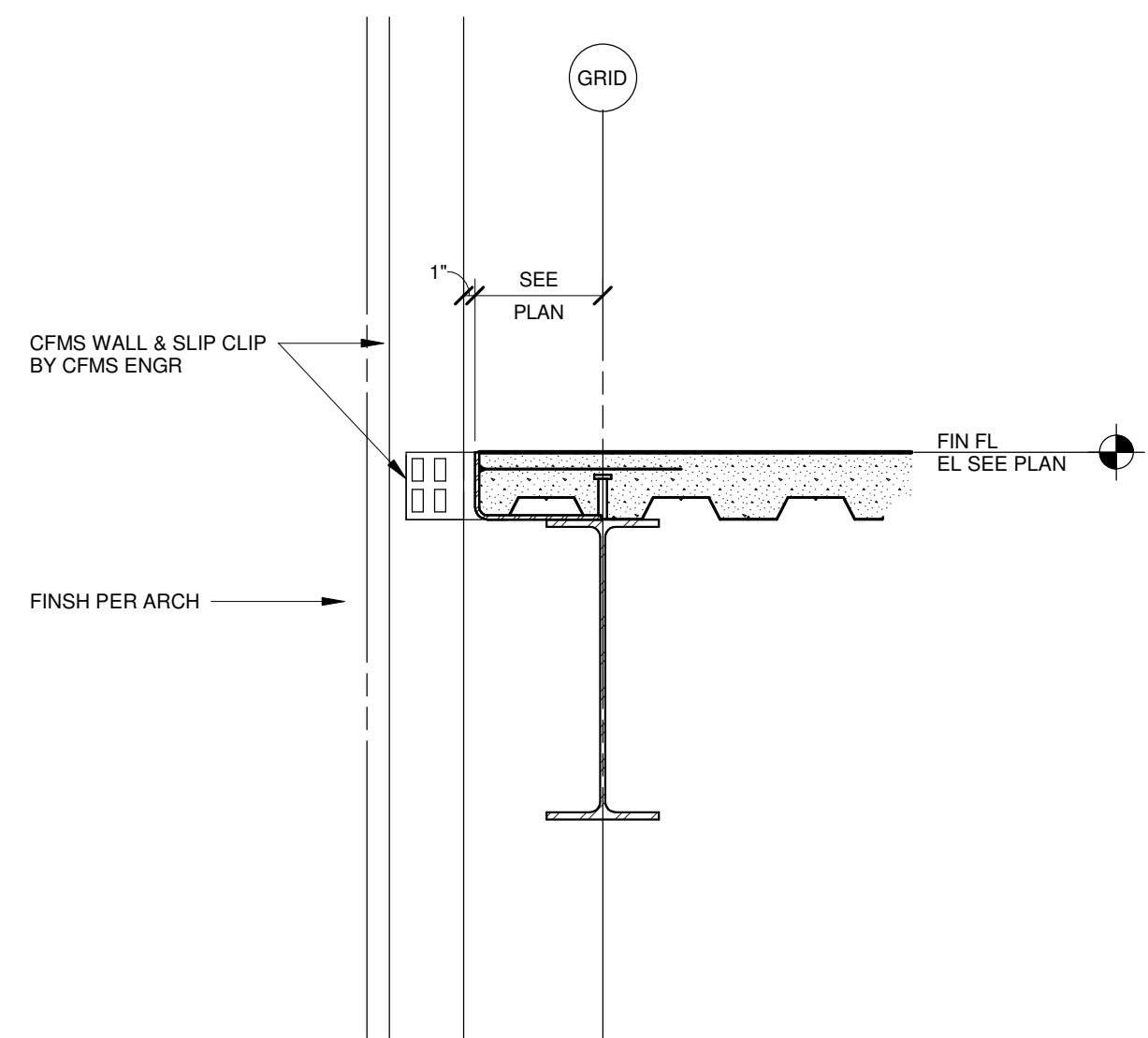
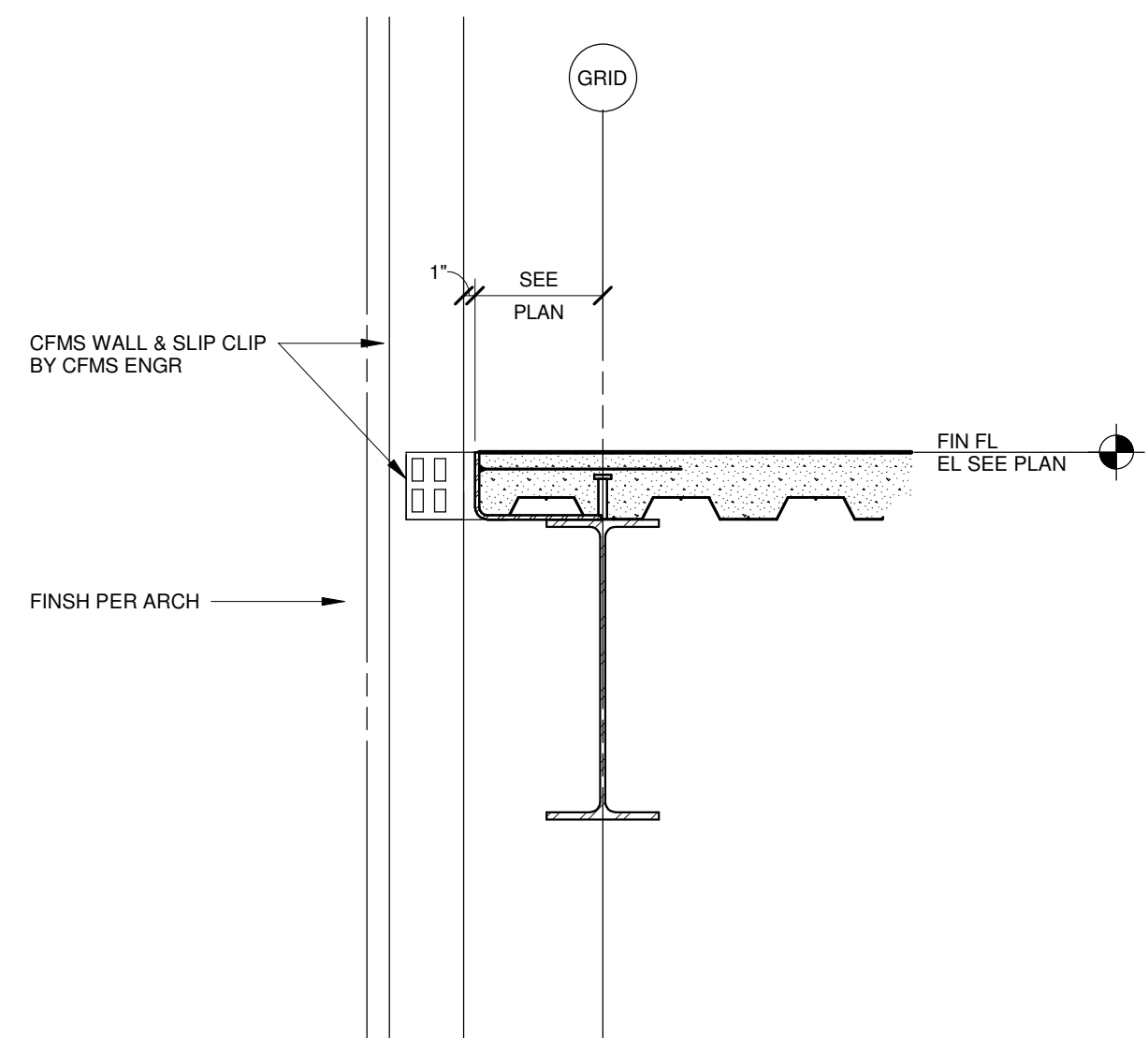
SHEET TITLE

SECTIONS AND

DETAILS

SHEET NO.

S4.02

03 SECTION
3/4" = 1'-0"02 SECTION
3/4" = 1'-0"01 SECTION
1/4" = 1'-0"07 SECTION
3/4" = 1'-0"06 SECTION
3/4" = 1'-0"04 SECTION
3/4" = 1'-0"10A SECTION
3/4" = 1'-0"10 SECTION
3/4" = 1'-0"09 SECTION
3/4" = 1'-0"08 SECTION
3/4" = 1'-0"

ARCHITECT

HKS, INC.
350 N SAINT PAUL ST
SUITE 100
DALLAS, TX 75201

CIVIL ENGINEER

CEI ENGINEERING ASSOCIATES, INC.
3030 LBJ FREEWAY
SUITE 100
DALLAS, TX 75234

LANDSCAPE

CEI ENGINEERING ASSOCIATES, INC.
3030 LBJ FREEWAY
SUITE 100
DALLAS, TX 75234

STRUCTURAL

HKS, INC.
350 N SAINT PAUL ST
SUITE 100
DALLAS, TX 75201

MEP

ROMINE, ROMINE & BURGESS, INC.
300 GREENLEAF ST
FORT WORTH, TX 76107



MARLIN

MARLIN ISD PRESS BOX
678 SUCCESS DR B
MARLIN, TX 76661

OWNER

MARLIN ISD
678 SUCCESS DR B
MARLIN, TX 76661



Registered Engineering Firm: HKS Inc.
Firm Registration Number: F-2417

REVISION NO.	DESCRIPTION	DATE
1	ADDENDUM # 2	12/08/2023

HKS PROJECT NUMBER

26095.000

DATE

11/16/2023

ISSUE

ISSUE FOR BID AND

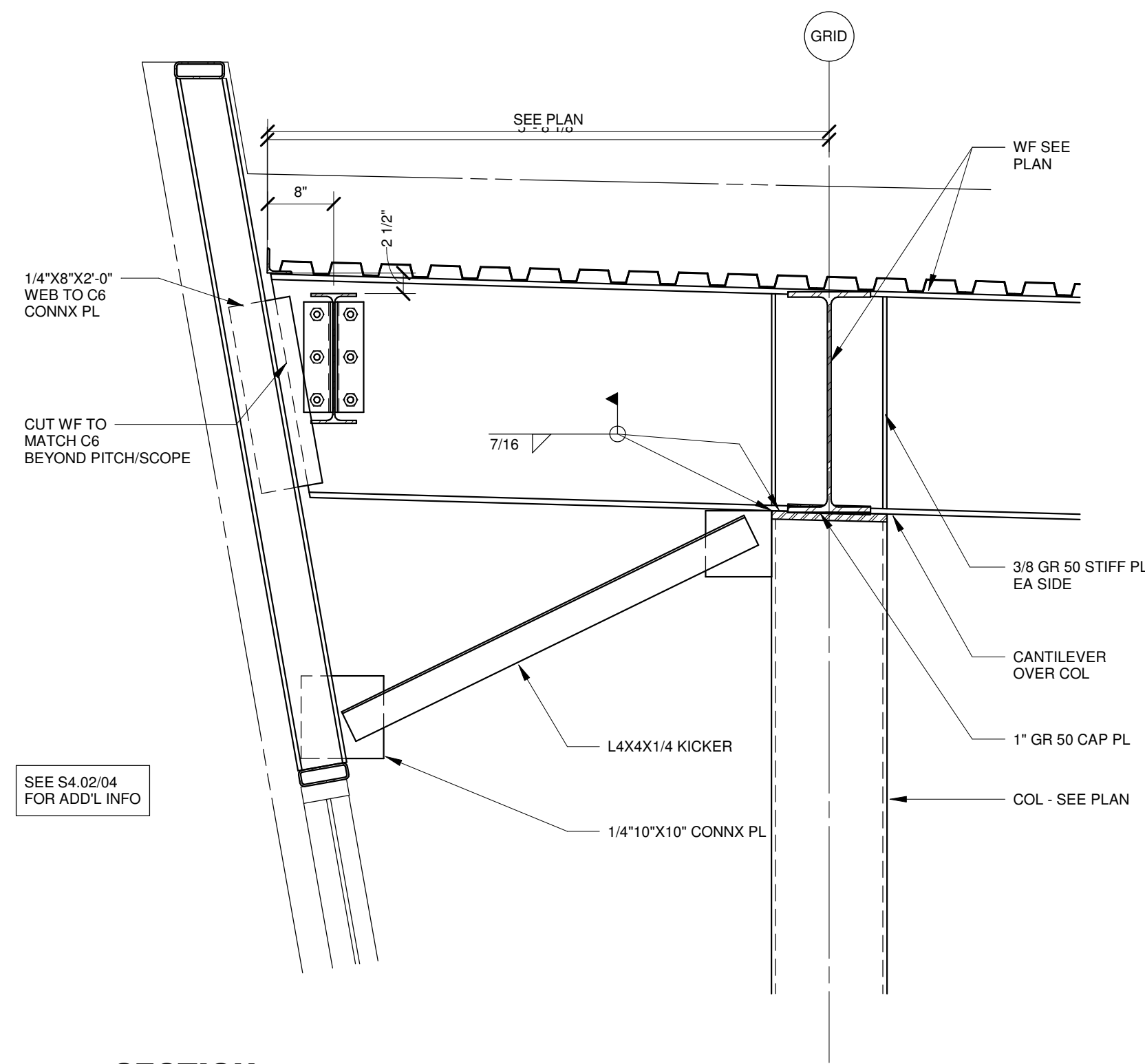
PERMIT

SECTIONS AND

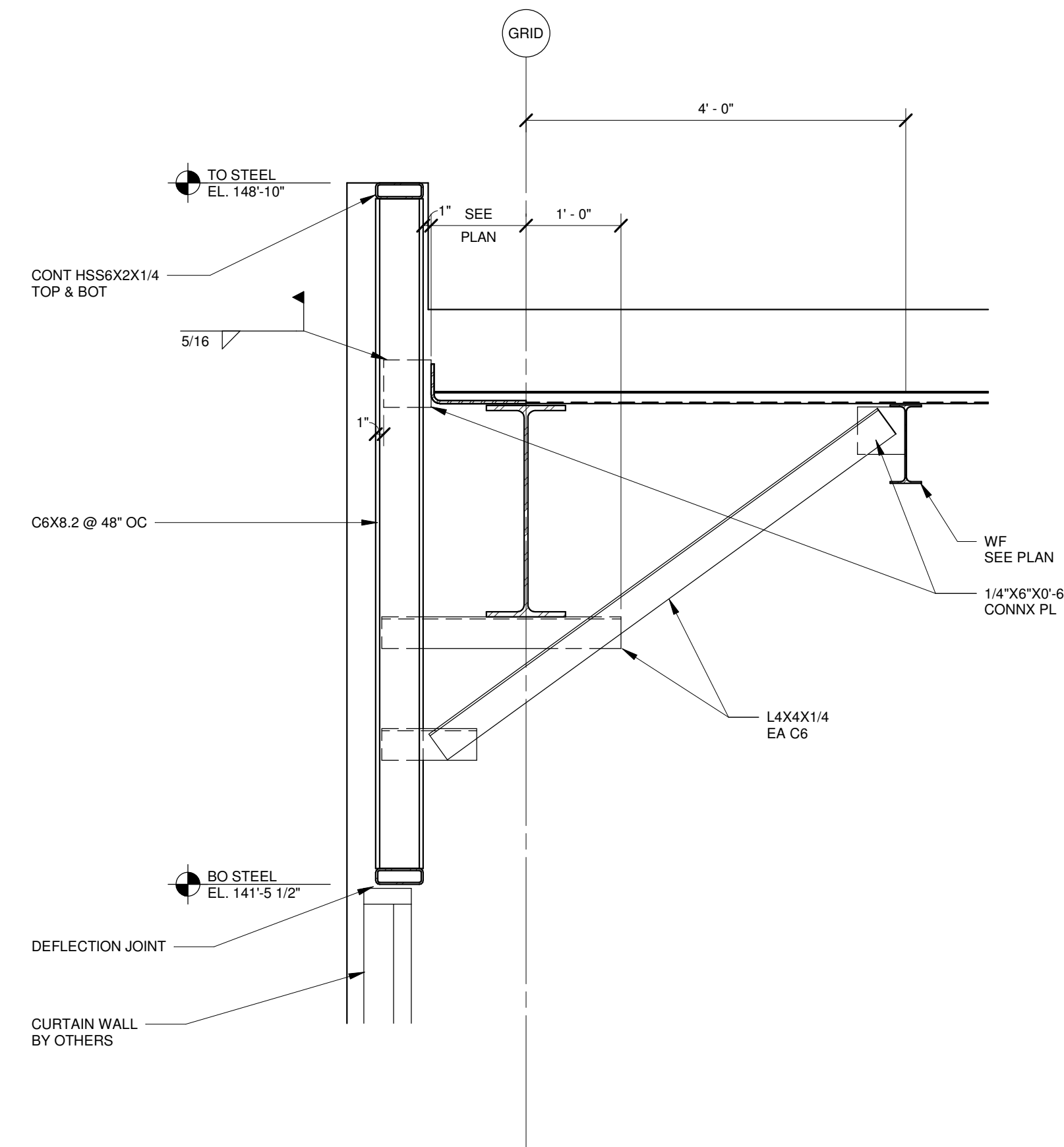
DETAILS

SHEET NO.

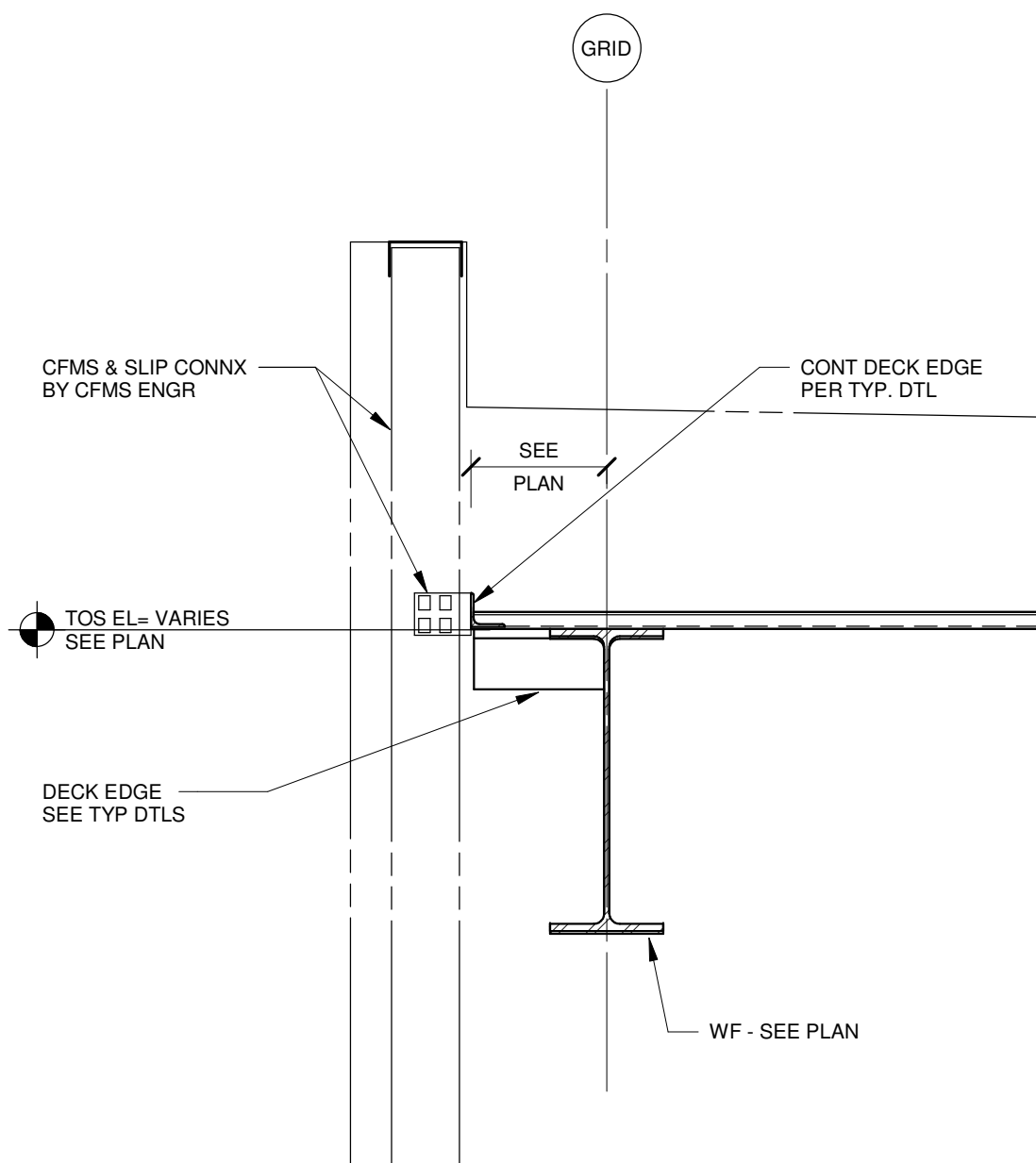
S4.03



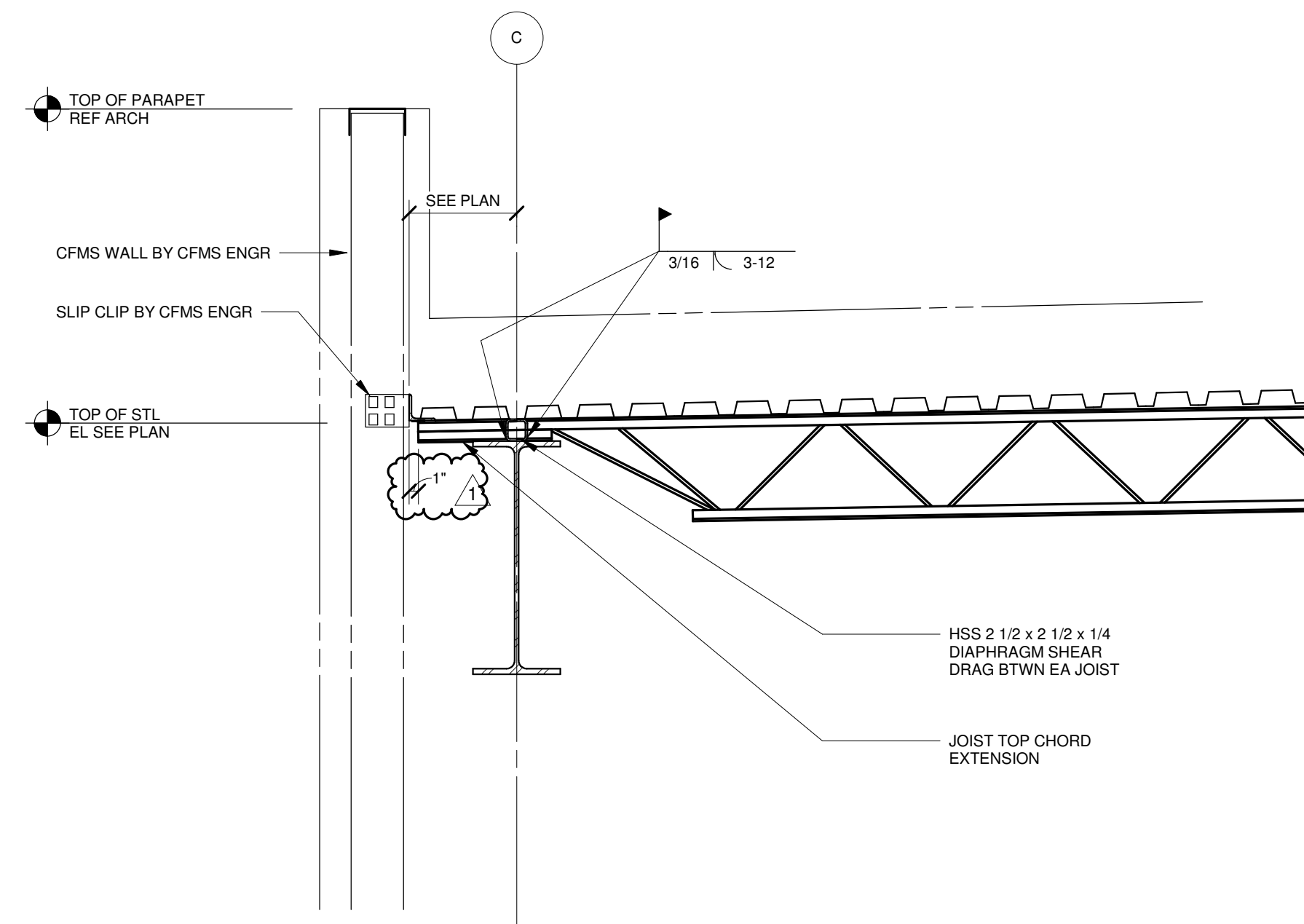
04 SECTION
3/4" = 1'-0"



03 SECTION
3/4" = 1'-0"



02 SECTION
3/4" = 1'-0"



01 SECTION
3/4" = 1'-0"