



Roseville Area Schools

Quality Teaching & Learning for All...Equity in All We Do

Roseville Area Schools, ISD 623

Public Hearing for Taxes Payable in 2024

DECEMBER 12, 2023

PRESENTED BY:

SHARI THOMPSON, DIRECTOR OF
BUSINESS SERVICES

Minnesota State Law Requirements

A Public Meeting...

- Between November 25th & December 28th
- At 6:00 PM or later
- May be part of regularly scheduled meeting
- Must allow for public comments
- May adopt final levy at same meeting

...and Presentation of:

- Current year budget
- Proposed property tax levy

Hearing Agenda



Background
Information on
School Funding



District's Budget



District's Proposed
Tax Levy for Taxes
Payable in 2024



Public Comments

MN Legislature Must Set Funding for Minnesota Public Schools

Minnesota Constitution ARTICLE XIII

MISCELLANEOUS SUBJECTS

Section 1

“UNIFORM SYSTEM OF PUBLIC SCHOOLS. The stability of a republican form of government depending mainly upon the intelligence of the people, it is the duty of the legislature to establish a general and uniform system of public schools. The *legislature shall make such provisions by taxation or otherwise* as will secure a thorough and efficient system of public schools throughout the state.”

As a Result, Funding is Highly Regulated

State Sets:

- Formulas which determine revenue; most revenue based on specified amounts per pupil
- Tax policy for local schools
- Maximum authorized property tax levy
 - Districts can levy less, but not more than amount authorized by state, unless approved by voters in November

State also authorizes school board to submit referendums for operating & capital needs to voters for approval

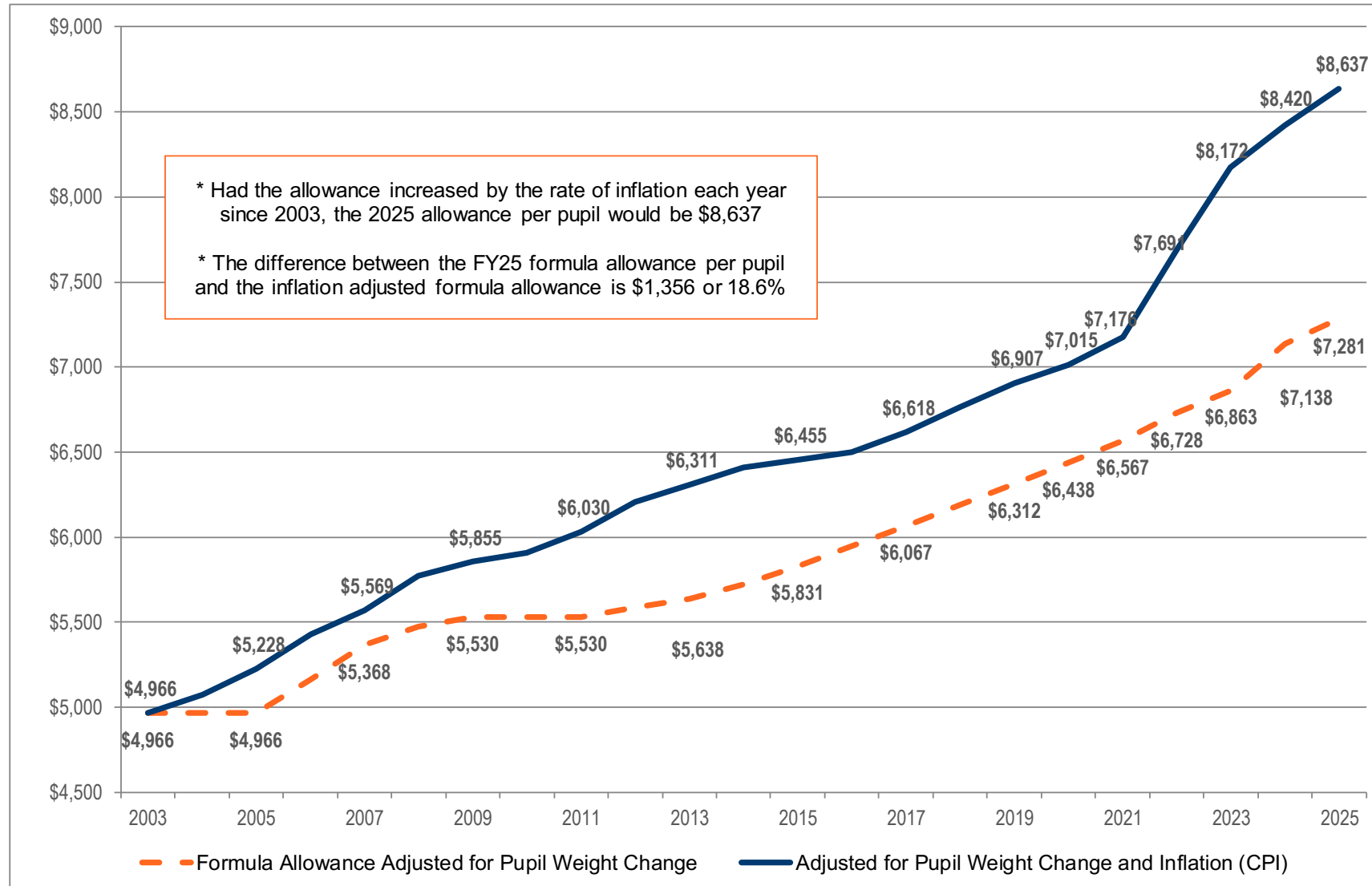
Basic General Education Formula Lags Inflation

- Since 2002-03, state General Education Revenue formula has not kept pace with inflation
- For Fiscal Year 2023-24, an increase of 4.00% or \$275 over previous year was approved
- For Fiscal Year 2024-25, an increase of 2.00% or \$143 over previous year was approved

Per-pupil allowance for Fiscal Year 2024-25 of \$7,281 would need to increase by another \$1,356 (18.6%) to have kept pace with inflation since 2002-03, resulting in an allowance of \$8,637

General Education Formula Allowance, 2003-2025

Adjusted for Pupil Weight Change and Inflation (CPI)



Source: MDE June 2023 Inflation Estimates and Minnesota Laws 2023

According to MN Department of Education (MDE):

FY 2022 costs of providing programs were underfunded statewide by \$712 million

Even with recent improvements in funding, by FY 2027 costs of providing programs statewide will be underfunded by \$408 million



Primary options to bridge funding gap are to cut regular program budgets or increase referendum revenue, most districts have done both

Underfunding
of Special
Education

Change in Tax Levy does not Determine Change in Budget



Tax levy is based on many state-determined formulas plus voter approved referendums



Some increases in tax levies are revenue neutral, offset by reductions in state aid



Expenditure budget is limited by state-set revenue formulas, voter-approved levies & fund balance



An increase in school taxes does not always correlate to an equal increase in budget

Difference in Levy Cycles



School District:

- Budget year begins July 1st
- 2024 taxes provide revenue for 2024-25 fiscal year
- Budget adopted in June 2024



City/County:

- Budget year begins Jan. 1st
- 2024 taxes provide revenue for 2024 calendar year budget

Budget Information

Because approval of school district budget lags certification of tax levy by six months, state requires only current year budget information be presented at this hearing. Fiscal Year 2024-25 budget will be adopted by School Board in June 2024.

School district budgets are divided into separate funds, based on purposes of revenue, as required by law.

Our District's Funds:

- General
- Food Service
- Community Service
- Building Construction
- Debt Service
- Internal Service
- OPEB* Trust
- OPEB* Debt Service

**Other Post-Employment Benefits*



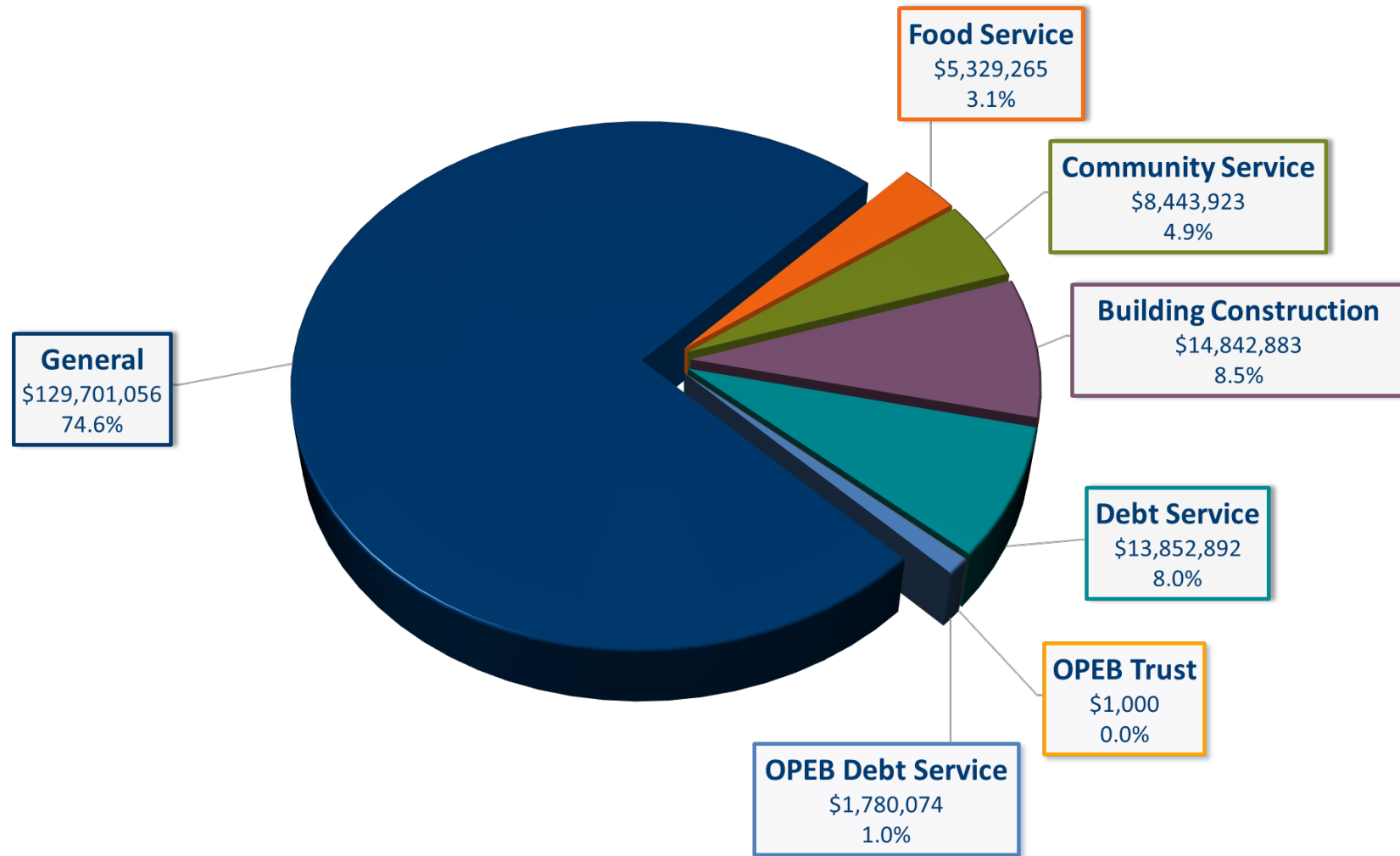
District Revenues & Expenditures
Actual for FY 2023, Budget for FY 2024

FUND	FISCAL 2023 BEGINNING	2022-23 ACTUAL		JUNE 30, 2023 ACTUAL	2023-24 BUDGET		JUNE 30, 2024 PROJECTED
	FUND BALANCES	REVENUES & TRANSFERS IN	EXPENDITURES & TRANSERS OUT	FUND BALANCES	REVENUES & TRANSERS IN	EXPENDITURES & TRANSERS OUT	FUND BALANCES
General/Restricted	\$1,780,654	\$18,422,654	\$16,966,875	\$3,236,433	\$17,191,292	\$16,902,914	\$3,524,811
General/Other	3,357,481	115,263,546	111,488,531	7,132,496	112,509,764	110,919,306	8,722,954
Food Service	3,504,187	5,275,550	4,820,198	3,959,539	5,329,265	5,576,880	3,711,924
Community Service	2,035,459	8,537,950	7,979,136	2,594,273	8,443,923	8,402,419	2,635,777
Building Construction	26,279,833	430,280	15,241,150	11,468,963	14,842,883	9,000,000	17,311,846
Debt Service	2,348,976	12,674,185	14,131,956	891,205	13,852,892	13,779,093	965,004
Internal Service	640,575			581,184			564,048
OPEB* Irrevocable Trust	6,275,359	(66,251)	696,675	5,512,433	1,000	813,000	4,700,433
OPEB* Debt Service	194,523	1,200,359	1,181,637	213,245	1,780,074	1,720,775	272,544
Total All Funds	46,417,047	161,738,273	172,506,158	35,589,771	173,951,093	167,114,387	42,409,341

*Other Post Employment Benefits

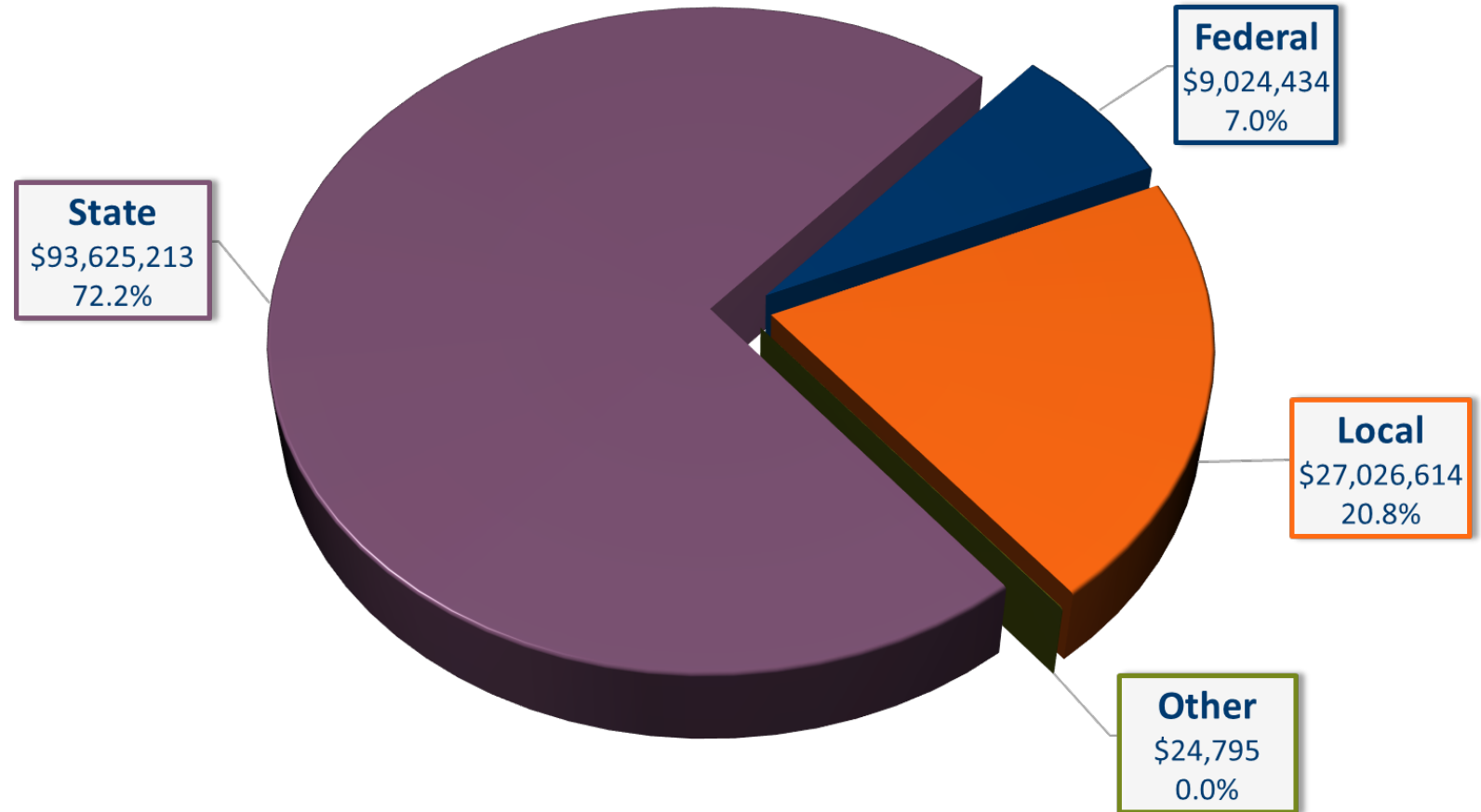
Revenue - All Funds -

2023-24 Budget
\$173,951,093



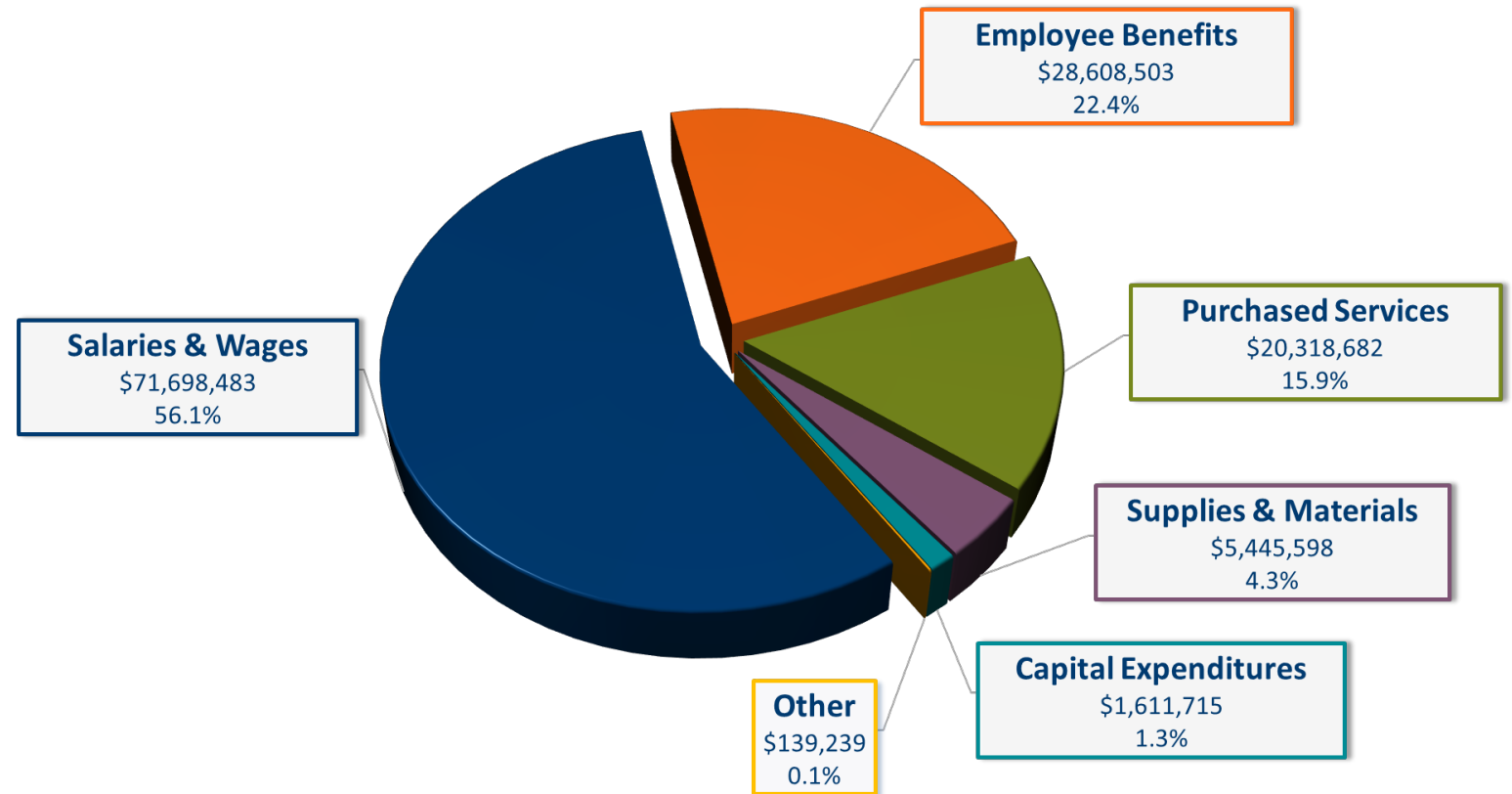
General Fund Revenue

2023-24 Budget
\$129,701,056



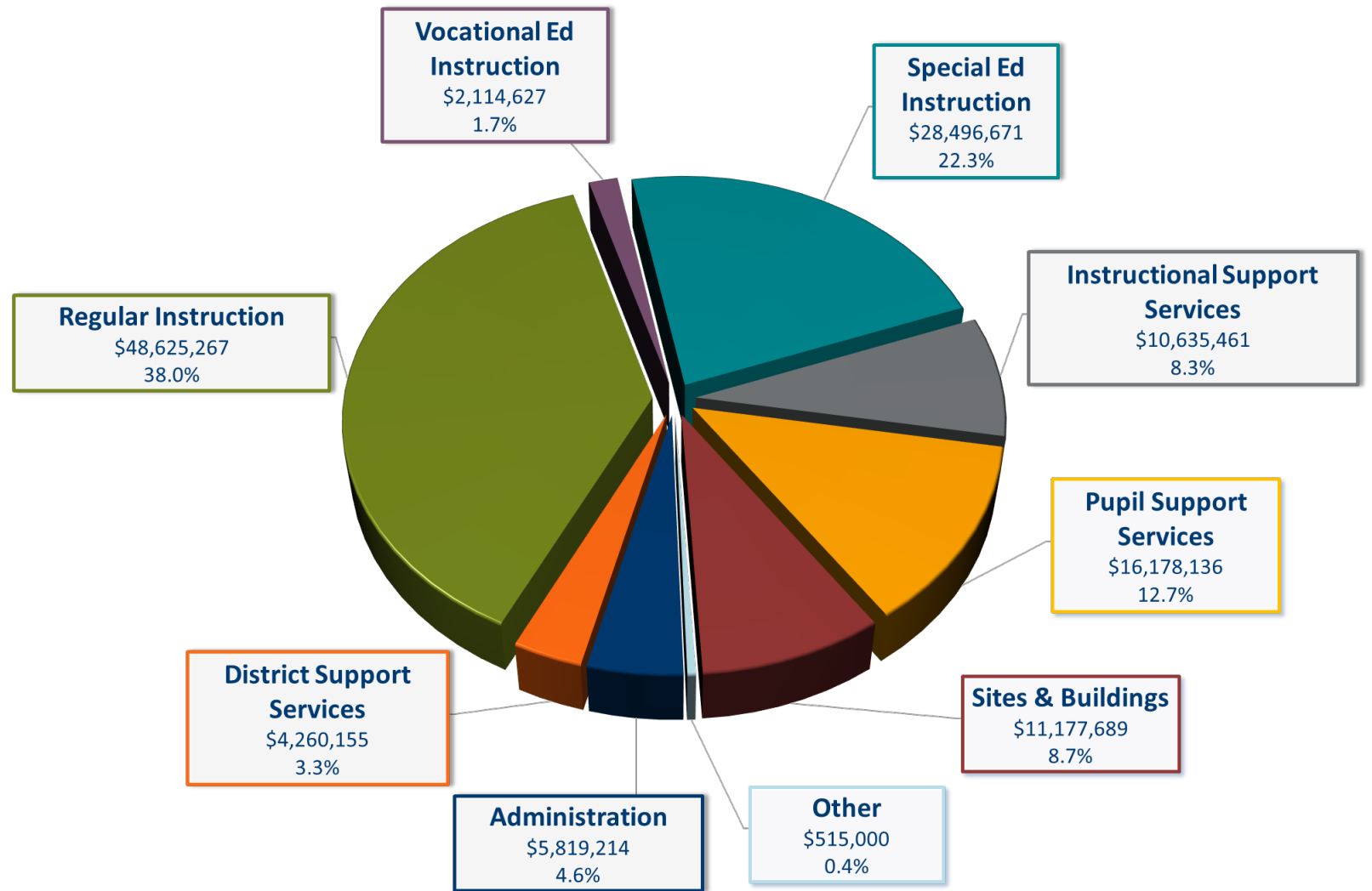
General Fund Expenditures - by Object -

2023-24 Budget
\$127,822,220



General Fund Expenditures - by Program -

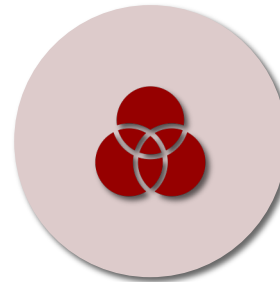
2023-24 Budget
\$127,822,220



Payable 2024 Property Tax Levy



Determination of levy



Compare 2023 to 2024 levies



Reasons for changes in tax
levy



Impact on taxpayers

Property Tax Background

- Every owner of taxable property pays property taxes to various “taxing jurisdictions” (county, city/township, school district, special districts) in which property is located
- Each taxing jurisdiction sets own tax levy, often based on limits in state law
- County sends bills, collects taxes from property owners & distributes funds back to other taxing jurisdictions

Sample of parcel specific notice mailed to every property owner between November 11 & November 24

Contents:

- Proposed property taxes compared to last year
 - By taxing jurisdiction
 - By voter approved & other for school district
- Time & place of public meetings



Spruce County
Jane Smith, Auditor-Treasurer
345 12th Street East, Box 78
Spruceville, MN 55555-5555
(555) 345-6789
www.co.spruce.mn.us

TAXPAYER(S):
John and Mary Johnson
123 Pine Rd S
Spruceville, MN 55555-5555

Property Information
PIN Number: 01.234.56.789.R1 **Property Address:** 789 Pine Rd S
Spruceville, MN 55555

Property Description:
Lot 1, Block 1, Spruce Acres Subdivision

PROPOSED TAXES 2024			
THIS IS NOT A BILL. DO NOT PAY.			
Step 1	VALUES AND CLASSIFICATION		
	Taxes Payable Year	2023	2024
	Estimated Market Value	\$125,000	\$150,000
	Homestead Exclusion	\$	\$23,800
	Taxable Market Value	\$125,000	\$126,200
Step 2	PROPOSED TAX		
	Property Taxes before credits	\$1,479.52	
	School building bond credit	\$ 12.00	
	Agricultural market value credit		
	Other credits		
Step 3	Property Taxes after credits	\$1,467.52	
	PROPERTY TAX STATEMENT		
	Coming in 2024		
	The time to provide feedback on PROPOSED LEVIES is NOW		
	It is too late to appeal your value without going to Tax Court.		

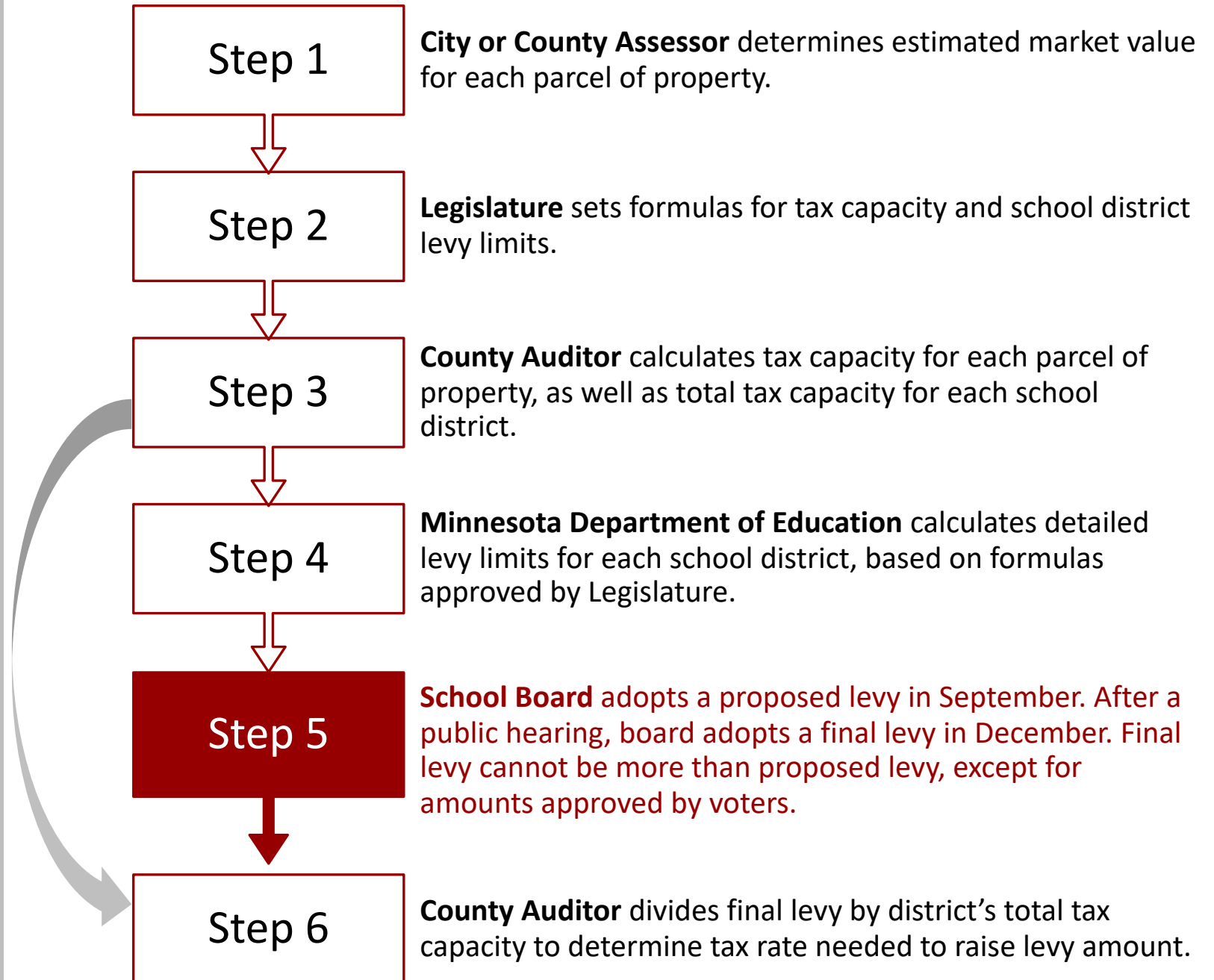
Proposed Property Taxes and Meetings by Jurisdiction for Your Property			
Contact Information	Meeting Information	Actual 2023	Proposed 2024
State General Property Tax	No public meeting	\$0	\$0
County of Spruce Spruce County Courthouse 123 Spruce St Spruceville, MN 55555 www.co.spruce.mn.us (555) 123-4567	December 6, 7:00 PM	\$438.06	\$484.18
City of Spruceville Mayor's Office 456 Spruce St Spruceville, MN 55555 www.ci.spruceville.mn.us (555) 123-7654	December 2, 6:30 PM Spruceville City Hall	\$273.79	\$312.06
Spruceville School District 999 150 1st St N Spruceville, MN 55555 www.spruceville.k12.mn.us (555) 123-6789 Voter Approved Levies Other Levies	December 9, 7:00 PM Spruceville High School Cafeteria	\$289.35 \$340.11	\$296.68 \$374.60
Your school district was scheduled to hold a referendum at the November general election. If the referendum was approved by the voters, the school district's voter approved property tax for 2024 may be higher than the proposed amount shown on this notice.			
Total excluding any special assessments		\$1,341.31	\$1,467.52 9.4%

School District Property Taxes

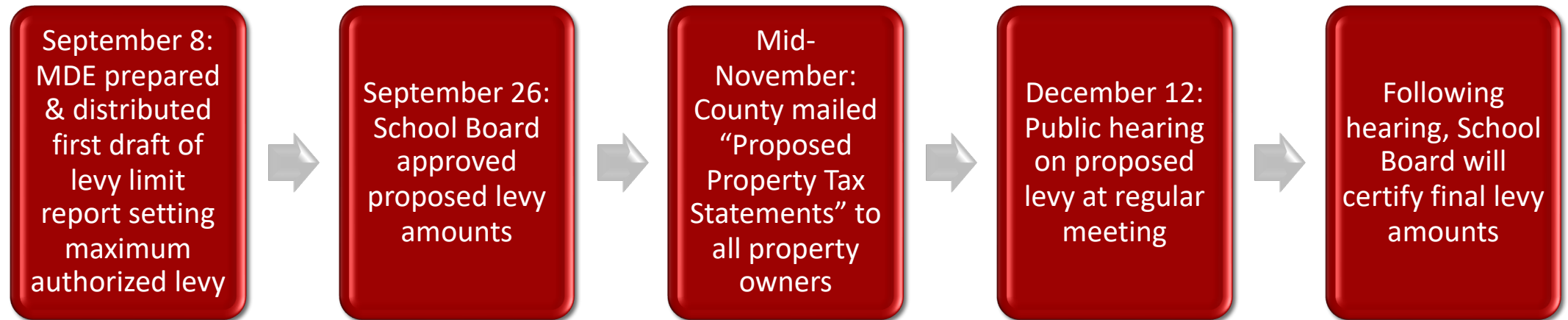
- Each school district may levy taxes in over 40 different categories
- Maximum levy amounts (calculated by MDE) for each category are set by:
 - State law
 - Voter approval
- Property Tax Process
 - Key steps in process are summarized on next slide
 - Any of these steps may affect taxes on a parcel of property, but district has control over only 1 of 6 steps

School District Property Tax Process

Note: For certain levy categories, tax rates & levy amounts are based on referendum market value, rather than tax capacity.



Approval of District's Tax Levy in 2023 (Payable 2024)



The background of the slide features a blurred image of financial documents. In the foreground, there is a tablet displaying a bar chart. Below it, a printed document shows a bar chart with blue bars and a red line graph. A pen is visible on the left side of the documents.

Overview of District's Proposed Tax Levy

- Proposed Payable 2024 tax levy is an increase from 2023 of \$3,225,936 or 7.1%
- Changes by levy category and reasons for major increases & decreases in levy are included on following slides

Comparison of Actual Tax Levy Payable in 2023 to Proposed Levy Payable in 2024

Fund Levy Category	Actual Levy Payable in 2023	Proposed Levy Payable in 2024	\$ Change	% Change
General				
Voter Approved Operating Referendum	\$15,349,481	\$15,989,118	\$639,637	
Local Optional Revenue (LOR)	5,778,541	5,830,958	52,418	
Equity	613,617	595,705	(17,911)	
Operating Capital	926,603	1,103,736	177,134	
Alternate Teacher Compensation	693,157	684,871	(8,286)	
Achievement and Integration	527,110	539,457	12,348	
Long Term Facilities Maintenance	8,058,868	8,242,113	183,245	
Instructional Lease	2,207,742	2,211,384	3,642	
Other	1,142,644	1,177,168	34,524	
Prior Year Adjustments	(4,894,357)	(3,429,275)	1,465,082	
Total, General Fund	\$30,403,404	\$32,945,235	\$2,541,830	8.4%
Community Service				
Basic Community Education	\$413,137	\$414,643	\$1,506	
Early Childhood Family Education	229,499	221,444	(8,055)	
School-Age Child Care	450,000	455,000	5,000	
Other	13,859	14,150	291	
Prior Year Adjustments	26,725	(34,782)	(61,507)	
Total, Community Service Fund	\$1,133,220	\$1,070,455	(\$62,766)	-5.5%
Debt Service				
Debt Service Fund	\$14,082,266	\$14,829,136	\$746,871	5.3%
Total Levy, All Funds	\$45,618,890	\$48,844,826	\$3,225,936	7.1%
Subtotal by Truth in Taxation Categories:				
Voter Approved	25,593,076	26,422,667	829,591	
Other	20,025,814	22,422,159	2,396,345	
Total	\$45,618,890	\$48,844,826	\$3,225,936	7.1%

Explanation of Levy Changes

Category:

General Fund - Voter Approved Operating Referendum

Change:

+\$639,637

Use of Funds:

General Operating Expenses

Reasons for Change:

- Existing voter approved authority includes an annual inflationary increase
- Inflation factors are determined by State, as set in statute

Explanation of Levy Changes

Category:

General Fund – Prior Year Adjustments

Change:

+\$1,465,082

Use of Funds:

Various

Reason for Change:

Initial levies are based on estimates. In later years, amounts are updated and levies are retroactively adjusted.

Explanation of Levy Changes

Category:

Debt Service Fund

Change:

+\$746,871

Use of Funds:

Principal & Interest Payments on Existing Debt

Reason for Change:

Levies are coordinated with other capital levies to maintain a level or declining tax rate

Factors Impacting Individual Taxpayers' School Taxes

Many factors can cause a tax bill for an individual property to increase or decrease from year to year

- Changes in value of individual property
- Changes in total value of all property within District
- Increases or decreases in levy amounts caused by changes in state funding formulas, local needs & costs, voter-approved referendums & other factors

What's happening with each slice?

Higher Market Value Increase = Bigger Slice



Lower Market Value Increase = Smaller Slice



Each Property Owner pays a portion of the pie

Impact of Property Valuations

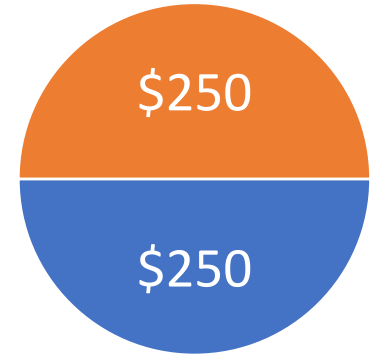
Two properties in the district

- Both houses are valued at \$100,000

Total levy of \$500

- Each property will pay \$250 of levy

\$100,000



\$100,000



Impact of Property Valuations

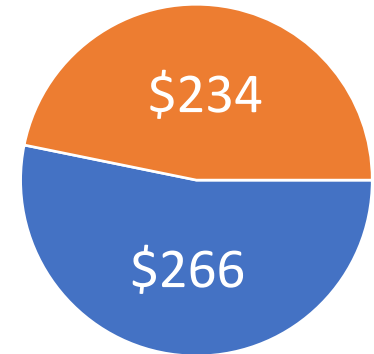
Two properties in the district

- Orange house value increases by 10%
- Blue house value increases by 25%

Total levy of \$500

- School District will still generate the same amount of levy even though values increased
- Orange house pays less
- Blue house pays more

\$110,000



\$125,000



Four Year School Levy Comparison

- Examples include school district taxes only & are shown based on no change and a 14.4% increase in property value for residential homes over the past four years
 - Actual changes in value may be more or less than this for any parcel of property
 - Intended to provide a fair representation of what happened to school district property taxes over this period for typical properties
- Examples are for property in City of Roseville
- Amounts for 2024 are preliminary estimates; final amounts could change slightly
- Estimates prepared by Ehlers (District's municipal financial advisors)

Estimated Changes in School Property Taxes, 2021 to 2024
Based on No Changes in Property Values

Type of Property	Estimated Market Value	Actual Taxes Payable in 2021	Actual Taxes Payable in 2022	Actual Taxes Payable in 2023	Estimated Taxes Payable in 2024	Change in Taxes 2021 to 2024	Change in Taxes 2023 to 2024
Residential Homestead	\$150,000	\$648	\$744	\$643	\$665	\$17	\$22
	250,000	1,157	1,307	1,135	1,170	13	35
	350,000	1,666	1,869	1,626	1,675	9	49
	450,000	2,166	2,423	2,110	2,172	6	62
	550,000	2,686	2,995	2,611	2,686	0	75
Commercial/ Industrial #	\$100,000	\$486	\$525	\$464	\$478	-\$8	\$14
	500,000	2,799	2,920	2,612	2,675	-124	63
	750,000	4,278	4,444	3,981	4,075	-203	94
	1,000,000	5,756	5,968	5,349	5,474	-282	125
	1,500,000	8,714	9,016	8,087	8,272	-442	185

For commercial-industrial property, amounts above are for property in Roseville. Taxes for commercial-industrial property in other municipalities may be slightly different, due to the impact of the Fiscal Disparities Program.

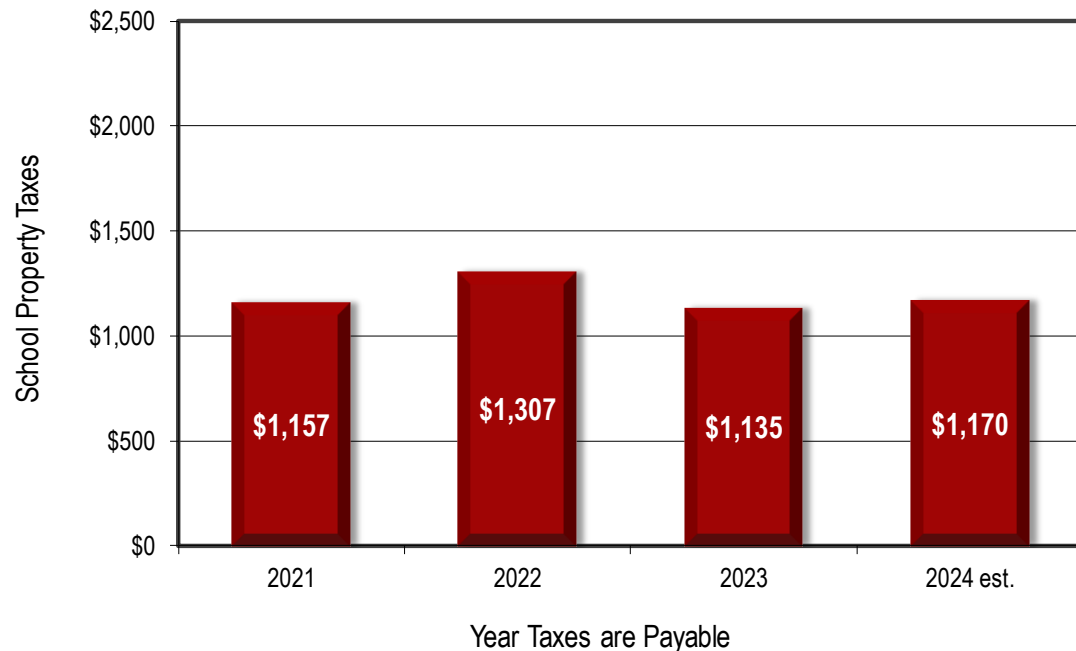
General Notes

1. Amounts are based on school district taxes only, and do not include taxes for city or township, county, state, or other taxing jurisdictions.
2. Estimates of taxes payable in 2024 are preliminary, based on the best data available.
3. For all examples of properties, taxes are calculated based on no changes in estimated market value from 2021 to 2024.

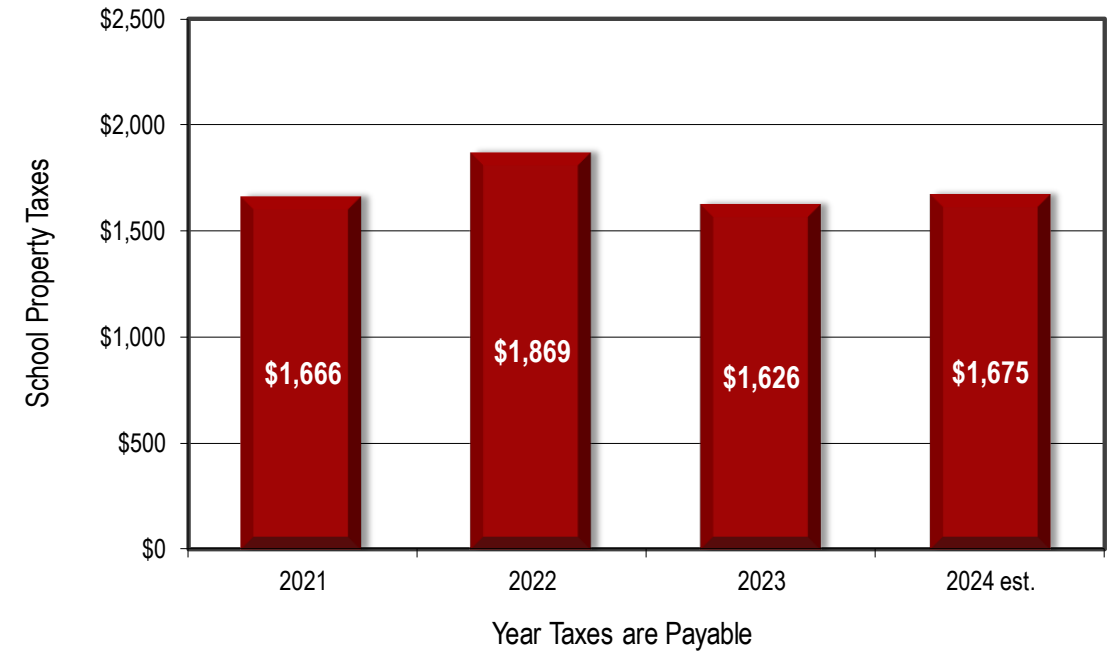
Estimated Changes in School Property Taxes, 2021-24

Based on No Changes in Property Value

Example 1: \$250,000 Residential Homestead Property



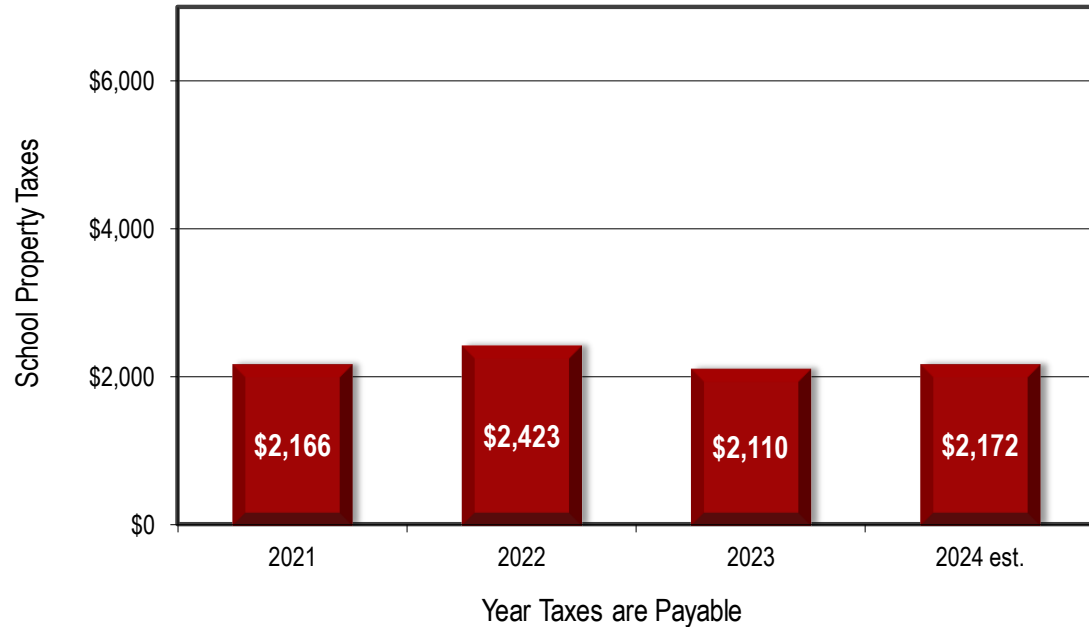
Example 2: \$350,000 Residential Homestead Property



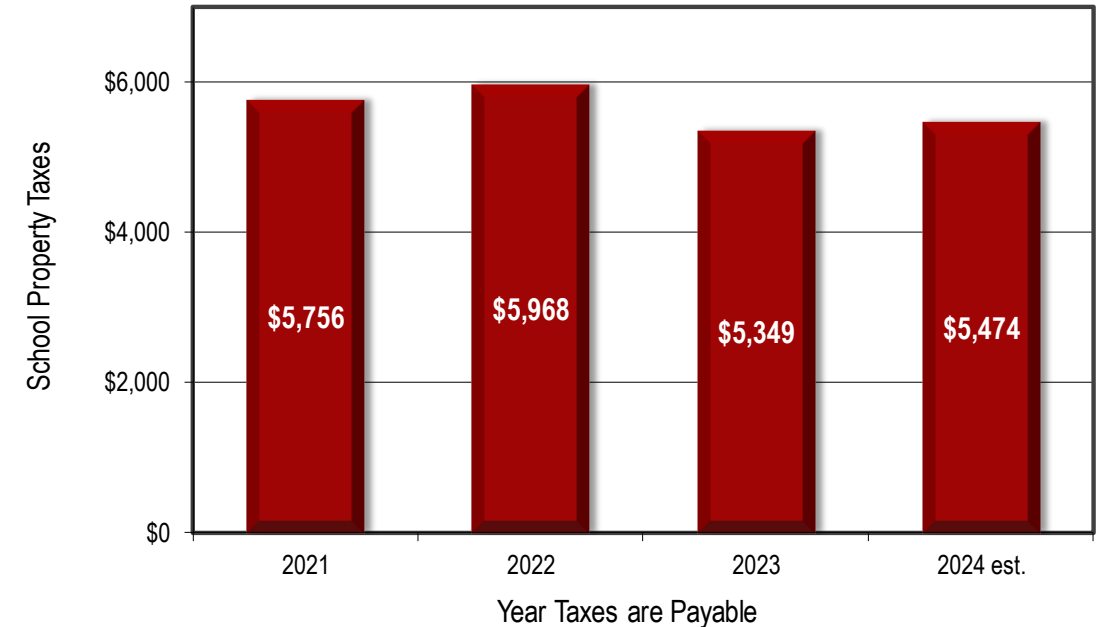
Estimated Changes in School Property Taxes, 2021-24

Based on No Changes in Property Value

Example 3: \$450,000 Residential Homestead Property

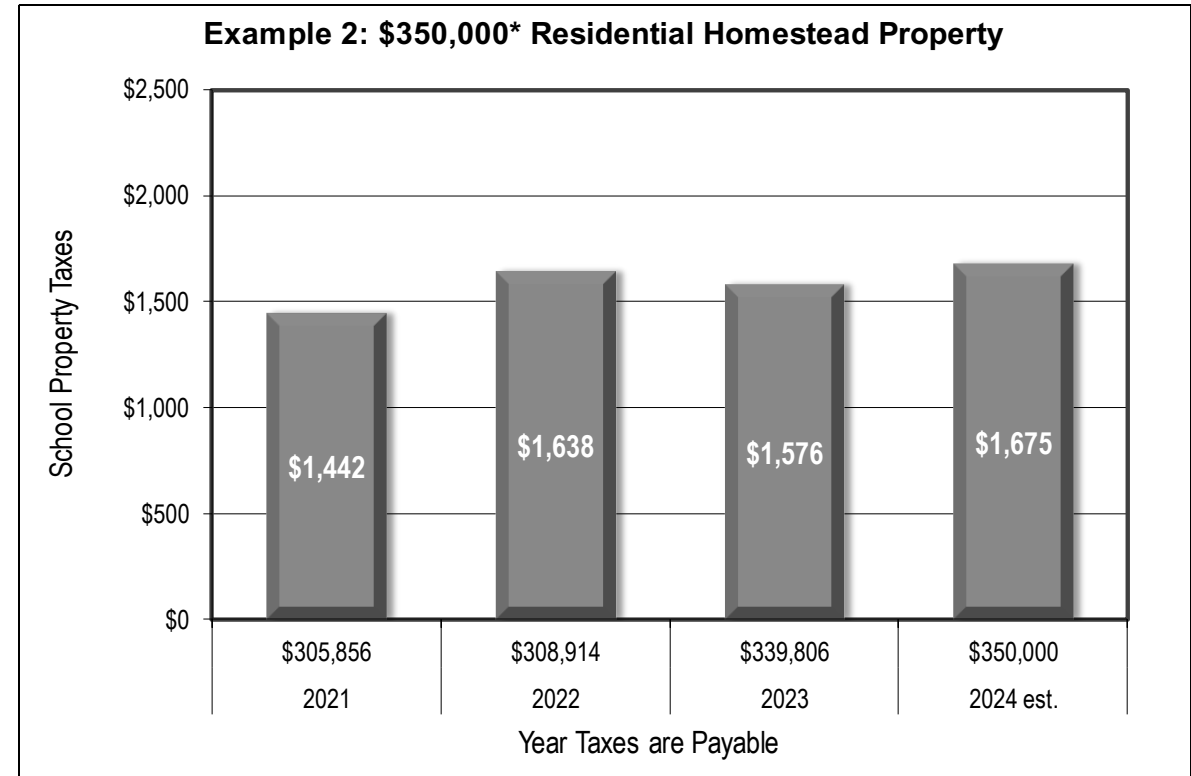
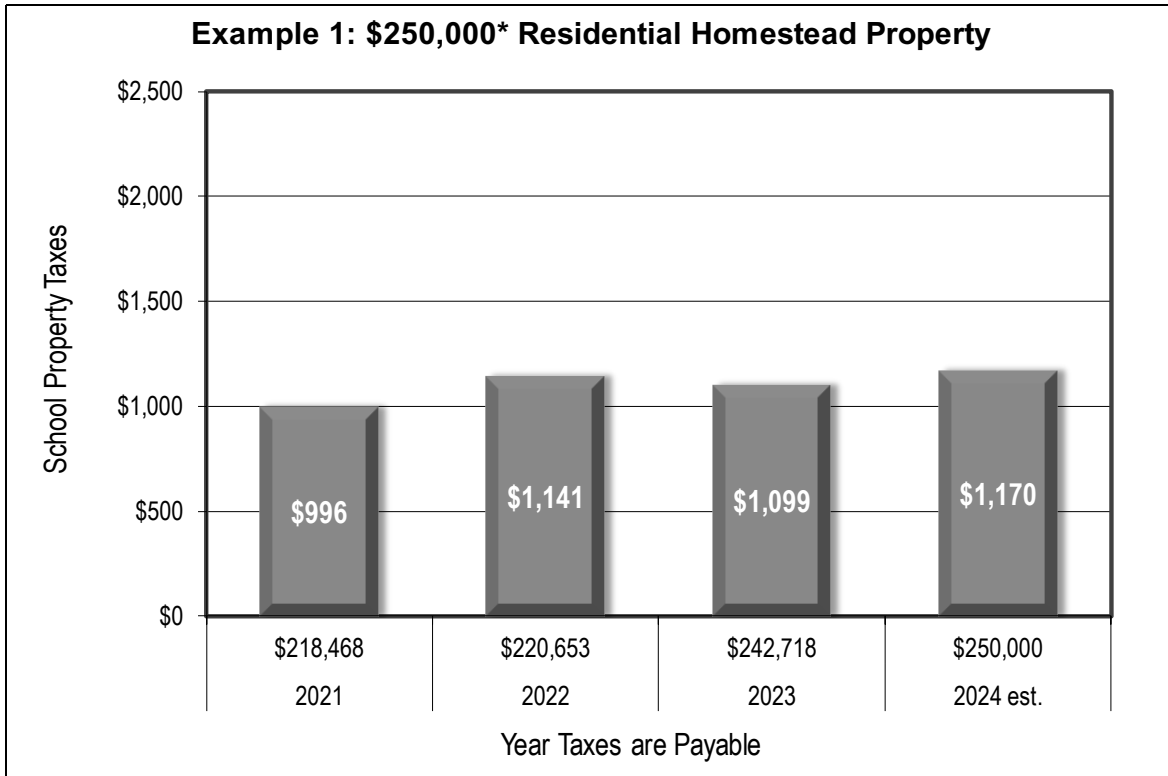


Example 4: \$1,000,000 Commercial - Industrial Property



Estimated Changes in School Property Taxes, 2021-24

Based on 14.4% Cumulative Changes in Property Value



* Estimated market value for taxes payable in 2024. Taxes are calculated based on changes in market value of 1.0% from 2021 to 2022, 10.0% from 2022 to 2023 and 3.0% from 2023 to 2024.

State Property Tax Refunds & Deferral

Homestead Credit Refund

- Available for all homestead property, both residential and agricultural (house, garage and one acre (HGA) only)
- Refund is sliding scale, based on total property taxes and income (maximum refund is \$3,140 for homeowners and \$2,440 for renters)

Special Property Tax Refund

- Available for all homestead property, both residential & agricultural (HGA only) with a gross tax increase of at least 6% and \$100 over prior year
- Refund is 60% of tax increase that exceeds greater of 6% or \$100 (max \$2,500)

Senior Citizen Property Tax Deferral

- Allows people 65 years of age or older with household income of \$96,000 or less to defer a portion of property taxes on their home
- Deferred property taxes plus accrued interest must be paid when home is sold or homeowner(s) dies

Next Steps



Board accepts public
comments on
proposed levy

Board certifies 2024
property tax levy



Roseville Area Schools

Quality Teaching & Learning for All...Equity in All We Do

PUBLIC COMMENTS