




# Office 365 Resources

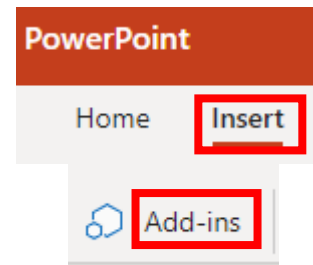
## Pear Deck: Getting the Add-in for PowerPoint Online

1. The Pear Deck Add-in is for using Pear Deck with PowerPoint online.

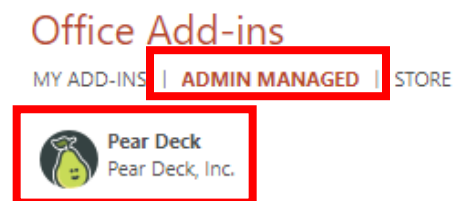
To get the add-in, first open your office 365 account. Next, click on the **PowerPoint icon** to open PowerPoint online.



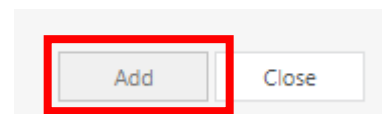
2. Click on **Insert**, then click **Add-ins**.



3. Click on **ADMIN MANAGED** and select **Pear Deck**.



4. Click **Add**.



5. To find the Add-in when ready to use, go to the Home screen and to the right of the tool bar, click on the **ellipsis**.

