


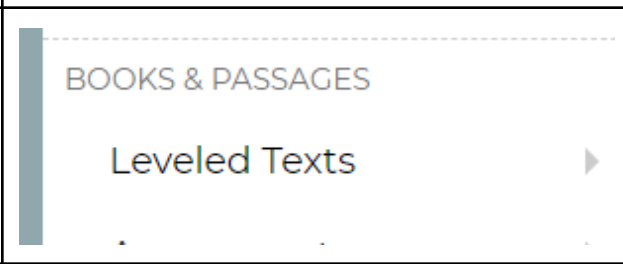
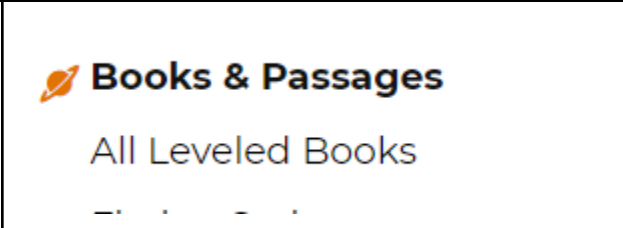
Handbook for Using RAZ Plus  
(includes Reading A-Z and RAZ Kids)

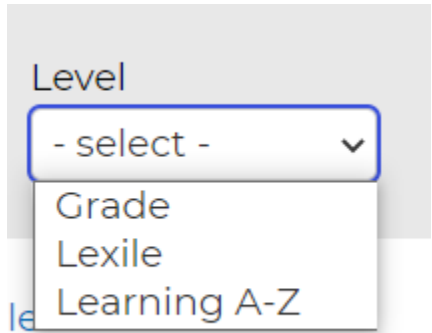
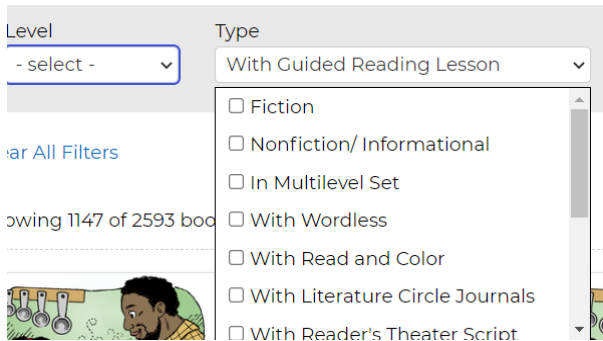
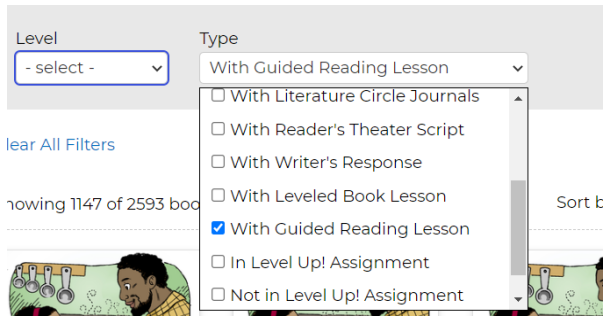
### To Determine a student's Reading Level

- Use Benchmark passage and quiz from any level in RAZ Plus OR
  - [Benchmark Passages](#)
  - Benchmark books (Level aa to J only)
- iReady grade level equivalent OR
- F&P Assessment

### Reading Instruction

Reading Instruction in RAZ Plus: <https://www.raz-plus.com/>  
(every special education teacher in the district has access)

<ul style="list-style-type: none"><li>• Click Resources on the left:</li></ul>	 <p>The screenshot shows the RAZ-Plus logo at the top. Below it is a purple navigation bar with the word 'RESOURCES' in white, followed by a downward arrow. A light blue box is visible below the navigation bar.</p>
<ul style="list-style-type: none"><li>• Click Leveled Text</li></ul>	 <p>The screenshot shows a section titled 'BOOKS &amp; PASSAGES'. Below this title, the text 'Leveled Texts' is displayed in a larger font, with a right-pointing arrow to its right. A vertical grey bar is on the left side of the section.</p>
<ul style="list-style-type: none"><li>• Click All Leveled Text</li></ul>	 <p>The screenshot shows a section titled 'Books &amp; Passages' with an orange planet icon to the left. Below the title, the text 'All Leveled Books' is displayed. At the bottom, there are small navigation icons: a left arrow, a dot, a right arrow, and another dot.</p>

<ul style="list-style-type: none"><li>● You can also filter by<ul style="list-style-type: none"><li>○ Content Area</li><li>○ Additional Texts</li><li>○</li></ul></li></ul>	<div><div> <b>Books &amp; Passages</b></div><div><div>All Levelled Books</div><div>Fiction Series</div><div>Nonfiction Series</div><div>Classics</div><div>Genres</div><div>Close Read Passages</div></div></div> <div><div> <b>Content Area</b></div><div><div>Art &amp; Music</div><div>Math</div><div>Science</div><div>Social Stories</div><div>Social Studies</div><div>Theme &amp; News Packs</div></div></div> <div><div> <b>Additional Texts</b></div><div><div>Graphic, Comic, &amp; Humor</div><div>Poetry, Rhymes, &amp; Songs</div><div>Shared Reading</div><div>Trade Book Resources</div></div></div>
<p>Under All Levelled Books, select Learning A-z</p>	
<p>You can also filter by Multiple other areas under type:</p>	
<p>I filtered with “With Guided Reading Lesson” - to be sure the book has guided reading lesson plans</p>	

Click and a rainbow of levels aa-Z appear, select your students' reading level. I chose Level V

Level: Learning A-Z | Type: With Guided Reading Lesson | Grade: 4 | Fountas & Pinnell: R | Lexile: 820L-1030L

Select Reading Levels


aa A B C D E F G H I J K L M N O P Q R S T U **V** W X Y Z Z1 Z2

[Clear All Filters](#)


I then see there are 34 books at Level V with a Guided Reading lesson

Showing 34 of 2593 books | Sort by: Alphabetical A to Z | View: [Grid Icon]

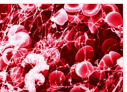
**V Level V**




**Alternative Fuel Cars**  
Lexile 950L  
Nonfiction | Informational



**Ancient Cliff Dwellers**  
Lexile 1010L  
Nonfiction | Informational




**Book of Blood**  
Lexile 360L  
Nonfiction | Informational



**Bullying Hurts Everyone**  
Lexile 970L  
Nonfiction | Informational

I selected *Ancient Cliff Dwellers* You see there is a short synopsis of the book, I can assign it to my students or I can add it to my file cabinet, or a folder

[Books & Passages](#) > [All Levelled Books](#) > [Ancient Cliff Dwellers](#)










**Ancient Cliff Dwellers**  
Informational (nonfiction), 2018 words, Level V (Grade 4), Lexile 1010L.

Mesa Verde National Park is located where the states of Utah, Colorado, Arizona, and New Mexico meet. *Ancient Cliff Dwellers* tells about the people who have lived in this area from prehistoric times to the present. It traces the history of the Paleo-Americans, Archaic people, Ancient Puebloans, and their modern-day descendants to tell how their way of life has changed over time.

[Assign](#) [Add To...](#)

Scrolling down I see on the left:  
I printed out the Single-Sided Book - it reads like an assignment from class

### Book Resources

- Single-Sided Book   Projectable 
- Double-Sided Book  
- Pocketbook  

### More Languages

- X** Spanish

### More Book Options

- Kurzweil 3000 Format 

On the right I have a myriad options for instruction:

- Guided Reading Lesson (a week's worth of reading instruction)
- Lesson Supplement (shorter lessons, Text Dependent Questions)
- Complete Vocabulary A-Z lesson (you can edit the vocab lesson at Vocabulary A-Z)
- Lessons on a reading strategy, comprehension strategy, grammar & mechanics, word work,
- Discussion Cards
- Comprehension Quiz

#### Digital Previews

Listen  
Read  
Quiz

#### Lesson Resources


Guided Reading Lesson    
Lesson Supplement  

#### Preteach the Vocabulary

##### Story Words

adapt, adobe, ancestral, archaeologists, arid, artifacts, kiva, petroglyphs, pictographs, pit house, prehistoric, pueblo, sipapu

Premade Vocabulary Lesson 

Edit this lesson at [VocabularyA-Z.com](https://www.vocabularya-z.com) 

#### Teach the Objectives

All Worksheets  

#### Reading Strategy

Use the reading strategy of asking and answering questions to understand informational text

Worksheet   | Printable 


Guided Reading Lesson in pdf (5 pages of lesson plans)

#### Reading A-Z

Lesson Plan

LEVEL **V**

Ancient Cliff Dwellers



##### About the Book

Text Type: Nonfiction/Informational Page Count: 22 Word Count: 2,018

##### Book Summary

Mesa Verde National Park is located where the states of Utah, Colorado, Arizona, and New Mexico meet. *Ancient Cliff Dwellers* tells about the people who have lived in this area from prehistoric times to the present. It traces the history of the Paleo-Americans, Archaic people, Ancestral Puebloans, and their modern-day descendants to tell how their way of life has changed over time.

##### About the Lesson

##### Targeted Reading Strategy

- Ask and answer questions

##### Objectives

- Use the reading strategy of asking and answering questions to understand informational text
- Identify main ideas and details in informational text
- Recognize and form plural nouns
- Recognize and use content vocabulary

##### Materials

Green text indicates resources available on the website

- Book—*Ancient Cliff Dwellers* (copy for each student)
- Chalkboard or dry erase board
- KWL, main idea and details, content vocabulary worksheets
- Discussion cards

## Lesson Supplement (2 pages of lessons)

### Reading A-Z

Lesson Supplement

LEVEL **V**

Ancient Cliff Dwellers

#### Key Question

How did the people in the Four Corners adapt to their changing environment? Why?

#### Vocabulary

##### Academic vocabulary

- evidence (n.), represent (v.), tradition (n.)

Discuss each academic vocabulary word with students. Point to the use of each word in the book, and then use each word in a different model sentence. Have students work in groups to create posters for these words. Include on each poster: the word and its part of speech, the definition, the word in an example sentence, and a picture (if possible) illustrating the meaning of the word. Hang these posters up in the classroom for students to see and refer to as they encounter the words within texts, lessons, and assignments.

##### Story words

- adapt (v.), adobe (n.), ancestors (n.), artifacts (n.), prehistoric (adj.), pueblo (n.)

##### Enrichment words

- archaeologists (n.), arid (adj.), kiva (n.), petroglyphs (n.), pictographs (n.), pit house (n.), sipapu (n.)


Go to [VocabularyA-Z.com](http://VocabularyA-Z.com) for a pre-made vocabulary lesson for Ancient Cliff Dwellers.

#### Text features: Table of contents

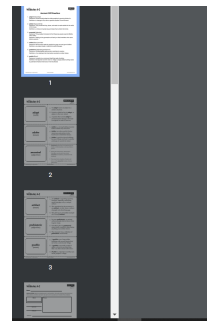
Before reading, have students locate the table of contents on page 3. Review the headings listed in the table of contents. Ask students: *What information would you expect to find under each of the headings? Why do the page numbers in the table of contents skip certain numbers? Explain that the table of contents is important to locate information within text.*

#### Ask and answer questions

Ask students to consider what all living beings need to survive. Students may mention food and



## Full Vocabulary A-Z lesson (18 pages of lesson plans)



### Vocabulary A-Z

WORD LIST  
(Page 1 of 1)

#### Ancient Cliff Dwellers

- adapt** [Verb] a-dapt  
Sentence: Some animals adapt to colder weather by growing thicker fur.  
Definition: to change to fit a new or specific situation or environment
- adobe** [Noun] ad-o-be  
Sentence: They combined clay, straw, and water to make adobe for the walls of the house.  
Definition: a mixture of sandy clay and straw that is dried into bricks
- ancestral** [Adjective]  
Sentence: The ancestral homeland of the Shawnee people was the Middle Ohio Valley.  
Definition: relating to the generations of family or tribal members who came before a person
- artifact** [Noun] ar-ti-fact  
Sentence: Stone knives made by people long ago are one type of artifact.  
Definition: any object made or used by humans long ago

## Reading Strategy

Name \_\_\_\_\_

**Reading a-z**

**INSTRUCTIONS:** In the first column, write what you already know about the topic. In the second column, write what you would like to learn. After you finish reading, fill in the third column with what you learned from the book.

What I Know	What I Want to Know	What I Learned

ANCIENT CLIFF DWELLERS • LEVEL V • 1

## Comprehension Strategy

Name \_\_\_\_\_

**Reading a-z**

**INSTRUCTIONS:** Write as many main ideas as you can in the left-hand boxes. Fill in at least two details to support each main idea in the right-hand boxes.

Main Idea	Details 1. 2.
Main Idea	Details 1. 2.
Main Idea	Details

ANCIENT CLIFF DWELLERS • LEVEL V • 2

## Grammar and Mechanics

Plural Nouns : Recognize and form plural nouns

## Word Work

Name \_\_\_\_\_

Reading a-z

**INSTRUCTIONS** Write a word from the glossary in the word box. Below it, write the definition of the word. Write a synonym and antonym on either side of the word, then use the word to write a sentence of your own.

Synonym

Word Box

Antonym

Definition

Sentence

Synonym

Word Box

Antonym

ANCIENT CLIFF DWELLERS - LEVEL 4-5

## Think, Collaborate, Discuss

Promote higher-order thinking for small groups or whole class

V

Ancient Cliff Dwellers

Why is "The Four Corners" an appropriate name for the area?

Make Inferences

Reading A-Z

V

Ancient Cliff Dwellers

What is the cause of the extinction of the mastodon?

Cause and Effect

Reading A-Z

V

Ancient Cliff Dwellers

How were Ancestral Puebloans similar to and different from Paleo-Americans?

Compare and Contrast

Reading A-Z

V

Ancient Cliff Dwellers

How can archaeologists be fairly certain that the cliff dwellers traded with other nations?

Make Inferences

Reading A-Z

V

Ancient Cliff Dwellers

Do you think we will ever be certain of why the cliff dwellers moved to New Mexico and Arizona? Why or why not?

Analyze

Reading A-Z

V

Ancient Cliff Dwellers

Do you think the pueblos would have been built if the nation had not first learned how to farm? Why or why not?

Analyze

Reading A-Z

© Learning A-Z. All rights reserved.

www.readinga-z.com

Comprehension Quiz  
With extended response questions and answers

## Reading A-Z

LEVEL **V**

Quick Check (continued)

Ancient Cliff Dwellers

Name \_\_\_\_\_ Date \_\_\_\_\_

6. What was the purpose of the **sipapu** in the floor of a kiva?
  - (A) a way to communicate with people in lower kivas
  - (B) a way for small animals to leave the kiva
  - (C) a doorway to the spirit world
  - (D) a drain for water
7. Which of the following is a summary statement for the section "Leaving the Cliffs?"
  - (A) There were long stretches without rain, so it was difficult for the Ancestral Puebloans to keep crops alive.
  - (B) The Ancestral Puebloans cut down most of the trees for fires and buildings, leaving very few trees for later generations.
  - (C) The cliff dwellers were driven away by enemies who attacked them and wanted to live in their cliffs.
  - (D) The Ancestral Puebloans most likely moved south due to warmer weather and a better supply of necessary materials.
8. What did using clay pots allow the Ancestral Puebloans to do?
  - (A) carry water long distances
  - (B) gather plants for food
  - (C) cook over an open fire
  - (D) grind roots, seeds, nuts, and plants
9. What is an **artifact**?
  - (A) someone who studies the past
  - (B) an object made by humans, usually long ago
  - (C) a time period many hundreds of years ago
  - (D) a dark, heavy soil that is good for making pottery
10. Which of the following is a possible reason the Ancestral Puebloans moved to the cliff dwellings?
  - (A) More flat farmland was needed.
  - (B) It was warmer during the winter.
  - (C) They needed new fields to replace used ones.
  - (D) All of the above

Other Resources - Under leveled book you can find a wealth of resources under Foundational Skills, Focused Instruction (pictured to the right) and Writing, Vocabulary & Word Work

The screenshot shows the Raz-Plus website with a purple header. The main navigation bar includes 'RESOURCES', 'ADD ONS', a search bar, and 'FILE CABINET'. A sidebar on the left lists categories: STANDARDS-ALIGNED, CURRICULUM, BOOKS & PASSAGES, SKILLS, FOUNDATIONAL SKILLS, FOCUSED INSTRUCTION, WRITING, VOCABULARY, & WORD WORK, LANGUAGES, and WORLD LANGUAGES. The main content area displays 'Literacy Skills' (Argumentation, Comprehension, Close Read Passages, Paired Books, Shared Reading, Visual Devices, Graphic Organizers, Literature Circles, Distance Learning Packs) and 'Topic Collections' (Text Sets, Close Reading Packs, Project-Based Learning, Meaningful Conversations, SEL Video Activities, Intervention, Decodable Passages Packs, Tutoring & Mentoring, Summer School, High/Low Text Sets, High/Low Graphic Books).

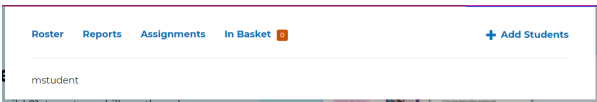
## Setting up Your Classroom in RAZ Plus

Click Manage Student from Main Menu - far right

**MANAGE STUDENTS** ▾

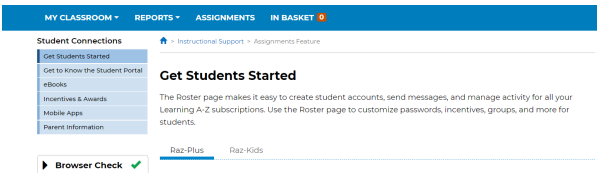
After clicking manage students: You can see I added mstudent

Please note when you click it will take you to RAZKids which is part of RAZPlus



You can add students, manage classrooms, assign books to students

### [Help in Getting Students Started](#)



### Add Students to your Roster

#### Add Students to Your Roster

Create a roster when you first log in to benefit from product features and ensure students get the most from their personalized learning environment.

- **Student passwords** may be assigned using an icon or text.
- **Groups** allow you to organize students according to skill level, interest, or project.
- **Incentives** can be turned on or off. Students use them to customize their Raz Rocket or Avatar Builder.



### Determine Student Reading Level

#### Determine Student Reading Level

Select one of three options to help students begin reading: Assign Reading Placement Tool, Choose a Reading Level, or Enter a Fountas and Pinnell or Lexile Level. Students will progress to higher levels as they read books and pass quizzes.

##### Assign Reading Placement Tool

- For newly rostered students, the tool is automatically deployed the first time a student logs into their account.
- This adaptive reading activity will take about 20 minutes for a student to complete.
- Students will be placed at one of nine reading level entry points.
- Preview the [Reading Placement Tool](#).
- The tool can be bypassed by selecting a reading level instead.

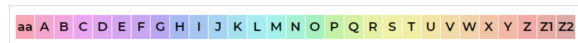
Entry Point Level	Grade Equivalent	Lexile Range
aa	K	8070L-10L
D	1	160L-310L
H	1.5	430L-530L
K	2	510L-620L
N	2.5	530L-610L
Q	3	660L-930L
S	3.5	790L-940L
U	4	820L-1030L
X	5	890L-1080L

[Reading Placement Tool FAQ](#)

### Choose a Reading Level

#### Choose a Reading Level

Select a reading level start point for a student. Learn more about [Assessing a Student's Level](#).

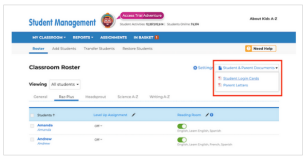


##### Enter Lexile or Fountas and Pinnell Level

Input a student's Lexile or Fountas and Pinnell Level, and we'll select the correlated Learning A-Z Level. Use the [Level Correlation Chart](#) to see approximate correlations to these systems.

\*Lexile® bands are certified through a partnership with MetaMetrics®.



<p>Share Kids A-Z Log in Information</p>	<p><b>Share Kids A-Z Login Instructions with Students and Their Caregivers</b></p> <ul style="list-style-type: none"> <li>Download the personalized Student Login Cards and share with students so they can log into the Kids A-Z student portal using their username and password, in class or at home. <a href="#">Get to Know Student Portal</a></li> <li>Download the Letter to Parents to get parents and caregivers started using <a href="#">Learning A-Z products</a> at home. The letter is offered in multiple languages and introduces Learning A-Z products available to students, explains student login instructions, and instructs parents and caregivers how they can receive progress reports via email.</li> </ul> 
--	--

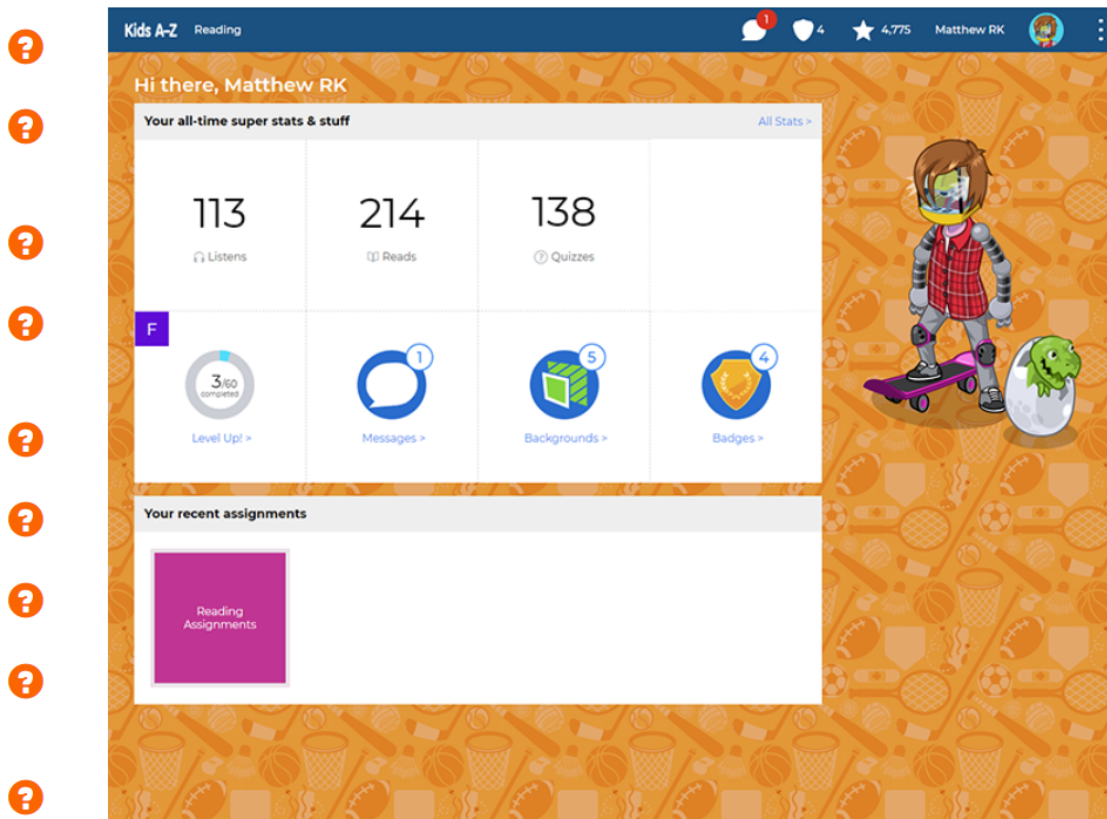
If the Student portal seems too young for your students, or they balk - you can always just print the books. I used to print them on 8x11 paper so it looked like other student reading from classes

## Student Portal

<p><a href="#">RAZ Kids Student Portal</a></p>	<p><b>Student Connections</b></p> <ul style="list-style-type: none"> <li>Get Students Started</li> <li><b>Get to Know the Student Portal</b></li> <li>eBooks</li> <li>Incentives &amp; Awards</li> <li>Mobile Apps</li> <li>Parent Information</li> </ul> <p><a href="#">Instructional Support</a> &gt; <a href="#">Get to Know the Student Portal</a></p> <h3>Get to Know the Student Portal</h3> <p>Grades 3+ see intermediate portal by default. Edit settings in <a href="#">Classroom Roster</a>.</p>
	<p><b>About Kids A-Z</b></p> <ul style="list-style-type: none"> <li><b>Website Overview</b></li> <li>Learning A-Z Sites</li> </ul> <p><a href="#">About Kids A-Z</a></p> <h3>About Kids A-Z</h3> <h4>An Integrated Student/Teacher Learning Portal</h4> <p>Kids A-Z is an online platform where kids go to learn and teachers go to manage. This dynamic resource allows students to access all their digital learning materials and tools in one place, and provides teachers with an all-in-one management hub to roster students, create online assignments, review and score student submissions, and access individual and class-wide reporting.</p>
<p><a href="#">Know the Student Portal</a></p>	<p><b>Student Connections</b></p> <ul style="list-style-type: none"> <li>Get Students Started</li> <li><b>Get to Know the Student Portal</b></li> <li>Get to Know the Reading Room</li> <li>eBooks</li> <li>Incentives &amp; Awards</li> <li>Mobile Apps</li> <li>Parent Information</li> </ul> <p><a href="#">Instructional Support</a> &gt; <a href="#">Get to Know the Student Portal</a></p> <h3>Get to Know the Student Portal</h3> <p>Grades 3+ see intermediate portal by default. Edit settings in <a href="#">Classroom Roster</a>.</p> <p>Primary <b>Intermediate</b></p>

## Kids A-Z Intermediate Student Portal

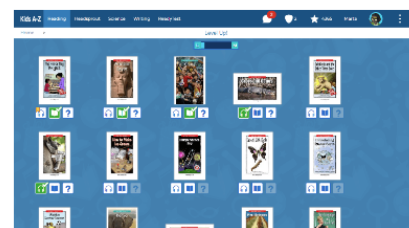
This customizable portal is available through [KidsA-Z.com](https://kidsa-z.com) and on the Kids A-Z mobile app.

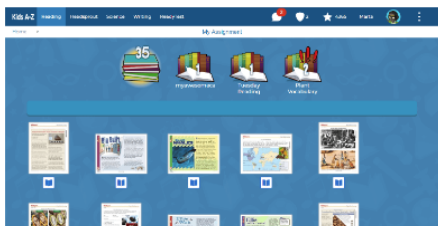


### Level Up!

Level Up! contains a collection of books that students can complete to automatically advance to the next Learning A-Z reading level. Students automatically Level Up! once they listen and read all the books, and pass the comprehension quiz with a score of 80% or higher.

You can assign reading levels to students and customize the listen version of books any time in the [Classroom Roster](#).






## Assignment

Students go to the Assignment area to complete activities that you have [digitally assigned](#).

## Reading Room

The [Reading Room](#) is where students can access reading resources for reading practice and enjoyment. The Reading Room makes it easy for students to find level-appropriate books by topic, category, and popularity. In addition, students can save their favorite books for easy access anytime.

You can customize your student's Reading Room experience in the [Roster](#) under the Raz-Plus tab.



## Assessments

Assessments appear for students when you assign them a digital assessment, such as a digital Running Record using the Benchmark Passages or Books.

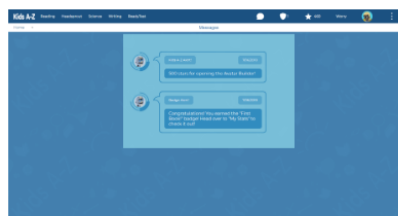
You can digitally [assess](#) a student's reading level, ability to name letters, and ability to recognize high-frequency words.

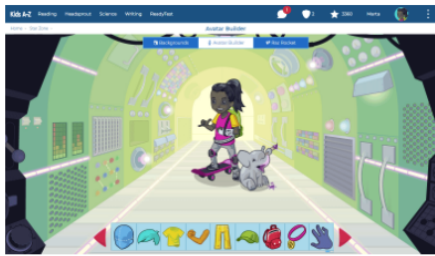
## Messages

Students can use the dashboard to navigate to messages from you or their parents and to view notifications when they earn badges.

You can send students messages and award them bonus stars from the [Roster](#).

Parents can also send messages from the [Parent Portal](#).





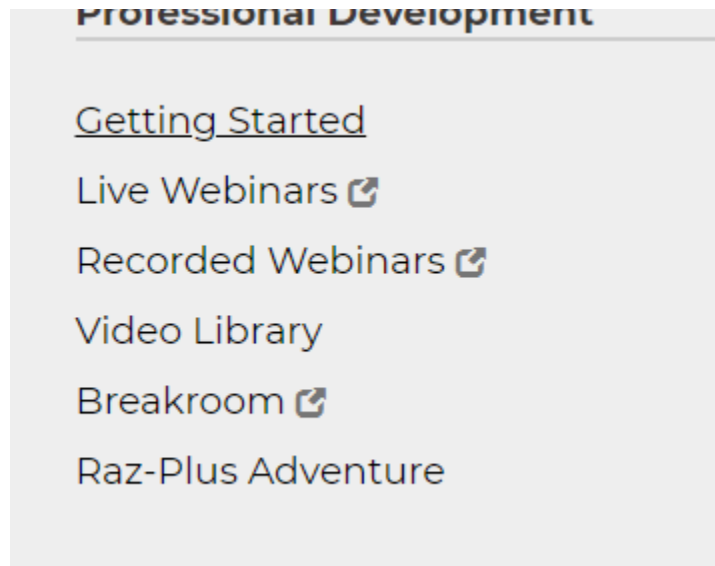
### Star Zone

Students earn stars by completing activities. They can spend their stars by customizing their avatar in the Avatar Builder, or Raz Rocket in the Star Zone.

You can turn these incentives On or Off in the [Classroom Roster](#) under the General Tab.

[Get to Know the Reading Room](#)

## Professional Learning



The one we watched was a Recorded Webinar:



#### Exploring Raz-Plus Resources for Small Group Instruction

**Products:** Raz-Plus

**Format:** Recorded Webinar

This on-demand introductory webinar shows you how to use Raz-Plus leveled books and instructional resources to support small group instruction.

[See Details](#)

Can filter PL by Product

Many many videos to help