

SANTA BARBARA UNIFIED SCHOOL DISTRICT

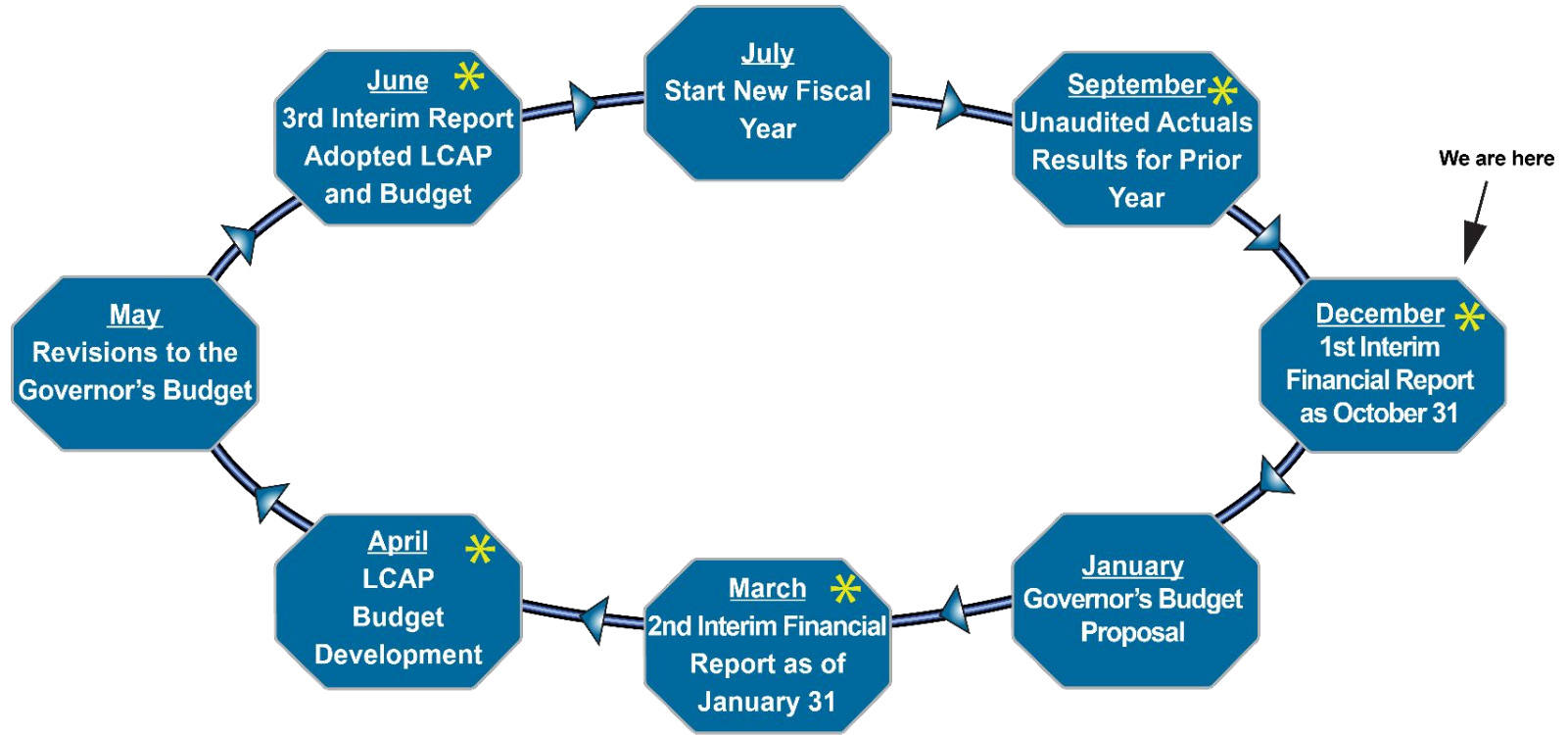
23-24 First Interim Budget

December 13, 2023





Annual Budget/Financial Cycle





Budget Timeline

Budget	Bills paid Through	Board Meeting	CDE Deadline
2023-24 Adopted Budget	June	June 28, 2023	June 30, 2023
Unaudited Actuals 2022-23	End of Year	September 12, 2023	September 15, 2023
2023-24 First Interim	October	December 13, 2023	December 15, 2023
2023-24 Second Interim	January	March 12, 2023	March 17, 2024
Unaudited Actuals 2023-24	June	September 10, 2024	September 15, 2024



What is a First Interim Budget Update?

- 23-24 Adopted Budget was based on May Revise and approved by School Board on 6-27-23
- Budget was updated within 45-Days of the Final State Budget Approved July 10
- First Interim are the changes to the budget



What Changed from Adopted Budget?



Updates in Property Tax Funding:

- June- Adopted Budget, the Tax Assessor at the County *estimated* the increase to be 5.25%.
- November- SB County Tax Assessor Property Taxes *estimated* an increase from last year to be 5.64%.
 - Note: Official numbers are reported to districts August 2024.

Updates in Expenditures:

- 2% additional unilateral raise in salaries (shared in 45-Day Adopted Budget Update 8-8-23)

GENERAL FUND REVENUES

In 23-24, Santa Barbara Unified is expected to receive **\$227,649,319** of funding in General Fund Unrestricted and Restricted funds* from the following sources:

Federal =	\$17,743,460
State =	\$25,738,030
Local Revenue =	\$17,011,524
Property taxes =	\$167,156,305

*Restricted means that the funds have to be used for specific purposes (examples: Special Education, Learning Recovery, ESSER, Titles 1,2,3,4)

*Unrestricted means that we have more leeway in how the funds are used for the education of students. LCAP are included in the Unrestricted budget which are funds earmarked for Unduplicated Students.

GENERAL FUND EXPENSES

Salaries and Benefits = \$186,911,355 SBUSD spends **83%** of

Unrestricted Expenditures on salaries and benefits.

Books and Supplies = \$13,557,377 textbooks, materials, class

supplies, custodial supplies.

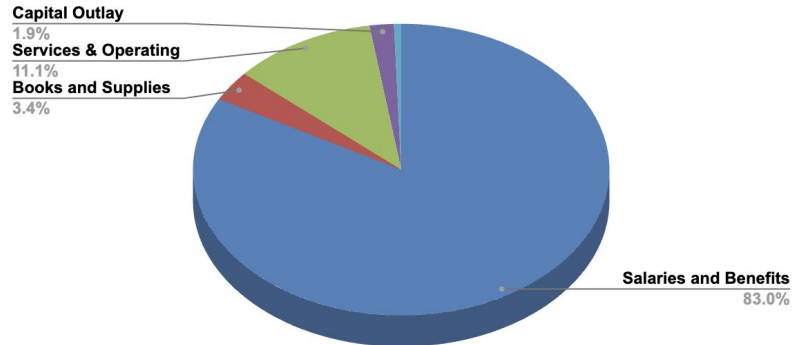
Services and Operating = \$27,656,003 for insurance, utilities,

agreements for mental health services, operational costs, bus transportation for students and athletics, dues and memberships, conferences, consulting services such as mathematics assessments, and communication platforms such as Parent Square and the website.

Capital Outlay/Other Outgo = \$9,305,755 equipment, land/building improvements, contributions to mandated underfunded programs such as Child Development, and Special Education.

Estimated Expenditures 2023-24			
	Unrestricted	Restricted	Combined
Salaries and Benefits	123,678,615	63,232,740	186,911,355
Books and Supplies	5,042,502	8,514,875	13,557,377
Services & Operating	16,593,212	11,062,791	27,656,003
Capital Outlay	2,823,184	1,773,794	4,596,978
Other Outgo	823,775	3,885,002	4,708,777
Total	148,961,288	88,469,202	237,430,490

Unrestricted Estimated Expenditures



ENDING FUND BALANCE ESTIMATE

**Beginning Balance
(End from last year)** \$53,843,678



Estimated Revenue \$227,649,319



Estimated Expenses \$237,430,490

Ending Fund Balance \$ 44,153,352

Restricted

\$ 23,838,727

Unrestricted

\$ 20,314,625

GENERAL FUND RESERVES

Santa Barbara Unified School District
 Annual Summary: Unrestricted and Restricted

		ESTIMATED: Multi-Year Projections
		2023-24
Total Budget		
	<i>Property Tax Growth</i>	5.64%
Beginning Fund Balance/Audit Adj		53,843,678
Revenue		CF
	Total Revenue	227,740,164
Expenditures		
	Total Expenditures	237,430,490
	Total Ending Balance	44,153,352
Breakdown of Ending Fund Balance		
	Restricted	23,838,727
	Unrestricted	20,314,625
Components of Unrestricted Ending Fund Balance		
	Assigned Fund Balance (Lottery for Instruction Matl)	1,423,690
	Available for Reserves	18,890,935

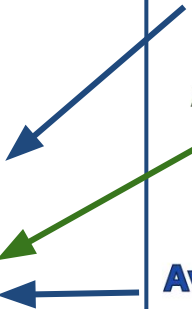
Unrestricted Ending Fund Balance \$ 20,314,625



Assigned, not available for reserves \$ 1,423,690



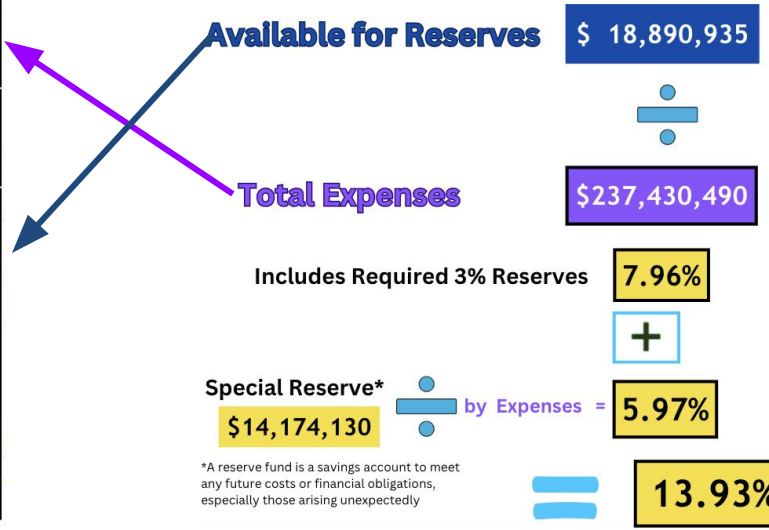
Available for Reserves \$ 18,890,935



GENERAL FUND RESERVES

Santa Barbara Unified School District
Annual Summary: Unrestricted and Restricted

		ESTIMATED: Multi-Year Projections
		2023-24
Total Budget		
	Property Tax Growth	5.64%
Beginning Fund Balance/Audit Adj		53,843,678
Revenue		CF
	Total Revenue	227,740,164
Expenditures		
	Total Expenditures	237,430,490
	Total Ending Balance	44,153,352
Breakdown of Ending Fund Balance		
	Restricted	23,838,727
	Unrestricted	20,314,625
Components of Unrestricted Ending Fund Balance		
	Assigned Fund Balance (Lottery for Instruction Matl)	1,423,690
	Available for Reserves	18,890,935
	General Fund Unrestricted Reserve	7.96%
Special Reserve Fund 17		
	Beginning Fund Balance of Fund 17	13,974,130
	Ending Balance Special Reserve Fund 17	14,174,130
	Special Reserve Fund 17%	5.97%
	Total Available Reserves - by Percent	13.93%
	Total Available Reserves - by Amount	33,065,065



Most Community Funded Districts have reserves above 30%.

MULTI-YEAR PROJECTION

Santa Barbara Unified School District
 Annual Summary: Unrestricted and Restricted
 Prepared By: Business Services

Total Budget	Unaudited Actuals			ESTIMATED: Multi-Year Projections		
	2020-21	2021-22	2022-23	2023-24	2024-25	2025-26
<i>Property Tax Growth</i>	4.14%	4.48%	8.7%	5.64%	5.00%	5.00%
Beginning Fund Balance/Audit Adj	18,581,628	30,245,931	37,351,377	53,843,678	44,153,352	42,578,854
Revenue	CF	CF	CF	CF	CF	CF
Total Revenue	200,663,053	210,055,145	237,595,015	227,740,164	225,102,548	232,711,678
Expenditures						
Total Expenditures	187,249,424	202,949,699	221,102,714	237,430,490	226,677,046	228,438,970
Total Ending Balance	31,995,256	37,351,377	53,843,678	44,153,352	42,578,854	46,851,562
Breakdown of Ending Fund Balance						
Restricted	9,334,985	11,220,765	28,984,587	23,838,727	21,921,083	19,764,659
Unrestricted	22,660,271	26,130,612	24,859,091	20,314,625	20,657,771	27,086,903
Components of Unrestricted Ending Fund Balance						
Assigned Fund Balance	2,262,347	813,527	2,224,477	1,423,690	-	-
State Recommended 3% Reserve	5,617,483	6,088,491	6,633,081	18,890,935	20,657,770	27,086,903
Total Unrestricted Ending Fund Balance	22,660,271	26,130,612	24,859,091	20,314,625	20,657,771	27,086,903
General Fund Unrestricted Reserve	12.10%	12.88%	11.24%	7.96%	9.11%	11.86%
Special Reserve Fund 17						
Beginning Fund Balance	14,102,535	14,175,181	13,750,076	13,974,130	14,174,130	14,324,130
Special Reserve Ending Balance	14,175,181	13,750,076	13,974,130	14,174,130	14,324,130	14,424,130
Special Reserve %	7.57%	6.78%	6.32%	5.97%	6.32%	6.31%
Total Available Reserves - by Percent	19.67%	19.65%	17.56%	13.93%	15.43%	18.17%
Total Available Reserves - by Amount	36,835,452	39,880,688	38,833,221	33,065,065	34,981,901	41,511,033



Proposition 28 Voter approved Arts Funding

- Approved by voters in 2022 to provide funding to support arts and music in schools
- California Department of Education to begin allocations February 2024
- Allocations will be included in budget when it is received
- School Services of California estimates \$1.98M in total for SBUSD schools.
- Current Arts and Music teachers **cannot** be paid with these funds as it will be considered supplanting.

Arts, Music, Instruction Block Grant

Grant has been received and is earmarked for Arts, Music, Instruction and Discretionary expenses. The Strategic Arts plan to allocate these funds to be approved at today's Action Item 3

Labor Negotiations

If there are any Board approved labor negotiation agreements that impact budget, those changes will be reflected in the Second Interim Multi-Year Projections.

Questions?

