
Using Your PSAT/NMSQT® Scores to Increase College Readiness

PSAT/NMSQT®

 CollegeBoard /  NATIONAL MERIT
SCHOLARSHIP CORPORATION

Instruction for Using This Lesson

More than ever before, the PSAT/NMSQT® supports students on their path to college readiness.

Like all of the assessments in the SAT® Suite, the PSAT/NMQT offers scores and reports that provide insightful information about individual student performance on the assessment, including a predicted SAT score and their progress toward the college readiness benchmarks.

The purpose of this lesson is to support educators as they review PSAT/NMSQT scores and reports with students.

- The lesson can be used with your students in a **computer lab**, leading them through the **online reports** and resources available to students when they log in to their College Board account.
- The lesson also takes the students through their **paper score report** step by step, explaining each section of the report and the scores students receive.
- In addition, this lesson shares **college planning resources** with students to help them investigate colleges, majors, and their own interests on the path to college readiness.

Instruction for Using This Lesson

- The lesson is divided into sections,
 - **Section one:** the online reporting portal
 - **Section two:** the paper score report
 - **Section three:** additional college planning resources
- Some information in each of these sections is repeated to allow the flexibility to review only the online portion or only the paper score report.
- Use this table to tailor the lesson as needed:

Lesson includes:	Use slides:	Reduce notes for slides:	Approximate Time Required
Both online reporting portal and paper score report	3–36	20 (repeats notes for slide 10 and 11) 21 (repeats notes for slide 13) 22 (repeats notes for slide 11) 25 (repeats notes for slide 15)	70 minutes
Online reporting portal only	3–18, 26–36	None	40 minutes
Paper score report only	1–4, 19–36	None	25 minutes

Using Your PSAT/NMSQT® Scores to Increase College Readiness

PSAT/NMSQT®

CollegeBoard / NATIONAL MERIT
SCHOLARSHIP CORPORATION



Get to Know the PSAT/NMSQT®



- The PSAT/NMSQT is highly relevant to your future success because it focuses on the skills and knowledge at the heart of your education. It measures:
 - What you learn in high school
 - What you need to succeed in college
- The PSAT/NMSQT measures reading, writing and language, and math skills developed over many years.
- The PSAT/NMSQT does not ask for facts from literature, history, or science, or for recall of math formulas, because it measures your reasoning and critical thinking skills.
- You don't have to discover secret tricks or cram the night before.
- There is no penalty for guessing.
- The test length is 2 hours, 45 minutes.

What Are the Benefits of Taking the PSAT/NMSQT®?



- Prepare for the SAT®
- Get free, personalized Official SAT Practice on Khan Academy®
- Start getting ready for college with college and career planning tools
- Enter the National Merit® Scholarship Program
- See which AP® courses for which you might be ready
- Get admission and financial aid information from colleges

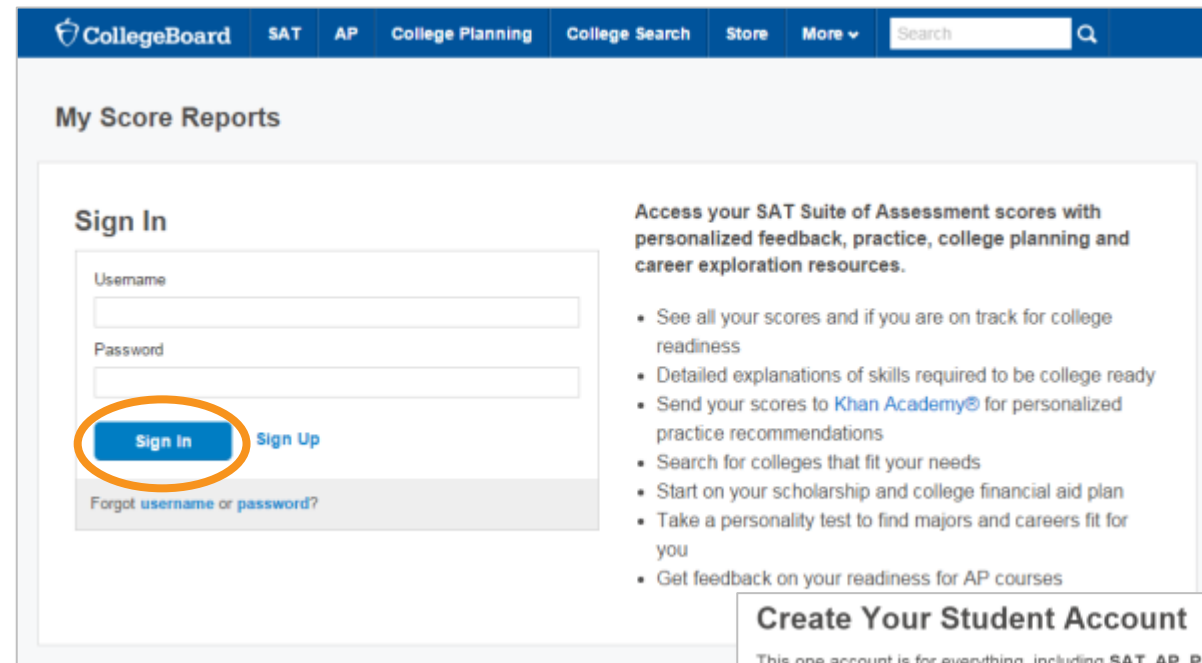
How Do I Access My PSAT/NMSQT® Scores and Reports?

1. Review your online reports.
2. Review your paper score report.

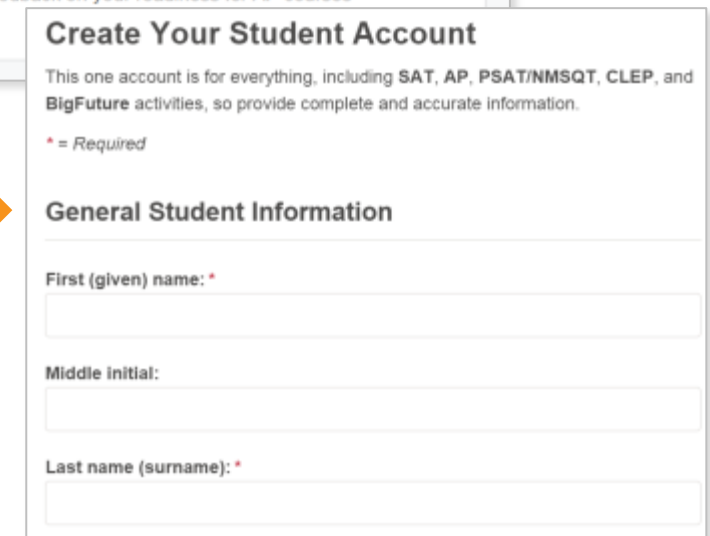


How Do I Access My Online PSAT/NMSQT® Scores and Reports?

Log in to an existing College Board account or create a new one at studentscores.collegeboard.org.



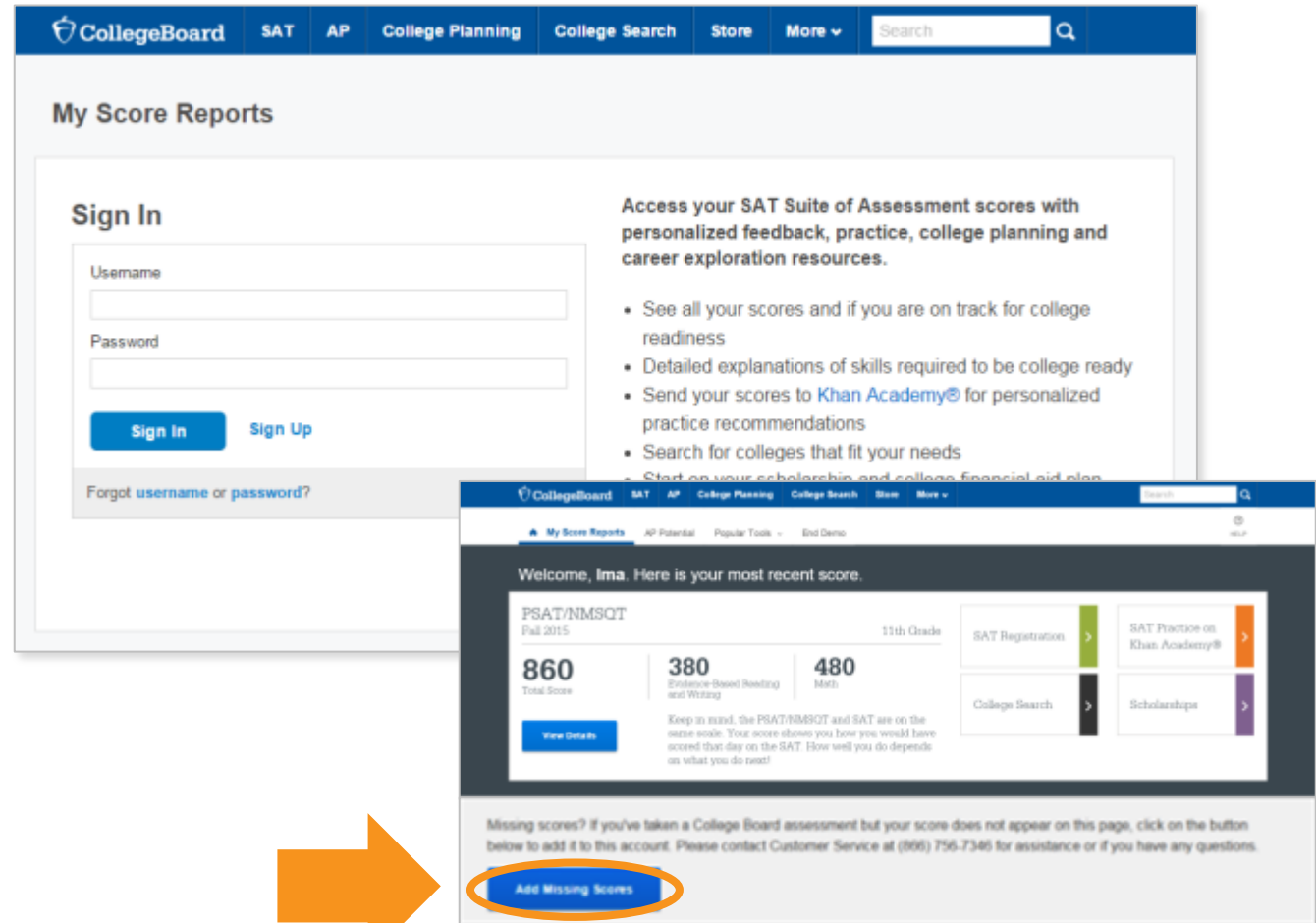
The screenshot shows the 'My Score Reports' page on the CollegeBoard website. The navigation bar at the top includes links for CollegeBoard, SAT, AP, College Planning, College Search, Store, and More, along with a search bar. The main heading is 'My Score Reports'. Below this, there is a 'Sign In' section with fields for 'Username' and 'Password', and buttons for 'Sign In' (circled in orange) and 'Sign Up'. A link for 'Forgot username or password?' is also present. To the right of the sign-in section, there is a list of benefits for accessing SAT Suite of Assessment scores, including personalized feedback, college planning resources, and access to Khan Academy practice recommendations.



The screenshot shows the 'Create Your Student Account' form. It includes a heading 'Create Your Student Account', a paragraph explaining that the account is for everything including SAT, AP, PSAT/NMSQT, CLEP, and BigFuture activities, and a note that asterisks (*) denote required fields. Below this is the 'General Student Information' section, which contains three text input fields: 'First (given) name: *', 'Middle initial:', and 'Last name (surname): *'.

How Do I Access My Online PSAT/NMSQT® Scores and Reports? *(cont.)*

1. Log in to your account.
2. Select PSAT/NMSQT Scores.
OR
3. Use “Missing Scores” to locate scores.



What Will I Learn About My Scores?

The screenshot shows the CollegeBoard website's 'My Score Reports' page. The user is logged in as 'Ima'. The page displays a PSAT/NMSQT score from Fall 2015 for a 11th Grade student. The total score is 860, with sub-scores of 380 for Evidence-Based Reading and Writing, and 480 for Math. A 'View Details' button is provided for the total score. To the right, there are four quick links: SAT Registration, SAT Practice on Khan Academy®, College Search, and Scholarships. A disclaimer at the bottom states that the PSAT/NMSQT and SAT are on the same scale and that the score indicates potential performance on the SAT.

CollegeBoard SAT AP College Planning College Search Store More

My Score Reports AP Potential Popular Tools End Demo

Welcome, Ima. Here is your most recent score.

PSAT/NMSQT
Fall 2015 11th Grade

860
Total Score
[View Details](#)

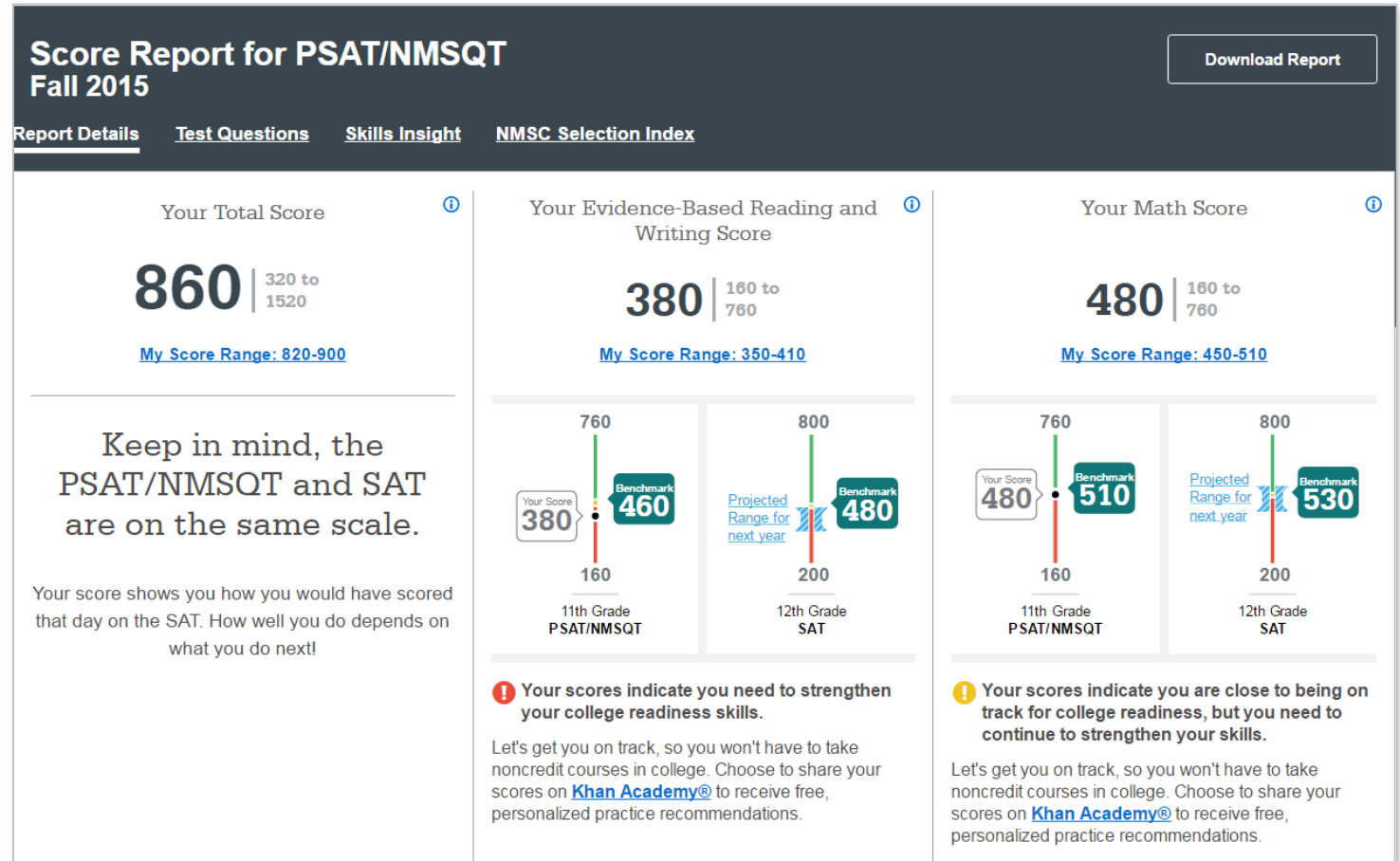
380
Evidence-Based Reading and Writing

480
Math

Keep in mind, the PSAT/NMSQT and SAT are on the same scale. Your score shows you how you would have scored that day on the SAT. How well you do depends on what you do next!

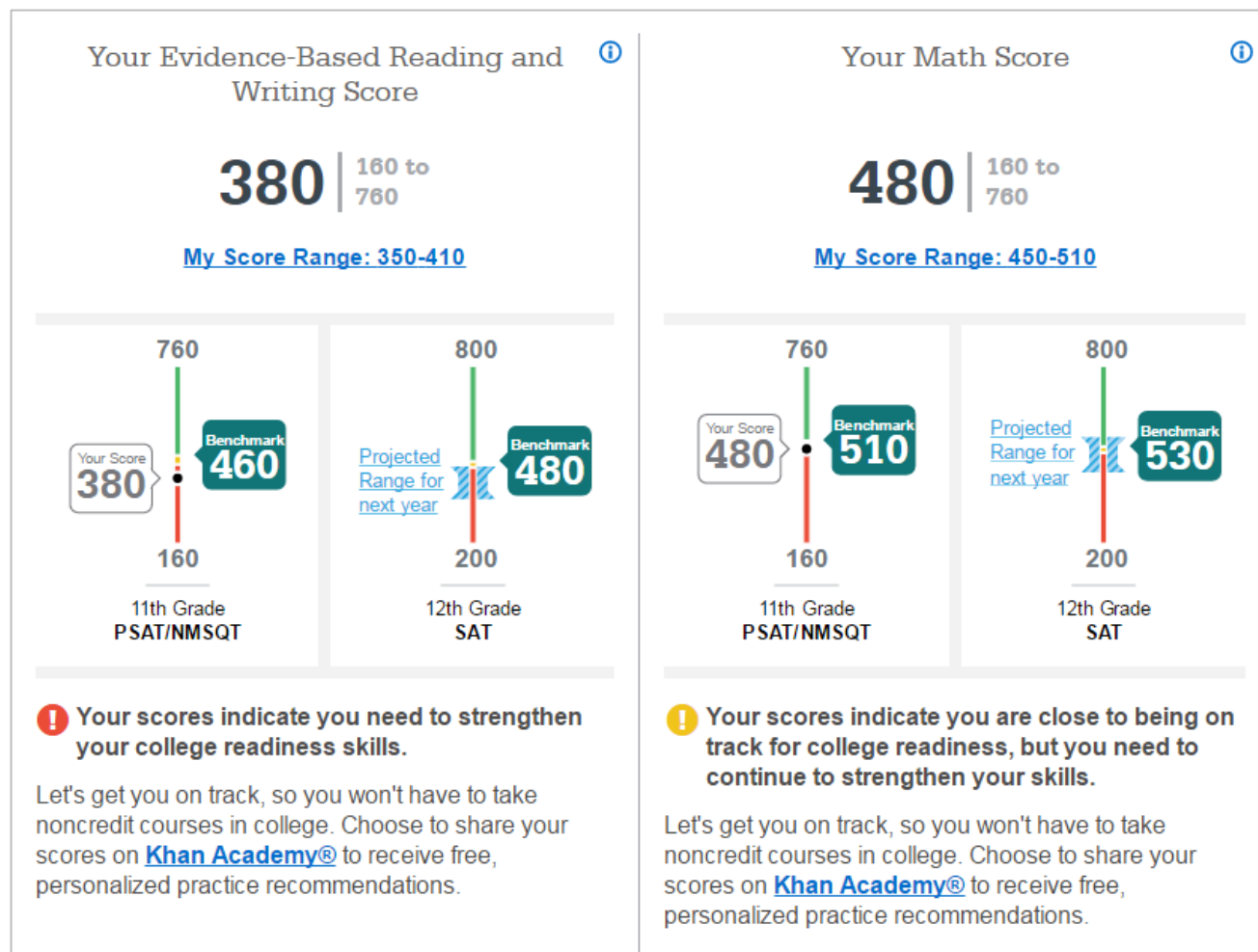
SAT Registration > SAT Practice on Khan Academy® >
College Search > Scholarships >

How Do I See My Detailed Scores?



How Will I Do on the SAT®?

The predicted SAT score is an initial projection based on current SAT data and concordance.



How Did My Score Measure Against the Benchmarks?

Section, test, and subscores all report scores in performance zones that indicate whether you are on track for meeting the college readiness benchmarks on the SAT®.

Section scores

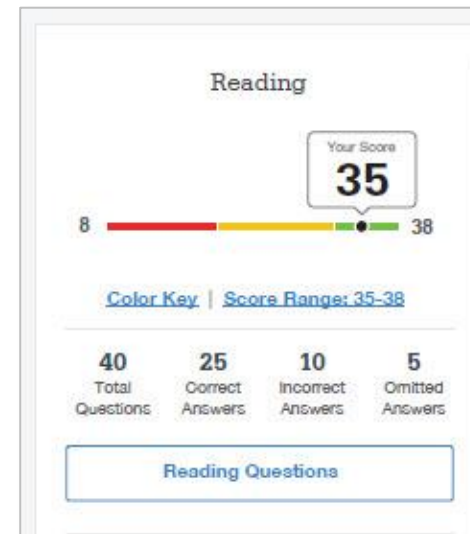
Need to Strengthen Skills = below grade-level benchmark by more than one year

Approaching Benchmark = below grade-level benchmark by one year or less

Meets or Exceeds Benchmark = at or above grade-level benchmark

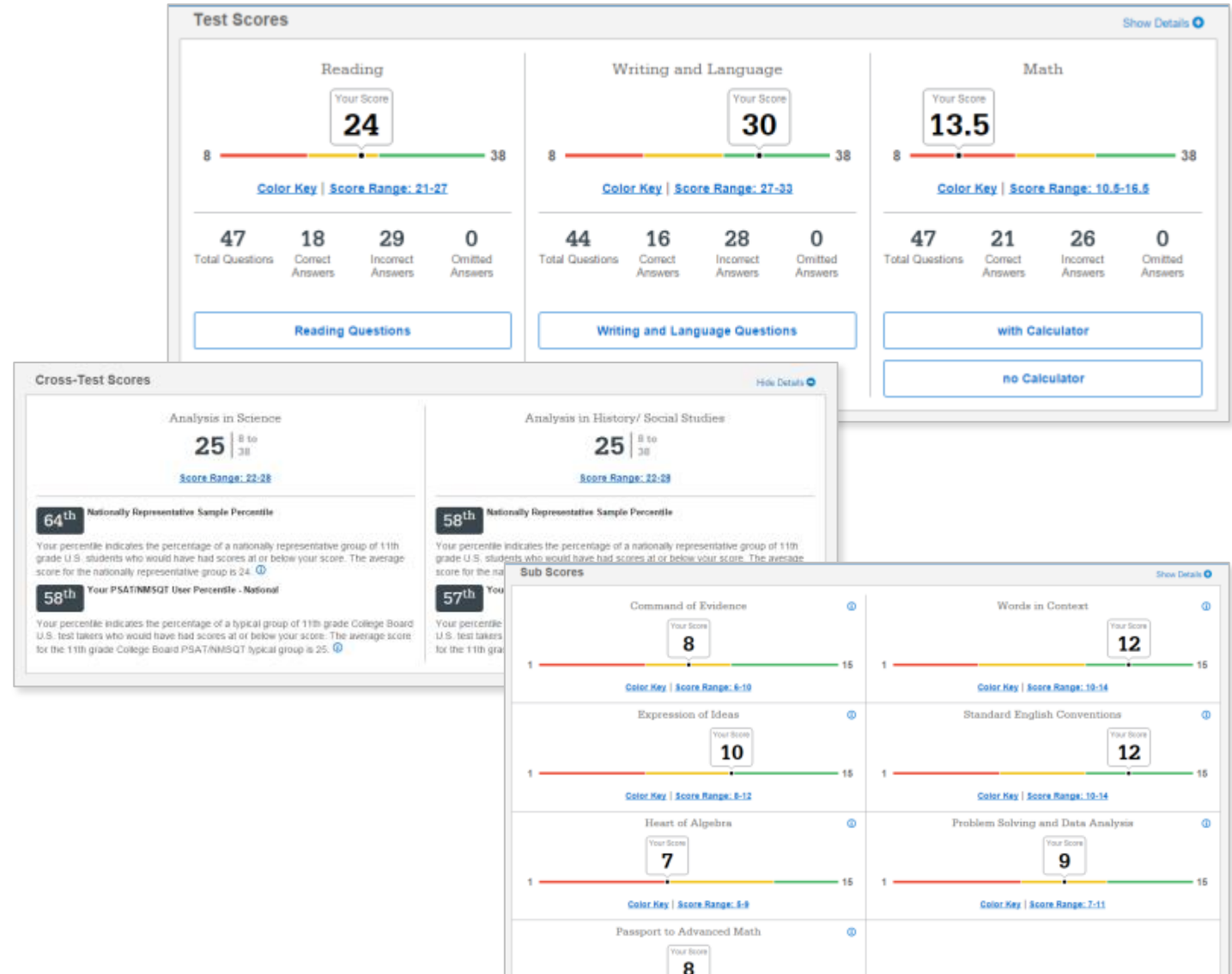
Test scores and subscores

Red, yellow, and green ranges reflect areas of strengths and weaknesses compared to the typical performance of students



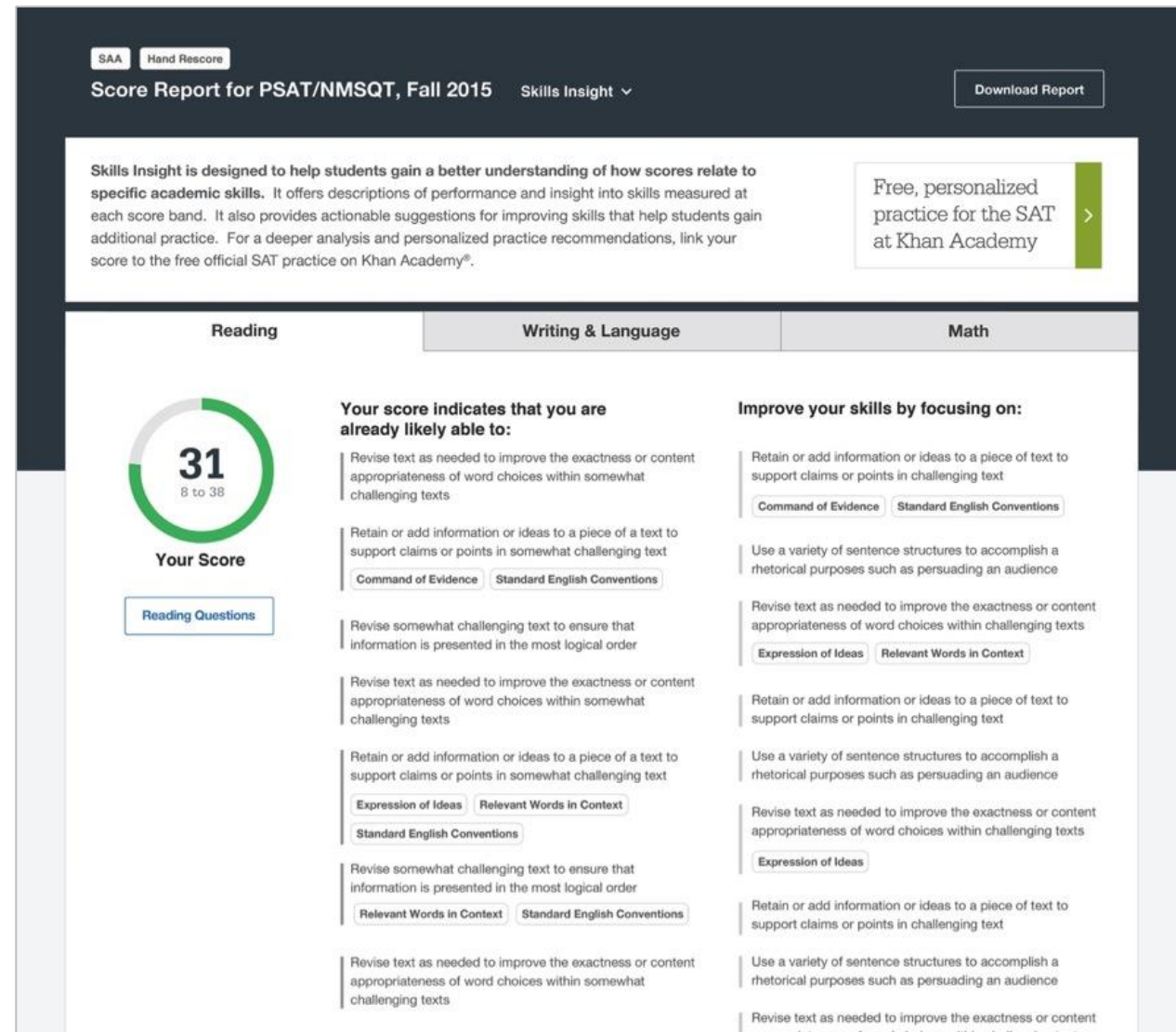
What Do My Scores Tell Me?

Test scores, cross-test scores, and subscores give students insightful information about their strengths and areas for improvement.



How Can I Improve My Academic Skills?

Skills Insight™ informs you about what you are already likely able to do, and how you can improve your skills.



What Can I Learn from My Answers?

See the actual questions, answer choices, and the answer selected.

Look at the online score report and consider the following:

- Identify the questions answered incorrectly.
- Find the correct answer and read the answer explanation.
- Explain why the error was made.
- Ask questions about answer explanations that are not clear.

The screenshot shows a CollegeBoard online score report for a Reading: Question 20. The interface includes a top navigation bar with 'CollegeBoard' and 'Student Score Reporting'. Below this, there are tabs for 'My Score Reports', 'This Report', 'AP Potential', and 'Popular Tools'. The main content area displays the question text and the selected answer. The question is about a difference between two experiments described in two passages. The selected answer is A, 'presented the birds with a problem to solve'. The correct answer is B, 'intentionally made the birds aware of his presence'. The explanation for the correct answer is provided, along with explanations for why the other choices are incorrect. The question difficulty is noted as 'EASY'.

Directions for question, or set of questions, read carefully for this. Lines appear after at most, respectively adjoining all, and so on. (Note: This is a sample of text from a document and is not intended to be a complete representation of the document.)

Questions 20–24 are based on the following passages.

Passage 1 is adapted from Susan Milius, “A Different Kind of Smart,” *Scientific American*. Passage 2 is adapted from *Scientific American*, “Mind of the Raven: Investigations and Adventures with Wolf-Birds” (2000).

Passage 1

In 1904, British psychologist C. Lloyd Morgan published what’s called Morgan’s canon, the principle that suggestions of humanlike mental processes behind an animal’s behavior should be rejected if a simpler explanation will do.

One

10 But people seem to maintain certain expectations, especially when it comes to birds and mammals. “We sometimes want to prove they are as ‘smart’ as people,” zoologist Sara Shettleworth says. We want a bird that masters a complex problem to be employing human-style insight.

10 New Caledonian crows take the right end of these expectations, as possibly the second-best toolmakers on the planet.

These tools are hooked sticks or strips made from split-wedged leaves, and they use them in the wild to wrinkle grubs out of crevices. Researcher Russell Gray first saw the process one day morning in a mountain forest in New Caledonia, an island chain east of Australia. Over the course of days, he and crow researcher Gavin Hunt had gotten wild crows used to finding

Passage 2

For one month after they left the nest, I fed my four young crows almost once and sometimes several times a day on thirty-minute walks. During these walks, I would drop everything in their environment they pecked at. In the first sessions, I tried to be teacher: I touched specific objects—sticks, moss, rocks—and nothing that I touched remained untouched by them. They came to investigate what I had investigated, leading me to assume that young birds are skilled in learning to identify food from the parent’s example.

10 Then also, however, contacted almost everything else that lay directly in their own paths. They soon became more independent by taking their own routes near me. Once when

One difference between the experiments described in the two passages is that unlike the researchers described in Passage 1, the author of Passage 2:

View Answer and Explanation

You selected answer A. The correct answer is B.

☒ A. presented the birds with a problem to solve.
☒ B. intentionally made the birds aware of his presence.
☐ C. consciously manipulated the birds’ surroundings.
☐ D. tested the birds’ tool-using abilities.

Choice B is the best answer. The researchers described in Passage 1 “fed behind a cloth” (Passage 1, line 10) to avoid being seen by the crows. The author of Passage 2, on the other hand, made no effort to conceal his presence; in fact, as he describes it, he “fed” the crows in his study on “walks” (Passage 2, lines 1–10), during which he “touched specific objects” (Passage 2, line 4) and then watched to see whether the birds touched the same objects. The author of Passage 2 notes that the crows “soon became more independent” (Passage 2, line 8), going their own way rather than continuing to follow the author. From this it is clear that the author of Passage 2, unlike the researchers described in Passage 1, intentionally made the birds aware of his presence.

Choice A is not the best answer because while a case could be made that the author of Passage 2 gave the crows a problem to solve (which now objects are best to touch), the issue then described in Passage 1 presents the crows with a problem as well: how to extract meat from a log. Thus, presenting birds with a problem to solve was not a difference between the experiments.

Choice C is not the best answer because both the researchers described in Passage 1 and the author of Passage 2 consciously manipulated the birds’ surroundings. The crow researcher placed meat pieces in a log and a perches plant behind the log (see Passage 1, lines 10–15). The author of Passage 2 put artificial objects into paths for the crows to find (see Passage 2, lines 14–15). Thus, conscious manipulation of the birds’ surroundings was not a difference between the experiments.

Choice D is not the best answer because there is no evidence that the author of Passage 2 tested the crows’ tool-using abilities. The passage instead focuses on the author’s recorded observations about the birds’ interactions with objects naturally occurring in and artificially introduced into the environment.

Question Difficulty EASY

What Can I Learn from My Answers?

(cont.)

Check the level of difficulty of each question and the related subscores and cross-test scores.

Look at the types of questions answered incorrectly and skipped and consider the following:

- Identify the level of difficulty. How many questions did I miss at each level?
- Was I more likely to skip questions associated with any subscore or cross-test score?
- What inferences can I make about areas for improvement based on the types of questions I missed and skipped?

Score Report for PSAT/NMSQT, Fall 2015 Test Questions ▾ Download Report

Reading Writing & Language Math with Calculator Math without Calculator

Questions Overview

40 Total Questions	25 Correct Answers	10 Incorrect Answers	5 Omitted Answers
-----------------------	-----------------------	-------------------------	----------------------

Test Questions Key

■ ■ ■ Easy ■ ■ ■ Medium ■ ■ ■ Hard | ✓ Correct ✗ Omitted U Unscorable

Reading Test Questions

Select a test question below to review in detail.

Filters: Response ▾ Difficulty ▾ Subscores/Cross-test Score ▾

Question ↑↓	Correct Answer	Your Answer	Difficulty ↑↓	Subscores/ Cross-test Score
1	D	✗	■ ■ ■	Command of Evidence Relevant Words in Context
2	B	✓	■ ■ ■	Expression of Ideas
3	C	✓	■ ■ ■	Standard English Conventions
4	A	✓	■ ■ ■	Analysis in History/Social Studies
5	A	✗	■ ■ ■	Analysis in Science
6	C	✓	■ ■ ■	Expression of Ideas
7	B	✓	■ ■ ■	
8	D	✓	■ ■ ■	Analysis in History/Social Studies

What Is My AP Potential™?

AP Potential uses scores from the PSAT/NMSQT® to provide predictions for 21 AP® Exams.

- College Board research shows that students who score a 3 or higher on an AP Exam typically experience greater academic success in college and are more likely to earn a college degree on time than non-AP students.

AP Potential and Coursework

What is AP?

Advanced Placement is a College Board program that enables students to pursue college-level studies - with the opportunity to earn college credit, advanced placement or both - while still in high school. The program offers courses in more than 30 subjects. For a full list of courses, click here. If you've taken a College Board assessment in 9th grade or higher, see below for a list of AP courses that you are likely to succeed in. If you've taken an assessment in 9th grade or higher but don't see any AP courses listed below, click here to link the scores to this account or contact Customer Service at (866)756-7546 for assistance and questions.

High School Core Coursework

Colleges have different high school course requirements, but all expect you to take classes that challenge your skills. Try to take a core course load of 4 years of English and at least 3 years of Math, Science, and Social Studies. As you work towards your high school diploma, you should consider taking courses that align with your future career interest and college major, which may require more than the standard core course load. You may also want to think about taking Advanced Placement courses in your later years of high school.

[View all AP Courses](#)

AP Potential Key

Potential
Your scores show that you have the potential for success in this course. Speak with your teachers or school counselor to see if you have the appropriate prerequisite courses and find out how you can enroll.

Some Potential
Your scores show that you have some potential for success in this AP course. Having interest in the course subject as well as dedication to working hard will increase your chances for success. Speak with your teachers or school counselor to see if you have the appropriate prerequisite courses and find out how you can enroll.


Potential Not Yet Indicated
Your scores show that you may need more preparation and support to be successful in this course. Share your goals and interests with your teachers and school counselor, and learn which high school courses can prepare you for AP courses in the future. If you're already taking an AP course, you can still succeed through hard work and motivation. Talk to your teachers regularly so they can support you.

AP Courses

Your score on the PSAT/NMSQT can identify your potential for success in specific AP courses. Below is a list of these AP courses. The chart identifies your potential for each of these AP courses and if these AP courses are offered in your school. You may also link to see if these AP courses match your college major.

Select a Major

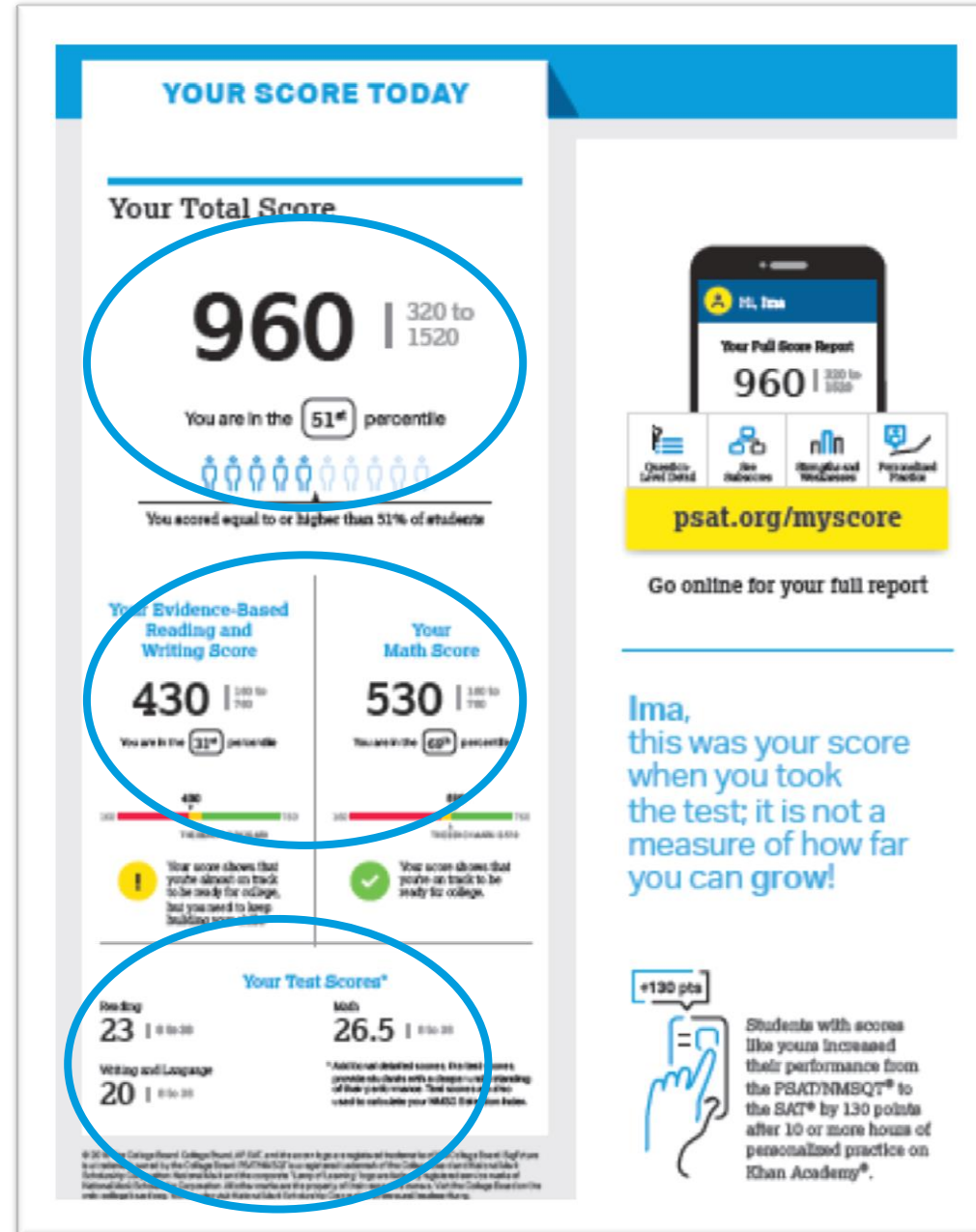
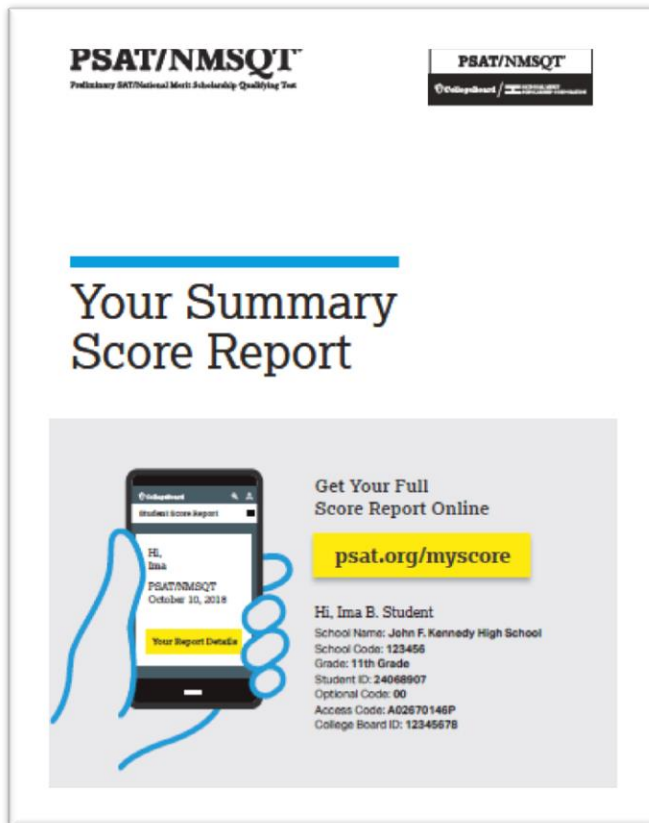
Subject	AP Potential	Your School Offers this Course	Matches Major
Art History	● ● ●		✓
Biology	● ● ●	✓	
Calculus AB	● ● ●	✓	
Calculus BC	● ● ●	✓	✓



Understanding My Paper Score Report

What Are My Scores?

Scores for the assessments in the SAT® Suite are vertically equated.



What Are My Score Percentiles?

Percentiles and benchmarks are provided for 10th and 11th grades on the PSAT/NMSQT®.

YOUR SCORE TODAY

Your Total Score

960 | 320 to 1520

You are in the **51st** percentile

You scored equal to or higher than 51% of students

Your Evidence-Based Reading and Writing Score

430 | 160 to 760

You are in the **31st** percentile

Your score shows that you're almost on track to be ready for college, but you need to keep building your skills.

Your Math Score

530 | 160 to 760


You are in the **69th** percentile

Your score shows that you're on track to be ready for college.

Your Test Scores*

Reading	23 0 to 30	Math	26.5 0 to 30
Writing and Language	20 0 to 30		

* Additional detailed scores. The test scores provide students with a deeper understanding of their performance. Test scores are also used to calculate your NMSQT Selection Index.



psat.org/myscore

Go online for your full report

Ima, this was your score when you took the test; it is not a measure of how far you can grow!

+130 pts

Students with scores like yours increased their performance from the PSAT/NMSQT® to the SAT® by 130 points after 10 or more hours of personalized practice on Khan Academy®.

What Is the National Merit® Scholarship Program?

YOUR PATH TOMORROW

Here's what else is waiting for you online:

- 1** **A link to free personalized practice on Khan Academy**
Share your scores with Khan Academy to get your personalized practice.
 - 2** **A list of the challenging courses you're ready for**
Congrats! Your scores show you're ready to succeed in AP® courses.
 - 3** **Your customized starter college list**
Check out the tools at BigFuture™ to kick-start your college plans.
- SAT®** Don't forget!
Register to take the SAT ahead of college application deadlines in spring of junior year and fall of senior year.



Your NMSC Selection Index

139

NMSC uses a Selection Index score based on PSAT/NMSQT scores as an initial screen of students who enter its scholarship programs. The Selection Index score is double the sum of your Reading, Writing and Language, and Math Test scores.

Eligibility Information

You meet entry requirements for the 2020 National Merit Scholarship Program and your Selection Index score will be considered among 1.6 million program entrants.

If your Selection Index places you among the 50,000 high scorers who qualify for National Merit Scholarship Program recognition, you will be notified next September when qualifying Selection Index scores will be made available.

Entry Requirements

Information you provided on your answer sheet:

High school student: **YES**

Year to complete high school and enroll full time in college: **2020**

Total years to be spent in grades 9–12: **4**

National Merit Scholarship Corporation

National Merit Scholarship Corporation (NMSC) conducts the National Merit® Scholarship Program, an academic competition for recognition and college scholarships.

To designate students who qualify for recognition in its 2020 competition, NMSC will consider the 2018 PSAT/NMSQT® Selection Index scores of some 1.6 million test takers (usually high school juniors) who meet program entry requirements. For more information, please visit: www.nationalmerit.org.

If any of your responses to NMSC's "Entry Requirements" questions are inaccurate or there has been a change in plans that may affect program entry, write immediately to:

National Merit Scholarship Corporation
Attn: Scholarship Administration
1560 Sherman Avenue, Suite 200
Evanston, IL 60201-4897

Include your name and home address along with your high school name, address, and six-digit code number.

What Is My Question-Level Feedback?

Your Question-Level Feedback

QUESTIONS OVERVIEW

READING	
47	21
Total Questions	Correct Answers
25	1
Incorrect Answers	Omitted Answers
WRITING AND LANGUAGE	
44	17
Total Questions	Correct Answers
26	1
Incorrect Answers	Omitted Answers
MATH – CALCULATOR	
31	15
Total Questions	Correct Answers
14	2
Incorrect Answers	Omitted Answers
MATH – NO CALCULATOR	
17	10
Total Questions	Correct Answers
7	0
Incorrect Answers	Omitted Answers

*Tip: A great way to start improving: check out the easy questions you missed first.

KEY

- ✓ Correct
- Omitted
- U Unscorable
- X Multi-Grid/Incorrect
- Easy Question
- Medium Question
- Hard Question
- Easy Question Missed*

READING

Question #	Correct	Your Answer	Difficulty
1	A	✓	Easy
2	B	✓	Easy
3	B	✓	Easy
4	B	✓	Easy
5	C	✓	Easy
6	D	✓	Easy
7	B	✓	Easy
8	A	✓	Easy
9	D	✓	Easy
10	A	✓	Easy
11	D	✓	Easy
12	D	✓	Easy
13	D	✓	Easy
14	A	✓	Easy
15	C	✓	Easy
16	B	✓	Easy
17	D	✓	Easy
18	B	✓	Easy
19	A	✓	Easy
20	C	✓	Easy
21	B	✓	Easy
22	D	✓	Easy
23	B	✓	Easy
24	D	✓	Easy
25	C	✓	Easy
26	B	✓	Easy
27	B	✓	Easy
28	A	✓	Easy
29	D	✓	Easy
30	B	✓	Easy
31	D	✓	Easy
32	A	✓	Easy
33	C	✓	Easy
34	A	✓	Easy
35	A	✓	Easy
36	C	✓	Easy
37	B	✓	Easy
38	C	✓	Easy
39	C	✓	Easy
40	C	✓	Easy
41	B	✓	Easy
42	B	✓	Easy
43	A	✓	Easy
44	A	✓	Easy
45	A	✓	Easy
46	D	✓	Easy
47	C	✓	Easy

WRITING AND LANGUAGE

Question #	Correct	Your Answer	Difficulty
1	D	✓	Easy
2	B	✓	Easy
3	C	✓	Easy
4	C	✓	Easy
5	B	✓	Easy
6	B	✓	Easy
7	A	✓	Easy
8	B	✓	Easy
9	A	✓	Easy
10	D	✓	Easy
11	D	✓	Easy
12	B	✓	Easy
13	C	✓	Easy
14	C	✓	Easy
15	D	✓	Easy
16	B	✓	Easy
17	B	✓	Easy
18	A	✓	Easy
19	B	✓	Easy
20	C	✓	Easy
21	A	✓	Easy
22	A	✓	Easy
23	C	✓	Easy
24	D	✓	Easy
25	C	✓	Easy
26	A	✓	Easy
27	A	✓	Easy
28	B	✓	Easy
29	D	✓	Easy
30	C	✓	Easy
31	D	✓	Easy
32	B	✓	Easy
33	D	✓	Easy
34	D	✓	Easy
35	D	✓	Easy
36	B	✓	Easy
37	C	✓	Easy
38	A	✓	Easy
39	C	✓	Easy
40	D	✓	Easy
41	D	✓	Easy
42	A	✓	Easy
43	C	✓	Easy
44	B	✓	Easy

MATH – CALCULATOR

Question #	Correct	Your Answer	Difficulty
1	B	✓	Easy
2	A	✓	Easy
3	B	✓	Easy
4	D	✓	Easy
5	B	✓	Easy
6	A	✓	Easy
7	B	✓	Easy
8	C	✓	Easy
9	A	✓	Easy
10	D	✓	Easy
11	D	✓	Easy
12	A	✓	Easy
13	B	✓	Easy
14	C	✓	Easy
Question #			
Correct			
28	65		
29	0.12		
30	1368		
31	65		

MATH – CALCULATOR

Question #	Correct	Your Answer	Difficulty
15	C	✓	Easy
16	B	✓	Easy
17	D	✓	Easy
18	B	✓	Easy
19	C	✓	Easy
20	B	✓	Easy
21	B	✓	Easy
22	D	✓	Easy
23	D	✓	Easy
24	C	✓	Easy
25	B	✓	Easy
26	D	✓	Easy
27	D	✓	Easy
Question #			
Correct			
Your Answer			
Difficulty			
28	65	60	Easy
29	0.12	2	Easy
30	1368	0	Easy
31	65	75	Easy

MATH – NO CALCULATOR

Question #	Correct	Your Answer	Difficulty
1	D	✓	Easy
2	A	✓	Easy
3	B	✓	Easy
4	C	✓	Easy
5	C	✓	Easy
6	B	✓	Easy
7	A	✓	Easy
Question #			
Correct			
Your Answer			
Difficulty			
8	B	✓	Easy
9	C	✓	Easy
10	D	✓	Easy
11	A	✓	Easy
12	C	✓	Easy
13	B	✓	Easy

Question-Level Detail

See Subscore

psat.org/myscore

Strengths and Weaknesses

Personalized Practice

Go online for your full report

A blue-tinted background image showing three students working together on a project. They are focused on a task, possibly building a model or working on a computer. The image is used as a background for the text.

What Are My Next Steps?

- **Continue to take challenging courses in high school**
- **Link scores with Khan Academy[®]**
- **Set up a practice plan and stick to it**
- **Register for the SAT[®]**
- **Utilize other resources to research and prepare for college**

Official SAT[®] Practice with Khan Academy[®] — It's FREE!

- Go to satpractice.org and create a free account.
- Get personalized recommendations. Link your Khan Academy account to your College Board account to import past SAT Suite results or take diagnostic quizzes to get personalized recommendations.
- Create a study plan. Select a test date and set up a practice schedule.



How Can I Practice with Khan Academy®?

[Watch a video introducing Official SAT Practice on Khan Academy](#)



- Thousands of practice questions and videos covering every SAT® concept
- Six official, full-length SAT practice tests with more to come
- Personalized recommendations based on each student's strengths and weaknesses
- Tailored practice schedule mapping out each student's path to test day
- SAT tips and strategies, sharing information about each part of the test

What Steps Will I Follow to Link My College Board Account to Khan Academy®?



Step 1

Log in or create a Khan Academy account.

Step 2

When prompted, agree to link your Khan Academy and College Board accounts. You will then be directed to collegeboard.org.

Step 3

Sign in or create a College Board account.

Step 4


When prompted, hit “Send” to authorize the account linking.

Step 5

Start practicing on Official SAT® Practice on Khan Academy!

How Can I Link My College Board and Khan Academy® Accounts?

- After successfully logging in to your College Board account, you will be asked to authorize the account linking.
- After clicking “Send,” you will be redirected to SAT® Practice on the Khan Academy site.
- You can remove the link at any time by clicking on “Revoke,” which is found in your College Board account settings.



TODAY'S GOAL
Practice your skills
Choose the area you'd like to focus on for improvement today.

Practice Reading & Writing

Practice Math

Sign in to CollegeBoard.org

Once you connect your CollegeBoard.org account, we'll read in the results of your PSAT/NMSQT® or PSAT 8/9 exam, fast-forward your skill progress, and give you practice recommendations for what you missed on the exam.

Even if you have not taken a real exam yet, create or sign in to your account on CollegeBoard.org and we'll stay in sync with your future exam schedule.

Sign in to CollegeBoard.org

Current skill levels [Practice your skills](#)

Math Reading & Writing

Link your PSAT/NMSQT® or PSAT 8/9 results or complete your diagnostic quizzes to set your current skill levels.

Frequently asked questions

Check out our [frequently asked questions](#). Then let us know if you [have a problem](#) or [an idea for making this system better!](#)

Exam scores [View Full Exams](#)

Your exam scores will appear here once you [complete your first practice exam](#) or [sign in to CollegeBoard.org](#) and connect your real exam results.

How Do I Register for the SAT®?

- SAT Registration link from Popular Tools menu
- sat.org/register

The screenshot shows the CollegeBoard website interface. At the top, there is a navigation bar with links for CollegeBoard, SAT, AP, College Planning, College Search, and Store. Below this, a secondary navigation bar includes 'My Score Reports', 'Full Reports' (with a dropdown arrow), 'AP Potential', and 'Popular Tools' (also with a dropdown arrow). The main content area displays a 'Score Report for PSAT/NMSQT' with tabs for 'Report Details', 'Test Questions', and 'Skills Insight'. The 'Report Details' tab is active, showing 'Your Total Score' as 880, with a range of 320 to 1520, and a 'Score Range: 840-920' link. To the right, a 'Popular Tools' dropdown menu is open, listing various resources: 'Make an Action Plan', 'AP & Core Coursework', 'College Search', 'Majors & Career Profiles', 'My Personality', 'Pay for College', 'SAT Practice', 'SAT Registration' (which is circled in blue), and 'Scholarships'. The bottom of the page shows a partial view of another score report with the number 760.

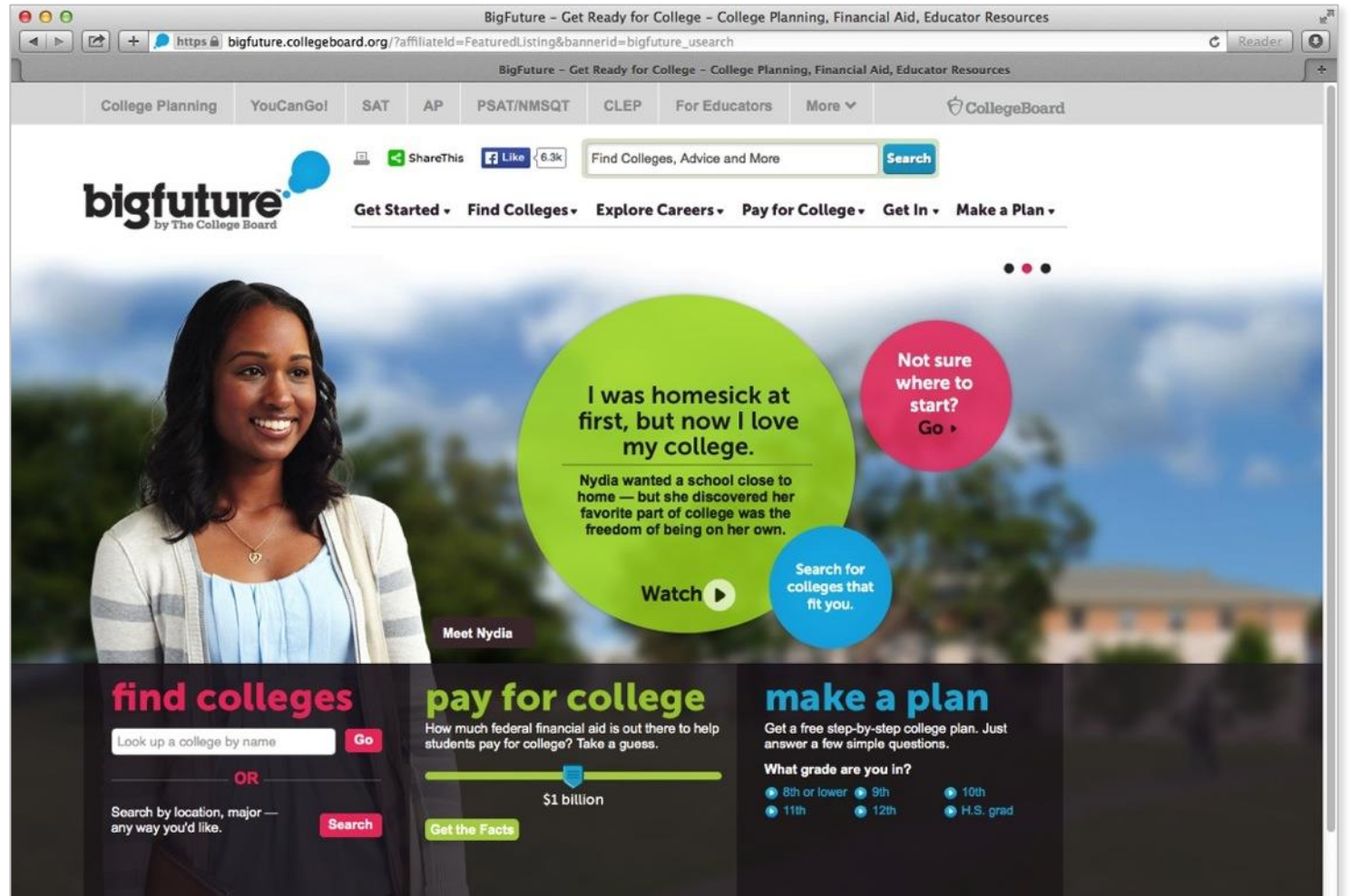
What Additional Resources Will Help Me Prepare for My Future?

- BigFuture™
 - College Action Plan
 - College Search
 - Scholarships
 - Financial Aid
- Roadmap to Careers
- Student Search Service®

The screenshot displays the CollegeBoard BigFuture dashboard. At the top, there are navigation tabs: Dashboard, My Score Reports (selected), AP Potential, and Popular Tools. Below these are sub-tabs: Report Details (selected), Test Questions, and Skills Insight. The main content area shows 'Your Total Score' as 880, with a range of 320 to 1520. Below this, it states 'Score Range: 840-920'. A message reads: 'Keep in mind, the PSAT/NMSQT and SAT are on the same scale.' Below this, it says: 'Your score shows you how you would have scored that day on the SAT. How well you do depends on what you do next!'. On the right side, there is a 'Popular Tools' dropdown menu with the following options: Make an Action Plan, College Search, Search College Majors, Roadmap to Careers, Pay for College, Scholarship Search, AP & Core Coursework, SAT Practice, SAT Registration, and Send SAT Scores. Below the menu, there is a score of 160 for the 11th Grade PSAT/NMSQT. At the bottom, there is a green checkmark icon and the text: 'You are on track for college re... Stay on track and continue your prog... share your scores on Khan Academ... free, personalized practice recomme...'

BigFuture™ — Search Colleges, Scholarships, and Careers

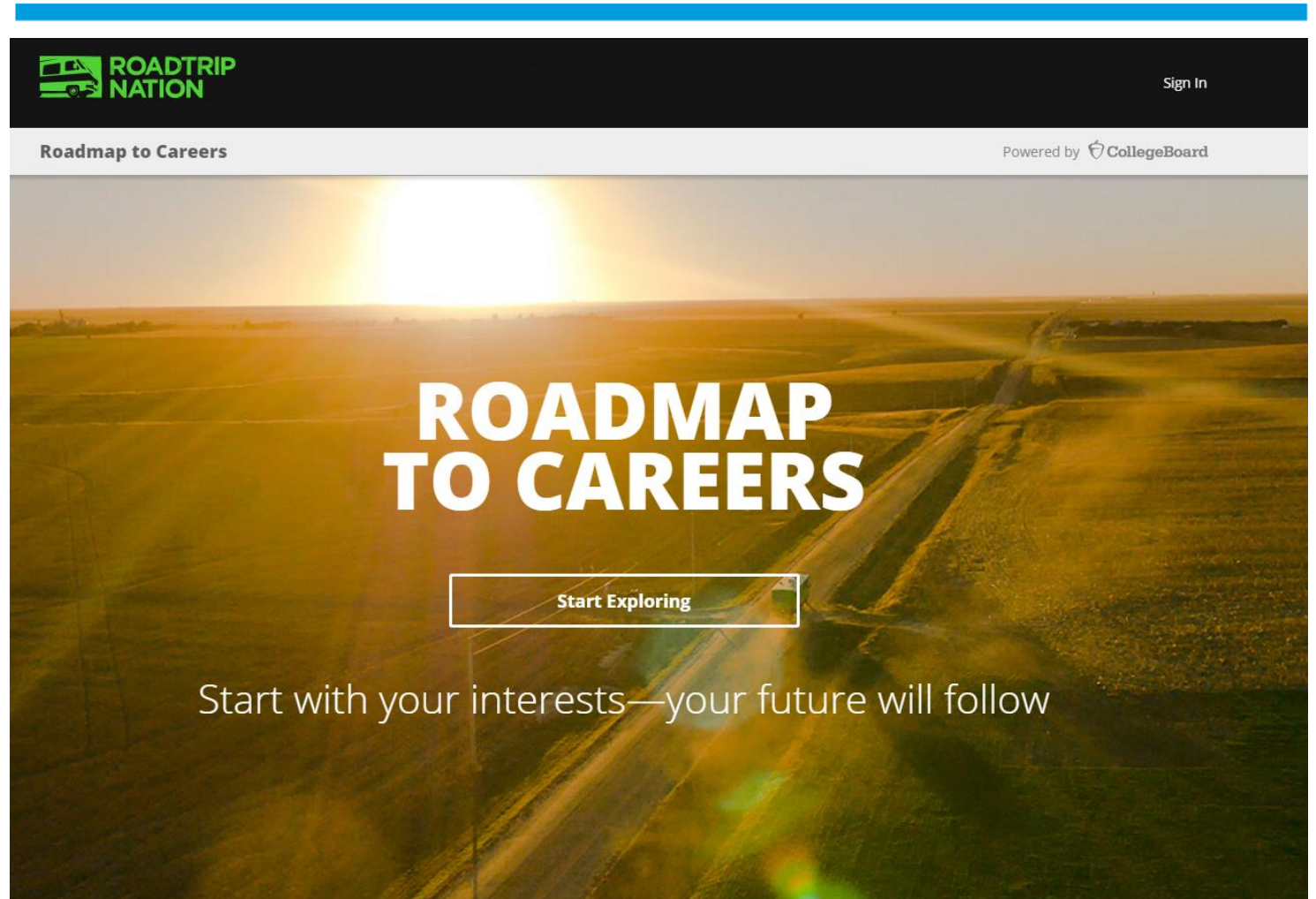
- Search for colleges.
- Watch videos from real students.
- Hear from education professionals.
- Learn about different colleges.
- Get help paying for college.
- Build a personalized plan for getting into college.



Road Map to Careers

Roadtrip Nation and College Board are partnering to help students connect with careers.

- Choose your core interests.
- Watch videos of leaders who share your interests.
- Learn about majors and careers that align to your interests.
- See examples of leaders who followed a similar path.



Student Search Service[®]

Connects students with information about educational and financial aid opportunities.

- Participate voluntarily.
- Connect with more than 1,200 colleges, universities, scholarship programs, and educational organizations.
- Sign up when you take an assessment in the SAT[®] Suite:
 1. Choose to participate in Student Search Service when registering for a College Board test (fill in the circle on the answer sheet).
 2. Provide information about yourself on your answer sheet.
 3. Participating organizations can then search for groups of students who may be a good fit.
 4. FYI: The College Board never shares information on disabilities, parental education, self-reported parental income, Social Security numbers, phone numbers, or actual test scores through Student Search Service.

Thank You.

PSAT/NMSQT®

 CollegeBoard /  NATIONAL MERIT
SCHOLARSHIP CORPORATION