



Hacienda La Puente
Unified School District



DECLINING ENROLLMENT

BOARD OF EDUCATION STUDY SESSION

A focus on Los Altos & Wilson High Schools

December 7, 2023

Dr. Karen Dabney-Lieras

Executive Director, Student and Family Services



DECLINING ENROLLMENT COMMITTEE

Members

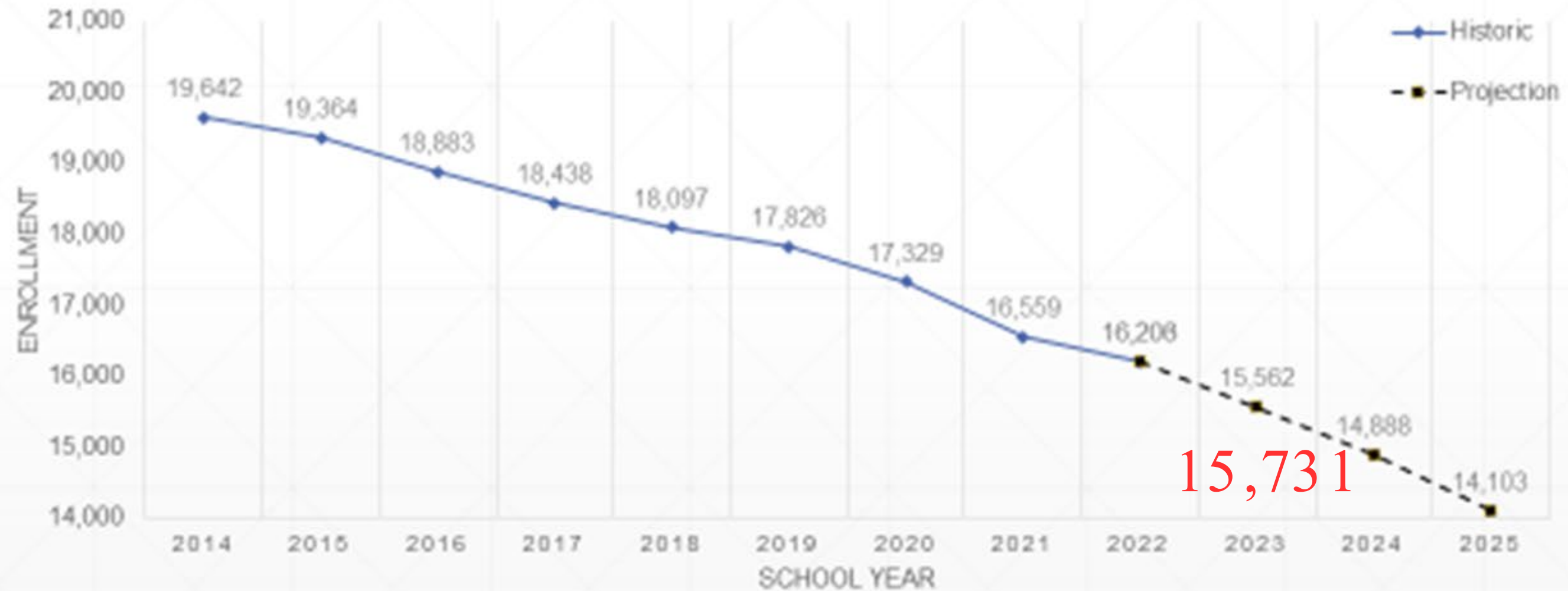
- 3 Associations
- 4 Principals representing 4 quads
- Executive Director of Student & Family Services
- Director of Fiscal Services

- Reviewed initial enrollment data
- Created a survey for families who currently attend outside their attendance boundary to learn why they chose not to attend their home school
- Currently reviewing Administrative Regulations and Board Policies on Open Enrollment, Inter/ Intra-district Permits
- Discussed the need to review data that includes elementary and middle school feeder patterns



District Declining Enrollment

Hacienda La Puente Unified School District 2014-2025 Historic* and Projected** Enrollment



Los Altos HS Enrollment Trends

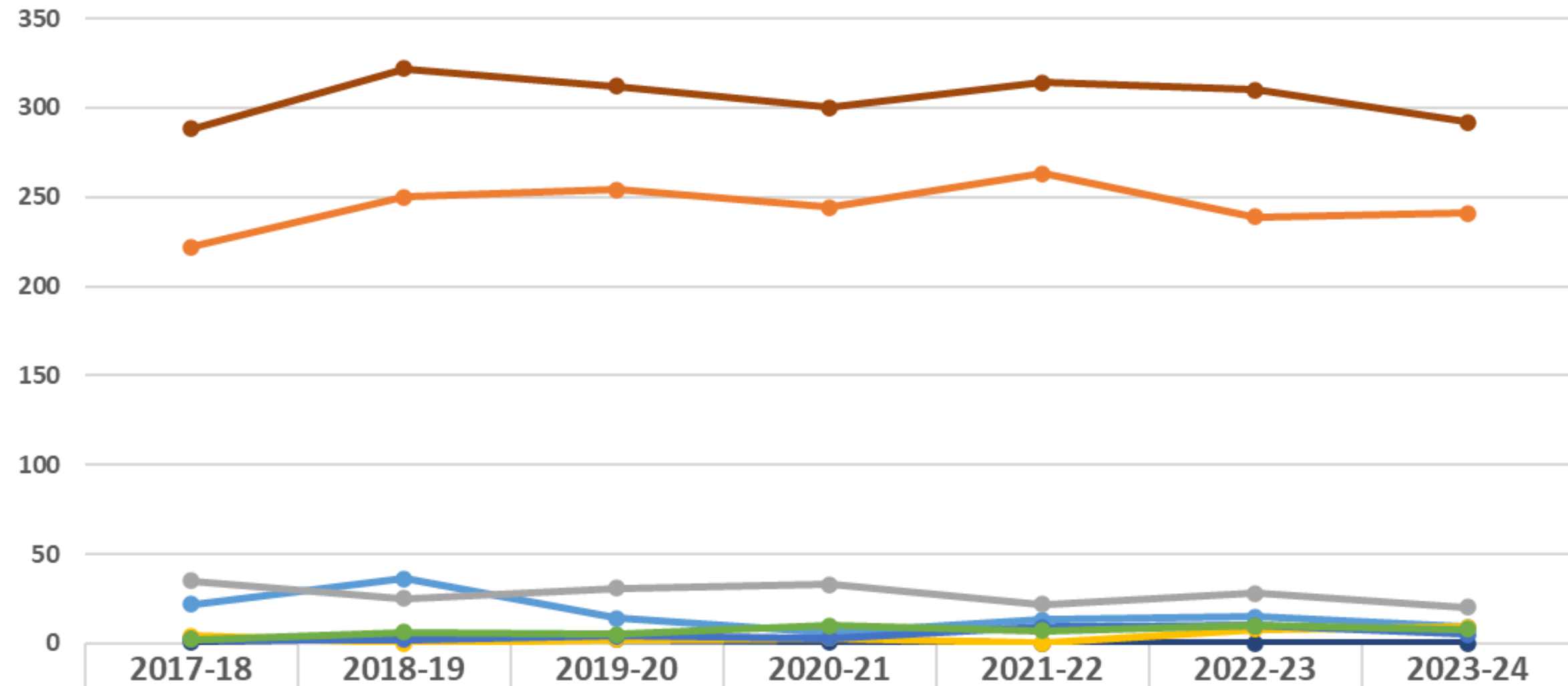


	Total	Total % Change	9th	10th	11th	12th
2016-2023		-14.7%				
2023-24	1573	0.8%	-5.9%	-22.0%	-16.6%	-17.6%
2022-23	1561	-5.7%	369	362	408	383
2021-22	1656	-4.8%	374	421	420	405
2020-21	1739	0.8%	438	434	429	398
2019-20	1725	1.0%	434	446	432	378
2018-19	1708	-4.0%	425	451	399	402
2017-18	1780	-3.4%	444	398	442	449
2016-17	1843		392	464	489	465

2017 - 2023 Los Altos High School Transfers Within District Over Time



This graph displays the number of students who did not attend Los Altos High School and currently attend elsewhere within HLPUSD.



● Grand Total	288	322	312	300	314	310	292
● Community Day	1	3	2	1			
● Puente Hills	22	36	14	6	13	15	9
● Stimson Learning Center	4		2	3		8	9
● Valley	35	25	31	33	22	28	20
● Wilson	222	250	254	244	263	239	241
● Workman	2	2	4	3	9	10	5
● La Puente	2	6	5	10	7	10	8

2017 - 2023 Los Altos High School Transfers Within District By Code



	2017-18	2018-19	2019-20	2020-21	2021-22	2022-23	2023-24
Allen Bill			2				
Inter Foster School of Origin					1		
Inter McKinney-Vento School of Origin		1					
Inter Permit Regular	1	2	1	1	3	3	
Intra McKinney-Vento School of Origin		1					
Intra Open Enrollment (TK K OE)	161	205	214	205	73	64	116
Intra Overage	2						
Intra Roll Over Choice	5	15	18	18	5		
Intra Special Circumstance	4	3					
Intra-IEP	4	10	16	18	1	2	5
Not Coded	111	89			234		171
Unknown			61	58			

Wilson HS Enrollment Trends



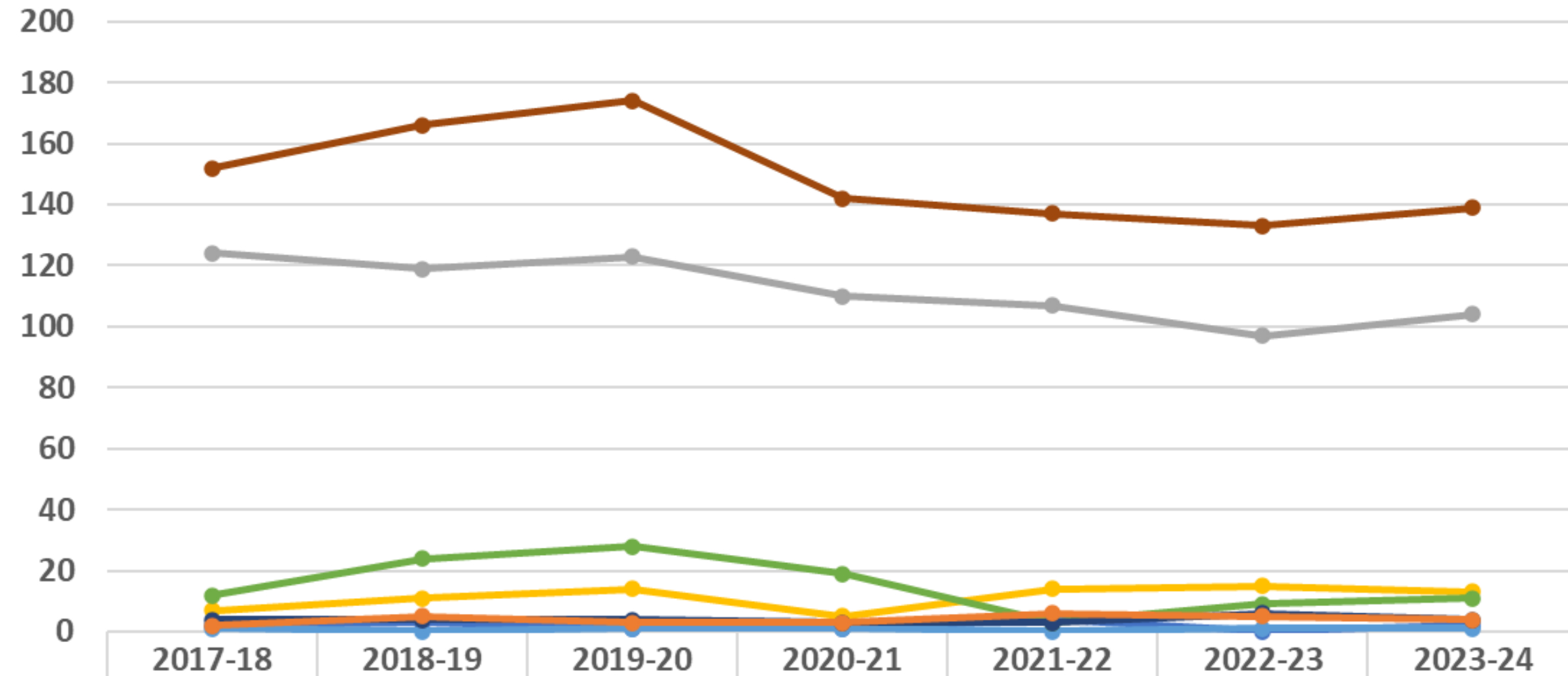
	Total	Total % Change	9th	10th	11th	12th
2016-2023		-8.6%				
2023-24	1423	-3.5%	4.3%	-5.2%	-9.7%	-11.4%
2022-23	1474	0.6%	388	345	344	357
2021-22	1465	0.6%	346	358	359	371
2020-21	1456	-0.7%	371	367	364	315
2019-20	1467	-1.7%	369	378	324	359
2018-19	1493	-2.0%	385	351	374	351
2017-18	1524	-2.1%	349	377	372	396
2016-17	1557		372	364	381	403

2017 - 2023 Wilson High School



Transfers Within District Over Time

This graph displays the number of students who did not attend Wilson High School and currently attend elsewhere within HLPUSD.



	2017-18	2018-19	2019-20	2020-21	2021-22	2022-23	2023-24
Grand Total	152	166	174	142	137	133	139
Community Day	2	3	1	1	4		2
Puente Hills	7	11	14	5	14	15	13
Stimson Learning Center	1		1	1		1	1
Valley	12	24	28	19	3	9	11
Los Altos	124	119	123	110	107	97	104
Workman	4	4	4	3	3	6	4
La Puente	2	5	3	3	6	5	4

2017 - 2023 Wilson High School Transfers Within District By Code



	2017-18	2018-19	2019-20	2020-21	2021-22	2022-23	2023-24
Inter Permit Regular	2		1	1	1	2	
Intra Foster School of Origin		1					
Intra McKinney-Vento School of Origin		2	2	1			
Intra Open Enrollment (TK K OE)	87	105	107	85	33	45	104
Intra Roll Over Choice	4	5	5	5			
Intra Special Circumstance						1	1
Intra-IEP	5	2	1	2	2	2	3
Not Coded	54	51			103		31
Unknown			58	48			

Students Exiting Los Altos High School from 2017 - 2023



	2017-18	2018-19	2019-20	2020-21	2021-22	2022-23	2023-24
Alternative Education or Independent Study Transfer (Non-discipline)				1			
Entered Institution / Military Program for Diploma	3	1					
Involuntary Transfer for Discipline to CA School					1		
Left, Next School Unknown (Truant)		2					
Left, Verified in Adult Ed. Program	8				1	1	
Moved to Foreign Country	2	5	3	4	3	2	
Moved, Verified in CA Private School					1	1	
Moved, Verified in other CA Public School	46	23	30	17	42	47	17
Moved, Verified in US District or School (Outside CA)	7	2	2	1	6	7	2
Other or Unknown	1					5	
Grand Total	67	33	35	23	54	63	19

Students Exiting Wilson High School from 2017 - 2023



	2017-18	2018-19	2019-20	2020-21	2021-22	2022-23	2023-24
Alternative Education or Independent Study Transfer (Non-discipline)		1					
Home School, not affiliated with Private School or Ind.Study	1						
Involuntary Transfer for Discipline to CA School			1	1			
Left, Medical Reason		1					
Left, Next School Unknown (Truant)		1		2			
Left, Verified in Adult Ed. Program	1			1			
Left, Verified in Post-Secondary Instruction	1		2				
Moved to Foreign Country	2		4		1	2	3
Moved, Verified in CA Private School	2	2		2	4	1	
Moved, Verified in other CA Public School	32	30	28	7	25	25	10
Moved, Verified in US District or School (Outside CA)	3	9	2	3	3	1	
Other or Unknown	1	2		1	2	2	
Grand Total	43	46	37	17	35	31	13

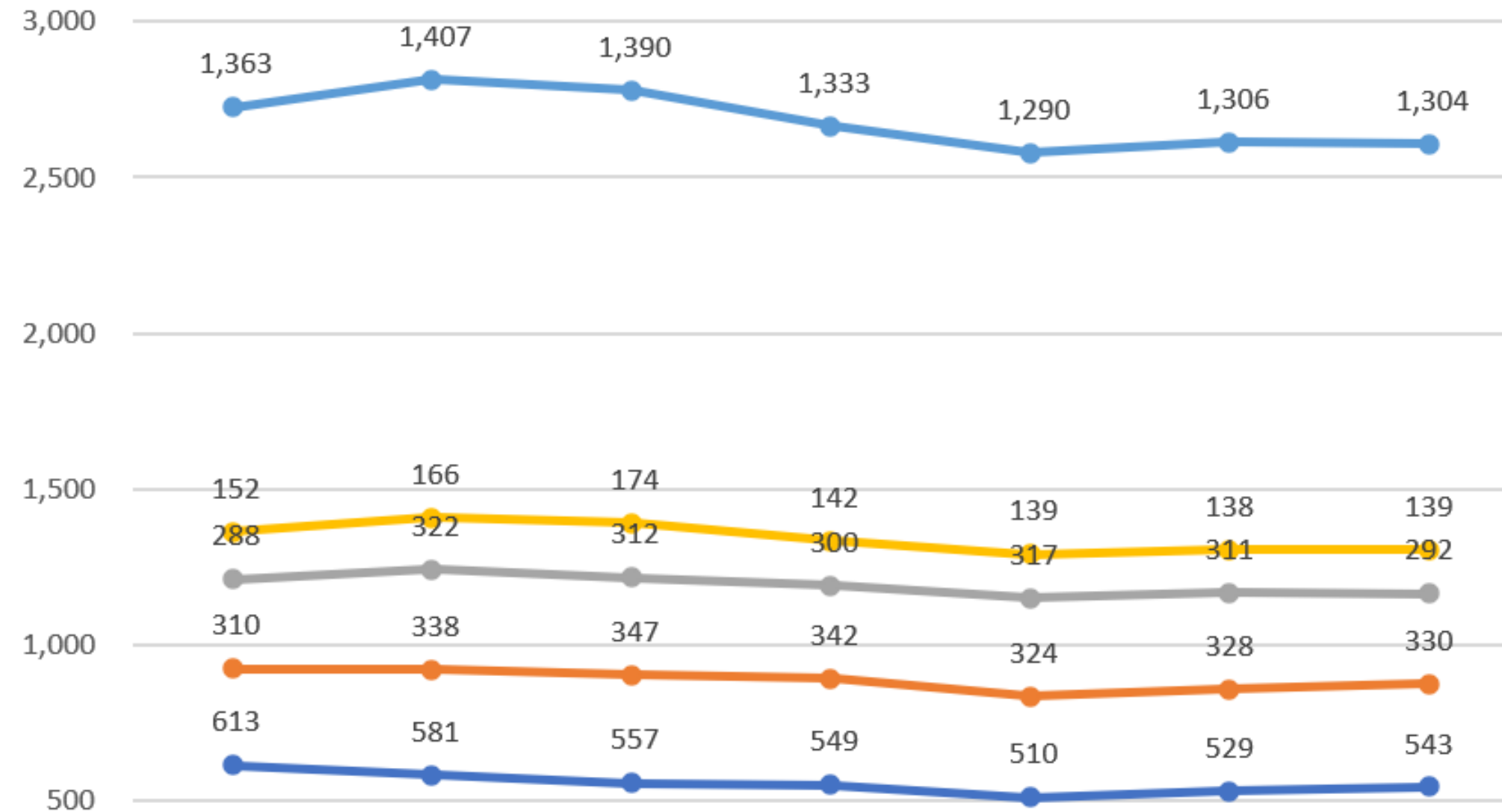
Student Transfers Within District

This is the total number of students who are not attending their home schools of Los Altos High School or Wilson High School and currently attend elsewhere within HLPUSD.

	2017-18	2018-19	2019-20	2020-21	2021-22	2022-23	2023-24
Wilson	152	166	174	142	139	50	139
Los Altos	288	326	312	300	317	69	292
Grand Total	440	492	486	442	456	119	431

Student Transfers Within District

From 2017-2023, the overall change in student transfers within the District is a net decrease of 4.32%.



	2017-18	2018-19	2019-20	2020-21	2021-22	2022-23	2023-24
Grand Total	1,363	1,407	1,390	1,333	1,290	1,306	1,304
Wilson	152	166	174	142	139	138	139
Los Altos	288	322	312	300	317	311	292
Workman	310	338	347	342	324	328	330
La Puente	613	581	557	549	510	529	543

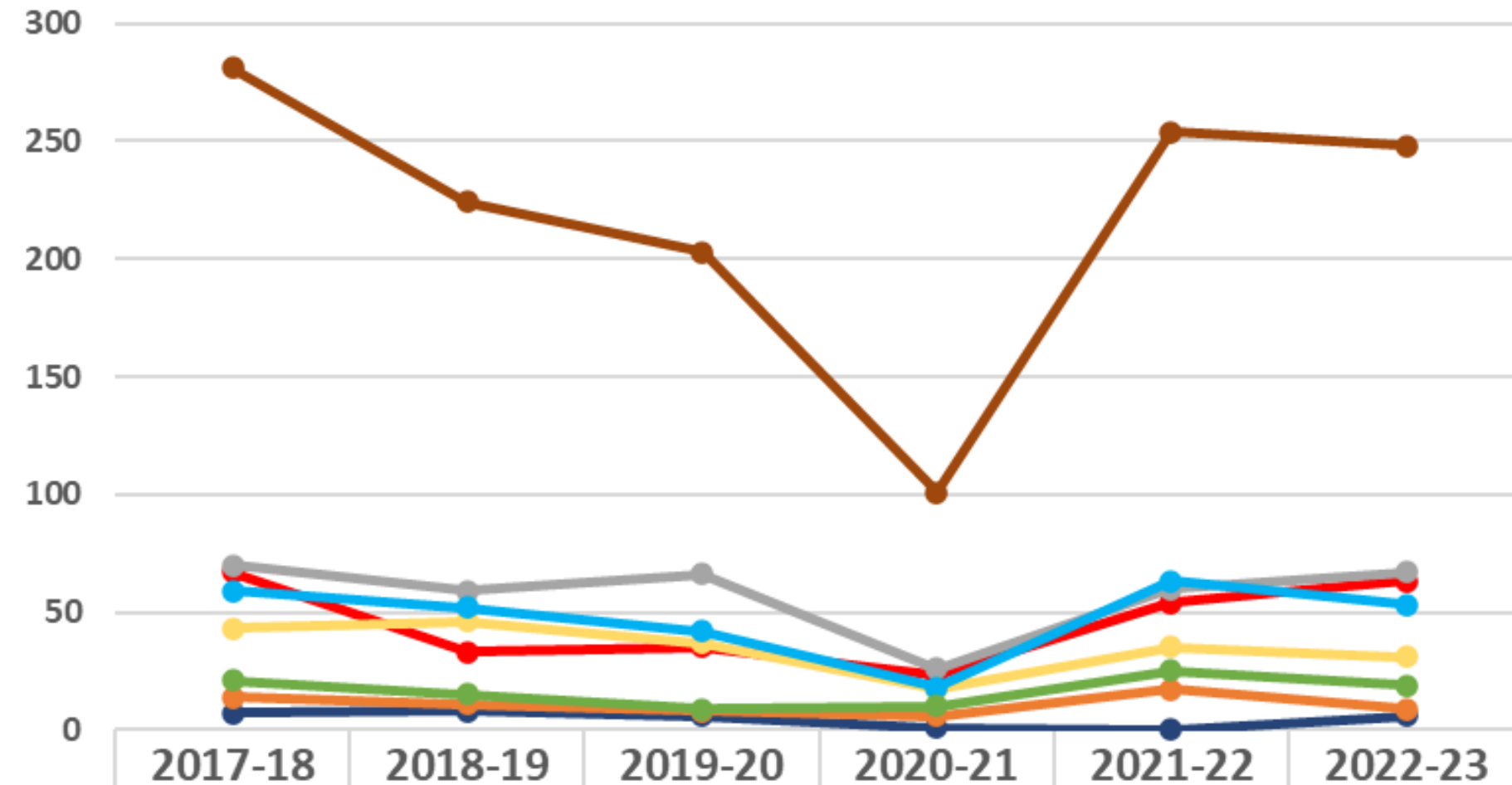
Student Transfers Within District

This is the number of students who are not attending their home school, but went elsewhere within HLPUSD on Open Enrollments and Intra Permits

	2017-18	2018-19	2019-20	2020-21	2021-22	2022-23	2023-24
La Puente	613	581	557	549	510	529	543
Los Altos	288	326	312	300	317	69	292
Wilson	152	166	174	142	139	50	139
Workman	310	338	347	342	324	328	330
Grand Total	1363	1411	1390	1333	1290	976	1304

Students at the High School Level Exiting HLPUSD from 2017 - 2023

From 2017-2023, the overall change in students exiting the District is a net decrease of 11.7%.



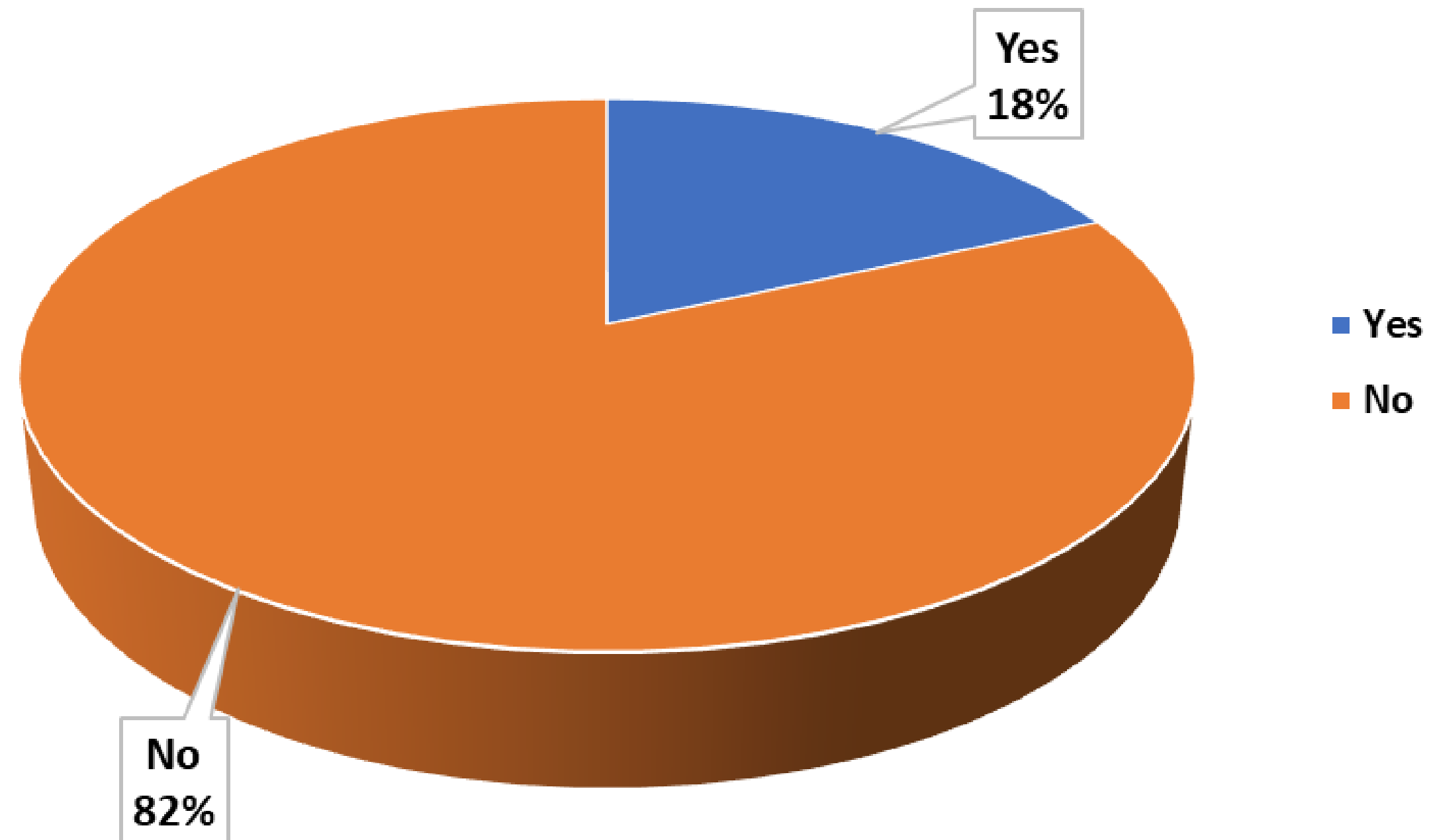
—●— Grand Total	281	224	203	101	254	248
—●— Community Day	7	8	6	1	0	6
—●— La Puente	67	33	35	23	54	63
—●— Los Altos	70	59	66	26	60	67
—●— Puente Hills	14	11	8	6	17	9
—●— Wilson	43	46	37	17	35	31
—●— Workman	59	52	42	18	63	53
—●— Valley	21	15	9	10	25	19

Students at the High School Level Exiting HLPUSD from 2017 - 2023

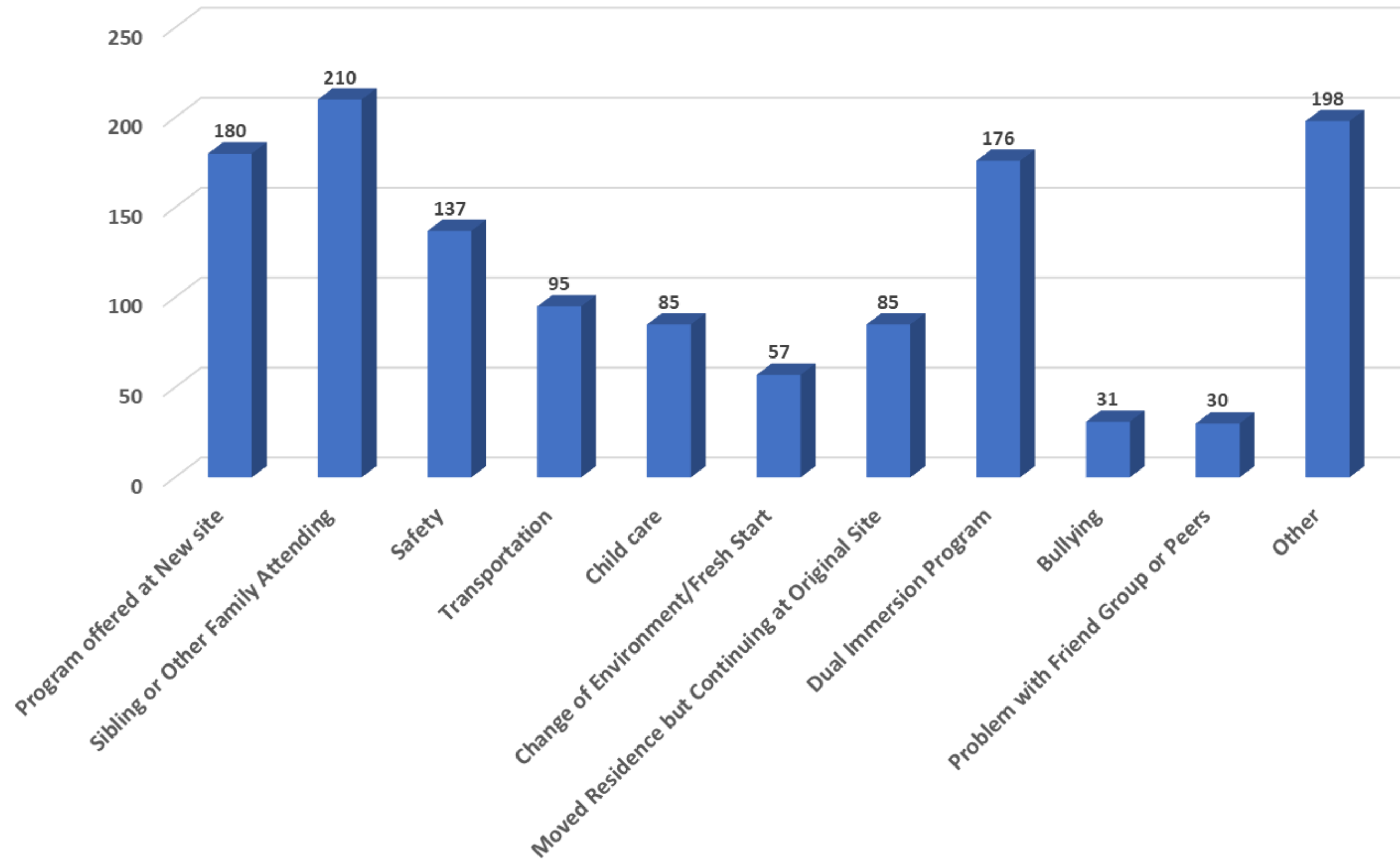
	2017-18	2018-19	2019-20	2020-21	2021-22	2022-23	2023-24	Grand Total
SpdED Exit (Prior Completer)	1							1
Other or Unknown	20	13	5	6	4	8	1	53
Moved, Verified in US District or School (Outside CA)	23	12	15	15	29	29	6	129
Moved, Verified in other CA Public School	202	165	151	56	178	176	59	987
Moved, Verified in CA Private School	4	11	4	5	8	4		36
Moved to Foreign Country	7	10	17	6	9	12	4	65
Left, Verified in Post-Secondary Instruction	2		2					4
Left, Verified in Adult Ed. Program	15	2		3	7	5		32
Left, Unverified in Post-Secondary Instruction	2							2
Left, Next School Unknown (Truant)		7	7	8	17	11	3	53
Left, Medical Reason		2						2
Involuntary Transfer for Discipline to CA School			2	1	1	1		5
Hospitalization	1							1
Home School, not affiliated with Private School or Ind.Study	1							1
Entered Institution / Military Program for Diploma	3	1				2		6
Alternative Education or Independent Study Transfer (Non-discipline)		1		1	1			3
Grand Total	281	224	203	101	254	248	73	1380

Declining Enrollment Committee Survey Results

Is there anything that could have changed your decision to select a different school instead of attending your home school?



Why did you decide to have your student attend a different school in our district?





QUESTIONS & NEXT STEPS

