



Fairport Harbor Exempted Village School District

Learning Today Leading Tomorrow

February 28th, 2023



Project Design Update



Agenda

Project Design Update

Overall Schedule Update

Site Design / Floor

Plans / 3d Massing

Exterior Renderings

Next Steps

Q&A



Overall Schedule Update

Schematic Design (SD)

- Complete as January 23rd
- SD estimates received from the CMR and currently the project is on budget.

Design Development (DD)

- Jan. 2023 – April 2023
- Ongoing Staff Engagement meetings.
- Plans and site layouts to progress with ongoing input.
- Once DD documents are complete there will be an updated CMR estimate to follow.

Early Site Package

- June 2023

GMP (Guaranteed Maximum Price) Documents

- June 2023

Bid Documents

- September 2023

Construction

- Oct. 2023 – Sept. 2025

Site Design/ Floor Plans/ 3d Massing



AIRPORT HARBOR EX

First Floor Plan [PreK-3]



- ACADEMIC**
- SPECIAL EDUCATION**
- ADMINISTRATION**
- MEDIA CENTER/
LIBRARY**
- MUSIC**
- DINING**
- KITCHEN**
- PHYSICAL EDUCATION**
- ART**
- MECHANICAL**

Second Floor Plan [4-7]



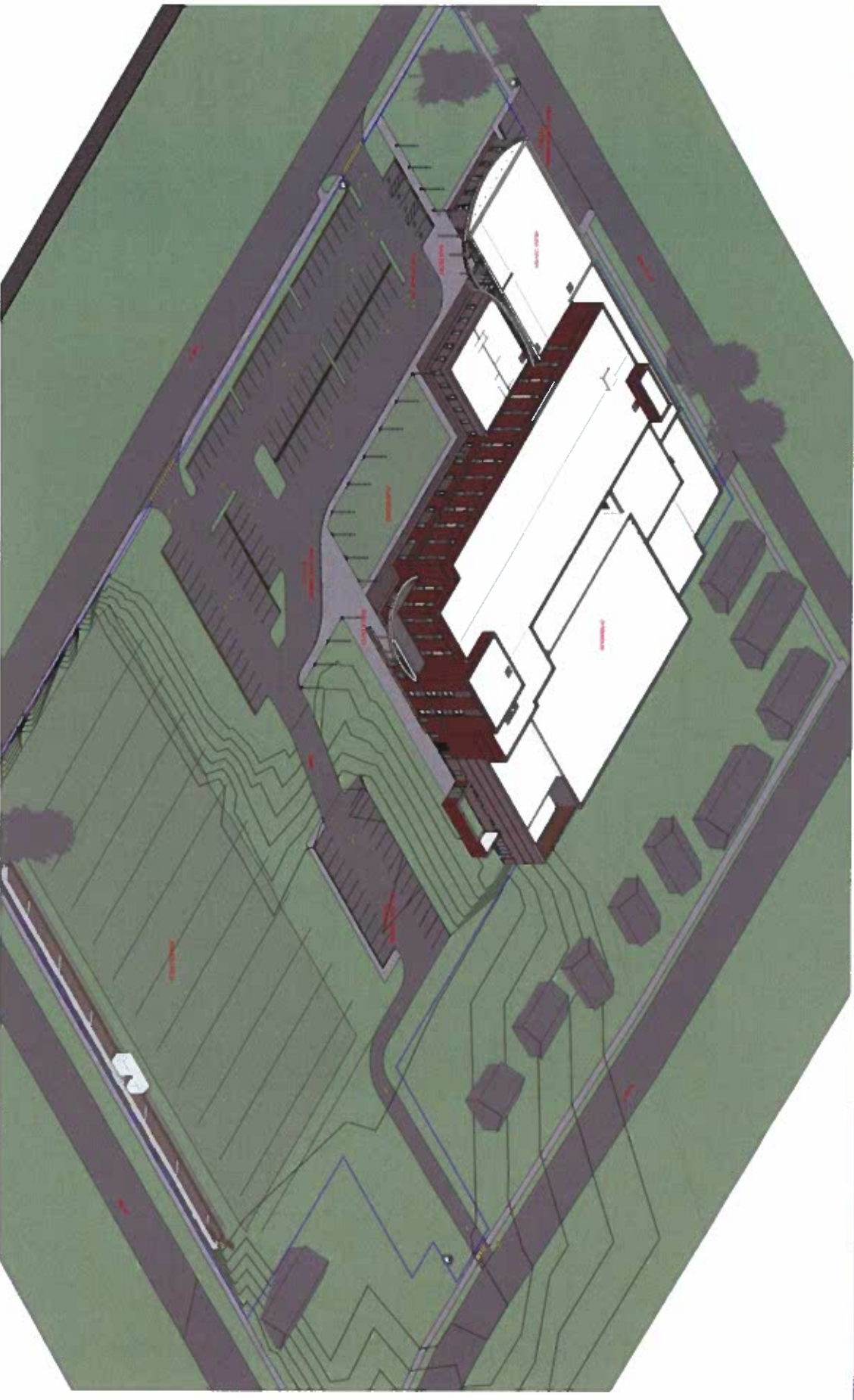
- ACADEMIC**
- SPECIAL EDUCATION**
- ADMINISTRATION**
- MEDIA CENTER/
LIBRARY**
- MUSIC**
- DINING**
- KITCHEN**
- PHYSICAL EDUCATION**
- ART**
- MECHANICAL**

Third Floor Plan [8-12]

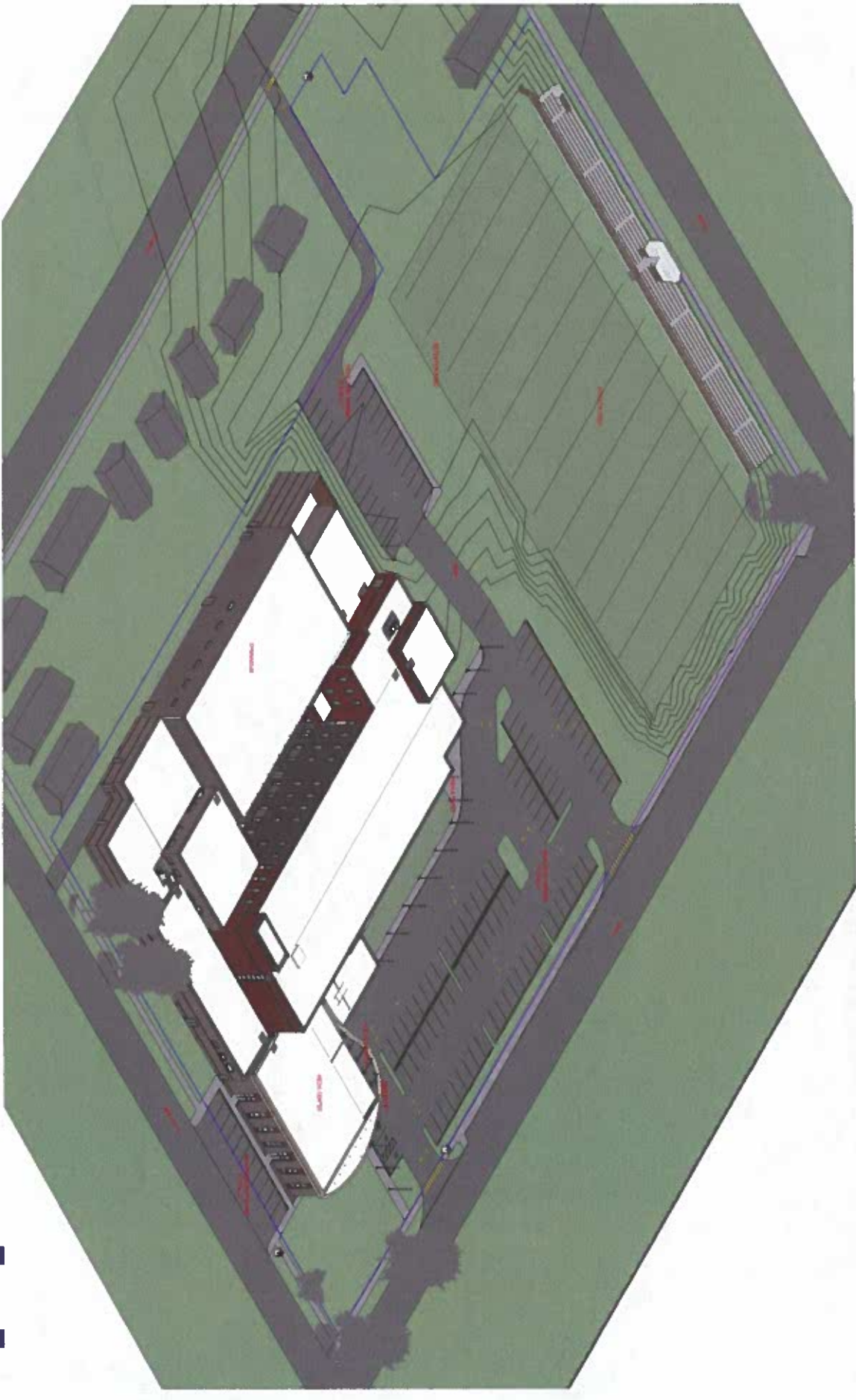


- ACADEMIC
- SPECIAL EDUCATION
- ADMINISTRATION
- MEDIA CENTER/
LIBRARY
- MUSIC
- DINING
- KITCHEN
- PHYSICAL EDUCATION
- ART
- MECHANICAL

3D Massing View Looking Southwest



3D Massing View Looking Northeast



A group of approximately ten people are gathered around a long table in a meeting room. They are looking at large architectural renderings or blueprints spread across the table. The room has a dark wall with a whiteboard and a sign that says "Do Not Touch". The lighting is dim, and the overall atmosphere is professional and collaborative.

Exterior Renderings



Aerial View Looking West



3D Aerial View Looking South



Perspective View 1



Perspective View 2




View - Playground



Perspective View 3



Perspective View 4



Perspective View 5



Perspective View 6



Perspective View 7



Next Steps



Next Steps

- Complete Design Development documentation April.
- Continue ongoing design and staff engagement meetings.
- Traffic Study March.
- Tabulating results from the online design survey.
- Continue with constructability and phasing reviews with CMR.
- Prepare Early Site Package
- CMR Meeting with the Community May



Q & A

