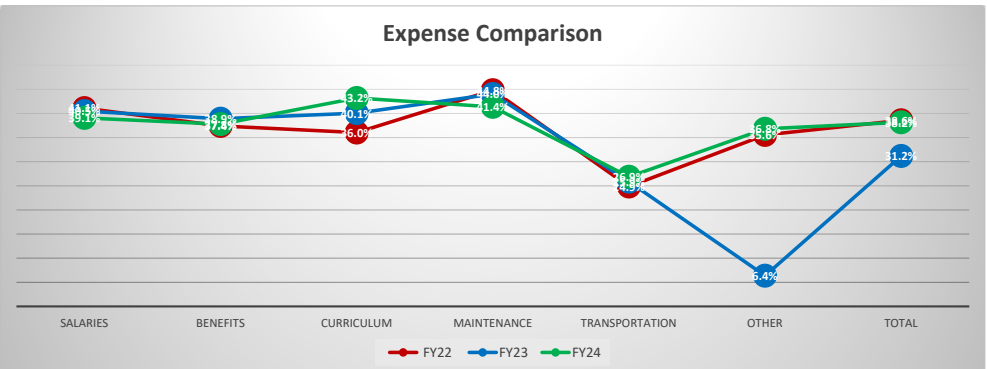
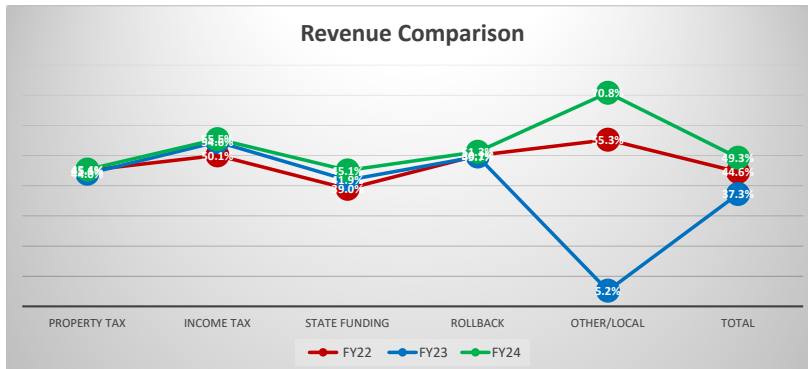




Valley View Local Schools
Fiscal Year 2024 Financial Breakdown - November

REVENUE	CURRENT - Fiscal Year 2024				Fiscal Year 2023 Comparison			Fiscal Year 2022 Comparison			Notes
	Projection	Actual	%	Remaining	To-Date	Total FY	%	To-Date	Total FY	%	
Property Tax	6,038,091	2,738,814	45.4%	3,299,277	2,686,783	6,109,090	44.0%	2,716,366	6,024,741	45.1%	
Income Tax	6,482,869	3,595,576	55.5%	2,887,293	3,656,991	6,703,673	54.6%	2,744,879	5,482,619	50.1%	
State Funding	9,034,535	4,073,695	45.1%	4,960,840	3,813,334	9,106,822	41.9%	3,520,317	9,028,917	39.0%	
Rollback	790,272	405,220	51.3%	385,052	403,463	811,611	49.7%	404,390	807,537	50.1%	
Other/Local	958,947	679,156	70.8%	279,791	340,308	6,530,000	5.2%	696,855	1,260,871	55.3%	
Total	23,304,714	11,492,461	49.3%	11,812,253	10,900,880	29,261,195	37.3%	10,082,807	22,604,686	44.6%	

EXPENSE	CURRENT - Fiscal Year 2024				Fiscal Year 2023 Comparison			Fiscal Year 2022 Comparison			Notes
	Projection	Actual	%	Remaining	To-Date	Total FY	%	To-Date	Total FY	%	
Salaries	11,824,456	4,620,836	39.1%	7,203,620	4,523,102	11,168,781	40.5%	4,416,212	10,741,804	41.1%	
Benefits	5,093,374	1,924,652	37.8%	3,168,722	1,805,668	4,640,856	38.9%	1,565,599	4,184,617	37.4%	
Curriculum	2,246,942	970,784	43.2%	1,276,158	939,494	2,344,762	40.1%	714,579	1,982,400	36.0%	
Maintenance	533,420	220,662	41.4%	312,758	225,581	512,425	44.0%	242,797	541,740	44.8%	
Transportation	1,829,305	491,598	26.9%	1,337,707	392,247	1,517,025	25.9%	325,242	1,308,248	24.9%	
Other	958,339	352,751	36.8%	605,588	409,086	6,421,767	6.4%	325,002	914,082	35.6%	
Total	22,485,836	8,581,283	38.2%	13,904,553	8,295,177	26,605,616	31.2%	7,589,430	19,672,891	38.6%	



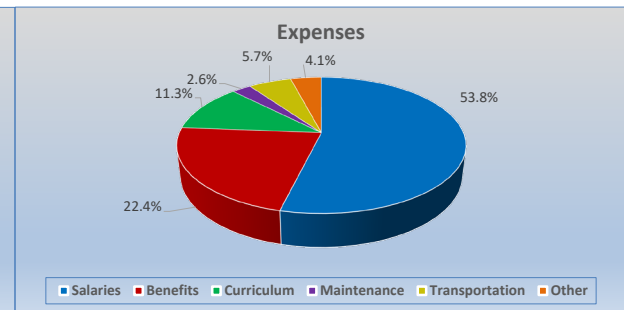
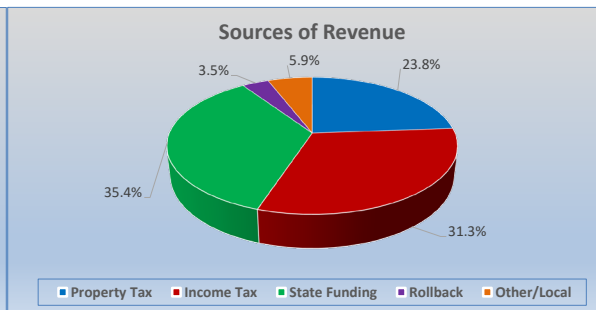
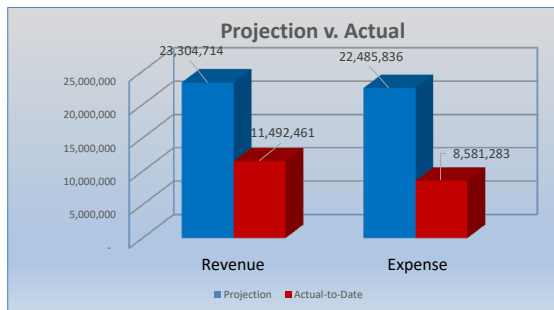


Valley View Local Schools Financial Summary

REVENUE	July	August	September	October	November	December	January	February	March	April	May	June	Projected
FY24	4,862,732	889,622	1,852,151	2,671,511	1,216,445								
	4,862,732	5,752,355	7,604,505	10,276,016	11,492,461	11,492,461	11,492,461	11,492,461	11,492,461	11,492,461	11,492,461	11,492,461	23,304,714
FY23	4,917,134	873,071	1,673,348	2,245,907	1,191,420	772,181	2,191,046	2,716,649	6,593,380	3,982,667	1,269,532	834,861	
	4,917,134	5,790,205	7,463,553	9,709,460	10,900,880	11,673,061	13,864,107	16,580,755	23,174,135	27,156,802	28,426,334	29,261,195	21,876,466
FY22	4,442,492	787,767	1,782,448	1,944,995	1,125,105	723,470	2,822,885	2,564,965	777,532	3,565,481	1,285,193	782,354	
	4,442,492	5,230,259	7,012,707	8,957,702	10,082,807	10,806,277	13,629,161	16,194,126	16,971,658	20,537,139	21,822,332	22,604,686	20,897,756
FY21	2,119,691	2,165,643	954,929	1,765,708	1,888,486	958,347	1,608,580	2,857,827	1,010,263	1,936,743	2,349,799	1,036,256	
	2,119,691	4,285,334	5,240,263	7,005,971	8,894,457	9,852,804	11,461,384	14,319,211	15,329,474	17,266,217	19,616,016	20,652,272	19,497,996

EXPENSE	July	August	September	October	November	December	January	February	March	April	May	June	Projected
FY24	1,594,103	1,587,292	1,616,084	1,920,381	1,863,425	-	-	-	-	-	-	-	
	1,594,103	3,181,394	4,797,478	6,717,858	8,581,283	8,581,283	8,581,283	8,581,283	8,581,283	8,581,283	8,581,283	8,581,283	22,485,836
FY23	1,508,074	1,525,572	1,673,371	1,730,750	1,857,409	7,301,758	1,910,624	1,852,004	1,758,721	1,925,125	1,642,192	1,920,015	
	1,508,074	3,033,646	4,707,017	6,437,767	8,295,177	15,596,935	17,507,559	19,359,563	21,118,284	23,043,409	24,685,601	26,605,616	20,866,515
FY22	1,591,653	1,389,498	1,455,570	1,503,545	1,649,164	1,604,339	1,898,670	1,535,370	1,582,442	1,858,215	1,809,964	1,794,459	
	1,591,653	2,981,150	4,436,721	5,940,266	7,589,430	9,193,769	11,092,440	12,627,810	14,210,252	16,068,468	17,878,432	19,672,891	19,918,814
FY21	1,443,091	1,418,448	1,476,848	1,592,118	1,594,004	1,497,146	1,715,265	1,589,018	1,485,822	1,779,792	1,680,215	1,821,139	
	1,443,091	2,861,539	4,338,386	5,930,505	7,524,508	9,021,654	10,736,920	12,325,937	13,811,759	15,591,551	17,271,766	19,092,905	20,682,917

Cash	July	August	September	October	November	December	January	February	March	April	May	June	Projected
*FY24	15,749,853	15,052,184	15,288,251	16,039,381	15,392,402	15,392,402	15,392,402	15,392,402	15,392,402	15,392,402	15,392,402	15,392,402	
													13,300,102
*PI Cash	1,856,271	1,713,000	1,802,914	967,571	961,927	-	-	-	-	-	-	-	
													12,481,224





Fiscal Year 2024

	July	August	September	Quarter 1	October	November	December	Quarter 2	January	February	March	Quarter 3	April	May	June	Quarter 4	Fiscal End	2025 Fiscal End	2026 Fiscal End	2027 Fiscal End
Revenue																				
Plan	4,809,827	860,864	1,653,802	7,324,493	2,183,548	1,172,183	763,840	11,444,064	2,137,661	2,685,366	1,072,564	17,339,655	3,899,178	1,168,567	897,313	23,304,713	23,304,713	23,456,456	23,578,001	23,753,104
Actual	4,862,732	889,622	1,852,151	7,604,505	2,671,511	1,216,445	-	12,256,301	-	-	-	18,151,892	-	-	-	24,116,950	24,116,950	-	-	-
Variance over/(under)	52,905	28,758	198,349	280,012	487,963	44,262	(763,840)	812,237	(2,137,661)	(2,685,366)	(1,072,564)	812,237	(3,899,178)	(1,168,567)	(897,313)	812,237	812,237	-	-	-
Previous Year	4,917,134	873,071	1,673,348	7,463,553	2,245,907	1,191,420	772,181	11,673,061	2,191,046	2,716,649	6,593,380	23,174,135	3,982,667	1,269,532	834,861	29,261,195	29,261,195	-	-	-
Property Taxes																				
Plan	1,775,664	571	879,323	2,655,558	-	-	-	2,655,558	-	1,928,556	3,303	4,587,417	1,450,674	-	-	6,038,091	6,038,091	6,135,460	6,205,888	6,272,572
Actual	1,847,314	1,275	890,225	2,738,814	-	-	-	2,738,814	-	-	-	4,670,673	-	-	-	6,121,347	6,121,347	-	-	-
Variance over/(under)	71,650	704	10,902	83,256	-	-	-	83,256	-	(1,928,556)	(3,303)	83,256	(1,450,674)	-	-	83,256	83,256	-	-	-
Previous Year	1,796,543	578	889,663	2,686,783	-	-	-	2,686,783	-	1,951,233	3,342	4,641,358	1,467,731	-	-	6,109,090	6,109,090	-	-	-
State Funding																				
Plan	738,672	795,452	737,556	2,271,680	761,011	750,373	736,648	4,519,712	796,093	725,701	734,862	6,776,368	765,478	744,815	747,873	9,034,534	9,034,534	9,042,668	9,046,748	9,107,895
Actual	745,309	817,257	744,328	2,306,894	1,209,957	556,844	-	4,810,343	-	-	-	7,066,999	-	-	-	9,325,165	9,325,165	-	-	-
Variance over/(under)	6,637	21,805	6,772	35,214	448,946	(193,529)	(736,648)	290,631	(796,093)	(725,701)	(734,862)	290,631	(765,478)	(744,815)	(747,873)	290,631	290,631	-	-	-
Previous Year	744,582	801,817	743,458	2,289,856	767,100	756,377	742,542	4,555,876	802,463	731,507	740,742	6,830,588	771,603	750,774	753,856	9,106,822	9,106,822	-	-	-
Rollback																				
Plan	-	-	299	299	-	392,556	-	392,855	-	-	-	392,855	298	397,118	-	790,271	790,271	782,371	774,084	764,870
Actual	-	-	338	338	-	404,882	-	405,220	-	-	-	405,220	-	-	-	802,636	802,636	-	-	-
Variance over/(under)	-	-	39	39	-	12,326	-	12,365	-	-	-	12,365	(298)	(397,118)	-	110,365	110,365	-	-	-
Previous Year	-	-	307	307	-	403,156	-	403,463	-	-	-	403,463	306	489,726	(81,885)	811,611	811,611	-	-	-
Income Tax																				
Plan	2,253,763	-	-	2,253,763	1,282,775	-	-	3,536,538	1,316,958	-	-	4,853,496	1,629,373	-	-	6,482,869	6,482,869	6,547,698	6,613,175	6,679,306
Actual	2,165,561	-	-	2,165,561	1,430,015	-	-	3,595,576	-	-	-	4,912,534	-	-	-	6,541,907	6,541,907	-	-	-
Variance over/(under)	(88,202)	-	-	(88,202)	147,240	-	-	59,038	(1,316,958)	-	-	59,038	(1,629,373)	-	-	59,038	59,038	-	-	-
Previous Year	2,330,525	-	-	2,330,525	1,326,466	-	-	3,656,991	1,361,758	-	55	5,018,804	1,684,869	-	-	6,703,673	6,703,673	-	-	-
Local/Other																				
Plan	41,728	64,841	36,624	143,193	139,762	29,254	27,192	339,401	24,610	31,109	334,399	729,519	53,355	26,634	149,440	958,948	958,948	948,259	938,106	928,461
Actual	104,548	71,090	217,260	392,898	31,539	254,719	-	706,348	-	-	-	1,096,466	-	-	-	1,325,895	1,325,895	-	-	-
Variance over/(under)	62,820	6,249	180,636	249,705	(108,223)	225,465	(27,192)	366,947	(24,610)	(31,109)	(334,399)	366,947	(53,355)	(26,634)	(149,440)	366,947	366,947	-	-	-
Previous Year	45,484	70,677	39,920	156,081	152,341	31,887	29,639	369,947	26,825	33,908	5,849,241	6,279,921	58,157	29,031	162,890	6,530,000	6,530,000	-	-	-
Expense																				
Plan	1,607,719	1,625,117	1,782,229	5,015,065	1,841,324	1,975,453	1,932,300	10,764,142	2,043,334	1,969,363	1,872,468	16,649,307	2,045,700	1,749,114	2,041,717	22,485,838	22,485,838	24,135,569	25,039,671	25,983,383
Actual	1,594,103	1,587,292	1,616,084	4,797,478	1,920,381	1,863,425	-	10,625,611	-	-	-	16,510,776	-	-	-	22,347,307	22,347,307	-	-	-
Variance over/(under)	(13,616)	(37,825)	(166,145)	(217,587)	79,057	(112,028)	(1,932,300)	(138,531)	(2,043,334)	(1,969,363)	(1,872,468)	(138,531)	(2,045,700)	(1,749,114)	(2,041,717)	(138,531)	(138,531)	-	-	-
Previous Year	1,508,074	1,525,572	1,673,371	4,707,017	1,730,750	1,857,409	7,301,758	15,596,935	1,910,624	1,852,004	1,758,721	21,118,284	1,925,125	1,642,192	1,920,015	26,605,616	26,605,616	-	-	-
Wages																				
Plan	884,118	893,609	932,613	2,710,340	951,163	1,127,133	953,381	5,742,017	1,011,090	958,807	1,062,551	8,774,465	970,878	966,451	1,112,663	11,824,457	11,824,457	12,465,387	12,928,500	13,409,766
Actual	875,677	865,740	906,790	2,648,207	944,536	1,028,092	-	5,574,217	-	-	-	8,606,665	-	-	-	11,656,657	11,656,657	-	-	-
Variance over/(under)	(8,441)	(27,869)	(25,823)	(62,133)	(6,627)	(99,041)	(953,381)	(167,800)	(1,011,090)	(958,807)	(1,062,551)	(167,800)	(970,878)	(966,451)	(1,112,663)	(167,800)	(167,800)	-	-	-
Previous Year	835,093	844,058	880,899	2,560,049	898,420	1,064,633	900,515	5,423,617	955,025	905,640	1,003,631	8,287,913	917,042	912,861	1,050,965	11,168,781	11,168,781	-	-	-
Benefits																				
Plan	403,738	380,526	420,403	1,204,667	392,708	384,359	404,311	2,386,045	679,681	411,668	409,027	3,886,421	401,918	403,428	401,608	5,093,375	5,093,375	5,416,537	5,726,576	6,057,846
Actual	392,913	412,631	394,281	1,199,825	366,122	358,705	-	2,328,963	-	-	-	3,829,339	-	-	-	5,036,293	5,036,293	-	-	-
Variance over/(under)	(10,825)	32,105	(26,122)	(4,842)	(26,586)	(25,654)	(404,311)	(57,082)	(679,681)	(411,668)	(409,027)	(57,082)	(401,918)	(403,428)	(401,608)	(57,082)	(57,082)	-	-	-
Previous Year	367,868	346,718	383,052	1,097,639	357,818	350,211	368,390	2,174,057	619,295	375,094	372,687	3,541,133	366,210	367,585	365,928	4,640,856	4,640,856	-	-	-
Educational Support																				
Plan	319,863	350,982	429,213	1,100,058	497,453	463,961	574,608	2,636,080	352,563	598,888	400,890	3,988,421	672,904	379,235	527,446	5,568,006	5,568,006	6,253,645	6,384,595	6,515,771
Actual	325,513	308,920	315,013	949,445	609,722	476,628	-	2,610,403	-	-	-	3,962,744	-	-	-	5,542,329	5,542,329	-	-	-
Variance over/(under)	5,650	(42,062)	(114,200)	(150,613)	112,269	12,667	(574,608)	(725,677)	(352,563)	(598,888)	(400,890)	(25,677)	(672,904)	(379,235)	(527,446)	(125,677)	(125,677)	-	-	-
Previous Year	305,113	334,797	409,420	1,049,329	474,512	442,566	6,032,854	7,999,260	336,304	571,270	382,403	9,289,237	641,873	361,746	503,122	10,795,979	10,795,979	-	-	-