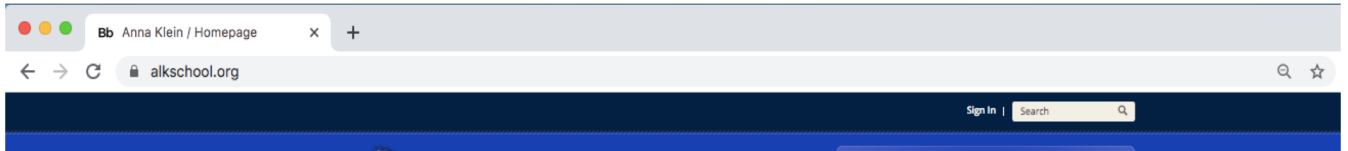


# Parent Portal PowerSchool for Parents

Step 1: Go to [alkschool.org](https://alkschool.org) on your web browser



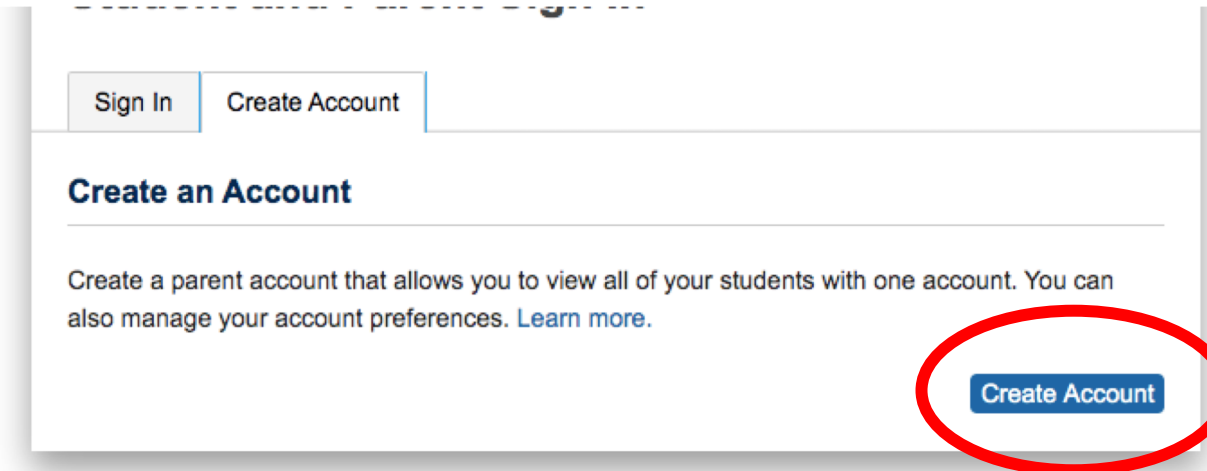
Step 2: Click on the PowerSchool icon.



Step 3: Click on create account.

A screenshot of the PowerSchool SIS "Student and Parent Sign In" page. The page has a blue header with the "PowerSchool SIS" logo. Below the header, there are two buttons: "Sign In" and "Create Account". The "Create Account" button is circled in red. Below the buttons are two input fields: "Username" and "Password". At the bottom right, there is a "Sign In" button. A link for "Forgot Username or Password?" is located below the password field.

Step 4: Click the blue create account button again.



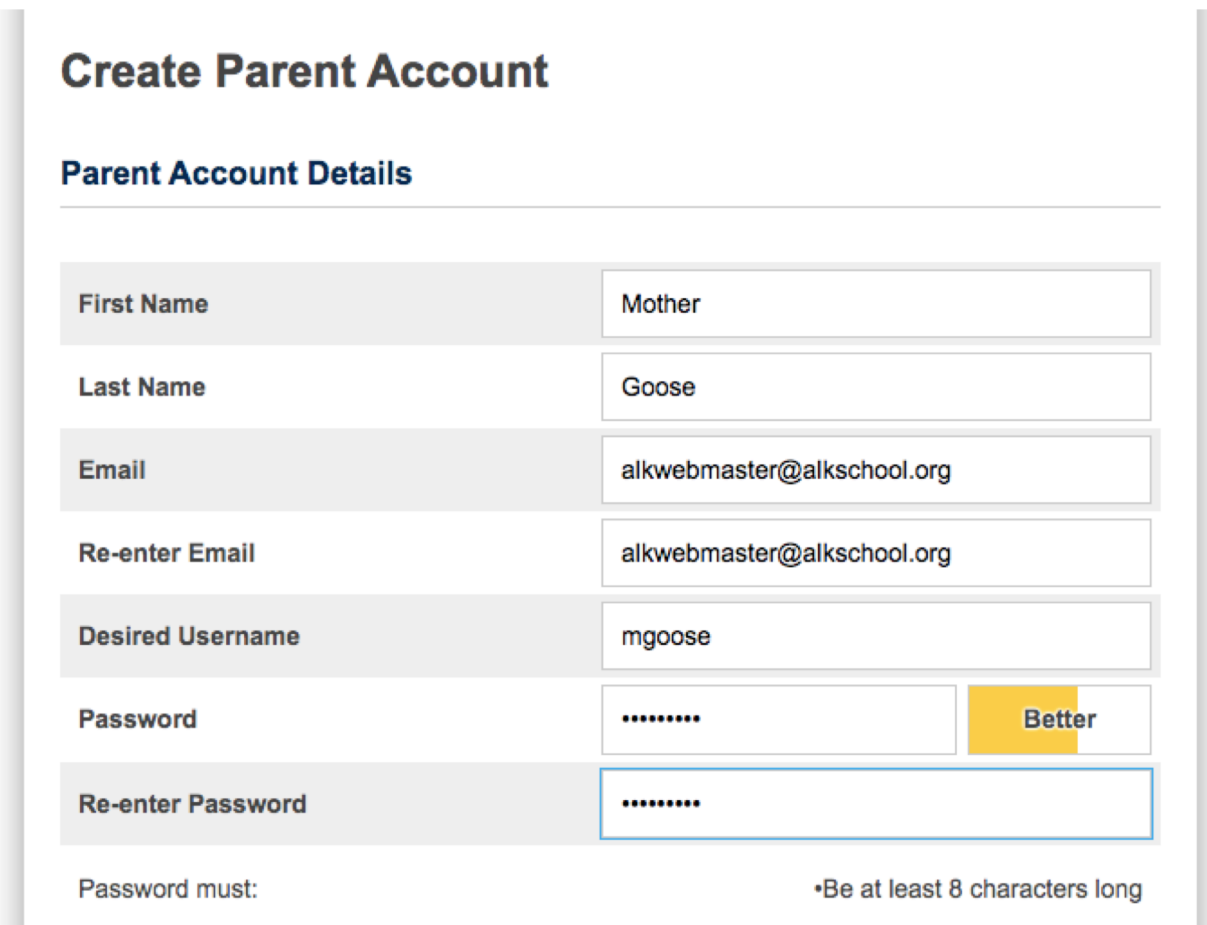
Sign In Create Account

### Create an Account

Create a parent account that allows you to view all of your students with one account. You can also manage your account preferences. [Learn more.](#)

Create Account

Step 5: Enter your information on the top part.  
Create a username and password for your account.



### Create Parent Account

#### Parent Account Details

First Name	Mother
Last Name	Goose
Email	alkwebmaster@alkschool.org
Re-enter Email	alkwebmaster@alkschool.org
Desired Username	mgoose
Password	..... Better
Re-enter Password	.....

Password must: •Be at least 8 characters long

**Step 6:** Enter the information from the letter you received from your child's teacher.

Go to <http://powerschool.guttenbergschools.org/public>

Click on **Create Account**. Do not enter a Password/UserID at this time.

**Your Access ID is: IQD (all numeric)**

**Your Access Password is: 364 (case sensitive)**

Enter the Access ID, Access Password, and Relationship for each student you wish to add to your Parent Account

1

Student Name	Donald Duck
Access ID	IQD
Access Password	...
Relationship	Mother

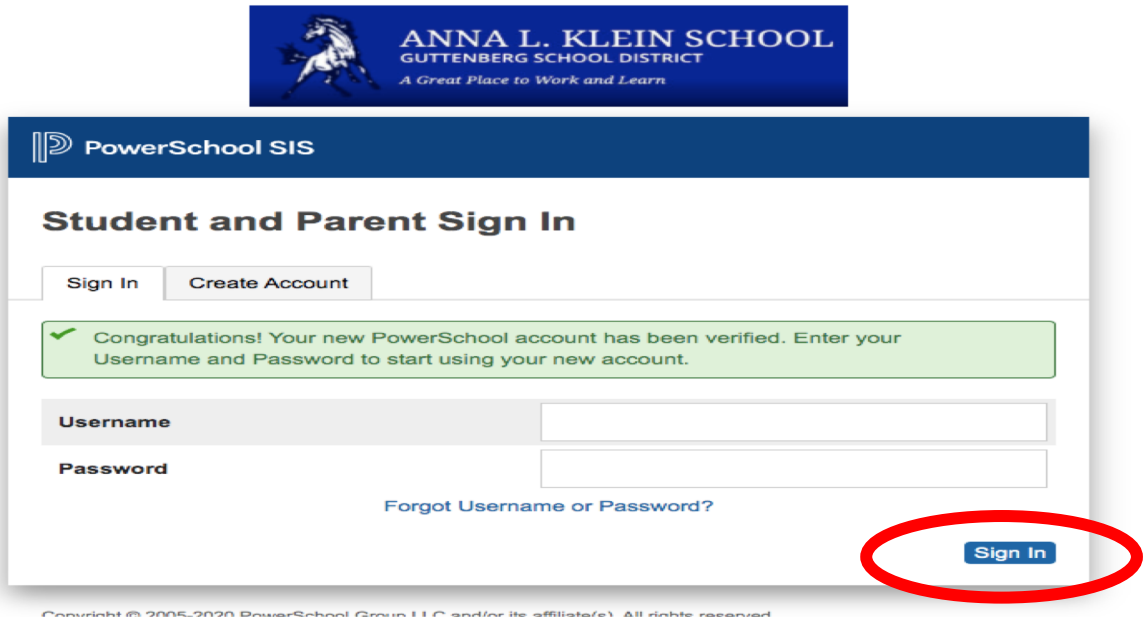
**Step 7:** Once you have linked all your children click on the blue enter button.

Access ID	
Access Password	
Relationship	-- Choose

**Enter**

**Step 8:** Check your email for a confirmation email to verify and activate your account.

Step 9: Enter your username and password. Click Sign In.



ANNA L. KLEIN SCHOOL  
GUTTENBERG SCHOOL DISTRICT  
*A Great Place to Work and Learn*

PowerSchool SIS

### Student and Parent Sign In

Sign In Create Account

✓ Congratulations! Your new PowerSchool account has been verified. Enter your Username and Password to start using your new account.

Username

Password

[Forgot Username or Password?](#)

**Sign In**

Copyright © 2005-2020 PowerSchool Group LLC and/or its affiliate(s). All rights reserved.

Step 10: Now you are able to see your child's grades/ progress in each class.

Please reach out to your child's teacher if you have any questions!