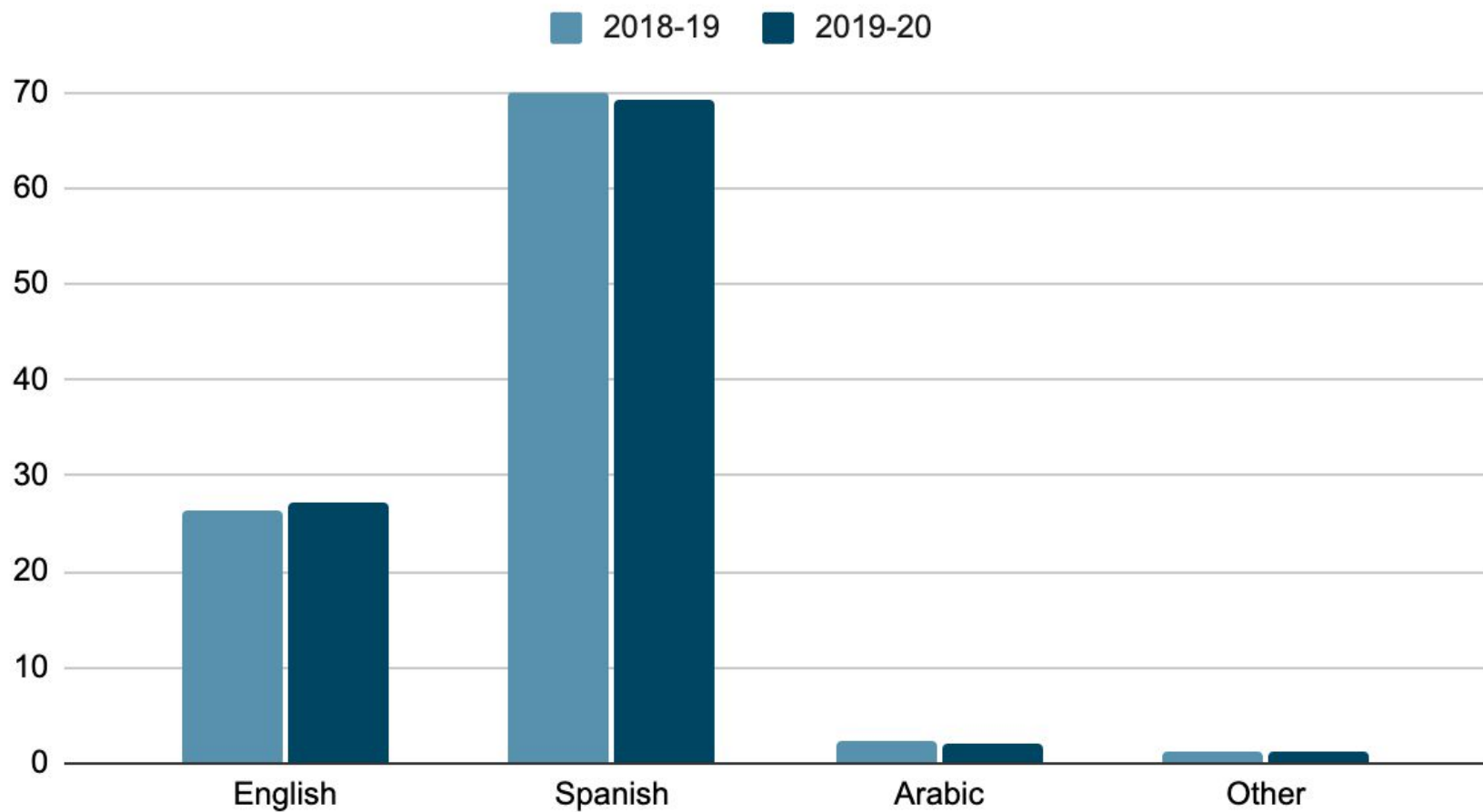


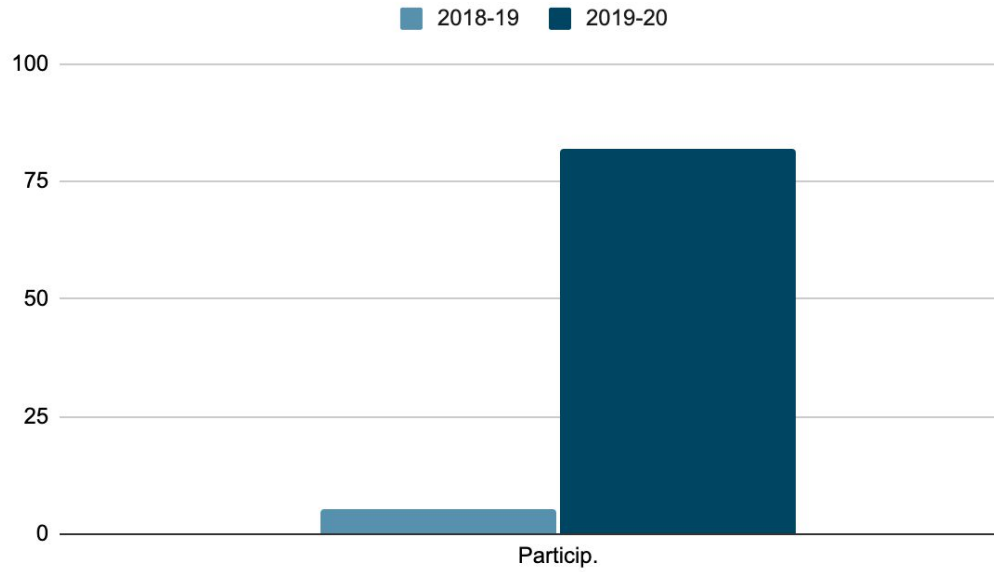
School Performance Report

2019-2020
Board of Education Meeting 4.14.21
Dr. Michelle Rosenberg

Home Language



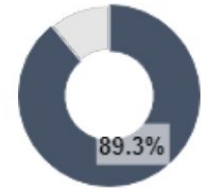
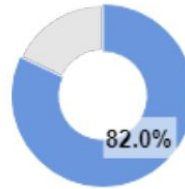
Visual and Performing Arts



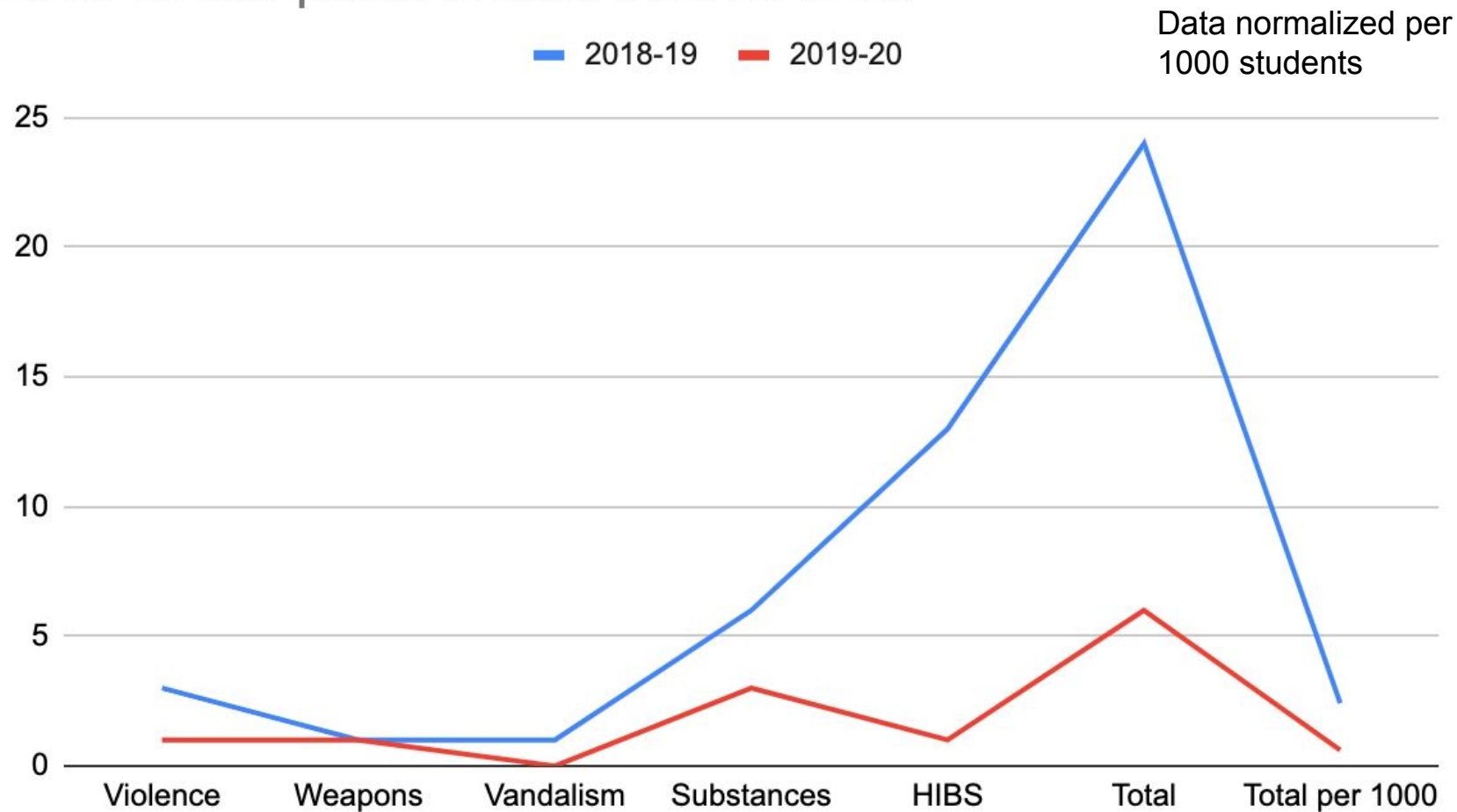
Grades 6-8: Students enrolled in one or more **visual and performing arts** classes

School

State



2018-19 compared to data from 2019-20



HIB Details/Discipline

Caution in making comparisons.

Harassment, Intimidation, and Bullying (HIB) Investigations

This table shows, by the nature of the incident, the number of alleged and confirmed Harassment, Intimidation, and Bullying (HIB) investigations. The nature of an incident is based on the protected categories listed below, and the nature of a single HIB investigation may include multiple categories. All confirmed incidents must have an identified nature.

HIB Nature (Protected Category)	HIB Alleged	HIB Confirmed	Total HIB Investigations
Race	0	1	1
Religion	0	0	0
Ancestry	0	0	0
Gender	0	0	0
Sexual Orientation	1	0	1
Disability	0	0	0
Other	1	0	1
No Identified Nature	1		1

Student Disciplinary Removals

The first table shows, by removal type, the number and percentage of students who received disciplinary removals during the school year. Removal types include students receiving one or more in-school suspensions, one or more out-of-school suspensions, one or more suspension of any type, removal to another school or other educational program, expulsion with no further educational services, or arrest. The second table shows the total number of days missed due to out-of-school suspension for all students during the school year.

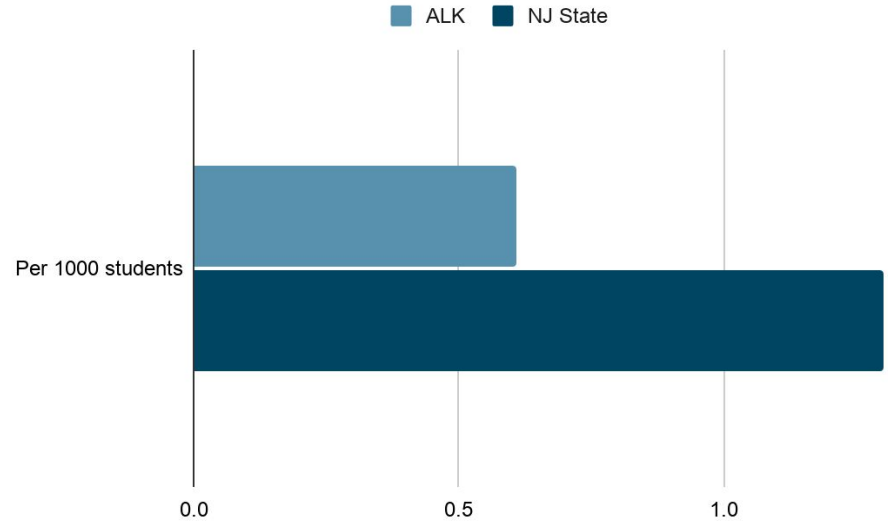
Removal Type	Number of Students	Percent of Students
In-School Suspensions	0	0.0%
Out-of-School Suspensions	12	1.2%
Any Suspension	12	1.2%
Removal to other education program	0	0.0%
Expulsion	0	0.0%
Arrest	*	*

School Days Missed
due to Out-of-
School Suspensions

58

ALK vs. State Incidents of HIBS and Violence

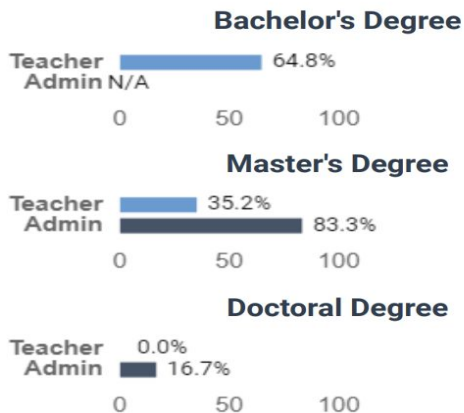
EVVRS 2019-20



Staff Retention and Levels of Education

Teachers and Administrators - Level of Education

This chart shows the highest level of education attained by teachers and administrators. The Bachelor's category may include other degrees/certificates such as a Specialist's degree. Administrators are required to have a Master's degree or higher.



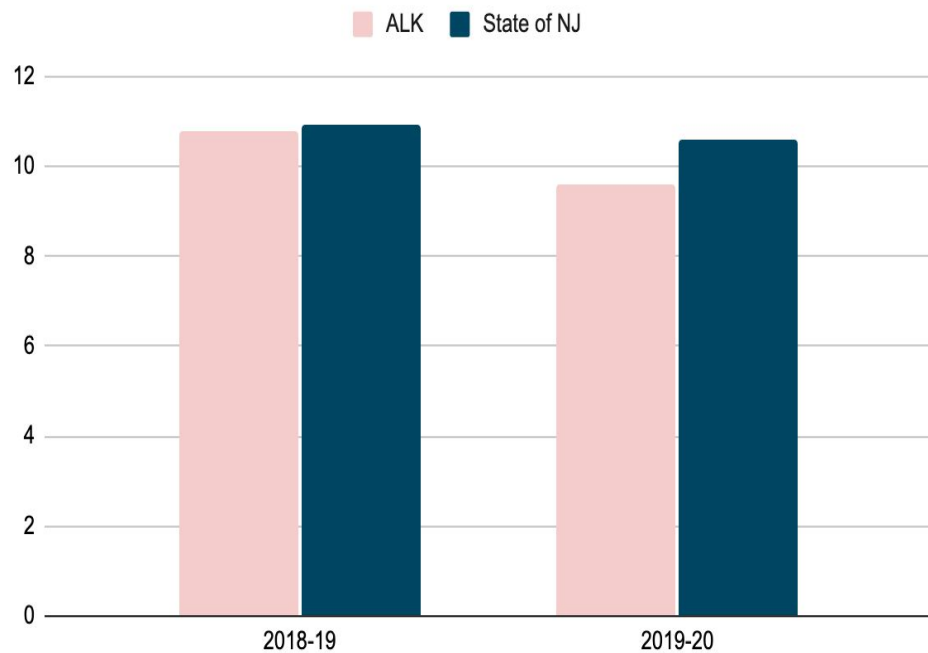
Teachers and Administrators - One-Year Retention (District Level)

This table shows the percentage of teachers and administrators assigned to this district in 2018-19 that were still assigned to this district in 2019-20. Staff who were not retained may have changed districts or no longer work for the state (including retirements).

Job Type	District	State
2018-19 Teachers: Same district 2019-20	89.3%	90.7%
2018-19 Administrators: Same district 2019-20	100.0%	87.8%

Chronic Absenteeism

Chronic Absences



2021-22 Status and Accountability

Accountability

ESSA Accountability Status

The table below provides the school's federal school status for the 2021-22 school year, the category (or reason) for identification, the year the school is eligible to exit status, and, if applicable, the student groups identified for support. For additional information, the [NJDOE ESSA Accountability webpage](#) includes a [list of all schools requiring comprehensive or targeted support and improvement](#) with the amount of School Improvement Aid (SIA) funds received and information on [exit criteria](#) for identified schools.

Status for 2021-22 School Year	Not in Status
Category of Identification	n/a
Year Eligible to Exit Status	n/a
Student Group Status: White	
Student Group Status: Hispanic	
Student Group Status: Black or African American	
Student Group Status: Asian, Pacific Islander, Native Hawaiian	
Student Group Status: American Indian or Alaska Native	
Student Group Status: Two or More Races	
Student Group Status: Economically Disadvantaged Students	
Student Group Status: Students with Disabilities	
Student Group Status: English Learners	

† This flag is used if a school is identified for Comprehensive Support and Improvement, but one or more student groups met criteria for Targeted Support and Improvement.