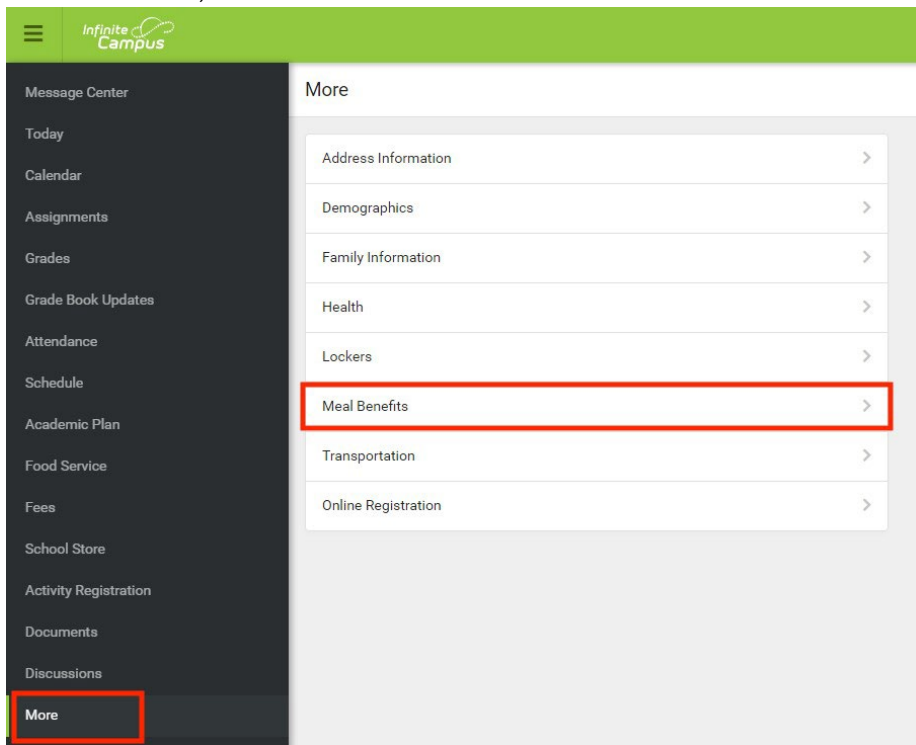


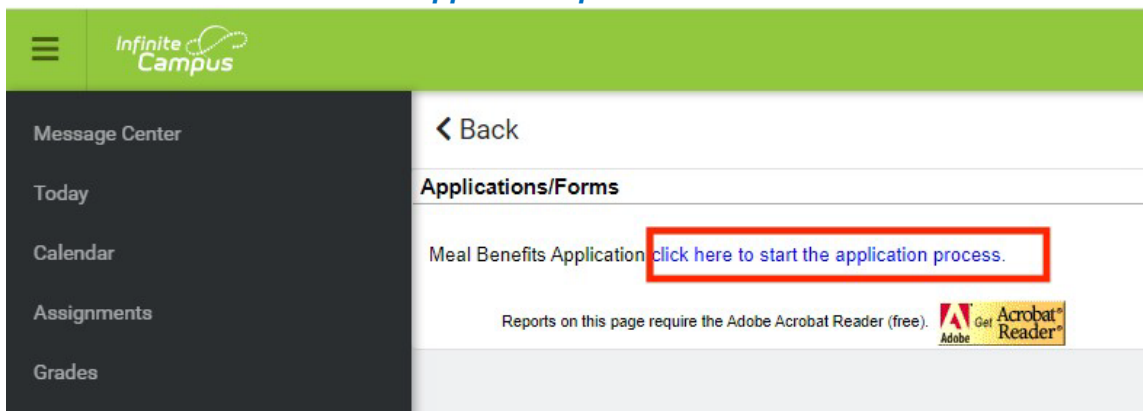
How to Submit Educational Benefits Applications Online

Parents can now submit online Educational Benefits applications using their Infinite Campus parent portal account. Below are the steps to complete the online Educational Benefits application.

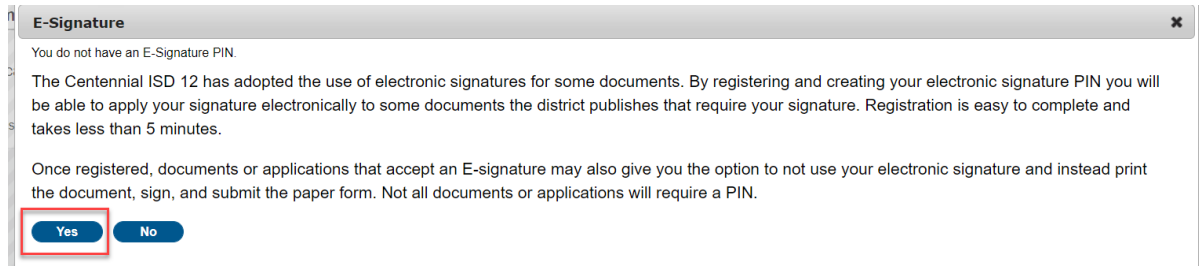
- Sign in to Infinite Campus parent portal - [Website](#)
- On the left side, click on **More** and then click on **Meal Benefits**



Click on [click here to start the application process](#)



- On the E-Signature page, click **Yes**



- If you have not made an E-Signature PIN before you will need to make one
- PINs need to be 5 characters
 - The PIN needs to contain a minimum of 1 letter and 1 number

Enter five (5) letters, numbers or special characters (!@#\$\$%^&*+?~|=). You must have at least one each of two of the types.

- Enter your Infinite Campus password (that you used to log in)
- Click **Submit**

- Enter the needed information on each tab
- On the Authorization tab, **enter your PIN** and click **Submit**
- On the Submitted tab, click **Quit** and **Yes**

If you have any questions or issues, please contact [\[link\]](#).

- AN EQUAL OPPORTUNITY EMPLOYER -
Serving . . . ALBANY - AVON - FARMING - ST. ANTHONY - ST. MARTIN