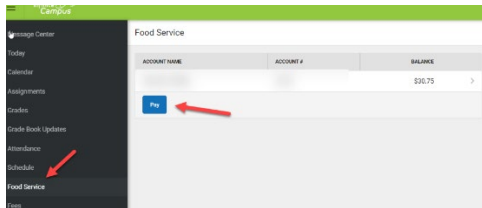


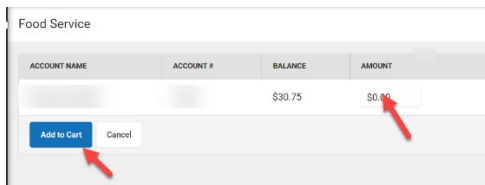
How to Set Up Payments in Campus

Parents/Guardians have ability to deposit money in student accounts and set up recurring payment in their Infinite Campus parent portal account.

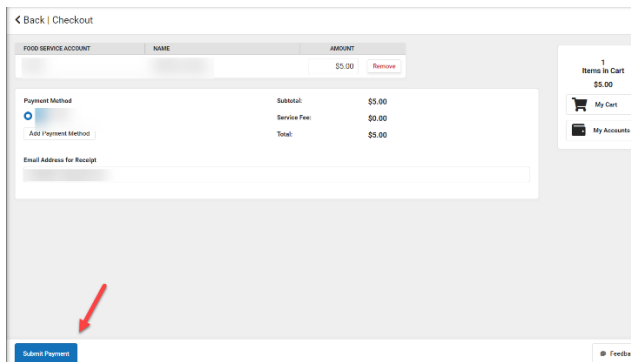
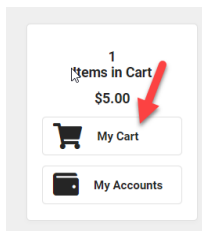
- Sign into Infinite Campus parent portal - [Website](#)
- On the left side, click on **Food Service**



- Enter amount to deposit in Amount field on student
- Add to cart

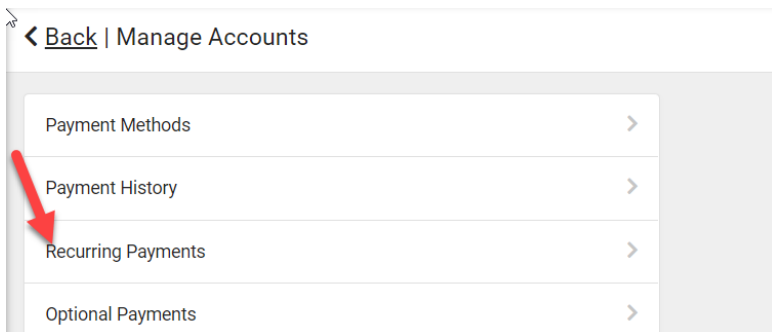
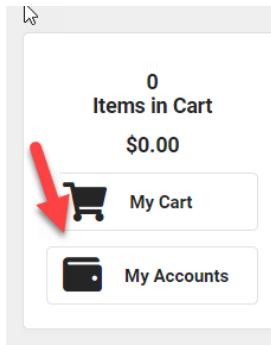


- Enter credit card information in My Account if have not paid prior
- Go to My Cart to complete transaction



To make a recurring payment

- Go to My Accounts
- Select Recurring Payments



- Select frequency, dates, and amount
- Verify payment method

Recurring Payment

Food Service

Frequency

- Weekly
- Semi-Monthly (1st and 15th of Month)
- Monthly
- Low Balance

Start Date *

End Date *

Payment Amount *

Payment Method



Add Payment Method

Email Address for Receipt