



2023-24 D2 PARENT SCHOOL QUALITY SURVEYS

Parent Results Report

[Abstract](#)

Results of the 2023-24 D2 School Quality Survey - Parent Version

Table of Contents

Executive Summary	2
Domain 1: Academic Support	4
Domain 2: School Equity.....	5
Domain 3: Family Involvement	6
Domain 4: School Leadership	7
Domain 5: School Maintenance	8
Domain 6: Safety and Behavior	9
Domain 7: Student Support	10
Domain 8: District Core Beliefs.....	11
Domain 9: School and District Communication.....	12
Dakota Promise	13

Executive Summary

The survey measured school quality in nine domains:

- ❖ Academic Support - the ways in which the school supports students' academic achievement and growth
- ❖ School Equity - the ways in which the school promotes equity among students and staff
- ❖ Family Involvement - the ways in which the school involves families in students' school life and education
- ❖ School Leadership - the ways in which school leadership supports student success
- ❖ School Maintenance - general upkeep and overall appearance of the school
- ❖ Safety and Behavior - the ways in which the school promotes safety and discipline
- ❖ Student Support - the ways in which the school supports the "whole child" (i.e., students' mental, social, and emotional health)
- ❖ District Core Beliefs - perception of the district's adherence to its core beliefs
- ❖ School and District Communication - perceptions of the district's openness to share information and use of various avenues for communication from and with the district

Survey items were scored on a four-point Likert scale, ranging from 1 (Strongly Disagree) to 4 (Strongly Agree). Percentage of "Agree/Strongly Agree" responses were calculated for each domain to produce a star rating. Each domain was rated in this way to produce the summary tables below.

SCORING GUIDE FOR SURVEY RATINGS

%Score	Star Rating	Interpretation
81-100%	☆☆☆☆	Perceived Area of Strength
61-80%	☆☆☆☆	Positively Perceived Area
41-60%	☆☆☆	Moderate Perception
21-40%	☆☆	Potential Area of Concern
20% or less	☆	Perceived Area of Concern

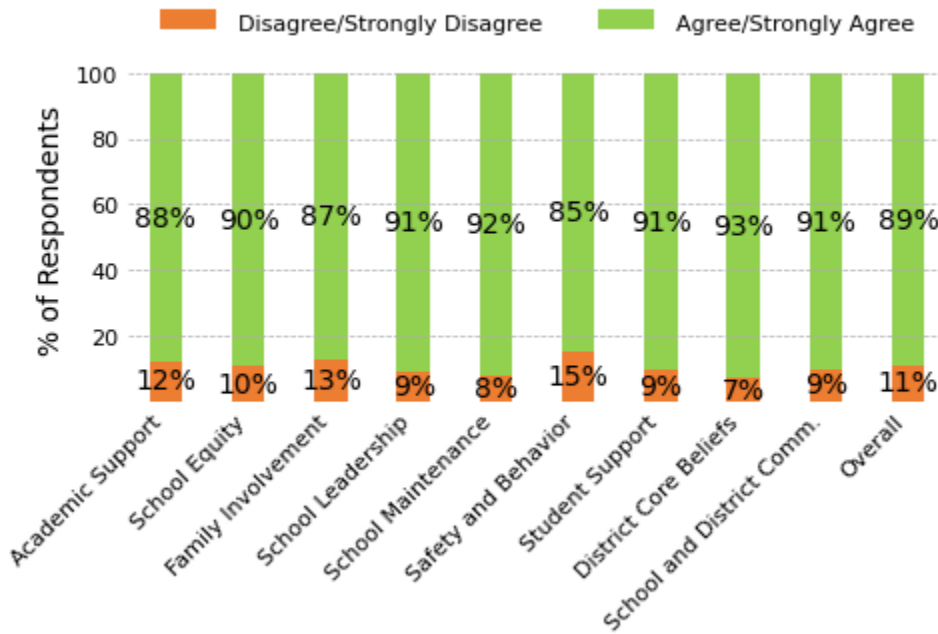
PARENT SURVEY RATINGS

Domain	%Score	Star Rating
Academic Support	88%	☆☆☆☆
School Equity	90%	☆☆☆☆
Family Involvement	87%	☆☆☆☆
School Leadership	91%	☆☆☆☆
School Maintenance	92%	☆☆☆☆
Safety & Behavior	85%	☆☆☆☆
Student Support	91%	☆☆☆☆
District Core Beliefs	93%	☆☆☆☆
School and District Communication	91%	☆☆☆☆
Overall School Quality	89%	☆☆☆☆

PARENT SURVEY STATISTICS

Measure	Result
Total No. of Responses (2021-22)	1077
Total No. of Responses (2022-23)	983

Parent Survey Results by Domain



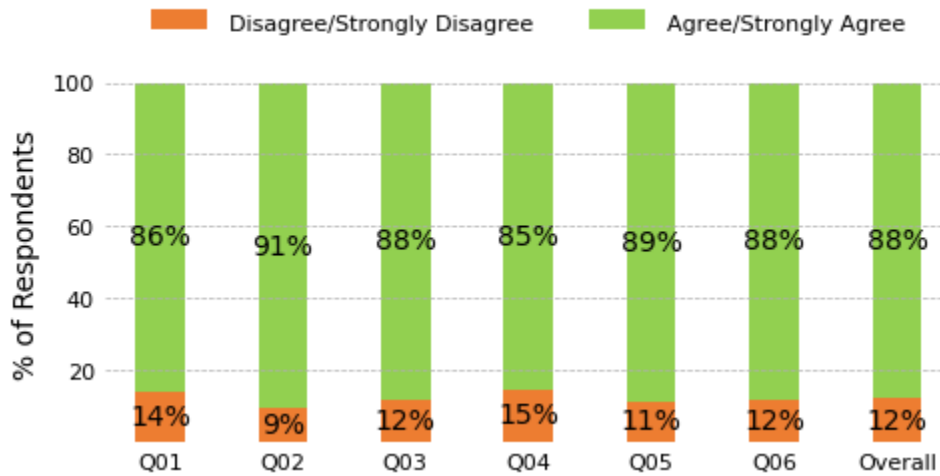
Domain	Strongly Disagree	Disagree	Agree	Strongly Agree	Total #
Academic Support	150	563	2655	2506	5874
School Equity	215	397	2453	2788	5853
Family Involvement	184	560	2486	2602	5832
School Leadership	90	174	1322	1324	2910
School Maintenance	39	103	953	798	1893
Safety and Behavior	126	299	1357	1104	2886
Student Support	84	184	1307	1333	2908
District Core Beliefs	56	141	1334	1368	2899
School and District Comm.	74	291	1821	1664	3850
Overall	1018	2712	15688	15487	34905

Domain 1: Academic Support

❖ the ways in which the school supports students' academic achievement and growth

Measure	Result
Domain Rating	☆☆☆☆☆
Highest Scoring Question(s)	Q02
Lowest Scoring Question(s)	Q04
All Questions in this Domain	Q01. Teachers inform me about how my child is doing academically.
	Q02. Teachers' feedback on schoolwork helps my child learn.
	Q03. Teachers are aware of my child's strengths and weaknesses.
	Q04. My child feels challenged by his/her schoolwork.
	Q05. School staff set high expectations for my child.
	Q06. My child is interested in what he/she is learning in school.

Parent Survey Results - Academic Support



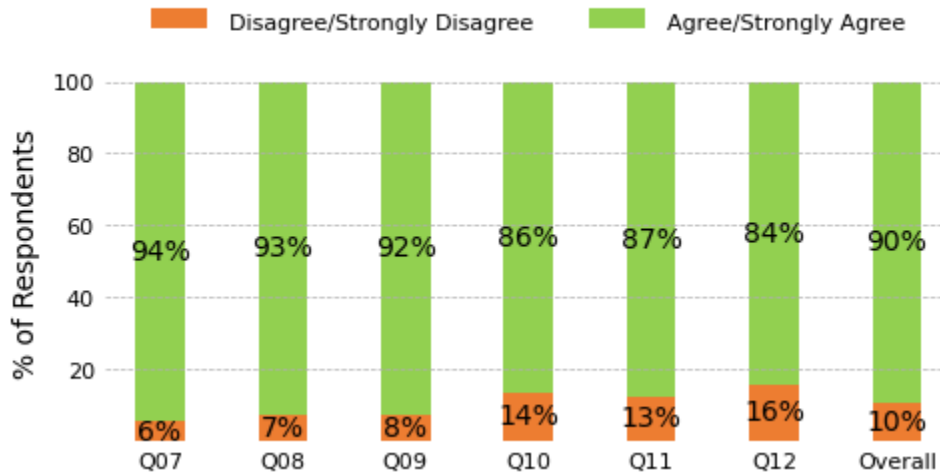
Question	Strongly Disagree	Disagree	Agree	Strongly Agree	Total #
Q01	35	102	400	441	978
Q02	21	70	400	489	980
Q03	24	90	427	440	981
Q04	26	118	510	325	979
Q05	16	95	485	382	978
Q06	28	88	433	429	978
Overall	150	563	2655	2506	5874

Domain 2: School Equity

❖ the ways in which the school promotes equity among students and staff

Measure	Result
Domain Rating	☆☆☆☆☆
Highest Scoring Question(s)	Q07
Lowest Scoring Question(s)	Q12
All Questions in this Domain	Q07. My child's school embraces diversity.
	Q08. My child is treated equitably regardless of his/her race, culture, religion, sexual orientation, gender, or special needs.
	Q09. Everyone is accepted at my child's school.
	Q10. Everyone is respected at my child's school.
	Q11. Discipline is enforced according to the Code of Conduct at my child's school.
	Q12. If I had a concern about harassment or discrimination at my child's school, I know where and how to report that concern.

Parent Survey Results - School Equity



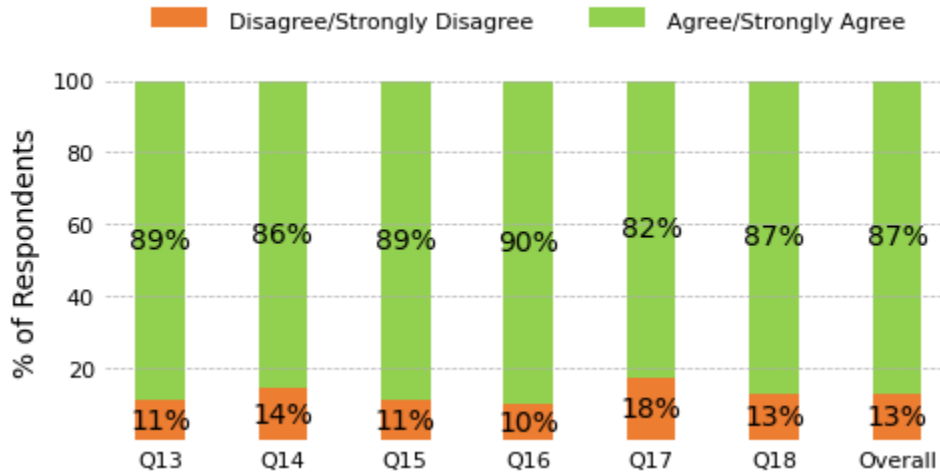
Question	Strongly Disagree	Disagree	Agree	Strongly Agree	Total #
Q07	19	36	412	507	974
Q08	30	42	397	507	976
Q09	26	48	390	511	975
Q10	39	94	391	451	975
Q11	47	75	474	378	974
Q12	54	102	389	434	979
Overall	215	397	2453	2788	5853

Domain 3: Family Involvement

❖ the ways in which the school involves families in students’ school life and education

Measure	Result
Domain Rating	☆☆☆☆☆
Highest Scoring Question(s)	Q16
Lowest Scoring Question(s)	Q17
All Questions in this Domain	Q13. Teachers provide useful information about what is expected of my child at school.
	Q14. I receive adequate communication from my child’s school.
	Q15. I feel comfortable calling my child’s school to discuss an issue or concern.
	Q16. Staff members are welcoming and open about school issues and decisions that impact my family.
	Q17. I have been informed when my child does something good at school.
	Q18. I have opportunities to participate in my child’s school.

Parent Survey Results - Family Involvement



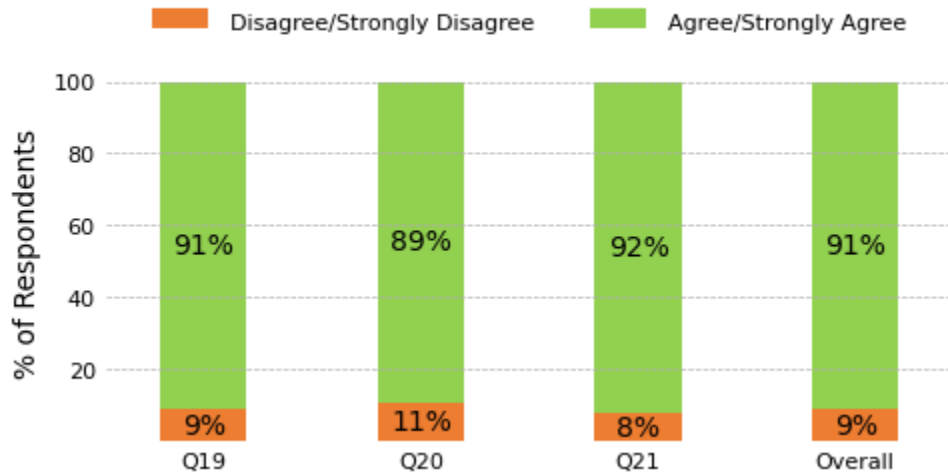
Question	Strongly Disagree	Disagree	Agree	Strongly Agree	Total #
Q13	24	82	419	442	967
Q14	45	95	401	434	975
Q15	28	79	375	491	973
Q16	21	75	427	448	971
Q17	46	125	396	407	974
Q18	20	104	468	380	972
Overall	184	560	2486	2602	5832

Domain 4: School Leadership

❖ the ways in which school leadership supports student success

Measure	Result
Domain Rating	☆☆☆☆☆
Highest Scoring Question(s)	Q21
Lowest Scoring Question(s)	Q20
All Questions in this Domain	Q19. School leaders are approachable.
	Q20. School leaders manage this school in ways that promote student safety and learning.
	Q21. School leaders actively work to make this school a great place for students to learn.

Parent Survey Results - School Leadership



Question	Strongly Disagree	Disagree	Agree	Strongly Agree	Total #
Q19	26	60	441	442	969
Q20	35	67	434	434	970
Q21	29	47	447	448	971
Overall	90	174	1322	1324	2910

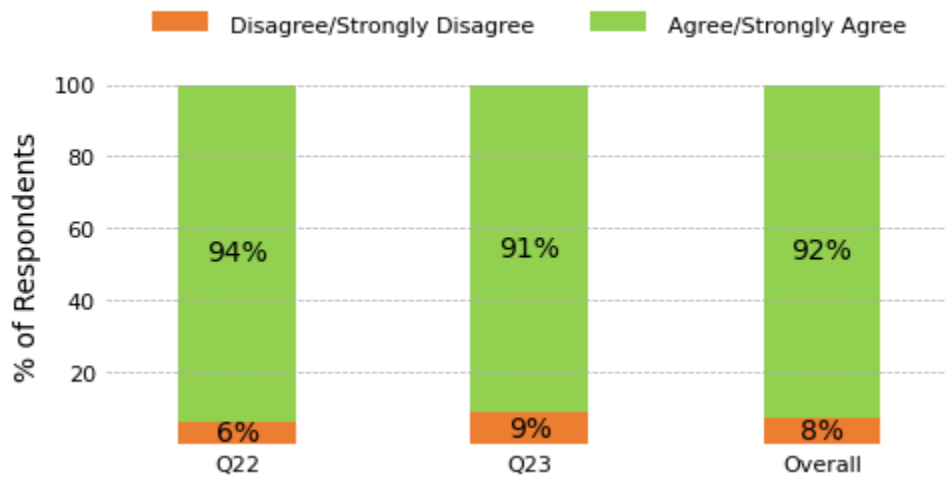
Domain 5: School Maintenance

❖ general upkeep and overall appearance of the school

Measure	Result
Domain Rating	☆☆☆☆☆
Highest Scoring Question(s)	Q22
Lowest Scoring Question(s)	Q23
All Questions in this Domain	Q22. I am proud of the way my child's school looks.
	Q23. When something is broken at my child's school, it is repaired quickly.

*Questions in this domain does NOT include AOA parents

Parent Survey Results - School Maintenance



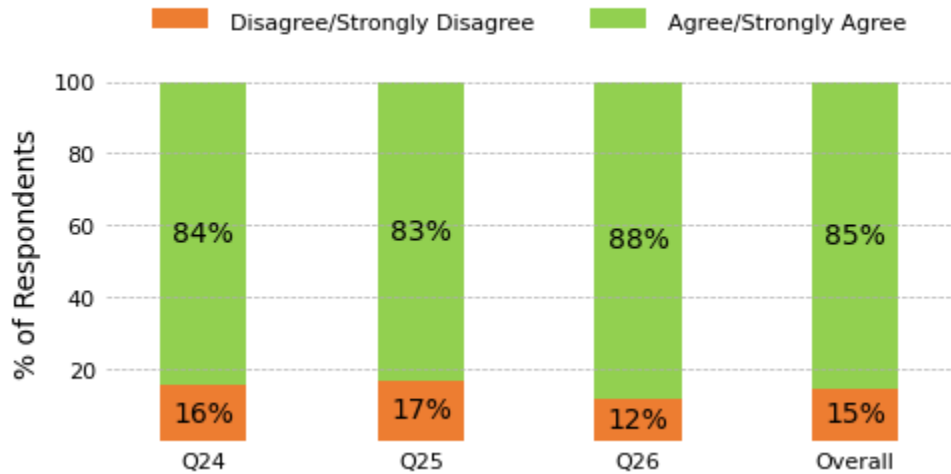
Question	Strongly Disagree	Disagree	Agree	Strongly Agree	Total #
Q22	20	37	420	480	957
Q23	19	66	533	318	936
Overall	39	103	953	798	1893

Domain 6: Safety and Behavior

❖ the ways in which the school promotes safety and discipline

Measure	Result
Domain Rating	☆☆☆☆☆
Highest Scoring Question(s)	Q26
Lowest Scoring Question(s)	Q25
All Questions in this Domain	Q24. When staff are notified about possible bullying at my child's school they respond.
	Q25. My child feels safe telling an adult at school about being bullied.
	Q26. This school implements policies that keep my child safe.

Parent Survey Results - Safety and Behavior



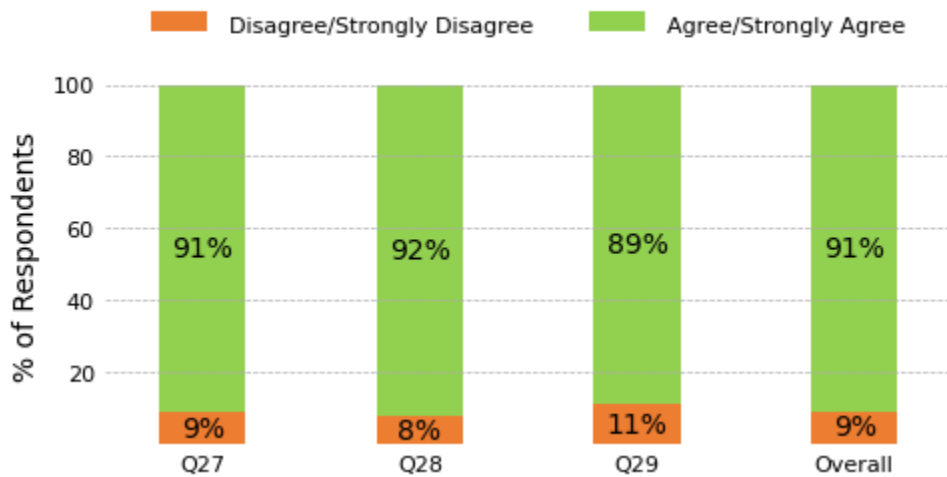
Question	Strongly Disagree	Disagree	Agree	Strongly Agree	Total #
Q24	35	115	462	348	960
Q25	51	112	443	357	963
Q26	40	72	452	399	963
Overall	126	299	1357	1104	2886

Domain 7: Student Support

- ❖ the ways in which the school supports the “whole child” (i.e., students’ special learning needs and physical, mental, social, and emotional health)

Measure	Result
Domain Rating	☆☆☆☆☆
Highest Scoring Question(s)	Q28
Lowest Scoring Question(s)	Q29
All Questions in this Domain	Q27. This school provides a caring environment for my child.
	Q28. There is a teacher, counselor, or other staff member at school to whom my child can go for help with a problem.
	Q29. This school provides support for my child’s social or emotional needs.

Parent Survey Results - Student Support



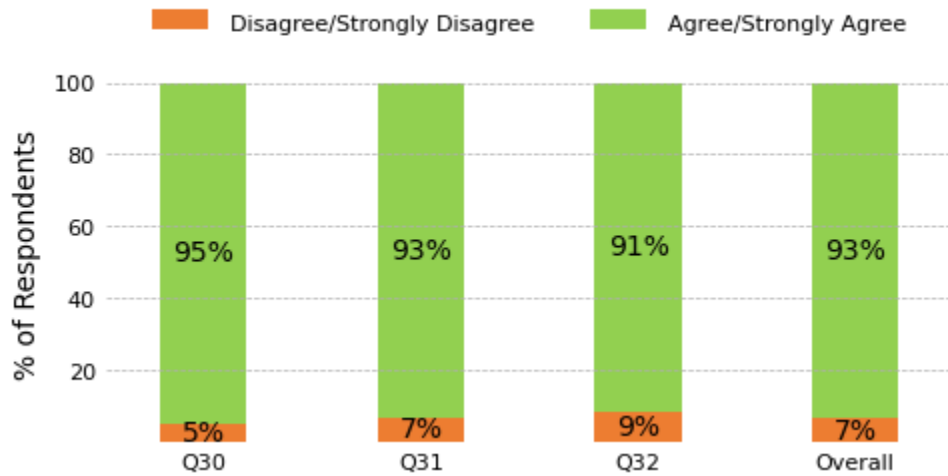
Question	Strongly Disagree	Disagree	Agree	Strongly Agree	Total #
Q27	25	63	435	447	970
Q28	21	53	435	461	970
Q29	38	68	437	425	968
Overall	84	184	1307	1333	2908

Domain 8: District Core Beliefs

❖ perception of the district’s adherence to its core beliefs

Measure	Result
Domain Rating	☆☆☆☆☆
Highest Scoring Question(s)	Q30
Lowest Scoring Question(s)	Q32
All Questions in this Domain	Q30. The district believes all students are capable of excellence.
	Q31. The district’s purpose is to maximize success for all students.
	Q32. The well-being of students, staff, families, and community is a focus of the district.

Parent Survey Results - District Core Beliefs



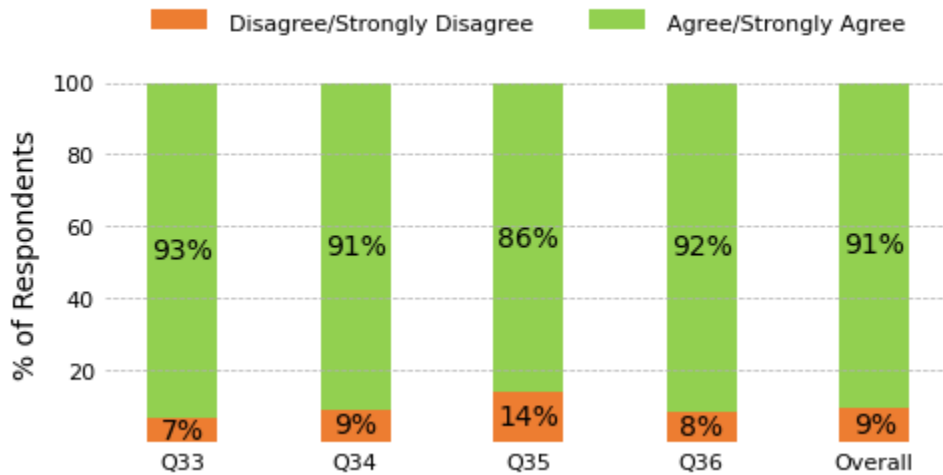
Question	Strongly Disagree	Disagree	Agree	Strongly Agree	Total #
Q30	14	33	432	487	966
Q31	19	48	448	454	969
Q32	23	60	454	427	964
Overall	56	141	1334	1368	2899

Domain 9: School and District Communication

- ❖ perceptions of the district’s openness to share information and use of various avenues for communication from and with the district

Measure	Result
Domain Rating	☆☆☆☆☆
Highest Scoring Question(s)	Q33
Lowest Scoring Question(s)	Q35
All Questions in this Domain	Q33. The District communicates frequently and timely via emails, text and school messaging.
	Q34. The District offers multiple ways for me to provide feedback using Let’s Talk, surveys, meetings and email.
	Q35. The District provides opportunities for me to serve on the District Accountability Committee and Building Accountability Committees as a way to have input in the direction of my school and district.
	Q36. The District and school social media and websites help keep me informed about the District’s direction and progress.

Parent Survey Results - School and District Comm.



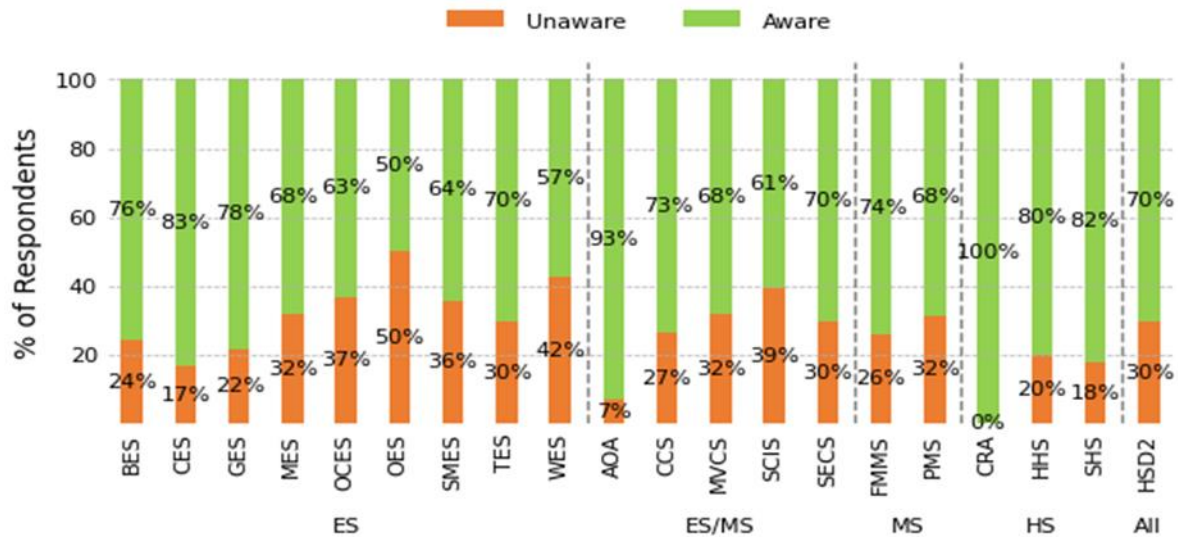
Question	Strongly Disagree	Disagree	Agree	Strongly Agree	Total #
Q33	15	50	401	502	968
Q34	18	71	454	423	966
Q35	23	108	490	332	953
Q36	18	62	476	407	963
Overall	74	291	1821	1664	3850

Dakota Promise

Q37. Are you aware that D2 high school graduates will now be able to attend Pikes Peak State College at NO COST if they meet the criteria for the Dakota Promise Program by applying to PPSC, keeping a 2.25 GPA (cumulative or junior + senior year), and completing the FAFSA (Free Application for Federal Student Aid)?

For more information about the Dakota Promise Program, go to <https://www.pikespeak.edu/academics/coaching/dakota-coaching/index.php>

Parent Survey Results - Dakota Promise Awareness



Acronym	School	Unaware	Aware	Total #
BES	Bricker Elementary School	19	59	78
CES	Centennial Elementary School	2	10	12
GES	Giberson Elementary School	7	25	32
MES	Monterey Elementary School	26	56	82
OCES	Oak Creek Elementary School	14	24	38
OES	Otero Elementary School	8	8	16
SMES	Stratton Meadows Elementary School	10	18	28
TES	Turman Elementary School	22	52	74
WES	Wildflower Elementary School	17	23	40
AOA	Aspire Online Academy	1	13	14
CCS	Carmel Community School	20	55	75
MVCS	Mountain Vista Community School	34	73	107
SCIS	Sand Creek International School	48	74	122
SECS	Soaring Eagles Community School	22	52	74
FMMS	Fox Meadow Middle School	8	23	31
PMS	Panorama Middle School	12	26	38
CRA	Career Readiness Academy	0	1	1
HHS	Harrison High School	10	40	50
SHS	Sierra High School	10	46	56
HSD2	Harrison School District 2	290	678	968