

Ñan Rikejbarok ro an rijikuul ro ilo PowerSchool

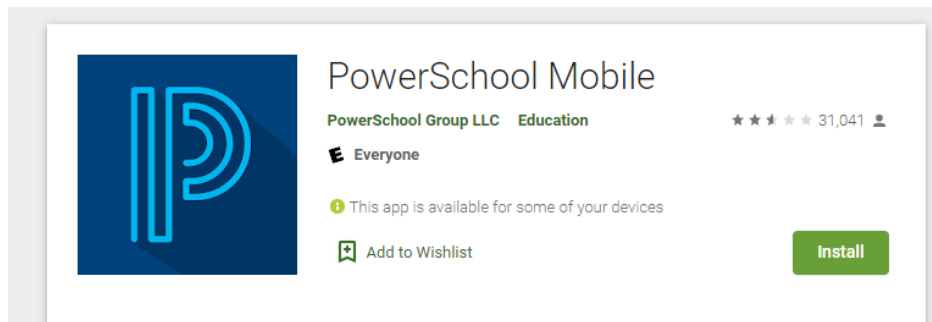
Kõmmane Melele in Kadeloñ Āt ñan PowerSchool an Jinen im Jemen Rijikuul ñan Web im App ilo Talebon

Ñan kadeloñ etam ilo Jikin eo Bõk Melele eo Online an PowerSchool Jinen im Jemen Rijikuul, kwõnaj aikuji Access Account ID (nomba in mõñā raelap) eo an rijikuul eo nejum im Password eo an.

- Rijejbal ro an jikuul remaron loe melele kein ñan kwe ilo peij in “Access Accounts” eo ilo PowerSchool.
- Ñan rikejbarok ro an rijikuul, melele in ebed ilo Leta in Karuwainene eo kim maron print ñan kwe.

Kwõmaron loe jikin bõk melele eo ilo online ak ilo App in talebon.

- Ñe kwõj kõjerbal App eo, loloorjak am download ae mokta jen am loe kõmelele ko laajrak.



Jino Kõjerbal App eo an PowerSchool

1. Ālikin am likūt App eo ilo talebon eo nejum, enaj kajjitõk nomba ko emen an Bukon eo am..
 - a. kakõlle eo an TPS: **MJRM**.
 - b. Kwõmaron bar bukõt etan jikuul in ad ñan am loe melele in.
 - i. TPS ebed iomwin Oklahoma einwõt: **Independent Bukõn eo an Jikuul No. 1**



Ñe KWÕJAB kõjerbal App eo, loor link [in](#) ñan am loe jikin bõk melele eo ilo am kõjerbal juon laptop.

Kõmmane Akkoun eo Am

Kelet “Create Account” (Kõmmane Akkoun) ilo jikin eo itulõñ innem bar jibed “Kõmmane Akkoun”.

- Likūt etan first im last, koba ibben juon atorej in email.
- Likūt Username eo kwõkõnaan kõjerbale – ejellok kakõlle in apostrophe im ejellok atorej in email ko ijin.
- Likūt im Bar Likūt juon Password.

The image shows two screenshots from the PowerSchool SIS website. The left screenshot is the 'Parent Sign In' page, featuring a 'Sign In' button and a 'Create Account' button circled in red. Below the buttons is a section titled 'Create an Account' with a brief description and a 'Create Account' button also circled in red. The right screenshot is the 'Create Parent Account' form, which includes fields for First Name, Last Name, Email, Re-enter Email, Desired Username, Password, and Re-enter Password. A 'Password must' section at the bottom lists requirements: 'Be at least 8 characters long' and 'Not be a well known password'.

- Innem walallok ñan **Link Students to Account (Link eo ej lelok Rijikuul ñan Akkoun)** innem likūt access ID im Password eo an rijikuul eo. Kwõmaron likūt lok ñan 7 rijikuul ilo juon wõt ien.

The image shows the 'Link Students to Account' form. It features a title 'Link Students to Account' and a subtitle 'Enter the Access ID and Access Password for each student you wish to add to your Parent Account'. Below the subtitle is a counter box containing the number '1'. The form consists of three rows of input fields: 'Student Name', 'Access ID', and 'Access Password'.

Kamool email eo am mokta jen am kõjerbale akkoun eo am.

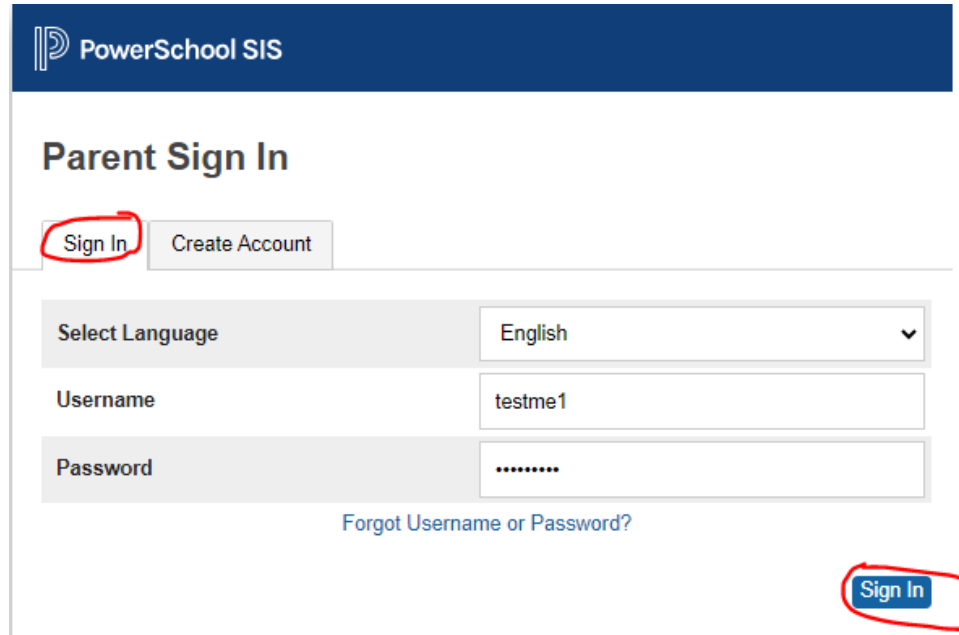
- Kwõnaj loe juon email ñan kamool akkoun eo am.
- Ekka an mennin kõmman rumij ñan rikejbarok ro an rijikuul. Rejab maron kadeloñ ettaer mae ien emõj kamoole akkoun eo aer.



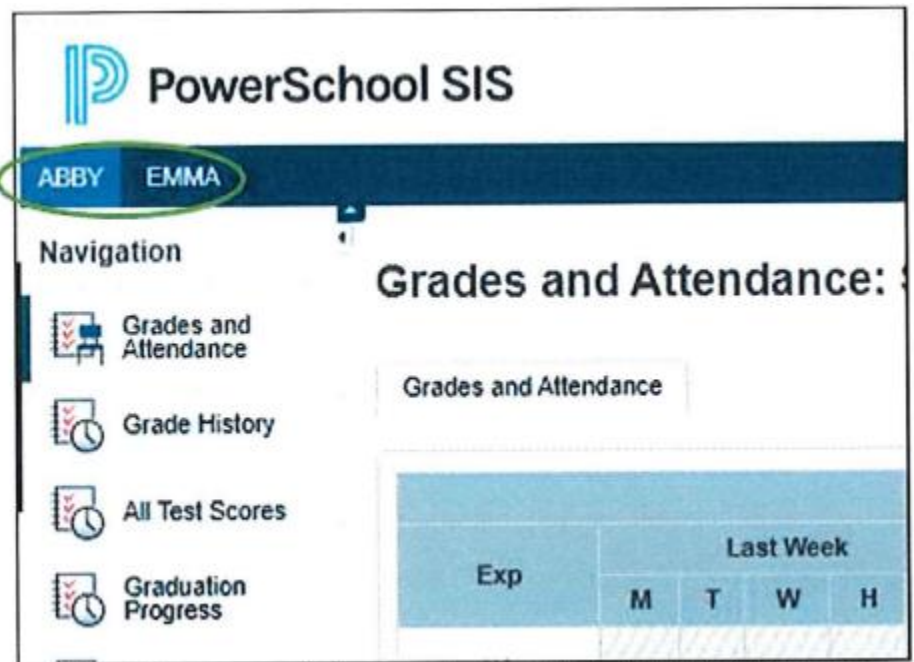
Kiõ, kwõmaron kadeloñ etam ilo App ak Online kin URL eo:

[https://powerschool.tulsaschools.org/.](https://powerschool.tulsaschools.org/)

Kwõnaj aikuj kadeloñ melele ko an akkoun eo am im kwar kõmmani moktalok, im enaj boklok kwe ñan etan rijikuul eo am.



Ālikin an tõbrak am kadeloñ melele in akkoun eo am, kwõnaj loe elõñ batin ko iomwin pija eo an PowerSchool ej kõlaajrak etan rijikuul ro kwar kobaiki er ilo akkoun eo am ñan jikin bõk melele eo an jinen im jemen rijikuul.



Select the appropriate name to view that student's information.