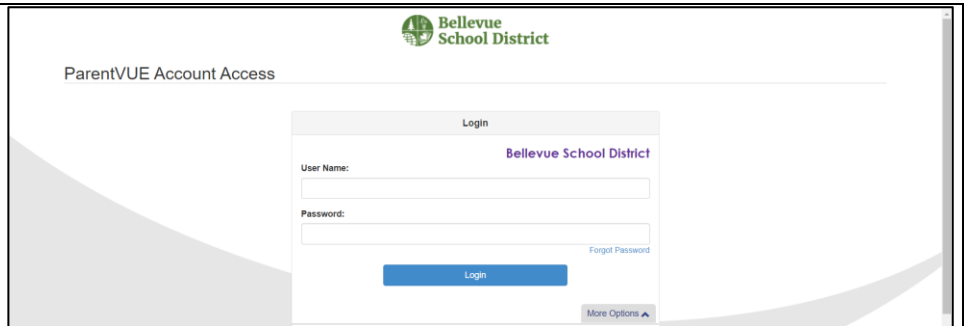


CLICK SHEET – FINDING GRADES IN PARENTVUE

This click sheet shows the steps parents/guardians need to take to find their child's grades in Synergy ParentVUE.

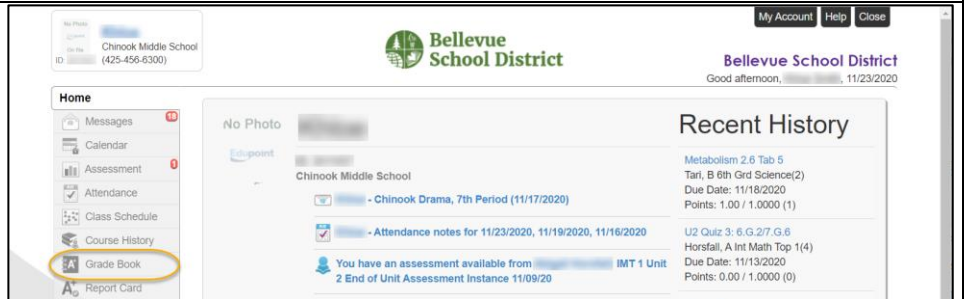
Login to ParentVUE

- 1) Go to [ParentVUE](#).
- 2) Enter your username and password. (If you do not have your ParentVUE username/password setup please see [ParentVUE account activation](#)).
- 3) Click the blue **Login** button.



Navigate to Grade Book

- 4) Click the words **Grade Book** on the left-hand side of the page.

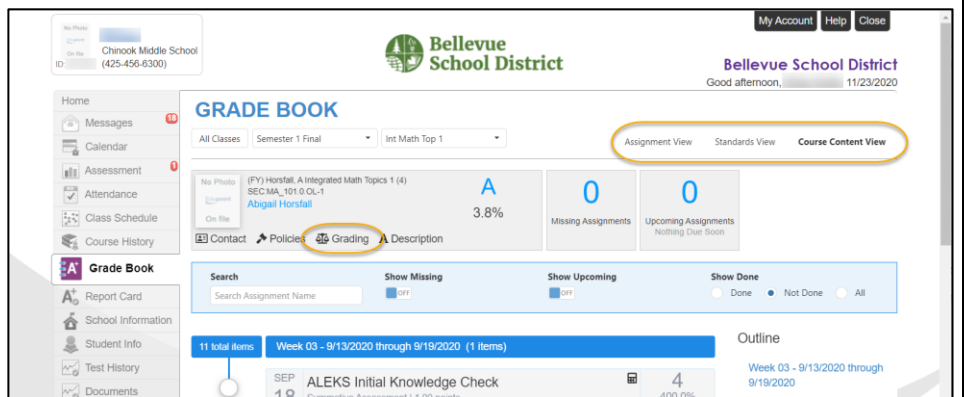


Click on class name

- 5) Click on the name of the desired class.
- 6) On the right-hand side of the page, you will see different views of gradebook data that vary depending on how the teacher uses the Grading Software. The three possible views are:

1. [Course Content View](#)
2. [Standards View](#)
3. [Assignments View](#)

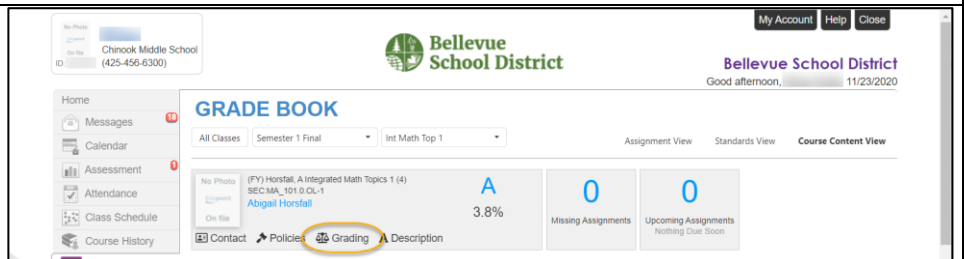
- 7) Select the view you want to use. Note: Not every class will display each view depending on how the teacher has set up grading for their course. **Ask your student's teacher which view they are using.**



Navigate to the Grading Policy (Course Content View)

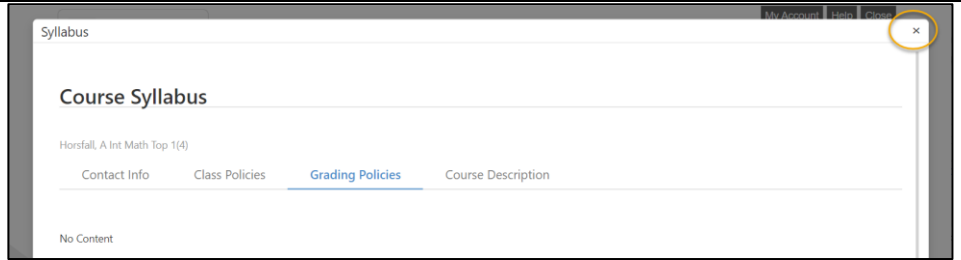
If the Course Content View is automatically displayed:

- Click on the word **Grading** to review the teacher's grading policy, if the teacher has posted one. A pop-up window will appear.



CLICK SHEET – FINDING GRADES IN PARENTVUE

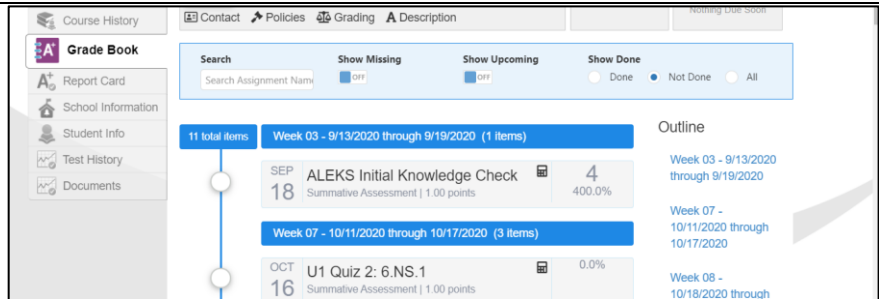
- Close the pop-up window by clicking the X in the top right corner of the window.



Review Course Content

Some Course Content pages have content you can view as a parent.

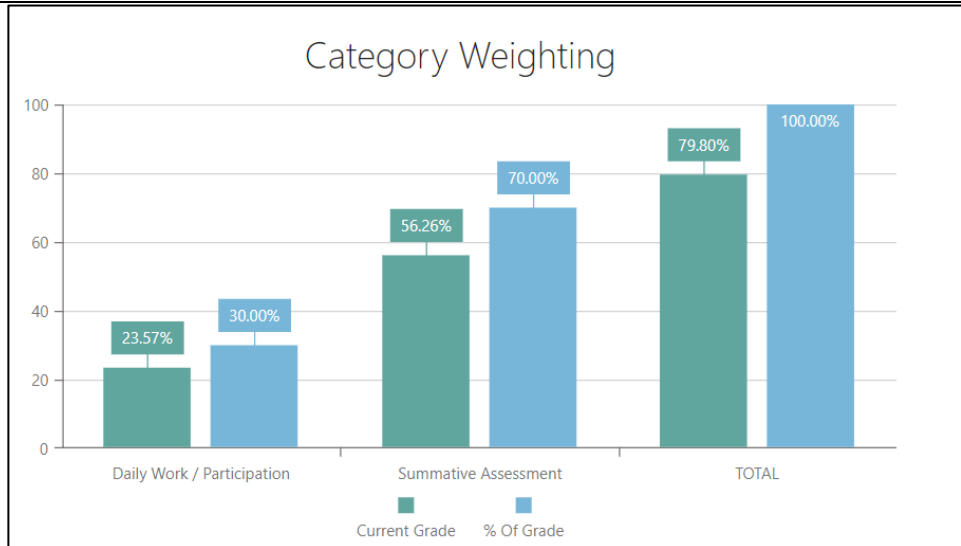
Scroll down to the bottom of the page to see if your student's teacher has included any course content for you to view.



Assignment View – Weighted Grades

By default, you may be directed to the Assignment View or you may have to click on the link. You may or may not see a bar graph. If there is no bar graph, your teacher is using straight grading (averages).

If you see a bar graph, that means the teacher is using weighted grading. Note that the green bars represent the current progress your student is making compared to the weighted category at the bottom of each bar. The blue bars represent how each category is weighted towards the final grade.



Assignment View - Viewing Grades

Scroll down towards the bottom of the page to view your student's grades. Grades will be in the Score column on the chart.

If you see *(Not For Grading)* in the Notes column, that means the assignment is not being counted towards the student's final score.

Date	Assignment	Assignment T...	Resources	Score	Score Type	Points	Notes
11/09/2020	Biology Evolution 11/9 quiz	Tests/Quizzes	0	26 out of 28.0000	Raw Score	26.00/28.0000	Test corrections 11/19, Original score 22.5.
10/12/2020	Quiz History, Fossils, Comp Anatomy	Tests/Quizzes	0	15 out of 16.0000	Raw Score	15.00/16.0000	
10/08/2020	10/6/2020 Async Wed work: Comparative Anatomy	Science Practices	0	10 out of 10.0000	Raw Score	10.00/10.0000	
10/01/2020	Experimental Design 1-3	Science Practices	0	15 out of 15.0000	Raw Score	15.00/15.0000	
09/24/2020	9/21/2020 Lamarck vs Darwin	Science Practices	0	10 out of 10.0000	Raw Score	10.00/10.0000	
09/14/2020	Weird Animal Facts	Science Practices	0	10 out of 10.0000	Raw Score	10.00/10.0000	
Totals						A (96.6%)	

CLICK SHEET – FINDING GRADES IN PARENTVUE

Standards View – Viewing Grades

Click on the Standards View link. Then, scroll to the chart with the standards listed. To the right of the chart, the score will appear.

Standards

Subject	Standard	Mark	Notes	Performance Indicator
8th Grade Science	Strands (Inquired all)	3		3.00 / 4.00
	I can state a claim and support it with evidence and scientific reasoning	3		3.00 / 4.00
	Energy	3.5		3.57 / 4.00
	I can apply my understanding about kinetic energy, stored energy, heat, and the factors that influence the total energy of a system.	3.5		3.63 / 4.00
	I can apply my understanding about the laws governing energy conservation and transformation.	3.5		3.90 / 4.00
	Force and Motion	2.5		3.97 / 4.00
	I can apply my understanding of how the sum of forces acting on an object influences the motion of an object.	2.5		3.97 / 4.00
	21st Century Skills	4		4.00 / 4.00
	COMMUNICATE effectively, including using technology, for various purposes, in diverse environments, and listen effectively.	4		4.00 / 4.00

Legend

Rubric 0-4

To find out what each score means, scroll towards the bottom of the page to the Legend with explanations on what each type of score means. You may also view the Grading Policy to see what each score means (if applicable).

Legend

Rubric 0-4	
Score	Description
4	Exceeding the standard level of knowledge or skills
3.5	Some meeting and exceeding levels of knowledge or skills
3	Meeting the standard level of knowledge or skills

View Another Class Grade Book

8) Repeat [steps 4-7](#) in order to view another class' grade book.

Home

- Messages
- Calendar
- Assessment
- Attendance
- Class Schedule
- Course History
- Grade Book**
- Report Card

Recent History

- Metabolism 2.6 Tab 5
Tari, B 6th Grd Science(2)
Due Date: 11/18/2020
Points: 1.00 / 1.0000 (1)
- U2 Quiz 3: 6.G.2/7.G.6
Horsfall, A Int Math Top 1(4)
Due Date: 11/13/2020
Points: 0.00 / 1.0000 (0)