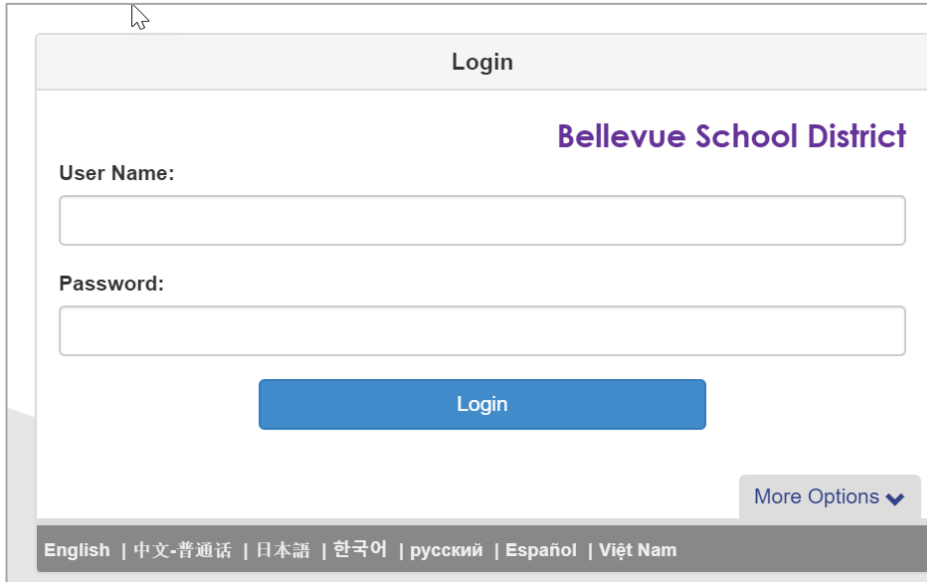
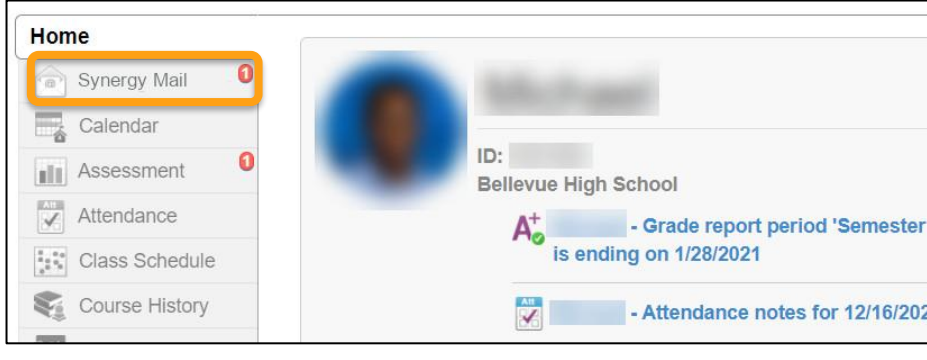
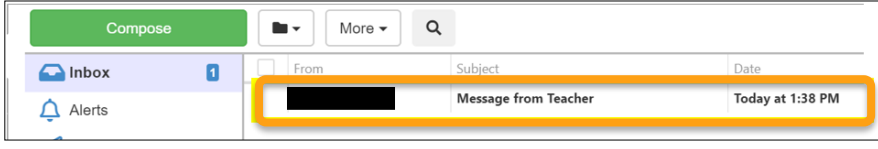


Synergy 电子邮件是老师与家庭交流的主要手段。当教师通过 TeacherVUE 发送消息时，家长/监护人和学生会在其 ParentVUE / StudentVUE 帐户中收到一条消息，并在其电子邮件中收到一条通知。

电子邮件中包含教师的信息以及 Synergy App 电脑和手机应用程序。如需要，您将看到一个提示，让您安全登录 ParentVUE / StudentVUE 以回复该消息。

<p>1. 在电子邮件的讯息中点选蓝色回复链接。</p>	 <p>From: No Reply <noreply@bsd405.org> Sent: Friday, December 18, 2020 3:48 PM To: ; email@edupoint.com; email@edupoint.com; email@edupoint.com; email@edupoint.com Subject: Test</p> <p>ParentVUE powered by Synergy</p> <p>Message sent from Bellevue School District</p> <p>Click here to reply to message</p> <p>Message From: William Linsler Subject:</p>
<p>2. 链接将显示登入 ParentVUE / StudentVUE。</p> <p>https://wa-bsd405-psv.edupoint.com</p>	 <p>ParentVUE and StudentVUE Access</p> <p>I am a parent >> I am a student >></p> <p>Contact Privacy Edupoint English 中文-普通话 日本語 한국어 русский Español Việt Nam ©Copyright 2019 Edupoint, LLC Accessibility Mode</p>
<p>3. 点击我是家长 I am a parent >></p>	 <p>I am a parent >></p>

<p>4. 输入您的登入帐号及密码</p> <p>5. 点击登入</p>	
<p>6. 点击 Synergy 电子邮件 Synergy Mail。</p>	
<p>7. 选择需要回复的信件。</p>	
<p>8. 点击蓝色回复链接，编写回复内容并发送。</p>	