

**TRINITY BASIN PREPARATORY  
MEETING OF THE BOARD OF DIRECTORS  
2730 N HWY 360  
GRAND PRAIRIE, TEXAS, 75050  
MONDAY, APRIL 19, 2021**

**12:00 P.M. OPEN SESSION**

**ALL MEMBERS OF THE BOARD PARTICIPATING IN THIS MEETING WILL PARTICIPATE VIA VIDEO OR TELEPHONE CONFERENCE IN ACCORDANCE WITH THE GOVERNOR'S AUTHORIZATION CONCERNING SUSPENSION OF CERTAIN OPEN MEETING LAW REQUIREMENTS FOR COVID-19 DISASTER.**

Members of the public may access the meeting via telephone by dialing 1-346-248-7799 (using meeting ID: 921 9123 6858) or by using the following videoconference link: <https://trinitybasin-net.zoom.us/j/92191236858>. A quorum of members of the Board will participate in the meeting and will be audible to the public.

**I. CALL TO ORDER:**

**II. OPEN SESSION**

**III. NON-AGENDA RELATED PUBLIC COMMENTS**

This forum allows anyone in attendance to address the Board on any matter except personnel and individual student issues. Any personnel concerns should be brought to the attention of the CEO prior to the meeting. Speakers will be limited to three (3) minutes. Non-agenda items will be taken for no more than 30 minutes.

**IV. ACTION ITEMS:**

- a. Financial report**
- b. Enrollment report**
- c. Academic report**
- d. Operations and Expansion report**
- e. Development report**
- f. Campus report**
- g. Consider and/or vote on 2021-2022 Allotment and TEKS Certification**
- h. Consider and/or vote on Region XI Interlocal Benefits Coop Agreement for 2021-2022**
- i. Consider and/or vote on compensation for CEO/Superintendent**
- j. Consider and/or vote on minutes from meeting on 3.29.21**
- k. ADJOURNMENT**

**V. CLOSED SESSION PER TEXAS GOVERNMENT CODE.** If at any time during the meeting, the Board determines that a closed or executive meeting is required, then such closed or executive meeting will be held by the Board as authorized by the Texas Open Meetings Act, including, but not limited to the following sections:

- a. Private Consultation with the Board's Attorney (Sec. 551.071)**
- b. Personnel Matters (Sec. 551.074) including the employment, evaluation, reassignment, duties, discipline, or dismissal of the Superintendent.**
- c. Real Property Matters (Sec. 551.072) including the purchase, exchange, lease, or value of real property in Dallas and Fort Worth.**

- d. School Children; School District Employees; Disciplinary Matter or Complaint (Sec. 551.082)
- e. School Board: Personally Identifiable Information about Public School Student (Section 551.0821)

**VI. ADJOURNMENT**

**CERTIFICATE AS TO POSTING OR GIVING OF NOTICE**

On this \_\_\_\_ day of April, 2021, at \_\_\_\_\_ a.m., this notice was posted at a place convenient to the public at the administrative offices of Trinity Basin Preparatory, 2730 N Hwy 360, Grand Prairie, Texas 75050 and on Trinity Basin's website ([www.trinitybasin.net](http://www.trinitybasin.net)) and readily accessible to the general public at all times for 72 hours preceding the scheduled time of the meeting.

**Randy Shaffer  
Chief Executive Officer  
Trinity Basin Preparatory**

**A.**

**Financial  
Report**

## TOTAL MONTHLY EXPENSES

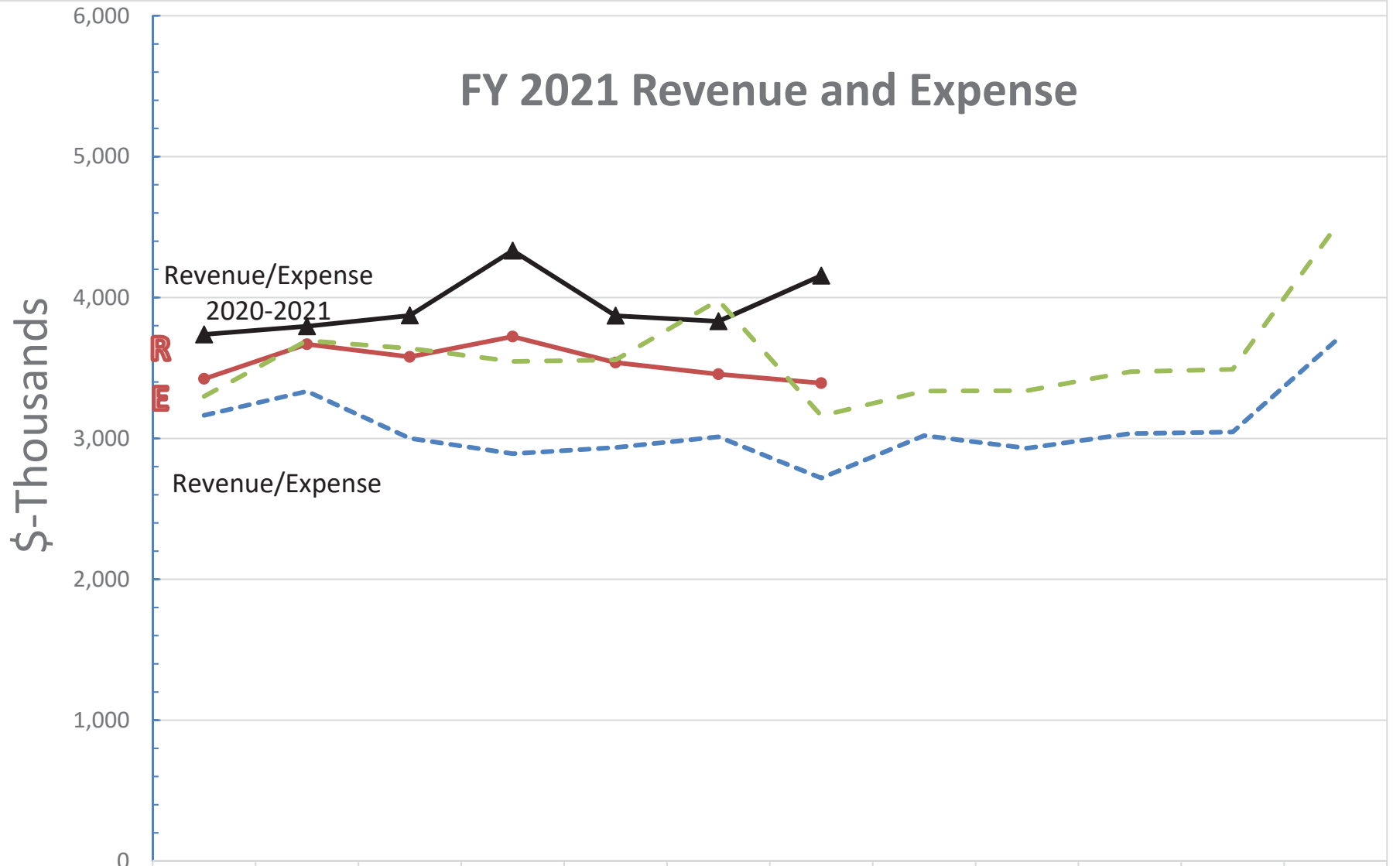
\$-Thousands

2020-2021

2019-2020

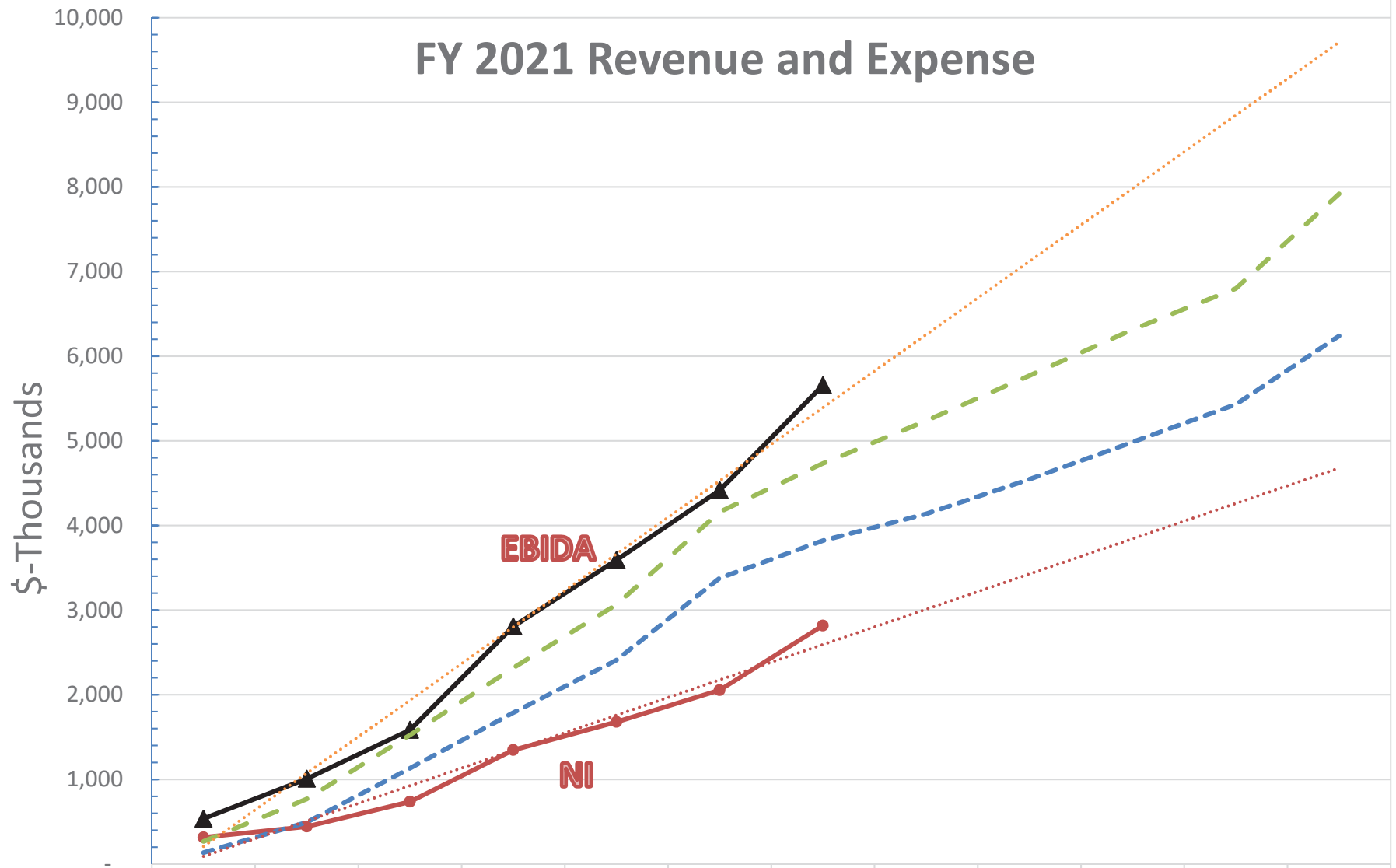
	September	October	November	December	January	February	March	April	May	June	July	August
2020-21	3,422,343	3,668,222	3,578,701	3,722,688	3,538,287	3,455,522	3,392,168					
2019-20	3,163,782	3,334,693	3,000,307	2,891,371	2,935,081	3,010,710	2,718,702	3,019,870	2,929,796	3,033,546	3,045,344	3,692,252

# FY 2021 Revenue and Expense



	September	October	November	December	January	February	March	April	May	June	July	August
<span style="color: black;">▲</span> FY21 Rev	3,737,703	3,795,595	3,872,530	4,332,817	3,870,815	3,831,256	4,155,266					
<span style="color: red;">●</span> 2020-21	3,422,343	3,668,222	3,578,701	3,722,688	3,538,287	3,455,522	3,392,168					
<span style="color: green;">---</span> FY20 Rev	3,298,499	3,693,625	3,638,218	3,546,506	3,557,179	3,980,766	3,160,224	3,335,908	3,339,185	3,473,540	3,490,340	4,501,467
<span style="color: blue;">---</span> 2019-20	3,163,782	3,334,693	3,000,307	2,891,371	2,935,081	3,010,710	2,718,702	3,019,870	2,929,796	3,033,546	3,045,344	3,692,252

# FY 2021 Revenue and Expense



	September	October	November	December	January	February	March	April	May	June	July	August
EBIDA 21	535,415	1,007,097	1,584,581	2,806,498	3,592,314	4,416,809	5,656,067					
NI 21	315,360	442,734	736,562	1,346,691	1,679,220	2,054,954	2,818,052					
EBIDA 20	267,404	767,741	1,524,687	2,316,249	3,064,645	4,161,088	4,732,577	5,237,178	5,770,117	6,315,291	6,799,819	7,918,144
NI 20	134,717	493,648	1,131,559	1,786,694	2,408,793	3,378,848	3,820,370	4,136,408	4,545,797	4,985,790	5,430,786	6,240,001

# TRINITY BASIN PREPARATORY

## UNAUDITED

### FINANCIAL SUMMARY

	Period Ended:											YTD
	FY 2020	Sep 2020	Oct 2020	Nov 2020	Dec 2020	Jan 2021	Feb 2021	Mar 2021	Apr 2021	May 2021		FY 2021
<b>Operating Cash</b>	<b>\$ 14,101,757</b>	<b>\$ 12,257,936</b>	<b>\$ 12,821,973</b>	<b>\$ 13,651,083</b>	<b>\$ 15,987,418</b>	<b>\$ 9,568,205</b>	<b>\$ 9,620,141</b>	<b>\$ 10,696,721</b>				
Restricted Cash	12,593,490	11,392,825	10,775,568	10,775,568	8,652,816	7,765,051	6,197,947	5,261,654				
Days Operating Cash	149.5	113.1	114.3	121.5	143.9	86.6	87.7	98.4				
LCB Credit Lines \$5.6m	5,600,000	5,600,000	5,600,000	5,600,000	5,600,000	-	-	-				
LCB PPP Loan	4,630,075	4,630,075	4,630,075	4,630,075	4,630,075	4,630,075	4,630,075	4,630,075				
PNC Project Loan \$20m	-	-	-	-	-	-	-	-				
<b>Revenues</b>	<b>\$ 42,985,454</b>	<b>\$ 3,737,703</b>	<b>\$ 3,795,595</b>	<b>\$ 3,872,530</b>	<b>\$ 4,332,817</b>	<b>\$ 3,870,815</b>	<b>\$ 3,831,256</b>	<b>\$ 4,155,266</b>				<b>\$ 27,595,982</b>
<b>Less Expenses:</b>												
Payroll Costs	26,245,966	2,473,245	2,485,275	2,587,504	2,445,139	2,483,169	2,456,380	2,420,405				17,351,118
Other Operating	6,455,583	729,043	838,638	707,543	665,762	601,830	550,381	495,603				4,588,798
Interest & Amort.	1,719,268	124,041	201,522	132,483	156,895	203,561	197,026	223,735				1,239,263
Depreciation	2,320,930	96,013	142,787	151,172	454,893	249,727	251,735	252,426				1,598,752
Extraordinary Item	-	-	-	-	-	-	-	-				-
<b>Change in Net Assets</b>	<b>\$ 6,243,707</b>	<b>\$ 315,360</b>	<b>\$ 127,373</b>	<b>\$ 293,828</b>	<b>\$ 610,129</b>	<b>\$ 332,529</b>	<b>\$ 375,734</b>	<b>\$ 763,097</b>				<b>\$ 2,818,052</b>
<b>EBIDA &amp; Ext. Items</b>	<b>\$ 10,283,905</b>	<b>\$ 535,415</b>	<b>\$ 471,682</b>	<b>\$ 577,483</b>	<b>\$ 1,221,917</b>	<b>\$ 785,816</b>	<b>\$ 824,495</b>	<b>\$ 1,239,258</b>	<b>\$ -</b>	<b>\$ -</b>		<b>\$ 5,656,067</b>
Debt Service - Bonds	\$ 1,258,596	\$ 128,942	\$ 229,653	\$ 166,569	\$ 179,609	\$ 229,324	\$ 229,324	\$ 229,324				\$ 1,392,747
Other Debt	385,147	30,835	856	1,650	5,438	4,278	3,438	22,646				69,141
Cash Debt Service*	\$ 1,643,743	\$ 159,777	\$ 230,508	\$ 168,219	\$ 185,047	\$ 233,602	\$ 232,762	\$ 251,971	\$ -	\$ -		\$ 1,461,887
D-S Coverage (YTD)	6.0	3.4	2.6	2.8	3.8	3.7	3.7	3.9				3.9
* Excludes optional pre-payments												
Total Liabilities	91,476,313	89,308,049	89,234,773	89,191,737	89,547,874	82,923,305	83,326,377	83,378,922				
Total Equity	20,281,178	20,596,539	20,723,912	21,017,740	21,627,869	21,960,398	22,336,132	23,099,230				
D/E	4.5 : 1	4.3 : 1	4.3 : 1	4.2 : 1	4.1 : 1	3.8 : 1	3.7 : 1	3.6 : 1				
D-S % Revenue	3.9%	4.3%	5.2%	4.9%	4.7%	5.0%	5.2%	5.3%	5.3%	5.3%		

# TRINITY BASIN PREPARATORY

## UNAUDITED

### FINANCIAL SUMMARY

#### CHILD NUTRITION

	FY 2020	Sep 2020	Oct 2020	Nov 2020	Dec 2020	Jan 2021	Feb 2021	Mar 2021	Apr 2021	May 2021	YTD FY 2020
592x Child Nutrition											
Federal Support, net	1,276,475	75,314	120,475	96,484	101,513	124,178	88,074	146,603			752,641
Local Collections	135,578	2,146	4,845	1,183	638	306	1,080	461			10,658
<b>CN Revenue</b>	<b>1,412,053</b>	<b>77,460</b>	<b>125,320</b>	<b>97,667</b>	<b>102,150</b>	<b>124,484</b>	<b>89,154</b>	<b>147,064</b>	-	-	<b>763,299</b>
Less:											
Cost of Food	1,061,366	81,499	109,120	91,372	82,321	112,184	76,406	118,250			671,151
Kitchen Supplies	46,831	16,305	1,845	877	6,573	5,970	2,582	(14,937)			19,215
<b>Operating Margin</b>	<b>303,857</b>	<b>(20,344)</b>	<b>14,355</b>	<b>5,418</b>	<b>13,256</b>	<b>6,330</b>	<b>10,166</b>	<b>43,752</b>	-	-	<b>72,933</b>
Personnel	580,457	58,722	60,864	61,298	62,035	64,367	65,996	61,166			434,447
Other expense	2,998	136	-	-	280	2,227	-	(690)			1,953
<b>Net Loss</b>	<b>(279,598)</b>	<b>(79,202)</b>	<b>(46,509)</b>	<b>(55,880)</b>	<b>(49,058)</b>	<b>(60,264)</b>	<b>(55,830)</b>	<b>(16,724)</b>	-	-	<b>(363,467)</b>
YTD Loss		(79,202)	(125,711)	(181,591)	(230,650)	(290,913)	(346,744)	(363,467)			

\* Federal Support includes Commodity Revenue, net Commodity Expense.



# TRINITY BASIN PREPARATORY

## UNAUDITED

### REVENUES and EXPENSES

	SEE AUDIT										58.3%		Original	
	Consolidated										Year-to-Date		Budget	
	FY 2020	Sep 2020	Oct 2020	Nov 2020	Dec 2020	Jan 2021	Feb 2021	Mar 2021	Apr 2021	May 2021	FY 2021		FY 2021	
<b>Revenues:</b>														
Total Local Support	483,888	78,386	53,228	43,809	43,513	42,589	46,123	63,380	-	-	371,028		607,110	
Total State Funds	37,555,391	3,391,839	3,452,554	3,635,451	3,554,428	3,527,403	3,518,288	3,766,816	-	-	24,846,779		44,443,158	
Federal Program Revenues														
Child Nutrition	1,345,385	76,583	120,475	103,372	106,351	130,275	93,833	152,527	-	-	783,416			
Federal Revenue Dist. by TEA	43,836	6,568	7,387	4,537	4,537	4,537	4,537	4,537	-	-	36,640			
Federal Revenue Dist. by PPP	-													
Federal Funds Title I	923,941	98,476	98,756	97,904	97,320	112,365	116,627	117,372	-	-	738,820			
Federal Funds Title II (Part A)	118,899	18,720	18,720	18,720	18,720	18,720	19,700	12,980	-	-	126,280			
Federal Funds Title III	202,414	17,480	17,258	17,258	17,258	16,723	16,723	17,258	-	-	119,958			
IDEA B (formula)	453,756	19,596	18,193	70,043	32,791	18,203	16,405	20,396	-	-	195,627			
IDEA B (preschool)	6,801	-	-	980	-	-	(980)	-	-	-	-			
HQ Expansion Grant	450,000	-	-	-	450,000	-	-	-	-	-	450,000			
ESSER	516,543	-	-	-	-	-	-	-	-	-	-			
CRF (CARES Relief Fund)	516,632	-	-	(131,076)	-	-	-	-	-	-	(131,076)			
School Health Services(SHARS)	364,295	30,055	9,024	11,532	7,899	-	-	-	-	-	58,510			
Medicaid Admin. Claim (MAC)	3,674	-	-	-	-	-	-	-	-	-	-			
Total Federal Program Rev.	4,946,175	267,478	289,813	193,270	734,876	300,823	266,845	325,070	-	-	2,378,175		4,649,732	
<b>Total Revenues</b>	<b>\$ 42,985,454</b>	<b>\$ 3,737,703</b>	<b>\$ 3,795,595</b>	<b>\$ 3,872,530</b>	<b>\$ 4,332,817</b>	<b>\$ 3,870,815</b>	<b>\$ 3,831,256</b>	<b>\$ 4,155,266</b>	<b>\$ -</b>	<b>\$ -</b>	<b>\$ 27,595,982</b>		<b>\$ 49,700,000</b>	
<b>Expenses</b>														
11 Instructional	21,945,635	1,909,118	2,040,839	2,118,242	2,222,507	2,047,125	2,007,817	1,994,176	-	-	14,339,824		24,647,704	
12 Library and Media	3,558	-	649	-	764	758	62	-	-	-	2,233		104,709	
13 Curriculum development	156,094	9,685	70,516	70,067	67,903	70,032	72,102	51,881	-	-	412,186		318,453	
21 Instructional Leadership	591,056	82,858	45,862	45,966	45,918	46,268	45,675	44,542	-	-	357,088		658,407	
23 School Leadership	1,813,696	172,241	172,776	172,347	179,413	174,948	171,684	172,993	-	-	1,216,402		1,961,774	
31 Guidance & Counseling	1,059,205	100,955	80,572	76,653	75,981	86,734	86,550	85,990	-	-	593,436		1,270,634	
33 Health Services	330,217	26,880	30,944	31,263	27,650	29,915	28,359	28,538	-	-	203,549		405,935	
35 Food Services	1,867,704	158,856	171,829	162,255	156,277	193,007	150,743	169,881	-	-	1,162,848		2,190,153	
36 Extra Curricular Activities	14,699	1,013	-	-	-	-	-	-	-	-	1,013		14,117	
41 General Administration	1,909,848	221,172	186,647	172,675	211,675	151,584	143,037	156,881	-	-	1,243,672		2,283,899	
51 Facilities Maintenance	3,870,181	444,821	532,390	428,524	451,835	397,662	425,379	330,061	-	-	3,010,672		4,725,259	
52 Security and Monitoring	250,255	22,982	34,264	34,294	40,142	31,615	33,564	37,003	-	-	233,865		329,225	
53 Technology / Data Systems	964,043	128,424	79,742	114,431	66,703	85,655	75,672	78,468	-	-	629,096		1,140,753	
61 Community Services	76,683	11,462	11,835	11,666	11,187	11,502	10,017	9,025	-	-	76,694		91,100	
71 Debt Service	1,728,018	124,041	201,522	132,483	156,895	203,561	197,026	223,735	-	-	1,239,263		4,564,149	
81 Fund Raising	194,562	7,835	7,835	7,835	7,836	7,921	7,835	8,996	-	-	56,091		293,730	
<b>Total Expenses</b>	<b>\$ 36,775,453</b>	<b>\$ 3,422,343</b>	<b>\$ 3,668,222</b>	<b>\$ 3,578,701</b>	<b>\$ 3,722,688</b>	<b>\$ 3,538,287</b>	<b>\$ 3,455,522</b>	<b>\$ 3,392,168</b>	<b>\$ -</b>	<b>\$ -</b>	<b>\$ 24,777,931</b>		<b>\$ 45,000,000</b>	
<b>Change in Total Net Assets</b>	<b>\$ 6,210,001</b>	<b>\$ 315,360</b>	<b>\$ 127,373</b>	<b>\$ 293,828</b>	<b>\$ 610,129</b>	<b>\$ 332,529</b>	<b>\$ 375,734</b>	<b>\$ 763,097</b>	<b>\$ -</b>	<b>\$ -</b>	<b>\$ 2,818,052</b>		<b>\$ 4,700,000</b>	

# TRINITY BASIN PREPARATORY

## UNAUDITED - EXPENSE by OBJECT

		Consolidated									Year-to-Date	
		FY 2020	Sep 2020	Oct 2020	Nov 2020	Dec 2020	Jan 2021	Feb 2021	Mar 2021	Apr 2021	May 2021	FY 2021
61--	Payroll Costs	26,245,966 61.1%	2,473,245 66.2%	2,485,275 65.5%	2,587,504 66.8%	2,445,139 56.4%	2,483,169 64.2%	2,456,380 64.1%	2,420,405 58.2%	-	-	17,351,118 62.9%
	6211 LEGAL SRVCS	74,244	6,768	-	1,211	1,683	32	334	1,341	-	-	11,367
	6212 AUDIT SRVCS	52,000	43,000	1,050	-	2,500	-	-	4,500	-	-	51,050
	6216 SPED SRVCS	131,218	16,674	44,888	49,213	20,526	71,181	43,207	52,686	-	-	298,376
	6219 PROFES SRVCS	8,548	-	-	-	1,200	400	400	400	-	-	2,400
	6239 EDUCATION SERVICE CENTERS	142,702	25	67,391	1,468	20,725	950	21,942	17,200	-	-	129,701
	6249 CONTRACTED MAINT/REPAIR	342,258	103,428	108,881	26,957	113,672	157,136	104,591	125,339	-	-	740,004
	6259 UTILITIES	736,513	76,134	87,171	118,931	51,893	7,808	44,410	62,561	-	-	448,908
	6255 E-RATE CREDITS	(49,025)	(85,577)	(17,891)	(4,800)	(1,858)	(2,268)	(2,268)	(2,268)	-	-	(116,931)
	6264 PPI Lease Exp	-	30,000	30,000	30,000	30,000	30,000	30,000	42,500	-	-	222,500
	6269 RENTALS-OPERATING LEASES	476,802	5,455	132,962	35,968	32,455	39,198	36,856	39,258	-	-	322,151
	6297 MARKETING SERVICES	120,531	9,622	6,296	7,370	34,394	6,796	10,290	10,841	-	-	85,610
	6299 MISCONTRACTED SRVCS	1,185,261	79,156	36,465	39,364	50,146	37,703	57,986	40,599	-	-	341,419
62--	Professional and Contracted Svcs.	3,221,052	284,685	497,213	305,681	357,336	348,935	347,747	394,957	-	-	2,536,556
	6311 GASOLINE/FUELS	3,426	551	648	393	409	674	493	894	-	-	4,063
	6319 SUPPLIES	103,852	116,369	19,696	72,976	17,817	10,846	20,550	19,651	-	-	277,907
	6329 READING MATERIALS	423,889	3,314	-	-	764	1,354	565	149	-	-	6,146
	6339 TESTING MATERIALS	43,036	-	-	14,130	3,423	-	-	-	-	-	17,554
	6341 FOOD	1,061,366	81,499	109,120	91,372	82,321	112,184	76,406	118,250	-	-	671,151
	6342 NON-FOOD	46,831	16,305	1,845	877	6,573	5,970	2,582	(14,937)	-	-	19,215
	6344 USDA COMMODITIES	68,910	1,269	-	6,888	4,838	6,097	5,759	5,924	-	-	30,775
	6390 OTHER SUPPLIES AND MATERIALS	173,353	15,349	108	-	-	-	-	434	-	-	15,890
	6397 MARKETING SUPPLIES	53,967	4,671	1,820	39	3,533	2,735	8,148	3,551	-	-	24,497
	6398 SOFTWARE LICENSES	406,830	85,445	75,538	146,739	68,108	32,553	18,096	5,259	-	-	431,739
	6399 GENERAL SUPPLIES	412,342	88,071	63,543	27,125	75,503	39,945	28,662	(68,856)	-	-	253,993
	6649 FURNITURE & EQUIPMENT	90,341	5,923	11,755	5,265	18,947	12,622	12,662	1,710	-	-	68,884
63+66	Other Supplies & Materials	2,888,142	418,767	284,073	365,806	282,238	224,979	173,922	72,028	-	-	1,821,813
	6411 TRAVEL-EMPLOYEE	39,314	-	-	-	-	-	-	75	-	-	75
	6412 TRAVEL - STUDENTS.	60,570	-	-	-	-	850	-	-	-	-	850
	6429 INS/BONDING COSTS	285,235	25,248	24,605	29,785	25,046	24,605	28,712	28,712	-	-	186,712
	6449 DEPRECIATION EXPENSE	2,320,930	96,013	142,787	151,172	454,893	249,727	251,735	252,426	-	-	1,598,752
	6495 DUES	2,395	95	32,636	-	-	-	-	16	-	-	32,747
	6499 MISC OPERATING COSTS	(41,125)	248	110	6,271	1,141	2,461	-	(185)	-	-	10,046
64--	Other Operating Expenses	2,667,319	121,604	200,138	187,227	481,080	277,643	280,446	281,044	-	-	1,829,181
	6521 INTEREST ON BONDS	1,258,596	128,942	229,653	166,569	179,609	229,324	229,324	229,324	-	-	1,392,747
	6529 PPI INTEREST	114,407	22,646	-	-	4,063	-	3,438	22,646	-	-	52,793
	6523 INTEREST ON DEBT	270,740	8,189	856	1,650	1,375	4,278	-	-	-	-	16,347
	6524 AMORTIZATION OF BOND FEES	49,339	8,658	8,658	8,658	8,658	8,658	8,658	8,658	-	-	60,609
	6525 RECOGNITION OF BOND PREM/DISC	(72,706)	(44,394)	(44,394)	(44,394)	(44,394)	(44,394)	(44,394)	(44,394)	-	-	(310,761)
	6598 BANK FEES FOR RENEWAL OR REVIEW	98,892	-	6,750	-	7,583	5,695	-	7,500	-	-	27,528
	7919 GAIN ON DEBT RETIREMENT	-	-	-	-	-	-	-	-	-	-	-
Total Expenses		\$ 36,741,747	3,422,343	3,668,222	3,578,701	3,722,688	3,538,287	3,455,522	3,392,168	-	-	\$ 24,777,931

# TRINITY BASIN PREPARATORY

## UNAUDITED - EXPENSE by OBJECT

		Consolidated										Year-to-Date	
		FY 2020	Sep 2020	Oct 2020	Nov 2020	Dec 2020	Jan 2021	Feb 2021	Mar 2021	Apr 2021	May 2021	FY 2021	
	6112	SUBSTITUTE	161,328	8,300	14,680	15,830	10,570	9,513	13,140	12,914	-	-	84,947
	6119	SALARIES PROFESSIONAL	20,354,115	1,999,554	1,978,577	2,105,517	1,991,027	1,971,635	1,956,232	1,948,049	-	-	13,950,590
	6121	EXTRA DUTY PAY/OVERTIME	188,690	11,089	9,841	10,497	8,341	15,679	7,512	8,327	-	-	71,285
	6129	SALARIES SUPPORT PERSONNEL	2,198,737	199,221	206,365	203,148	205,702	206,393	199,610	200,379	-	-	1,420,818
	6139	EMPLOYEE ALLOWANCES	-	-	-	-	-	-	-	-	-	-	-
	6141	FICA/MEDI	327,114	31,390	31,756	33,489	31,531	31,381	31,883	30,624	-	-	222,053
	6142	GROUP HEALTH	937,236	93,921	98,221	91,872	95,591	86,577	99,896	98,117	-	-	664,194
	6145	UNEMPLOYMENT	109,647	10,539	9,287	2,524	1,902	41,454	35,386	9,468	-	-	110,560
	6146	TRS	1,042,246	105,491	122,325	110,312	85,842	105,809	100,681	97,869	-	-	728,328
	6149	EMPLOYEE BENEFITS	33,059	3,741	4,224	4,314	4,633	4,728	2,040	4,660	-	-	28,341
	6179	PAYROLL ACCRUAL	927,500	10,000	10,000	10,000	10,000	10,000	10,000	10,000	-	-	70,000
61--	Payroll Costs	26,279,673	2,473,245	2,485,275	2,587,504	2,445,139	2,483,169	2,456,380	2,420,405	-	-	17,351,118	
		61.1%	66.2%	65.5%	66.8%	56.4%	64.2%	64.1%	58.2%			62.9%	
	211	TITLE I	899,362	102,794	103,025	101,739	101,178	130,223	81,980	120,876	-	-	741,816
	224	IDEA-B FORMULA	223,721	20,150	18,729	18,729	18,924	19,042	13,201	19,613	-	-	128,388
	255	TITLE II A TEACHER/PRINCIPAL T	106,159	19,533	19,533	19,533	19,729	19,855	14,324	13,441	-	-	125,949
	263	TITLE III, PART A	202,414	18,386	18,160	18,160	18,166	17,907	11,921	18,171	-	-	120,871
	289	FEDERALLY FUNDED SPEC REV FUND	43,836	6,702	7,546	4,602	4,602	4,680	3,970	4,618	-	-	36,721
	2xx	Federal Funds	1,475,492	167,566	166,993	162,764	162,600	191,708	125,395	176,720	-	-	1,153,745
		-	-	-	-	-	-	-	-	-	-	-	
	240	NSLP	671,140	58,722	60,864	61,298	62,035	64,367	65,996	61,166	-	-	434,447
	420	GENERAL	24,099,335	2,246,958	2,257,418	2,363,441	2,220,505	2,227,095	2,264,989	2,182,520	-	-	15,762,925
61--	Payroll Costs	26,245,966	2,473,245	2,485,275	2,587,504	2,445,139	2,483,169	2,456,380	2,420,405	-	-	17,351,118	
		61.1%	66.2%	65.5%	66.8%	56.4%	64.2%	64.1%	58.2%			62.9%	

# TRINITY BASIN PREPARATORY

## UNAUDITED

### BALANCE SHEET

	SEE AUDIT									
Assets	B. Balance	Sep 2020	Oct 2020	Nov 2020	Dec 2020	Jan 2021	Feb 2021	Mar 2021	Apr 2021	May 2021
<b>Current assets:</b>										
Cash and cash equivalents	\$ 14,101,757	\$ 12,257,936	\$ 12,821,973	\$ 13,651,083	\$ 15,987,418	\$ 9,568,205	\$ 9,620,141	\$ 10,696,721		
Restricted Cash	12,593,490	11,392,825	10,775,568	10,775,568	8,652,816	7,765,051	6,197,947	5,261,654		
Due from Texas Education Agency	3,568,922	3,682,467	3,150,048	2,667,768	2,534,184	2,682,102	2,850,659	2,695,178		
Prepaid expense	130,264	105,659	81,054	56,449	31,844	7,239	667,606	294,355		
Total current assets	\$ 30,394,434	\$ 27,438,887	\$ 26,828,643	\$ 27,150,868	\$ 27,206,261	\$ 20,022,597	\$ 19,336,354	\$ 18,947,908	-	-
<b>Non-current assets:</b>										
Deposits	10,340	10,340	10,340	16,355	16,355	16,355	16,355	16,355		
Property and equipment, net	75,284,621	76,357,264	76,991,605	77,244,158	78,125,030	78,986,654	80,421,704	81,595,792		
Loan Receivable - NMTC	6,068,097	6,098,097	6,128,097	5,798,097	5,828,097	5,858,097	5,888,097	5,918,097		
Total non-current assets	81,363,057	82,465,701	83,130,041	83,058,610	83,969,482	84,861,106	86,326,156	87,530,244	-	-
Total assets	\$ 111,757,491	\$ 109,904,588	\$ 109,958,684	\$ 110,209,478	\$ 111,175,743	\$ 104,883,703	\$ 105,662,510	\$ 106,478,152	\$ -	\$ -
<b>Liabilities and Net Assets</b>										
<b>Current Liabilities:</b>										
Accounts payable	2,986,086	1,086,270	1,042,229	1,026,598	1,508,131	558,675	1,039,728	1,170,254		
Accrued wages	2,902,500	2,912,500	2,922,500	2,927,332	2,939,631	2,952,500	2,962,500	2,972,500		
Accrued expenses	501,754	561,088	557,588	561,088	564,588	568,088	571,588	575,088		
Current mat. LCB bank loans	-	-	-	-	-	-	-	-		
Current mat. of capital leases	-	-	-	-	-	-	-	-		
Total current liabilities	6,390,340	4,559,858	4,522,317	4,515,018	5,012,351	4,079,263	4,573,816	4,717,842	-	-
<b>Long-term debt:</b>										
Deferred rent	140,000	120,000	120,000	120,000	120,000	120,000	120,000	120,000		
Capital leases, net of current mat.	-	-	-	-	-	-	-	-		
LTD - LCB bank revolver	5,600,000	5,600,000	5,600,000	5,600,000	5,600,000	-	-	-		
LTD - LCB / PPP loan	4,630,075	4,630,075	4,630,075	4,630,075	4,630,075	4,630,075	4,630,075	4,630,075		
LTD - PNC bank loans	-	-	-	-	-	-	-	-		
LTD - NMTC Capital One	7,971,797	7,972,946	7,974,094	7,975,243	7,976,391	7,977,540	7,978,688	7,979,837		
LTD - 2014 bonds, net of issue costs	26,075,595	26,076,887	26,073,219	26,069,551	26,010,883	25,993,470	25,976,057	25,958,643		
LTD - 2020 bonds, net of issue costs	40,668,505	40,348,284	40,315,067	40,281,851	40,198,174	40,122,958	40,047,741	39,972,525		
Total long-term liabilities	85,085,972	84,748,191	84,712,455	84,676,719	84,535,523	78,844,042	78,752,561	78,661,080	-	-
Total liabilities	91,476,313	89,308,049	89,234,773	89,191,737	89,547,874	82,923,305	83,326,377	83,378,922	-	-
<b>Total net assets</b>	20,281,178	20,596,539	20,723,912	21,017,740	21,627,869	21,960,398	22,336,132	23,099,230		
Total liabilities and net surplus	\$ 111,757,491	\$ 109,904,588	\$ 109,958,684	\$ 110,209,478	\$ 111,175,743	\$ 104,883,703	\$ 105,662,510	\$ 106,478,152	\$ -	\$ -

# TRINITY BASIN PREPARATORY

## UNAUDITED

### CASH FLOWS

	Sep 2020	Oct 2020	Nov 2020	Dec 2020	Jan 2021	Feb 2021	Mar 2021	Apr 2021	May 2021	YTD 2020
<b>Cash flows from operating activities:</b>										
Increase in net assets	\$ 315,360	\$ 127,373	\$ 293,828	\$ 610,129	\$ 332,529	\$ 375,734	\$ 763,097			\$ 2,818,052
Adjustments to reconcile net asset changes:										
Depreciation	96,013	142,787	151,172	454,893	249,727	251,735	252,426			1,598,752
Amortization of debt issuance costs	8,658	8,658	8,658	8,658	8,658	8,658	8,658			60,609
Amortization of bond premium	(44,394)	(44,394)	(44,394)	(44,394)	(44,394)	(44,394)	(44,394)			(310,761)
Changes in operating assets and liabilities:										-
Due from Texas Education Agency	(113,545)	532,420	482,280	133,584	(147,918)	(168,557)	155,482			873,745
Loan Receivable (Capital One)	(30,000)	(30,000)	330,000	(30,000)	(30,000)	(30,000)	(30,000)			150,000
Prepaid expense	24,605	24,605	24,605	24,605	24,605	(660,367)	373,251			(164,092)
Deposits	-	-	(6,015)	-	-	-	-			(6,015)
Accounts payable and accruals	(1,830,482)	(37,541)	(7,299)	497,333	(933,088)	494,553	144,026			(1,672,498)
Deferred rent	(20,000)	-	-	-	-	-	-			(20,000)
Net cash provided by operating activities	(1,593,784)	723,908	1,232,835	1,654,807	(539,881)	227,362	1,622,546			3,327,791
<b>Change in restricted cash</b>	1,200,665	617,257	-	2,122,752	887,765	1,567,104	936,293			7,331,836
<b>Cash flows from investing activities:</b>										
Equipment & capital improvements	(1,168,657)	(777,127)	(403,725)	(1,335,765)	(1,111,351)	(1,686,785)	(1,426,513)			(7,909,924)
										-
										-
										-
Net cash used in investing activities	(1,168,657)	(777,127)	(403,725)	(1,335,765)	(1,111,351)	(1,686,785)	(1,426,513)			(7,909,924)
<b>Cash flows from financing activities:</b>										
Principal increase (payment) on PNC loan	-	-	-	-	(5,600,000)	-	-			(5,600,000)
Principal increase (payment) on LCB loan	-									-
Current mat. of LTD - 2014 Bonds	(282,045)	(0)	(0)	(105,460)	(55,745)	(55,745)	(55,745)			(554,740)
Change in NMTC Loan										
Other Federal Loans	-									-
Net cash provided (used) by financing	(282,045)	(0)	(0)	(105,460)	(5,655,745)	(55,745)	(55,745)			(6,154,740)
<b>Net increase (decrease) in cash</b>	<b>(1,843,821)</b>	<b>564,037</b>	<b>829,109</b>	<b>2,336,335</b>	<b>(6,419,212)</b>	<b>51,935</b>	<b>1,076,580</b>			<b>(3,405,037)</b>
Beginning cash and cash equivalents	14,101,757	12,257,936	12,821,973	13,651,083	15,987,418	9,568,205	9,620,141			14,101,757
End of period cash and cash equivalents	12,257,936	12,821,973	13,651,083	15,987,418	9,568,205	9,620,141	10,696,721			9,568,205

**B.**

**Enrollment  
Report**

Trinity Basin Preparatory  
Enrollment 2020-2021

Enrollment as of 4/16/2021

Ewing		
<u>Grade</u>	<u>Enrollment</u>	<u>Enrollment Cap</u>
PK3	26	40
PK4	67	80
K	86	88
1st	85	88
2nd	77	88
3rd	86	88
4th	82	88
<b>Total</b>	509	560

<u>Date</u>	<u>Enrollment</u>	<u>Enrollment Cap</u>
8/21/2020	3983	4902
9/16/2020	4193	4902
10/14/2020	4210	4902
11/11/2020	4219	4902
12/10/2020	4202	4902
1/20/2021	4173	4902
2/25/2021	4162	4902
3/25/2021	4127	4902
4/15/2021	4127	4902

10th Street		
<u>Grade</u>	<u>Enrollment</u>	<u>Enrollment Cap</u>
PK3	25	40
PK4	77	100
Kinder	96	110
1st	101	110
2nd	83	110
3rd	89	110
4th	86	110
<b>Total</b>	557	690

Pafford		
<u>Grade</u>	<u>Enrollment</u>	<u>Enrollment Cap</u>
PK3	43	40
PK4	89	80
K	90	88
1st	85	88
2nd	88	88
3rd	86	88
4th	87	88
5th	96	96
6th	97	96
7th	97	96
8th	85	96
<b>Total</b>	943	944

Jefferson		
<u>Grade</u>	<u>Enrollment</u>	<u>Enrollment Cap</u>
5th	162	216
6th	202	216
7th	194	216
8th	170	216
<b>Total</b>	728	864

Panola		
<u>Grade</u>	<u>Enrollment</u>	<u>Enrollment Cap</u>
PK3	49	80
PK4	84	80
K	82	88
1st	69	88
2nd	75	88
3rd	80	88
4th	53	44
5th	53	48
6th	72	96
7th	48	48
8th	37	48
<b>Total</b>	702	796

Ledbetter		
<u>Grade</u>	<u>Enrollment</u>	<u>Enrollment Cap</u>
PK3	34	80
PK4	72	80
Kinder	82	88
1st	39	44
2nd	41	44
3rd	38	44
4th	26	44
5th	30	48
6th	33	96
7th	31	48
8th	34	48
<b>Total</b>	460	664

Mesquite		
<u>Grade</u>	<u>Enrollment</u>	<u>Enrollment Cap</u>
PK3	42	80
PK4	41	80
K	37	44
1st	26	44
2nd	21	44
3rd	24	44
6th	37	48
<b>Total</b>	228	384

Trinity Basin Preparatory  
Waitlist 2020-2021

Waitlist as of 04/16/2021

**Ewing**

Grade	Offered	WL
PK3	2	0
PK4	0	0
K	0	0
1st	0	0
2nd	0	0
3rd	2	1
4th	1	0
<b>Total</b>	<b>5</b>	<b>1</b>

**10th Street**

Grade	Offered	WL
PK3	1	0
PK4	1	0
K	0	0
1st	1	0
2nd	0	0
3rd	0	0
4th	0	0
<b>Total</b>	<b>3</b>	<b>0</b>

**Jefferson**

Grade	Offered	WL
5th	0	0
6th	0	0
7th	0	0
8th	0	0
<b>Total</b>	<b>0</b>	<b>0</b>

**Ledbetter**

Grade	Offered	WL
PK3	1	0
PK4	0	0
K	0	0
1st	1	0
2nd	0	0
3rd	0	0
4th	0	0
5th	0	0
6th	0	0
7th	0	0
8th	0	0
<b>Total</b>	<b>2</b>	<b>0</b>

**Pafford**

Grade	Offered	WL
PK3	0	23
PK4	0	17
K	0	13
1st	1	12
2nd	0	8
3rd	0	4
4th	0	6
5th	0	1
6th	5	0
7th	7	1
8th	0	0
<b>Total</b>	<b>13</b>	<b>85</b>

**Panola**

Grade	Offered	WL
PK3	0	0
PK4	0	22
K	0	9
1st	0	0
2nd	0	0
3rd	0	4
4th	10	0
5th	10	0
6th	0	0
7th	4	0
8th	1	0
<b>Total</b>	<b>25</b>	<b>35</b>

**Mesquite**

Grade	Offered	WL
PK3	0	0
PK4	0	0
K	1	0
1st	0	0
2nd	0	0
3rd	0	0
6th	0	0
<b>Total</b>	<b>1</b>	<b>0</b>

Campus	Offered	WL
Ewing	5	1
10th Street	3	0
Jefferson	0	0
Ledbetter	2	0
Pafford	13	85
Panola	25	35
Mesquite	1	0
<b>TOTAL</b>	<b>49</b>	<b>121</b>



2021-2022 Enrollment

Campus	Expected Re-Enrollment	New Students: Offered/Accepted	Total Students Expected
Ewing	454	115	569
10th Street	385	111	496
Jefferson	687	36	723
Ledbetter	384	97	481
Pafford	843	124	967
Panola	625	160	785
Mesquite	220	139	359
District Total	3598	782	4380

Current Enrollment Cap 2020-2021	Actual Enrollment Cap 2020-2021
754	690
612	560
944	864
824	756
1006	944
1069	984
620	568
5829	5366

New Students: Waitlist	New Students: Application In Process
0	4
0	22
0	18
0	32
123	64
49	52
0	40
172	232

**KEY:**

Re-Enrollment - 20-21 students who are expected to return

New: Offered/Accepted - New students who have been offered a seat

Total Students Expected - total of previous 2 columns

Current Enrollment Cap - includes max students plus overage that are admitted

Actual Enrollment Cap - max students for grade level

New: Waitlist - New students who are on the waitlist

New: Apps in Process - New applications that have not been moved to waitlist or offered seat

10th Street Campus	Re-Enrollment Packets Received	New Students: Offered/Accepted	Total Students Expected
PK3	0	28	28
PK4	22	44	66
Kinder	70	20	90
1st	94	9	103
2nd	102	5	107
3rd	80	5	85
4th	86	4	90
Totals	454	115	569

Current Enrollment Cap 2020-2021	Actual Enrollment Cap 2020-2021
44	40
110	100
120	110
120	110
120	110
120	110
120	110
754	690

New Students: Waitlist	New Students: Application In Process
0	0
0	0
0	0
0	1
0	2
0	0
0	1
0	4

Ewing Campus	Re-Enrollment Packets Received	New Students: Offered/Accepted	Total Students Expected
PK3	0	31	31
PK4	24	53	77
Kinder	58	18	76
1st	76	3	79
2nd	79	1	80
3rd	69	3	72
4th	79	2	81
Totals	385	111	496

Current Enrollment Cap 2020-2021	Actual Enrollment Cap 2020-2021
44	40
88	80
96	88
96	88
96	88
96	88
96	88
612	560

New Students: Waitlist	New Students: Application In Process
0	0
0	0
0	9
0	3
0	5
0	5
0	0
0	22

## 2021-2022 Enrollment

Jefferson Campus	Re-Enrollment Packets Received	New Students: Offered/ Accepted	Total Students Expected
5th	157	1	158
6th	150	28	178
7th	192	4	196
8th	188	3	191
<b>Totals</b>	<b>687</b>	<b>36</b>	<b>723</b>

Current Enrollment Cap 2020-2021	Actual Enrollment Cap 2020-2021
236	216
236	216
236	216
236	216
<b>944</b>	<b>864</b>

New Students: Waitlist	New Students: Application In Process
0	0
0	9
0	4
0	5
<b>0</b>	<b>18</b>

Ledbetter Campus	Re-Enrollment Packets Received	New Students: Offered/ Accepted	Total Students Expected
PK3	0	34	34
PK4	31	33	64
Kinder	65	9	74
1st	78	2	80
2nd	36	3	39
3rd	40	2	42
4th	33	5	38
5th	21	2	23
6th	24	6	30
7th	29	0	29
8th	27	1	28
<b>Total</b>	<b>384</b>	<b>97</b>	<b>481</b>

Current Enrollment Cap 2020-2021	Actual Enrollment Cap 2020-2021
88	80
88	80
96	88
96	88
48	44
48	44
48	44
52	48
104	96
104	96
52	48
<b>824</b>	<b>756</b>

New Students: Waitlist	New Students: Application In Process
0	0
0	0
0	9
0	3
0	4
0	3
0	1
0	6
0	5
0	0
0	1
<b>0</b>	<b>32</b>

Pafford Campus	Re-Enrollment Packets Received	New Students: Offered/ Accepted	Total Students Expected
PK3	0	40	40
PK4	42	43	85
Kinder	85	9	94
1st	89	2	91
2nd	84	4	88
3rd	85	5	90
4th	85	5	90
5th	86	3	89
6th	92	8	100
7th	98	2	100
8th	97	3	100
<b>Totals</b>	<b>843</b>	<b>124</b>	<b>967</b>

Current Enrollment Cap 2020-2021	Actual Enrollment Cap 2020-2021
40	40
85	80
96	88
93	88
93	88
93	88
93	88
101	96
104	96
104	96
104	96
<b>1006</b>	<b>944</b>

New Students: Waitlist	New Students: Application In Process
24	0
64	0
11	22
15	3
6	11
0	8
0	1
0	4
1	11
2	2
0	2
<b>123</b>	<b>64</b>

2021-2022 Enrollment

Panola Campus	Re-Enrollment Packets Received	New Students: Offered/ Accepted	Total Students Expected
PK3	0	56	56
PK4	39	46	85
Kinder	77	13	90
1st	79	9	88
2nd	66	3	69
3rd	71	7	78
4th	75	5	80
5th	53	5	58
6th	53	10	63
7th	66	3	69
8th	46	3	49
<b>Totals</b>	<b>625</b>	<b>160</b>	<b>785</b>

Current Enrollment Cap 2020-2021	Actual Enrollment Cap 2020-2021
88	80
85	80
96	88
96	88
96	88
96	88
96	88
104	96
104	96
104	96
104	96
<b>1069</b>	<b>984</b>

New Students: Waitlist	New Students: Application In Process
0	0
30	0
0	16
0	6
0	8
1	3
6	4
9	4
0	7
3	3
0	1
<b>49</b>	<b>52</b>

Mesquite Campus	Re-Enrollment Packets Received	New Students: Offered/ Accepted	Total Students Expected
PK3	0	40	40
PK4	40	35	75
Kinder	39	17	56
1st	34	6	40
2nd	27	3	30
3rd	22	3	25
4th	24	7	31
5th	X	X	X
6th	X	26	26
7th	34	2	36
<b>Totals</b>	<b>220</b>	<b>139</b>	<b>359</b>

Current Enrollment Cap 2020-2021	Actual Enrollment Cap 2020-2021
88	80
88	80
96	88
48	44
48	44
48	44
48	44
48	44
X	X
104	96
52	48
<b>620</b>	<b>568</b>

New Students: Waitlist	New Students: Application In Process
0	0
0	0
0	11
0	4
0	3
0	1
0	5
X	X
0	12
0	4
<b>0</b>	<b>40</b>

**C.**  
**Academic**  
**Report**

**D.**

**Operations  
and Expansion  
Report**



# Observation Report

Type: ☐ Pre-Install ☒ Weekly ☐ Random ☐ Monthly ☐ Other ☐ Owner Request ☐ Warranty 11 or 23

Date: April 06, 2021 Time (arrived): 12:50p (departed): 14:30p (total hours): 1.75 Hr(s)

Project: Fort Worth ISD – Trinity Basin Prep

Project No.: 2063

General Contractor: Butler Cohen

Substantial Completion Date: September 02, 2021

Weather Conditions: ☐ Sunny ☒ Cloudy ☒ Windy ☐ Rain ☐ Drizzle Temperature: 77°F

TRADES ON PROJECT	TRADES ON PROJECT
01 <input checked="" type="checkbox"/> Talked to on site – Steve, Josh, Cole - BC	17 <input type="checkbox"/> Low Voltage/Cameras -
02 <input checked="" type="checkbox"/> Site Work –	18 <input checked="" type="checkbox"/> Stand Pipe Sprinkler System –
03 <input checked="" type="checkbox"/> Site Paving – Cheyenne	19 <input type="checkbox"/> Ceramic Tile –
04 <input type="checkbox"/> Structural Steel – Blakeman	20 <input type="checkbox"/> HM Frames –
05 <input type="checkbox"/> Masonry –	21 <input checked="" type="checkbox"/> Roofing –
06 <input checked="" type="checkbox"/> Waterproofing –	22 <input type="checkbox"/> Fire Alarm –
07 <input type="checkbox"/> Fire Insulation -	23 <input type="checkbox"/> Flooring -
08 <input checked="" type="checkbox"/> Glazing –	24 <input type="checkbox"/> RTU -
09 <input checked="" type="checkbox"/> Drywall –	25 <input type="checkbox"/> Concrete – Tarrant - Concrete; Cheyenne - Labor
10 <input checked="" type="checkbox"/> Plaster/Lathe –	Type:
11 <input type="checkbox"/> Acoustical –	Yards: +/-
12 <input checked="" type="checkbox"/> Underground Utilities -	Testing Lab: <input type="checkbox"/> Present <input type="checkbox"/> Not Present
13 <input type="checkbox"/> Painting –	Name of Testing Lab: CMJ
14 <input checked="" type="checkbox"/> Mechanical – Dynamic Systems	<b>CONTACTS:</b>
15 <input checked="" type="checkbox"/> Electrical –	Program Manager –
16 <input checked="" type="checkbox"/> Plumbing – JCH	Project Engineer

Submitted By: David Briggs, PBK

Attachments: Images



▲  
TRUE NORTH

Portable  
Classrooms

Main Campus Bldg.

**General Notes:**

- 1) Recent rain on site: n/a.
- 2) *Temp stairs for labor to access storm shelter roof removed.*

**Current Activity:**

1. Portables – completed.
2. West Parking Lot – Final grading, forms and rebar in progress.  
City of Ft W fire tie-in at Griggs completed.  
ATMOS N tie-in at Panola completed.  
Main Bldg –
  3. Area E – HVAC duct staged. (Steel HVAC duct on site)  
MEP ongoing.  
Interior duct rough in progress.
  4. Area D – Duct insulation completed.  
N,S and E exterior walls partial waterproofing completed.  
Main electrical room panel boxes and conduit ongoing.  
Interior walls drywall partial (2) sides, ongoing.  
Interior wall insulation in progress.  
Interior tape and bed in progress.  
Fire suppression rough completed.
  5. Area C – E and N walls waterproofing partially complete. N side sheathing patching ongoing.  
Interior drywall paint primer in progress.  
Interior drywall tape, bed and sanding in progress.  
Overhead electrical ongoing.  
Fire suppression rough completed.
  6. Area B – West wall stucco lathe ongoing.  
West wall window frames installed.  
Interior walls framing and drywall (1) side in progress.  
Fire suppression rough completed.
  7. Area A – W wall stucco lathe installed.  
West wall glazing install in progress.  
Overhead electrical and in-wall rough/wire pull ongoing.  
Interior walls framing and drywall (1) side ongoing.  
In wall electrical rough completed.  
Fire suppression rough completed.
8. North underground ATMOS tie-in completed, backfill/compaction completed.
9. West City fire line tie-in completed.



**Scheduled Activity:**

1. Pour West parking.



**Deficiencies:**




1. *Schedule – has been addressed with owner by GC.*
2. Large gaps in between shelter panels (compared to all other panel joints) in S, W, E and N walls.
3. *Portables parking lot at designated path slope not ADA compliant. (correction due no later than 06/22/2021)*
4. Substantial “bubbling” of felt/poly layer particularly area A, but also visible in all other areas of roofing. (GC to make corrections per roofing consultant)

**Items of Note:**




1. Abatement Date: 04/13/2020
2. Demolition Permit Date: 05/11/2020.
3. Grading Permit Date: 07/25/2020.
4. Pad Start Date: 08/04/2020.
5. Bldg. Permit Issued: 08/10/2020.
6. Bldg pad passed inspection 08/28.
7. *Students occupying portable bldgs. 09/08/2020.*
8. TDLR compliance walk 09/22/2020.
9. All piers complete week of 09/28/2020.
10. Area E grade beams poured 10/07/2020.
11. Area D grade beams poured 10/14/2020.
12. Area C grade beams poured week of 10/21/2020.
13. Area D grade beams poured week of 11/02/2020.
14. Area E shelter slab on grade poured 11/04/2020.
15. All grade beams complete week of 11/09/2020.
16. All tilt wall panels (outside/insulation) poured 11/20/2020.
17. All tilt wall panels (inside) poured 12/05/2020.
18. Areas D & C slabs poured 12/09/2020.
19. Area E all storm shelter panels standing 12/17/2020 with exception of (1) re-pour panel.
20. Area E tilt wall panel re-poured 12/22/2020. 3 day break 2700 psi. Waiting 7 day break.
21. All storm shelter wall panels standing week of 12/28/2020.
22. Areas B/A slab poured 12/23/2020.
23. Storm shelter lightweight roof deck poured 01/28/2021.




Avg slump: \_\_\_, Air: \_\_%, Concrete temp: \_\_\_ degrees, Ambient temp: \_\_\_ degrees  
 Concrete Supplier: Tarrant  
 Concrete Labor: GRECO



Date	Item #	Images	
04/06/2021	1		<p>Overall W elevation areas B,A,E (L-R)  W parking in foreground.</p>
04/06/2021	1.1		<p>West parking drive entry at Griggs forms and rebar in progress.</p>

04/06/2021	1.2		West parking viewed N-S.
04/06/2021	2		Shelter – NW elevation.
04/06/2021	2.1		Shelter interior, duct rough in progress.









04/06/2021	2.2		Shelter MEP in progress.
04/06/2021	3		Area A – Overhead electrical ongoing.
04/06/2021	3.1		Area A – interior progress.

04/06/2021	3.2		Area A – interior progress.
04/06/2021	3.3		Area A – interior progress.
04/06/2021	3.4		Area A – interior progress.

04/06/2021	4		Area B – interior progress corridor viewed E-W.
04/06/2021	4.1		Area B – interior progress.
04/06/2021	4.2		Area B - interior overhead electrical ongoing.






04/06/2021	4.3		Area B – kitchen area.
04/06/2021	4.4		Area A – kitchen.
04/06/2021	4.5		Area B – kitchen electrical panels.

04/06/2021	5		Area C – E-W corridor.
04/06/2021	5.1		Area C – Typ. classroom.
04/06/2021	5.1		Area C – N wall.






04/06/2021	5.2			Area C – E wall.
04/06/2021	5.3			Area C – S wall.
04/06/2021	6			Courtyard – viewed E-W. Areas D (L), A (center) and C.

04/06/2021	7			Area D – N courtyard wall.
04/06/2021	7.1			Area D – E wall.
04/06/2021	7.2			Area D – S wall.



04/06/2021	8		Area D – E/W corridor.
04/06/2021	8.1		Area D – Typ classroom progress.
04/06/2021	8.2		Area D – Main electrical progress.



04/06/2021	9			Area B – E wall stucco lathe in progress.
04/06/2021	8.4			Area B – N wall stucco lathe in progress.
04/06/2021	8.5			Area B – NW exterior.

04/06/2021	8.6		Area B – S exterior wall stucco lathe and widows/ glazing installed.
04/06/2021	8.7		Area B – W exterior wall stucco lathe and widows/ glazing installed.
04/06/2021	9		ATMOS tie- in area B at Panola completed.



04/06/2021	10		City of Ft W fire tie-in at Griggs completed.
04/06/2021	11		Mock-up progress.

**Copies To:** Sean Butler, Butler Cohen  
 Josh Contreras, Butler Cohen  
 Ches Bromley, Butler Cohen  
 Steve.Lindley, Butler Cohen  
 Eric Cohen, Butler Cohen  
 Randy Shaffer, Trinity Basin  
 Buddy Bates, Trinity Basin  
 Todd Spore, PBK  
 Lee Osborne, PBK  
 Prachi Barve, PBK

**File:** 2063/Arch



**E.**

**Development  
Report**



**F.**

**Campus  
Report**

**G.**  
**2021-2022**  
**Allotment and**  
**TEKS**  
**Certification**

## 2021-22 Allotment and TEKS Certification Form

**NOTE:** This template is for planning purposes only and will not be submitted to the Texas Education Agency. Please submit your responses using this [form](https://app.smartsheet.com/b/form/bf5755712b724621a1ae5c78c80e2f4c) (<https://app.smartsheet.com/b/form/bf5755712b724621a1ae5c78c80e2f4c>).

First and Last Name: \_\_\_\_\_

E-mail: \_\_\_\_\_

District Name: \_\_\_\_\_

County District Number: \_\_\_\_\_

**Which product(s) do you plan to use for Tier 1 instruction to cover 100% of standards in school year 2021-22? List all that apply. Options for each grade band are listed in the Appendices at the end of this document. If the option you wish to put down is not on the list, record the product your district does use. \*All grades/content follow TEKS R/S**

- I. Certification of Math Instructional Materials (See Appendix A for instructional materials options)

Grades K-5: HMH Texas Go Math (Houghton Mifflin Harcourt Depository)

Grades 6-8: HMH Texas Go Math (Houghton Mifflin Harcourt Depository)

Grades 9-12: Pearson Texas Alg I (Savvas Learning Company LLC formerly Pearson K12 Learning)

- II. Certification of RLA Instructional Materials (See Appendix B for instructional materials options)

Grades K-2: HMH Into Reading Texas Reading & Writing Workshop (Houghton Mifflin Harcourt Depository)

Grades 3-5: HMH Into Reading Texas Reading & Writing Workshop (Houghton Mifflin Harcourt Depository)

Grades 6-8: HMH Into Literature (Houghton Mifflin Harcourt Depository)

Grades 9-12: N/A

- III. Certification of Science Instructional Materials (See Appendix C for instructional materials options)

Grades K-5: STEMscopes 2.0 (Accelerate Learning Inc.)

Grades 6-8: Texas Interactive Science (Savvas Learning Company LLC formerly Pearson K12 Learning)

Grades 9-12: N/A

- IV. Certification of Social Studies Instructional Materials (See Appendix D for instructional materials options)

Grades K-5: TX My World (Savvas Learning Company LLC formerly Pearson K12 Learning)

Grades 6-8: TX History (Savvas Learning Company LLC formerly Pearson K12 Learning)

Grades 9-12: N/A

**What is your district's approach to covering 100% of the standards? Please respond with one of the options listed below.**

1. *Other (if other, please type out response)*
  2. *Adopt TEKS Resource System (TRS) and align purchased materials to TRS scope and sequence*
  3. *Adopt TEKS Resource System (TRS) and align locally developed materials to TRS scope and sequence*
  4. *Adopt a locally developed curriculum and align purchased materials to district developed scope and sequence*
  5. *Adopt a locally developed curriculum and create locally developed supporting materials*
  6. *Adopt a curriculum product and follow scope and sequence as designed in the product*
- 
- I. Certification of Math Instructional Materials: 2. Adopt TEKS Resource System (TRS) and align purchased materials to TRS scope and sequence
  - II. Certification of RLA Instructional Materials: 2. Adopt TEKS Resource System (TRS) and align purchased materials to TRS scope and sequence
  - III. Certification of Science Instructional Materials: 2. Adopt TEKS Resource System (TRS) and align purchased materials to TRS scope and sequence
  - IV. Certification of Social Studies Instructional Materials: 2. Adopt TEKS Resource System (TRS) and align purchased materials to TRS scope and sequence

**What implementation approach does your district take with the instructional materials listed above? Please respond with one of the options listed below.**

1. *All school leaders required to implement district's approach*
  2. *School leaders have flexibility to select different materials*
  3. *Other (if other, please type out response)*
- 
- I. Certification of Math Instructional Materials : 1. All school leaders required to implement district's approach
  - II. #1
  - III. Certification of RLA Instructional Materials: 1. All school leaders required to implement district's approach
  - IV. Certification of Science Instructional Materials: 1. All school leaders required to implement district's approach
  - V. Certification of Social Studies Instructional Materials : 1. All school leaders required to implement district's approach

## Appendix A- Math Instructional Materials

### **Grades K-5 Math Instructional Materials**

Other (if other, please type out response)

TEKS Resource System (TRS)

Locally developed materials

enVisionMATH Texas 2.0 (Savvas Learning Company LLC formerly Pearson K12 Learning)

enVisionMATH Texas 2.0 en español (Savvas Learning Company LLC formerly Pearson K12 Learning)

Pearson Math and Science STEM (Savvas Learning Company LLC formerly Pearson K12 Learning)

Houghton Mifflin Harcourt Texas GO Math! (Houghton Mifflin Harcourt Depository)

HMH Texas GO Math! Spanish (Houghton Mifflin Harcourt Depository)

Creative Mathematics Curriculum with STEM (TPS Publishing, Inc.)

Stepping Stones (Origo Education Inc.)

Stepping Stones Spanish (Origo Education Inc.)

Eureka Math TEKS Edition (Texas Home Learning)

### **Grades 6-8 Math Instructional Materials**

Other (if other, please type out response)

Carnegie Learning Texas Math Solutions (Texas Home Learning)

Locally developed materials

TEKS Resource System (TRS)

Texas STEM (McGraw-Hill School Division)

Texas Math (McGraw-Hill School Division)

Transitional Bundle Texas Math (McGraw-Hill School Division(Contract Vendor))

digits, Texas Edition (Savvas Learning Company LLC formerly Pearson K12 Learning)

HMH Texas Go Math (Houghton Mifflin Harcourt Depository)

SpringBoard Mathematics (The College Board)

Carnegie Learning Texas Middle School Math Series

Creative Mathematics Curriculum with STEM, Literacy and Arts (TPS Publishing Inc.)

Math Explorations (Texas State University)

Edusmart Math Texas

### **Grades 9-12 Math Instructional Materials**

Other (if other, please type out response)

TEKS Resource System (TRS)

Locally developed materials

Carnegie Learning Texas Math Solutions (Texas Home Learning)

Texas Algebra 1 (School Education Group, a division of The McGraw-Hill Companies, Inc.)

TEXAS Algebra 2 (School Education Group, a division of The McGraw-Hill Companies, Inc.)

Geometry (School Education Group, a division of The McGraw-Hill Companies, Inc.)

Texas Precalculus (School Education Group, a division of The McGraw-Hill Companies, Inc.)

Pearson Texas Alg I (Savvas Learning Company LLC formerly Pearson K12 Learning)

Pearson Texas Alg II (Savvas Learning Company LLC formerly Pearson K12 Learning)

Pearson Texas Geometry (Savvas Learning Company LLC formerly Pearson K12 Learning)

MyMathLab Precalculus EGU TX Ed (Savvas Learning Company LLC formerly Pearson K12 Learning)

HMH Algebra 1 Texas (Houghton Mifflin Harcourt Depository)

HMH Algebra 2 Texas (Houghton Mifflin Harcourt Depository)

HMH Geometry Texas (Houghton Mifflin Harcourt Depository)

SpringBoard® Mathematics, Algebra 1 (The College Board)

SpringBoard® Mathematics, Algebra 2 (The College Board)

SpringBoard® Mathematics, Geometry (The College Board)

SpringBoard® Mathematics, Precalculus (The College Board)

Big Ideas Math Algebra 1 TX (Big Ideas Learning, LLC)

Big Ideas Math Algebra 2 TX (Big Ideas Learning, LLC)

Big Ideas Math Geometry Texas (Big Ideas Learning, LLC)

## 2021-22 Allotment and TEKS Certification TEMPLATE

Algebra 2 (CORD Communications)

Texas Algebra I (Carnegie Learning, Inc.)

Texas Algebra II (Carnegie Learning, Inc.)

Texas Geometry (Carnegie Learning, Inc.)

Agile Mind Algebra I-Texas Edition (Agile Mind Educational Holdings Inc.)

Agile Mind Algebra 2- Texas Edition (Agile Mind Educational Holdings Inc.)

Agile Mind Geometry - Texas Edition (Agile Mind Educational Holdings Inc.)

Agile Mind PreCalculus-Texas Edition (Agile Mind Educational Holdings Inc.)

Sapling Learning Alg I (Bedford, Freeman and Worth Publishing Group (formerly Sapling Learning))

Sapling Learning Alg II (Bedford, Freeman and Worth Publishing Group (formerly Sapling Learning))

Sapling Learning Geometry (Bedford, Freeman and Worth Publishing Group (formerly Sapling Learning))

Precalculus + Limits, Texas Edition (Cengage Learning Inc/Brooks/Cole (formerly Thomson Learning/Brooks-Cole)

Precalculus with Trigonometry (Kendall/Hunt Publishing Company)

## Appendix B- Reading Language Arts Instructional Materials

### **Grades K-2 Reading Language Arts Instructional Materials**

Other (if other, please type out response)

TEKS Resource System (TRS)

Locally developed materials

Amplify Texas Elementary Literacy Program (Texas Home Learning)

Lectoescritura en Espanol, Amplify Texas (Texas Home Learning)

Wonders (McGraw-Hill School Division(Contract Vendor))

Maravillas ((McGraw-Hill School Division(Contract Vendor))

Texas myView Literacy (Savvas Learning Company LLC formerly Pearson K12 Learning)

Texas miVisión Lectura (Savvas Learning Company LLC formerly Pearson K12 Learning)

HMH Into Reading Texas Reading & Writing Workshop (Houghton Mifflin Harcourt Depository)

HMH ¡Arriba la Lectura! Texas Reading & Writing Workshop (Houghton Mifflin Harcourt Depository)

Raz-Plus ELL Texas Edition (Learning A-Z, LLC)

Collaborative Literacy (Center for the Collaborative Classroom)

Istation Reading (Imagination Station Inc / istation)

Istation Reading en Espanol (Imagination Station Inc / istation)

### **Grades 3-5 Reading Language Arts Instructional Materials**

Other (if other, please type out response)

TEKS Resource System (TRS)

Locally developed materials

Elementary Literacy Program, Amplify Texas (Texas Home Learning)

Lectoescritura en Espanol, Amplify Texas (Texas Home Learning)

Wonders (McGraw-Hill School Division(Contract Vendor))

Maravillas (McGraw-Hill School Division(Contract Vendor))

Texas myView Literacy (Savvas Learning Company LLC formerly Pearson K12 Learning)

Texas miVisión Lectura (Savvas Learning Company LLC formerly Pearson K12 Learning)

HMH Into Reading Texas Reading & Writing Workshop (Houghton Mifflin Harcourt Depository)

HMH ¡Arriba la Lectura! Texas Reading & Writing Workshop (Houghton Mifflin Harcourt Depository)

Raz-Plus ELL Texas Edition (Learning A-Z, LLC)

Collaborative Literacy (Center for the Collaborative Classroom)

Istation Reading (Imagination Station Inc / istation)

Istation Reading en Espanol (Imagination Station Inc / istation)

### **Grades 6-8 Reading Language Arts Instructional Materials**

Other (if other, please type out response)

TEKS Resource Systems (TRS)

Locally developed materials

Amplify ELAR Texas (Texas Home Learning)

HMH Into Literature (Houghton Mifflin Harcourt Depository)

ThinkCERCA, Texas Edition (ThinkCERCA)

StudySync (McGraw-Hill School Division(Contract Vendor))

myPerspectives Texas English Language Arts (Savvas Learning Company LLC formerly Pearson K12 Learning)

SpringBoard, English Language Arts (The College Board)

Texas Connections (Perfection Learning Corporation)

Mirrors & Windows: Connecting with Literature (Carnegie Learning, Inc. dba EMC Publishing LLC)

Istation Reading (Imagination Station Inc / istation)

Texas English Language Arts (Strong Mind)

## 2021-22 Allotment and TEKS Certification TEMPLATE

### **Grades 9-12 Reading Language Arts Instructional Materials**

Other (if other, please type out response)

TEKS Resource System (TRS)

Locally Developed Materials

Odell Texas High School Literacy Program (Texas Home Learning)

StudySync (McGraw-Hill School Division)(Contract Vendor)

HMH Into Literature Texas

Foundations of Language and Literature (Bedford, Freeman & Worth Publishing Group)

myPerspectives Texas English Language Arts (Savvas Learning Company LLC formerly Pearson K12 Learning)

SpringBoard, English Language Arts (The College Board)

Mirrors & Windows: Connecting with Literature TX Passport Digital Program (Carnegie Learning, Inc. dba EMC Publishing LLC)

Texas Connections (Perfection Learning Corporation)

ELA 9: Introduction to Literature (Eng I) (Shmoop University, Inc.)

Advanced Language and Literature (Bedford, Freeman & Worth Publishing Group)

Texas English Language Arts II (Strong Mind)

ELA 10: World Literature (Eng II) (Shmoop University, Inc.)

College-Ready Writing Essentials, Texas Edition (BetterRhetor Resources LLC)

Texas English Language Arts III (Strong Mind)

ELA 11: American Literature (Eng III) (Shmoop University, Inc.)

Texas English Language Arts IV (Strong Mind)

ELA 12: British Literature (Eng IV) (Shmoop University, Inc.)



## Appendix C- Science Instructional Materials

### **Grades K-5 Science Instructional Materials**

Other (if other, please type out response)  
TEKS Resource Systems (TRS)  
Locally developed materials  
PhD Science TEKS Edition (Great Minds, Texas Home Learning)  
Texas Interactive Science (Savvas Learning Company LLC formerly Pearson K12 Learning)  
Texas Interactive Science en español (Savvas Learning Company LLC formerly Pearson K12 Learning)  
Pearson Math and Science STEM (Savvas Learning Company LLC formerly Pearson K12 Learning)  
Pearson Math and Science STEM, Spanish (Savvas Learning Company LLC formerly Pearson K12 Learning)  
HMH ScienceFusion Texas (Houghton Mifflin Harcourt Depository)  
HMH ScienceFusion Texas Spanish (Houghton Mifflin Harcourt Depository)  
Houghton Mifflin Harcourt Texas GO Math! STEM  
Core Science Curriculum and STEM Kit (Knowing Science LLC)  
FOSS (Full Option Science System), Texas Edition (Delta Education LLC)  
FOSS (Full Option Science System), Texas Edition, Spanish (Delta Education LLC)  
Discovery Education Science Techbook (Discovery Education Inc)  
STEMscopes 2.0 (Accelerate Learning Inc.)  
Creative Science Curriculum with STEM, Literacy and Art (TPS Publishing, Inc.)  
SciTEX Living with Science (Technical Laboratory Systems)  
Edusmart Texas Science (Edusmart)  
Edusmart Texas Science, Spanish (Edusmart)  
AC Science Texas (Adaptive Curriculum)  
Zingy Science Texas 3-5 (Zingy Learning)  
Zingy Science Texas 3-5 Spanish (Zingy Learning)

### **Grades 6-8 Science Instructional Materials**

Other (if other, please type out response)  
TEKS Resource Systems (TRS)  
Locally developed materials  
iScience Texas (McGraw-Hill School Division(Contract Vendor))  
Texas Interactive Science (Savvas Learning Company LLC formerly Pearson K12 Learning)  
HMH ScienceFusion Texas (Houghton Mifflin Harcourt Depository)  
Zingy Science Texas 6-8 (Zingy Learning)  
ExploreLearning Science Gizmos (ExploreLearning / LAZEL Inc)  
SEPUP Science, Texas Edition (LAB AIDS Inc.)  
CPO Science Texas Science (Delta Education LLC DBA CPO Science)  
Discovery Education Science Techbook (Discovery Education Inc)  
STEMscopes 2.0 (Accelerate Learning Inc.)  
Creative Science Curriculum with STEM, Literacy and Arts (TPS Publishing, Inc.)  
SciTEX Living with Science (Technical Laboratory Systems)  
Texas eScience3000 (Achieve3000)  
AC Science Texas (Adaptive Curriculum)  
Edusmart Texas Science (Edusmart)

### **Grades 9-12 Science Instructional Materials**

Other (if other, please type out response)  
TEKS Resource System (TRS)  
Locally developed materials

## 2021-22 Allotment and TEKS Certification TEMPLATE

HIGH SCHOOL SCIENCE TEXAS (McGraw-Hill School Division(Contract Vendor))  
Integrated Physics & Chemistry Texas (McGraw-Hill School Division(Contract Vendor))  
ExploreLearning Science Gizmos (ExploreLearning / LAZEL Inc)  
SciTEX Living with Science (Technical Laboratory Systems)  
AC Science Texas Integrated Physics and Chemistry (Adaptive Curriculum)  
BIOLOGY TEXAS (McGraw-Hill School Division(Contract Vendor))  
Pearson Biology, Texas Edition (Savvas Learning Company LLC formerly Pearson K12 Learning)  
HMH Texas Biology  
Biology Science Starters (Scientific Minds, LLC)  
Agile Mind Biology (Agile Mind Educational Holdings Inc.)  
SEPUP Science and Global Issues - Biology Units (Ecology, Cell Biology, Genetics and Evolution) (LAB AIDS Inc.)  
SEPUP Science and Global Issues - Biology (LAB AIDS Inc.)  
Discovery Education Science Techbook - Biology  
STEMscopes 2.0, Biology (Accelerate Learning Inc.)  
SciTEX Living with Science (Technical Laboratory Systems)  
Sapling Learning Dynamic Biology for High School (Bedford, Freeman and Worth Publishing Group (formerly Sapling Learning))  
AC Science Texas Biology (Adaptive Curriculum)  
Edusmart Science Texas Biology (Edusmart)  
CHEMISTRY MATTER & CHANGE TEXAS (McGraw-Hill School Division(Contract Vendor))  
Pearson Chemistry, Texas Edition (Savvas Learning Company LLC formerly Pearson K12 Learning)  
HMH Texas Modern Chemistry (Houghton Mifflin Harcourt Depository)  
Chemistry Science Starters (Scientific Minds, LLC)  
Texas World of Chemistry Classroom Solution (Cengage Learning Inc)  
Chemistry in the Community, 6th Edition (Bedford, Freeman & Worth Publishing Group)  
Living by Chemistry (Bedford, Freeman & Worth Publishing Group)  
LAB-AIDS A Natural Approach to Chemistry Texas Edition  
Discovery Education Science Techbook - Chemistry (Discovery Education Inc)  
STEMscopes, 2.0 Chemistry (Accelerate Learning Inc.)  
PHYSICS PRINCIPLES & PROBLEMS TEXAS (McGraw-Hill School Division(Contract Vendor))  
Houghton Mifflin Harcourt Texas Physics  
Kinetic First-Person Physics (Perfection Learning Corporation)  
Discovery Education Science Techbook - Physics (Discovery Education Inc)  
STEMscopes 2.0, Physics (Accelerate Learning Inc.)  
Essential Physics (PASCO SCIENTIFIC)  
Sapling Learning Dynamic Physics for High School - Texas Edition (Bedford, Freeman and Worth Publishing Group (formerly Sapling Learning))  
AC Science Texas Physics (Adaptive Curriculum)

## Appendix D- Social Studies Instructional Materials

### **Grades K-5 Social Studies Instructional Materials**

Other (if other, please type out response)

TEKS Resource Systems (TRS)

Locally developed materials

Texas Studies Weekly (Studies Weekly, Inc.)

Texas Studies Weekly -Spanish (Studies Weekly, Inc.)

TX myWorld SS Here We Are (Savvas Learning Company LLC formerly Pearson K12 Learning)

TX myWorld SS Here We Are en español (Savvas Learning Company LLC formerly Pearson K12 Learning)

TX myWorld SS Making Our Way (Savvas Learning Company LLC formerly Pearson K12 Learning)

TX myWorld SS Making Our Way en español (Savvas Learning Company LLC formerly Pearson K12 Learning)

TX myWorld SS We Explore People and Places (Savvas Learning Company LLC formerly Pearson K12 Learning)

TX myWorld SS We Explore People and Places en español (Savvas Learning Company LLC formerly Pearson K12 Learning)

TX myWorld SS Building Our Communities (Savvas Learning Company LLC formerly Pearson K12 Learning)

TX myWorld SS Building Our Communities en español (Savvas Learning Company LLC formerly Pearson K12 Learning)

TX myWorld SS We Are Texas (Savvas Learning Company LLC formerly Pearson K12 Learning)

TX myWorld SS We Are Texas en español (Savvas Learning Company LLC formerly Pearson K12 Learning)

TX myWorld SS Building Our Nation (Savvas Learning Company LLC formerly Pearson K12 Learning)

TX myWorld SS Bldg Our Nation en español (Savvas Learning Company LLC formerly Pearson K12 Learning)

USA Studies Weekly - 1565 to the Present (Studies Weekly, Inc.)

USA Studies Weekly - 1565 to the Present, Spanish (Studies Weekly, Inc.)

Social Studies School Service / Nystrom Education Texas Bundles

Texas Community Studies Weekly - History & Heroes (Studies Weekly, Inc.)

### **Grades 6-8 Social Studies Instructional Materials**

Other (if other, please type out response)

TEKS Resource System (TRS)

Locally developed materials

TX World Cul & Geo (School Education Group, a division of The McGraw-Hill Companies, Inc.)

Texas Contemporary World Cultures (Savvas Learning Company LLC formerly Pearson K12 Learning)

HMH Contemporary World Studies Texas (Houghton Mifflin Harcourt Depository)

World Cultures and Geography (Cengage Learning, Inc./National Geographic Learning)

Active Classroom: Glob. Studies/Geog (Social Studies School Service / Nystrom Education)

World Geography and Cultures (Discovery Education Inc)

TX History (School Education Group, a division of The McGraw-Hill Companies, Inc.)

TX History (Savvas Learning Company LLC formerly Pearson K12 Learning)

HMH Texas History

TX US Hist to1877 (School Education Group, a division of The McGraw-Hill Companies, Inc.)

Texas History: Colonization through Reconstruction (Savvas Learning Company LLC formerly Pearson K12 Learning)

HMH US History Texas (Houghton Mifflin Harcourt Depository)

Active Classroom U.S. History (Social Studies School Service / Nystrom Education)

US History (Prehistory - Reconstruction) (Discovery Education Inc)

### **Grades 9-12 Social Studies Instructional Materials**

Other (if other, please type out response)

TEKS Resource System (TRS)

## 2021-22 Allotment and TEKS Certification TEMPLATE

### Locally Developed Materials

Texas World Geography (School Education Group, a division of The McGraw-Hill Companies, Inc.)  
HMH World Geography Texas (Houghton Mifflin Harcourt Depository)  
HMH Geography TX (Houghton Mifflin Harcourt Depository)  
Active Classroom: Glob/Geo Strat Bndl (Social Studies School Service / Nystrom Education)  
US History since 1877 (School Education Group, a division of The McGraw-Hill Companies, Inc.)  
TX US Hist: 1877-Present (Savvas Learning Company LLC formerly Pearson K12 Learning)  
HMH The Americans (Houghton Mifflin Harcourt Depository)  
Active Classroom U.S. History (Social Studies School Service / Nystrom Education)  
United States History (Civil War - Present) (Discovery Education Inc)  
TX World History (School Education Group, a division of The McGraw-Hill Companies, Inc.)  
TX World History (Savvas Learning Company LLC formerly Pearson K12 Learning)  
HMH World History Texas (Houghton Mifflin Harcourt Depository)  
Active Classroom World History (Social Studies School Service / Nystrom Education)  
US Govt Student Bundle (School Education Group, a division of The McGraw-Hill Companies, Inc.)  
TX Magruder's Am Govt (Savvas Learning Company LLC formerly Pearson K12 Learning)  
Basic Principles of American Government (Perfection Learning Corporation)  
Active Classroom: Government/Civics (Social Studies School Service / Nystrom Education)  
U.S. Government: An Interactive Approach (WorldView Software)  
Texas Economics (School Education Group, a division of The McGraw-Hill Companies, Inc.)  
TX Economics (Savvas Learning Company LLC formerly Pearson K12 Learning)  
HMH/HMD Economics: Concepts and Choices (Houghton Mifflin Harcourt Depository)  
Economics for Everybody (Perfection Learning Corporation)  
Economics: New Ways of Thinking (Carnegie Learning, Inc. dba EMC Publishing LLC)  
Economics + Emphasis on the Free Enterprise (Cengage Learning Inc/South-Western (formerly Thomson Learning/South-Western))  
Economics: An Interactive Approach (WorldView Software)

**H.**  
**Region XI**  
**Interlocal Benefits**  
**Coop Agreement**  
**for 2021-2022**

EDUCATION SERVICE CENTER REGION 11 BENEFITS COOPERATIVE  
INTERLOCAL AGREEMENT RESOLUTION AND AGREEMENT

WHEREAS, \_\_\_\_\_, of \_\_\_\_\_, Texas, (“Participant”) pursuant to the authority granted under Chapter 791 Government Code, as amended, desires to join together with other school districts, charter schools, or governmental entities to participate in employee benefits offered by the Education Service Center Region 11 Employee Benefits Cooperative (the “ESC Region 11 BC”), holding the opinion that participation in these programs will be beneficial to the school district, charter school, or governmental entities and its employees;

WHEREAS, the ESC Region 11 BC is managed by a committee called the Board of Record that consists of the superintendents or chief executive officers or their designees from each of the Participants in the Coop;

NOW, THEREFORE BE IT RESOLVED that Board of Trustees of Participant requests the ESC Region 11 BC to include \_\_\_\_\_ as a participant. Participant acknowledges and agrees to the following:

1. The purposes of the ESC Region 11 BC are governmental functions or services that each party to this agreement is authorized to perform individually;
2. Any obligation to pay any fees will come from current revenues available to the Participant;
3. Such fees fairly compensate the parties performing the functions and services under the agreement;
4. This agreement incorporates the Operational Procedures developed by the Board of Record as it currently exists or may be hereafter amended by action of the Board of Record;
5. Participant delegates to the Board of Record authority to modify the Operational Procedures as the Board of Record deems in the best interests of the ESC Region 11 BC;
6. Participant delegates to the Board of Record all purchasing functions related to the purposes of this interlocal agreement to the maximum extent permitted by law;
7. Participant shall comply with the Operational Procedures as established, modified, and/or approved by the Board of Record;
8. The ESC Region 11 BC shall comply with the purchasing requirements for the purchase of personal property and services as required by Chapter 44 of the Education Code and Chapter 791 of the Local Government Code;
9. The term of this agreement shall be one year, from September 1, 2021, to August 31, 2022; and
10. Participant or the ESC Region 11 BC may terminate Participant’s participation in the ESC Region 11 BC for any reason by giving written notice to the ESC Region 11 BC Board of Record sixty (60) calendar days before the anniversary date of this agreement.

BE IT FURTHER RESOLVED that the Board of Trustees of Participant authorizes its superintendent to execute any and all documents and take whatever action necessary to carry out the desires of the Board of Trustees as stated herein.

I certify that the foregoing is a true and correct copy of the resolution and agreement adopted by the Board of Trustees of \_\_\_\_\_ and that the same is reflected in the minutes of the Board meeting held \_\_\_\_\_.

In witness thereof, we hereunto affix our signatures this \_\_\_\_\_ day of \_\_\_\_\_, 20 \_\_\_\_\_.

BY:

\_\_\_\_\_  
Signature of School Board or Charter  
School Board President

\_\_\_\_\_  
Typed Name of School Board or Charter  
School Board President

\_\_\_\_\_  
Signature of School Board or Charter  
School Board Secretary

\_\_\_\_\_  
Typed Name of School Board or Charter  
School Board Secretary

\_\_\_\_\_  
Signature of District or Charter  
School Superintendent/Chief Financial  
Officer

\_\_\_\_\_  
Typed Name of District or Charter  
School Board Superintendent/Chief  
Financial Officer

---

Name of Agency: \_\_\_\_\_

Address: \_\_\_\_\_

Name of Contact Person: \_\_\_\_\_

Phone Number: \_\_\_\_\_

---

\_\_\_\_\_  
Signature of ESC Region 11 BC Board  
President

\_\_\_\_\_  
Wes Eversole  
Typed Name of ESC Region 11 BC Board  
President

\_\_\_\_\_  
Signature of ESC Region 11 BC Board  
Secretary

\_\_\_\_\_  
Inelda Acosta, Ed.D  
Typed Name of ESC Region 11 BC Board  
Secretary

\_\_\_\_\_  
Signature of ESC Region 11 Executive  
Director

\_\_\_\_\_  
Clyde W. Steelman, Jr. Ed.D  
Typed Name of ESC Region 11  
Executive Director

\_\_\_\_\_  
Date Approved by ESC Region 11 BC

**I.**

**Compensation  
for CEO/  
Superintendent**



**J.**

**Minutes from  
Board Meeting  
on 3.29.21**

**TRINITY BASIN PREPARATORY  
MEETING OF THE BOARD OF DIRECTORS  
2730 N HWY 360  
GRAND PRAIRIE, TEXAS, 75050  
MONDAY, MARCH 29, 2021**

**12:00 P.M. OPEN SESSION**

- I. CALL TO ORDER:** Loren Hitchcock called the meeting to order at 12:04 p.m. He announced that a quorum was present. The members in attendance via videoconference were:

Randy Shaffer, President, Member  
Ken Petree, Vice President, Member  
Julia Gomez, Member  
Loren Hitchcock, Member  
Mike Winemiller, Member

**Absent:**

Frederick Brown, Member  
Dana Bickford, Member

**Others in attendance were:**

James Dworkin, Chief Financial Officer, Board Treasurer  
Lesley Austin, Chief Academic Officer  
Jessika Torres, Executive Director of Accounting  
Chaz Munoz, Director of School Operations  
Kyla Jaramillo, Principal  
Carolyn Murray, Moss Adams  
Lisa Todd, Moss Adams  
Pam Alexanderson, Moss Adams  
Sheila Herrera, Moss Adams  
Yessica Castillo, Moss Adams

NOTE: This meeting was conducted in accordance with the Governor's authorization concerning suspension of certain open meetings law requirements for COVID-19 disaster. All attendees attended the meeting via videoconference and were visible and audible to the entire group and any others joining the meeting for the entirety of the meeting. An audio recording was made of the entire meeting.

- II. OPEN SESSION – 12:04 p.m.**

**III. NON-AGENDA RELATED PUBLIC COMMENTS**


This forum allows anyone in attendance to address the Board on any matter except personnel and individual student issues. Any personnel concerns should be brought to the attention of the CEO prior to the meeting. Speakers will be limited to three (3) minutes. Non-agenda items will be taken for no more than 30 minutes.

**IV. ACTION ITEMS:**

- a. **Financial report** – No action taken.
- b. **Enrollment report** – No action taken.
- c. **Academic report** – No action taken.
- d. **Operations and Expansion report** – No action taken.
- e. **Development report** – No action taken.
- f. **Campus report** -- No action taken.
- g. **Consider and/or vote on engagement of auditors for 2020-2021 financial audit** – Ken Petree made the motion to approve Moss Adams as the auditing firm for the 2020-2021 financial audit. Julia Gomez seconded. The vote was unanimous.
- h. **Consider and/or vote on 2021-2022 District Calendar** – Julia Gomez made the motion to approve the 2021-2022 district calendar as presented. Pepper Hitchcock seconded. The vote was unanimous.
- i. **Consider and/or vote on Teacher Incentive Allotment Plan** – Ken Petree made the motion to approve the Teacher Incentive Allotment Plan as presented. Mike Winemiller seconded. The vote was unanimous.
- j. **Consider and/or vote on compensation for CEO/Superintendent** – No action taken.
- k. **Consider and/or vote on minutes from meeting on 3.1.21** – Mike Winemiller made the motion to approve the minutes of the 3/1/21 Board meeting as presented. Pepper Hitchcock seconded. The vote was unanimous.
- l. **Consider and/or vote on minutes from meeting on 3.8.21** – Pepper Hitchcock made the motion to approve the minutes of the 3/8/21 Board meeting as presented. Julia Gomez seconded. The vote was unanimous.

V. **ADJOURNMENT**—2:37 p.m.

Minutes Reviewed by:

  
\_\_\_\_\_  
Randy Shaffer, Acting Board Secretary