



Campus: Orangevale
 Principal: Maria Ostendorf
 Report Month: December 2023
 Date of Report: 11/30/23

Orangevale Campus Update

CLASSROOMS

TEACHER'S NAME	CLASSROOM	GRADE LEVEL	CA CRED.	MONTESSORI CERTIFICATION	CURRENT ENROLLMENT
Shelley Brusa	Crater Lake	K / 1	CTC	3-6 / 6-9	24
Elizabeth A-Hammond	Yellowstone	TK / K	CTC Intern	3-6 IP	17
Debbi Oliver	Glacier	K/1	CTC	3-6 / 6-9	24
Halla Shabo	Joshua Tree	2/3	CTC	6-9	26
Erin Bethune	Lassen	2/3	CTC	6-9	26
Brett George	Yosemite	2/3	CTC	6-9	24
Mary Giambo	Denali	4,5,6	CTC	6-9 / 9-12	26
Ruby Valdovinos	Haleakela	4,5,6	CTC	6-9 /9-12	26
Kalyn Roberts	Chaco Canyon	4,5,6	CTC	6-12	27
Christina M-Franklin	Channel Islands	4,5,6	CTC	6-12	25
Jen Foxx-Smith	Zion	7,8	CTC	Sec I & II	22
Brandon Harrison	Acadia	7,8	STSP	Sec I IP	23

ENROLLMENT/WAITLIST

			BUDGETED ENROLLMENT: 280				ACTUAL ENROLLMENT: 290			
Waitlist:	TK	K	1st	2nd	3rd	4th	5th	6th	7th	8th
2023-2024	34	5	19	7	3	15	4	11	1	1

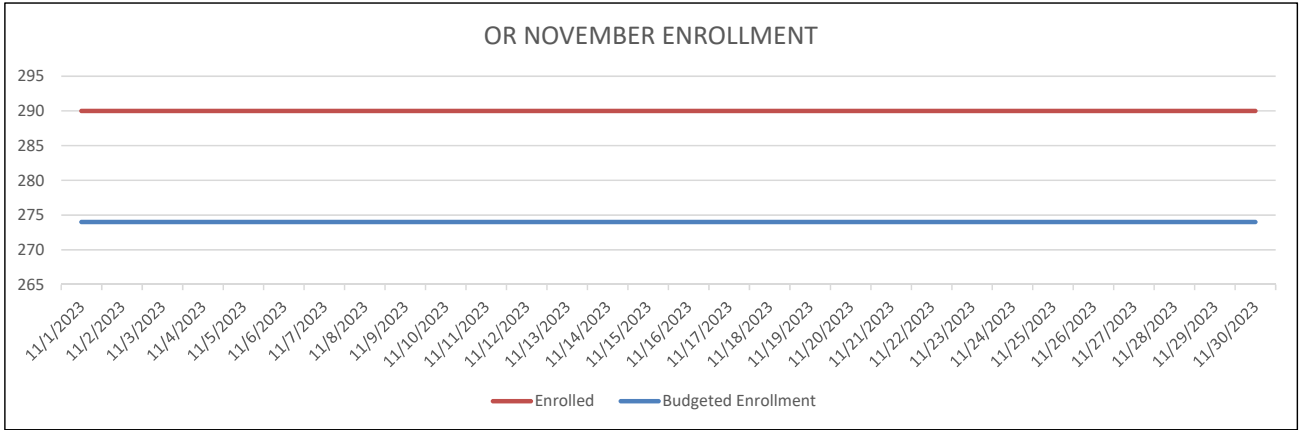
DISCIPLINE

SUSPENSIONS: 7	EXPULSIONS: 0
-----------------------	----------------------

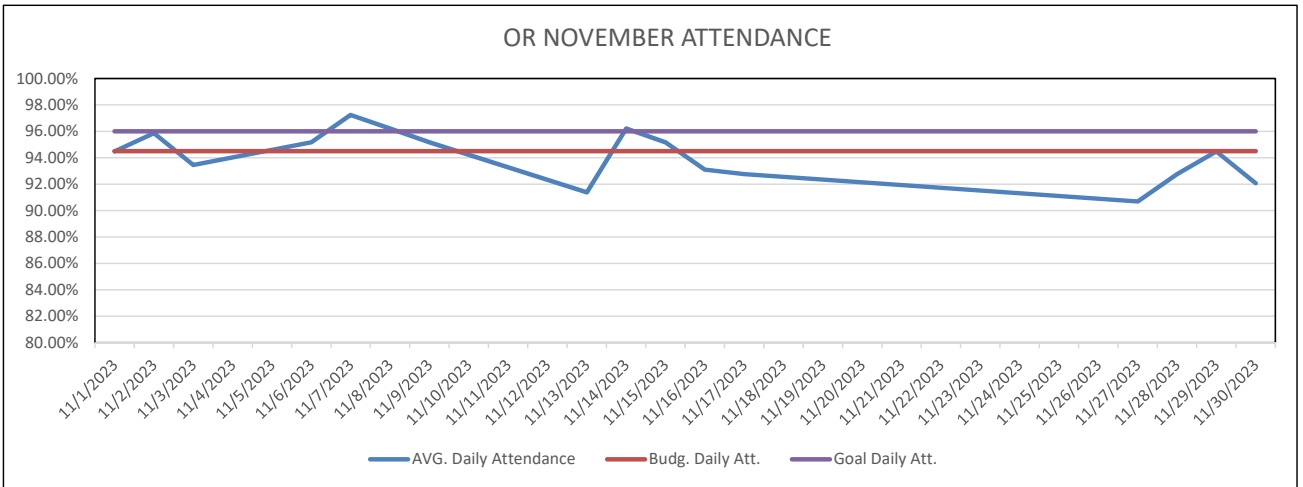
Enrichment/Support/Club Montessori/Special Education

Enrichment/Support Positions	Club Montessori Enrollment	Special Education Services	Totals
Reading Intervention Teacher	Summer Club	IEP:	48
2 Intervention TAs	Before School	RSP/SAI:	30
School Counselor	TK/K Supplement	Speech:	34
P.E. Teacher	After School	Occupational Therapy:	16
Music Teacher	Early Release Day	Mental Health:	*
Gardening TA		Orthopedic Impairment:	*
Art Teacher	Total Participation	Behavior:	11
VAPA TA	Scholarship Students	Visual Impairment:	*
PE TA		Deaf Hard of Hearing:	*
	Waitlist		2
English Language Learners: 9			

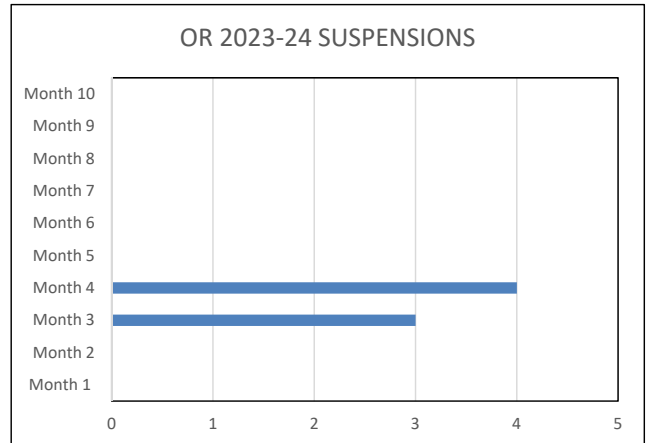
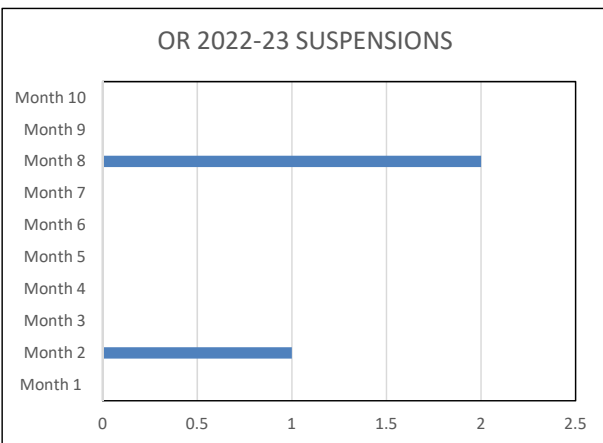
ENROLLMENT CHARTS



ATTENDANCE CHARTS



SUSPENSION CHARTS



**STUDENT
DEMOGRAPHIC
CHARTS**

