



**Campus:** Elk Grove  
**Principal:** Becky Marsolais  
**Report Month:** December  
**Date:** 12/1/23

## Elk Grove Campus Update

### CLASSROOMS

TEACHER'S NAME	CLASSROOM	GRADE LEVEL	CA CRED.	MONTESSORI CERTIFICATION	CURRENT ENROLLMENT
Gabriele Rady	Diamond	Tk/K	CTC	3-6	24
Vanessa Rodriguez	Emerald	Tk/K	CTC Intern	3-6 IP	23
Rachel Williams	Amethyst	1,2,3	CTC	6-9	25
Erin Langston	Ruby	1,2,3	CTC	6-12	22
Judith Ortiz	Sunstone	1,2,3	CTC	6-9	23
Parysa Alaei	Moonstone	1,2,3	CTC	6-9	25
Marie VerSteeg	Sapphire	Tk/K	CTC	3-6	24
Makenna Noya	Coral	Tk/K	CTC Intern	3-6 IP	24
Ashley Flores	Turquoise	1/2/3	CTC	6-9	26
Alexyss York	Tanzanite	1/2/3	CTC Intern	6-9 IP	24
Angela Hoover-Brasher	Aquamarine	1/2/3	CTC	6-9	25
Rachael Rodriguez	Peridot	1/2/3	CTC Intern	6-9 IP	26
Amanda White	Topaz	1/2/3	CTC	6-12 IP	26
Heather Lee	Quartz	4/5/6	CTC	6-12 IP	25
Esmeralda Perez	Malachite	4/5/6	CTC Intern	6-12 IP	26
Megan Gant	Citrine	4/5/6	CTC	6-12 IP	25
Karen Richardson	Jasper	4/5/6	CTC	6-12	24
Elizabeth Carlston	Jade	4/5/6	LTS	6-12	25
Caitlin Mclvor	Tourmaline	4/5/6	CTC	6-12	25
Carrie Joyner	Aventurine	7/8	CTC	6-12 & Sec 1&2	24
Tom Whitaker	Labradorite	7/8	CTC	Sec 1-IP	24
Eric Pereira	Tigers Eye	7/8	CTC Intern	Sec 1-IP	25

### ENROLLMENT/WAITLIST

			BUDGETED ENROLLMENT: 546				ACTUAL ENROLLMENT: 540			
Waitlist:	TK	K	1 <sup>st</sup>	2 <sup>nd</sup>	3 <sup>rd</sup>	4 <sup>th</sup>	5 <sup>th</sup>	6 <sup>th</sup>	7 <sup>th</sup>	8 <sup>th</sup>
2023-2024	53	31	20	3	1	1	0	6	12	3

### DISCIPLINE

<b>SUSPENSIONS: 10</b>	<b>EXPULSIONS: 0</b>
------------------------	----------------------

### English Language Learners

<b>Students: 18</b>
---------------------

### Enrichment/Support/Club Montessori/Special Education

Enrichment/Support Positions	Club Montessori Enrollment	Special Education Services	Totals
Reading Intervention TA (x2)	Programs: Summer Club	45	IEP: 80
PE Teacher	Before School	44	RSP/SAI: 67

School Counselor	TK/K Supplement	55	Speech:	50
Math Specialist	After School	114	Occupational Therapy:	12
	Early Release Day Only	26	Mental Health:	13
	Total Participation	172	Physical Therapy:	*
	Scholarship Students	49	Behavior:	28
			Visual Impairment:	*
			Deaf Hard of Hearing:	*
	Waitlist	10		

## STUDENT HEALTH AND SAFETY

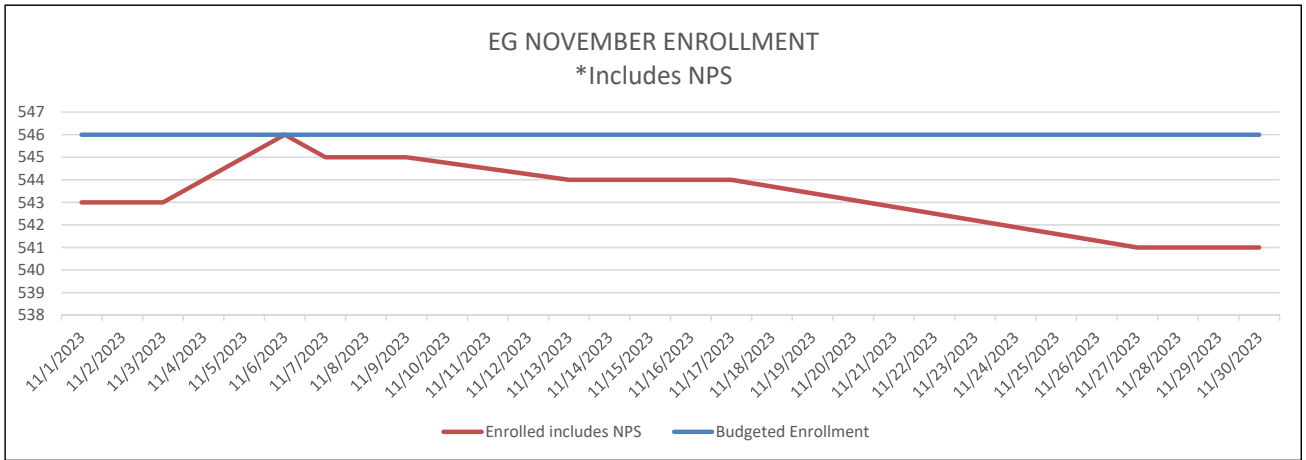
TOPIC	GRADE	DATE	AGENCY
Hearing Screening	K, 2, 5 & 8	1/29-30	K12 Health
Vision Screening	1, 3 & 6	1/29-30	K12 Health
Drug Education	7, 8	Winter	STAFF Health Curriculum
Sexual Health	7, 8	Spring	STAFF Health Curriculum

EMERGENCY DRILLS	Up to Date Y/N
Fire/Evacuation	Y
Earthquake	Y
Lockdown/Shelter in Place	Y
Club M – Fire Drill	Y
Club M – Earthquake	Y
Club M – Lockdown/Shelter in Place	Y

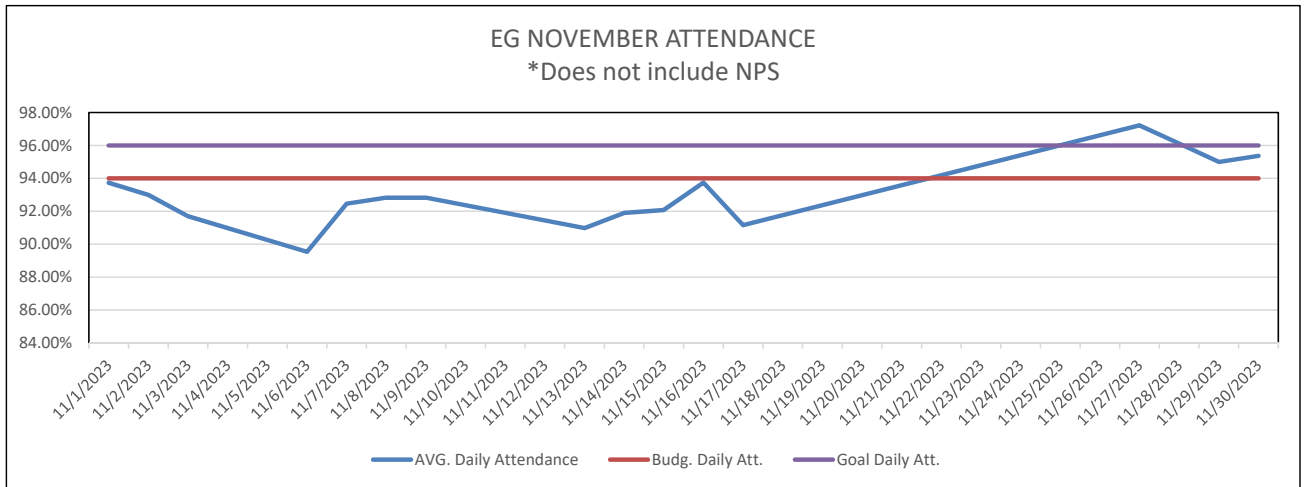
## FUNDRAISING EFFORTS

Event	Total Raised	Funds Used For:
Dinner Night Out: Handle's Ice Cream	\$166	Shade Solutions and Ongoing Campus Needs
Dinner Night Out: Jack's Urbans Eat	\$228	Shade Solutions and Ongoing Campus Needs
Dinner Night Out: Chuck E. Cheese	\$1600	Shade Solutions and Ongoing Campus Needs
Square 1 Art	\$1,208	Shade Solutions and Ongoing Campus Needs
Harvest Festival	\$13,125	Shade Solutions and Ongoing Campus Needs
Dinner Night Out: Chipotle	\$361.88	Shade Solutions and Ongoing Campus Needs
Parents Night Out: Christopher Cellars	\$299	Shade Solutions and Ongoing Campus Needs
Parents Night Out: Babysitting on Campus	Nov 17 <sup>th</sup>	Leadership Program
Dinner Night Out: West Coast Tacos	\$100	Shade Solutions and Ongoing Campus Needs
Family Dance	Dec. 1 <sup>st</sup>	Leadership Program
Breakfast Out: Flapjacks @ Applebee's	Dec. 9 <sup>th</sup>	Shade Solutions and Ongoing Campus Needs
APEX Fun Run	February 26-March 8th	Shade Solutions and Ongoing Campus Needs

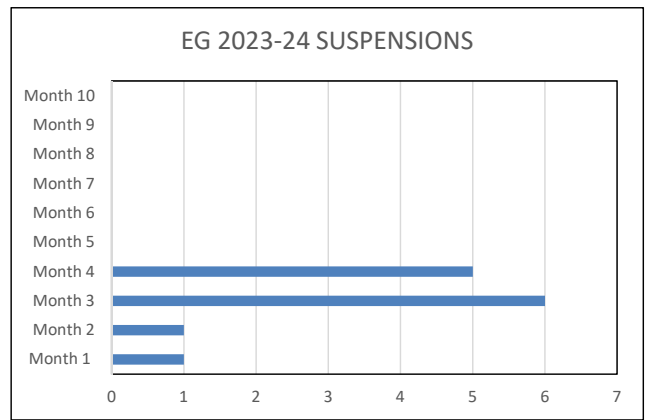
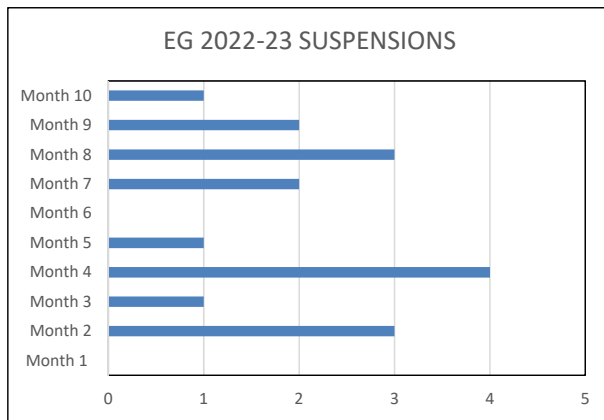
**ENROLLMENT CHARTS**



**ATTENDANCE CHARTS**



**SUSPENSION CHARTS**



**STUDENT  
DEMOGRAPHIC  
CHARTS**

