



Non-Food Classroom Celebrations



Let's celebrate! Here are some healthy and safe non-food ideas for classroom parties


One in every 13 children in the United States has a food allergy. That is approximately 2 in every classroom. Offering treats during classroom parties can be dangerous to those who suffer from food allergies. Let's shift the focus from food to fun!



Birthday Celebrations

- Have the birthday child be the assistant teacher for the day.
- Invite the birthday child to sit in the teacher's chair.
- Have the class make a special card or decorate a shirt. Ask each student to write something special about the birthday child.
- Have the birthday student's parent send in a special craft for the class.
- Have the birthday child's parent send in a special book to read to the class. Invite them to read it.
- Have the birthday child help make morning announcements.
- Announce all birthdays during morning announcements.
- Schedule a monthly birthday lunch for all students who celebrated during that month.
- Play an indoor game of the student's choice.

Halloween Parties



Have parents send in goodie bags with small party toys, stickers and tattoos.

Have a dance party.

Play Wrap the Mummy. <http://www.sugarbeecrafts.com/2013/10/toilet-paper-mummy-game.html>

Read a Halloween story and have students come up with a new ending.

Have the class play Halloween Bingo.


<http://crazylittleprojects.com/2013/10/free-printable-halloween-bingo-game.html>

Incorporate Halloween theme into lesson plans.

<http://www.enchantedlearning.com/compare/drawandcompare/scaryanimals/>

Make secret message pumpkins. <http://www.pbs.org/parents/crafts-for-kids/secret-message-pumpkins/>

Thanksgiving Parties



Ring the Pumpkin Game. <http://www.coolest-holiday-parties.com/thanksgiving-games.html>)

Thanksgiving Charades. (<http://www.coolest-holiday-parties.com/thanksgiving-games.html>)

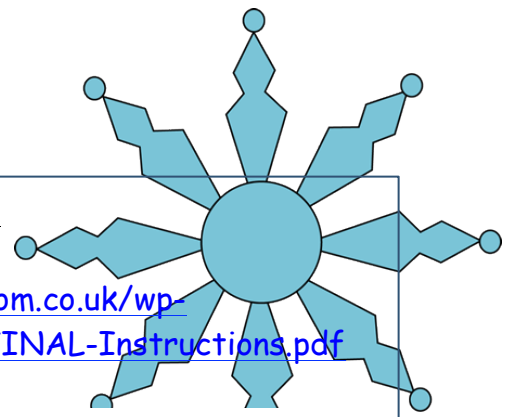
Where is Mr. Turkey? (<http://www.coolest-holiday-parties.com/thanksgiving-games.html>)

Make Mayflower Boats. <http://www.origami-instructions.com/origami-boat.html>

The Thank You Tree. Cut out a large tree trunk from brown construction paper and tape this to the wall. Have students cut out leaves, or trace their hands on construction paper and write things they are thankful for on them. Then tape these leaves and/or hands to the tree branches.

Thanksgiving Bingo. [Download Thanksgivingbingo_v1](#)

Winter Holiday Parties



Pin the red nose on Rudolph. <http://intheplayroom.co.uk/wp-content/uploads/2014/12/Pinthenoseonrudolph-FINAL-Instructions.pdf>

Penguin water bottle craft

How cute are these penguins made out of empty water bottles! This is a relatively mess-free activity and can be modified depending on the age of the kids in the class. For younger grades it's a good idea to pre-cut the wings, beak, feet, and rectangular strip that goes around the cap.

<http://www.homeroommom.com/post/307-penguin-water-bottle-activity>


Holiday snow Globes <http://www.pbs.org/parents/crafts-for-kids/homemade-snow-globes/>

Mitten Letter Scramble <http://www.pbs.org/parents/crafts-for-kids/homemade-snow-globes/>

Melting Snowman Word Game.

<http://www.culdesaccool.com/2012/11/29/12-coolest-holiday-school-party-games/>

Winter Pictionary <http://www.culdesaccool.com/2012/11/29/12-coolest-holiday-school-party-games/>



Valentine Parties

A perfect match

Cut out heart shapes from construction paper and write a famous word pair on each heart (such as "pen/paper" or "salt / pepper"), then cut apart the hearts into two pieces with one word on each piece. Mix up all the pieces, and then hand each child one piece. Then the children have to find their match.

Val-ables

Spell out some Valentine words or phrases on blank paper and cut them apart at the syllables or words. Mix them all up, and then give one syllable to each child, facedown, until all the syllables have been passed out. No peeking. Then have them find the rest of their mates to form their Valentine word or phrase. Here are some good phrases to use: con-ver-sation hearts • va-len-tine's day • doz-en ros-es • bow and ar-rows • A-phro-dit-e • hugs and kiss-es.

Heart Healthy Exercise Game. <http://www.makeandtakes.com/heart-healthy-exercise-game>

Teacher Heart Attack - give your child's teacher a "heart attack" by having all the kids write down what they love about their teacher on a heart. Then take each heart and tape them up on her door or onto a giant poster sized heart. He or she will LOVE it. Craft idea by Skip to My Lou.

Make Valentine Pom Pom Flowers.

<http://www.makeandtakes.com/valentine-pom-pom-flowers>

Valentine Mad Libs. <http://www.culdesaccool.com/wp-content/uploads/2013/01/Valentine-Madlip1.jpg>

Chinese New Year

Dragon Masks. <http://www.activityvillage.co.uk/chinese-dragon-mask-craft>

Dragon Bookmark. <http://www.activityvillage.co.uk/dragon-bookmark-craft>

Write a book. <http://www.enchantedlearning.com/crafts/chinesenewyear/>

Make Chinese Shadow Puppets and Put on a show.

<http://www.enchantedlearning.com/crafts/chinesenewyear/>

