SITE PLAN - BEFORE

The building, with nearly a century of stories within its walls, is surrounded by one or two-story residential housing. This low-rise context and the limited availability of land posed a challenge for its expansion.

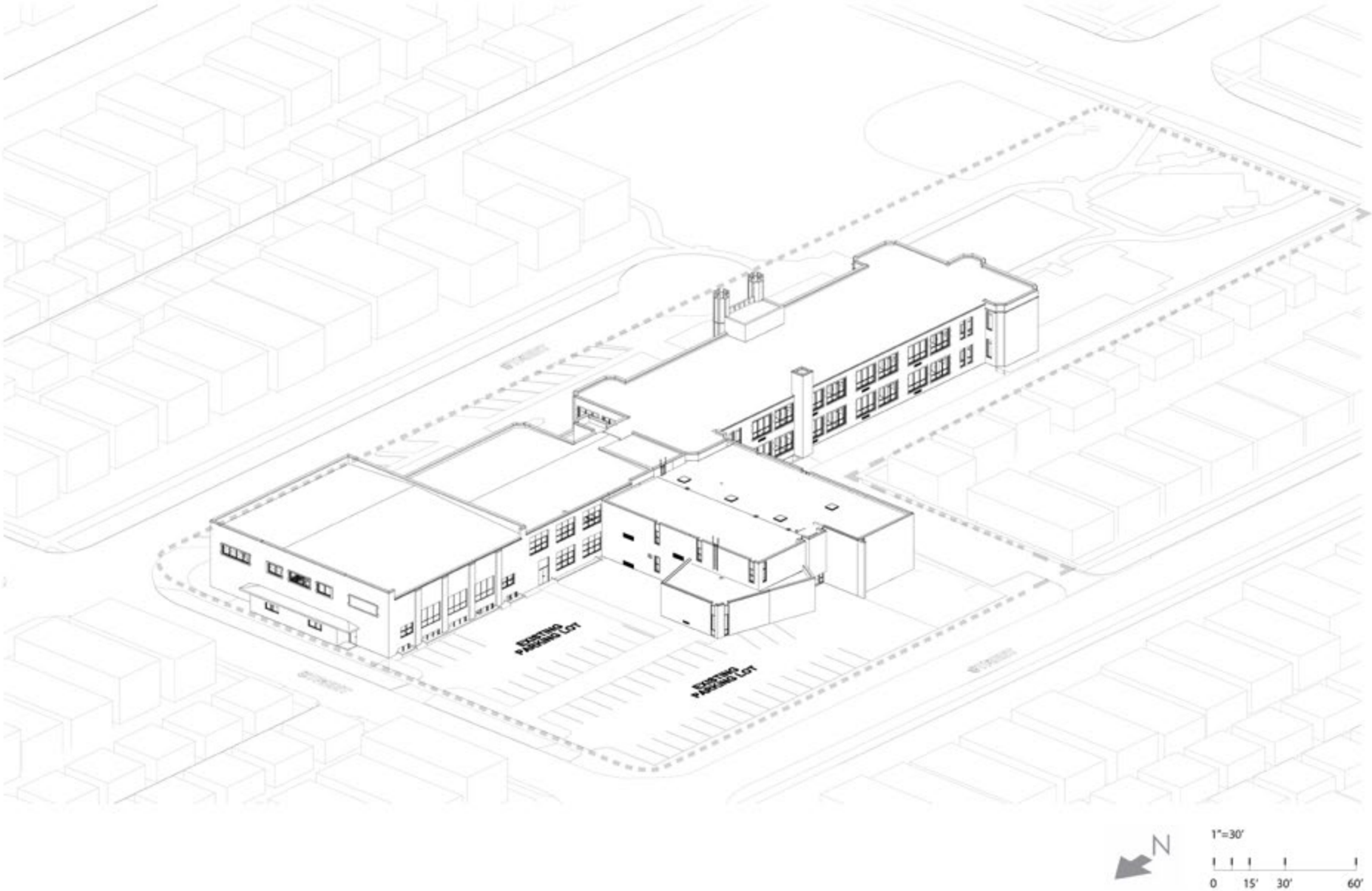

SITE PLAN - AFTER

The well-planned addition maximizes site space and maintains harmony with the surrounding buildings. This approach achieves a balance between function and architectural unity, further enhanced by the new entrance, playground, and drop-off area for PreK and Kindergarten students.



FLOOR PLANS - BEFORE

The existing facility suffered from a scattered layout, with classrooms for each grade dispersed throughout the school, making it difficult for educators to collaborate.

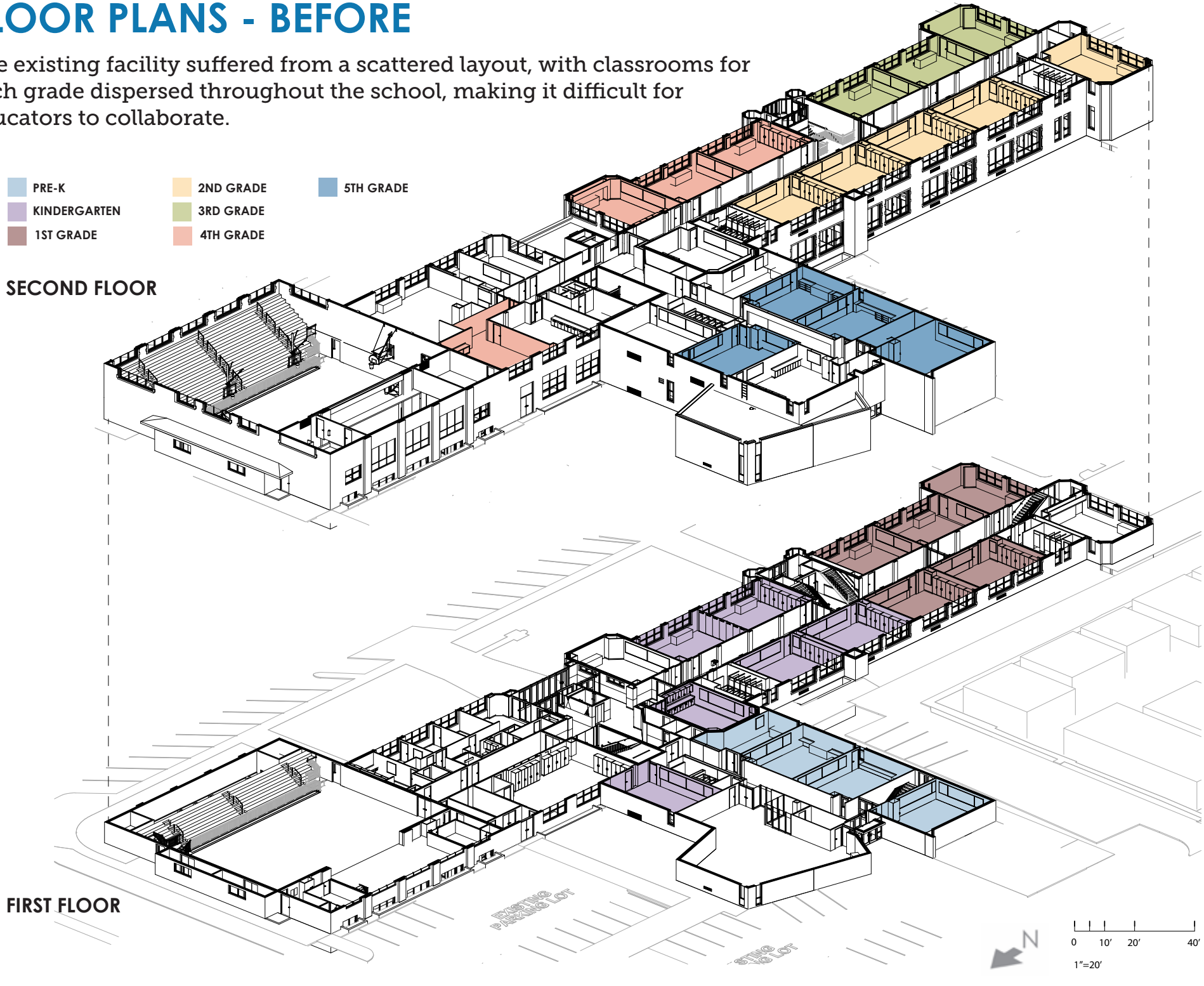

FLOOR PLANS - AFTER

The addition allowed the school to group each grade-level cohort together in alignment with District goals.

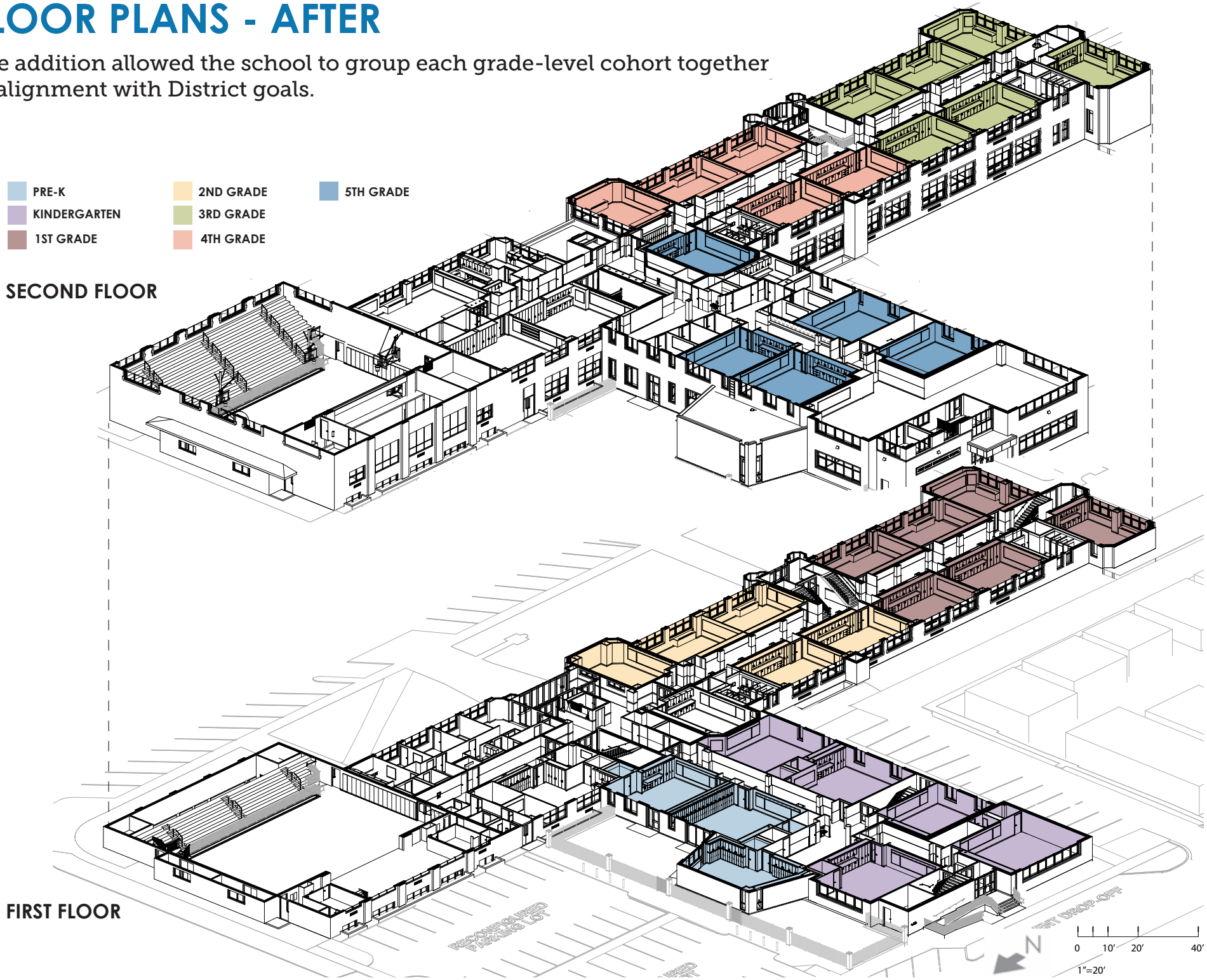

ENLARGED PLANS

Almost every space in the building was renovated to address life safety concerns, equip it with modern technology, and create vibrant, functional, and modern learning environments tailored to Pre-K to 5th-grade students.

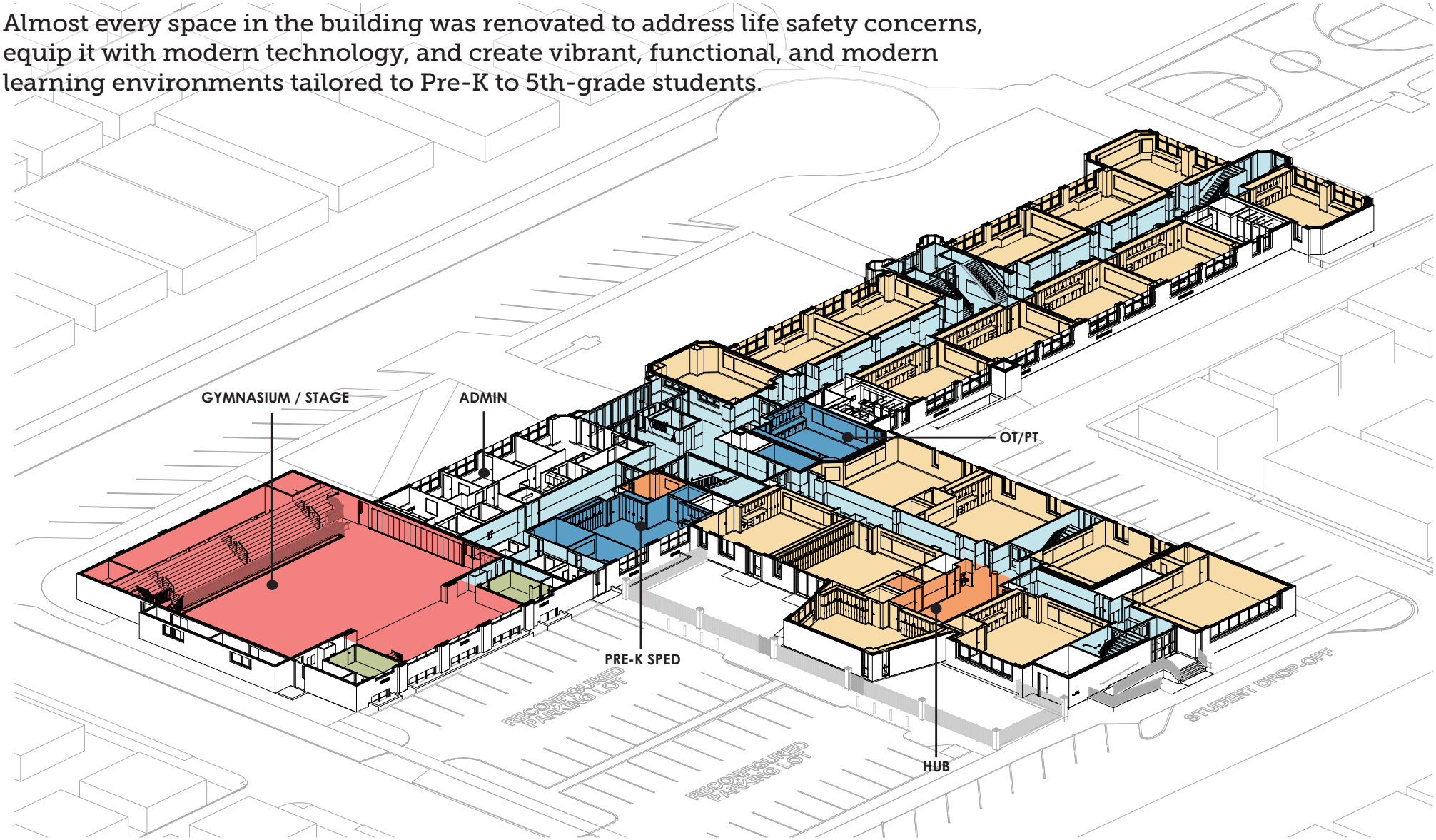

- BREAKOUT/HUB
- CIRCULATION
- CLASSROOMS
- COMMON SPACES
- SPECIAL EDUCATION
- STAFF COLLABORATION/ LOUNGE

N

1"=20'

0 10' 20' 40'

FIRST FLOOR FLOOR PLAN - AFTER

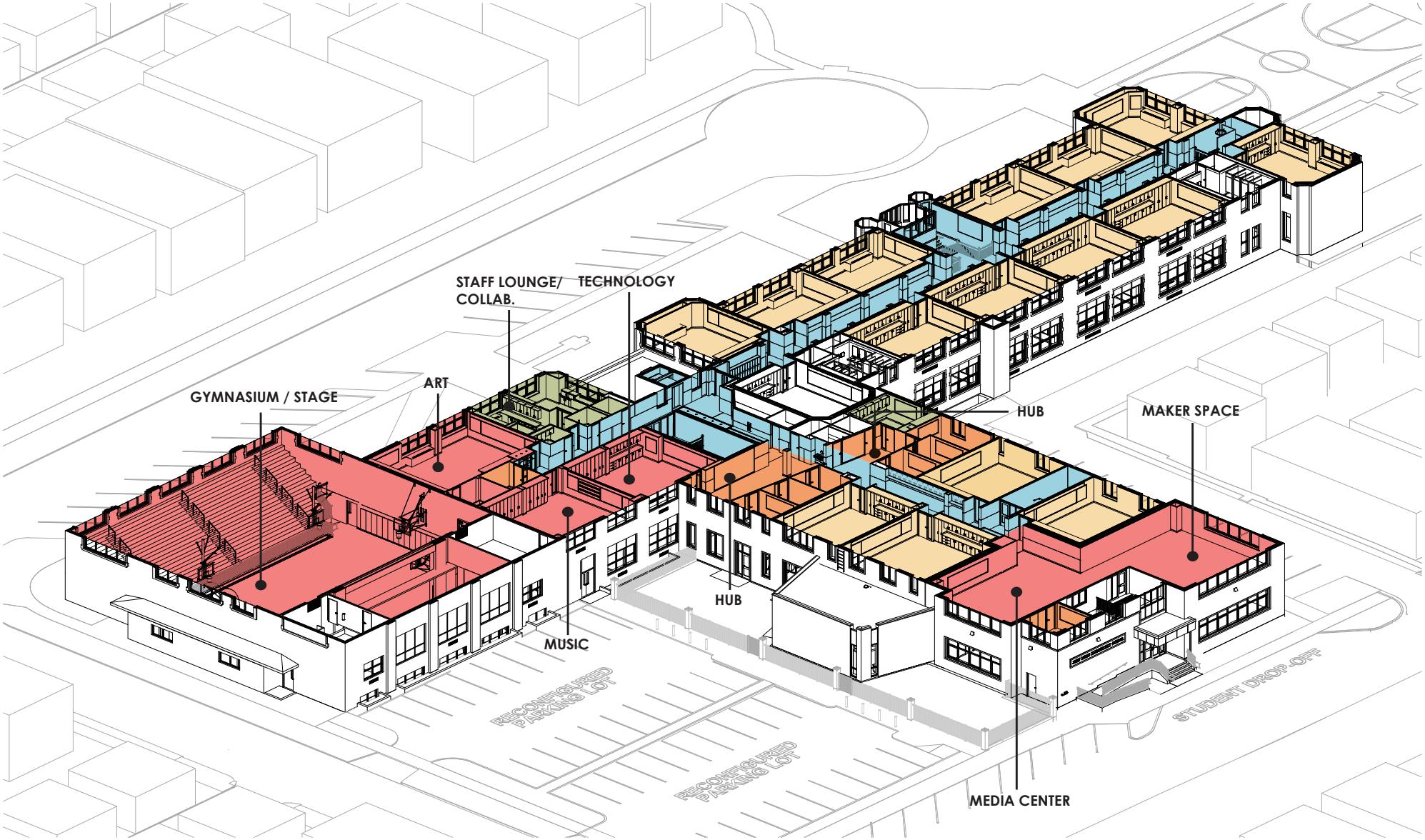

BREAKOUT/HUB
CIRCULATION
CLASSROOMS
COMMON SPACES
SPECIAL EDUCATION
STAFF COLLABORATION/ LOUNGE

N

1"=20'

0 10' 20' 40'

SECOND FLOOR PLAN - AFTER

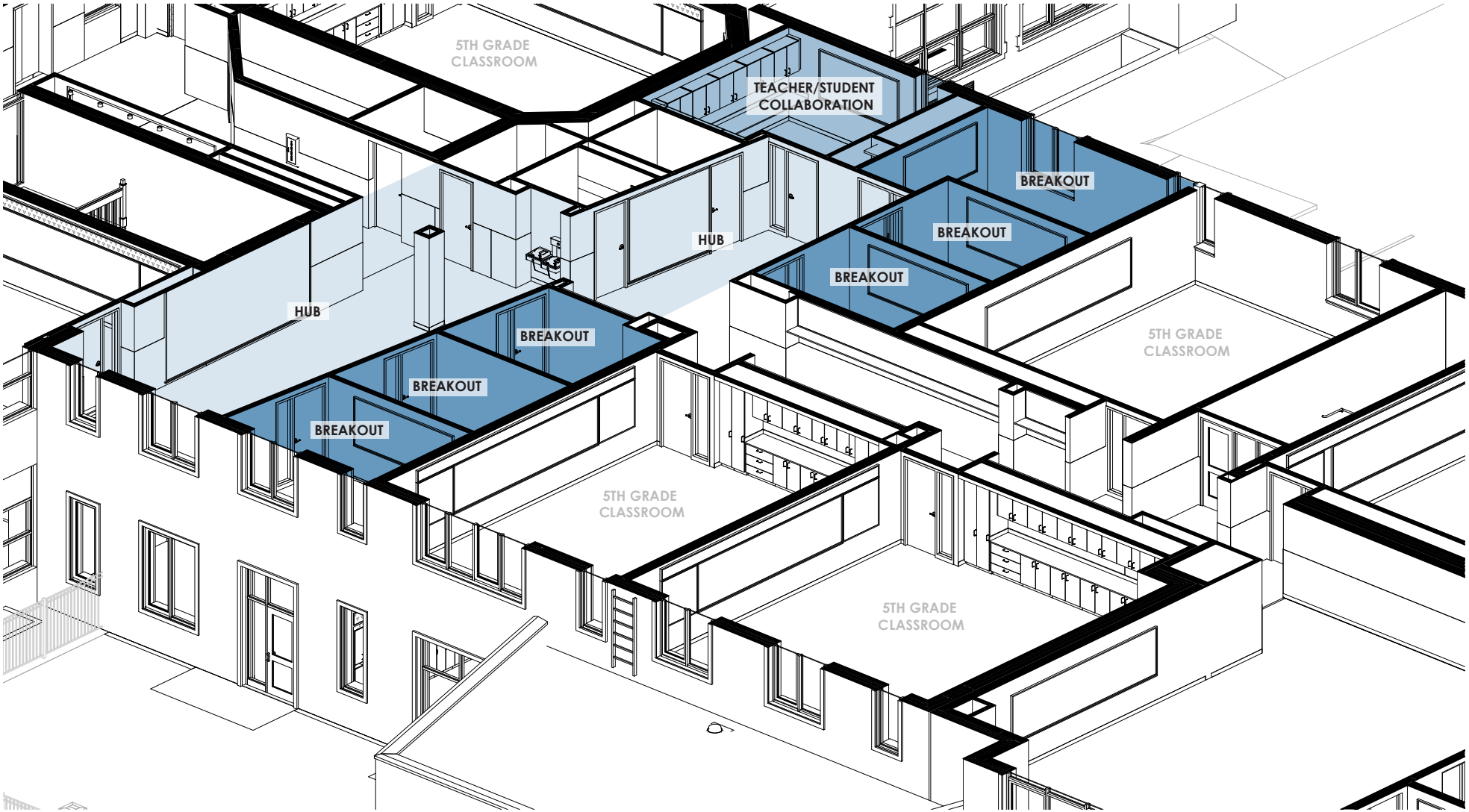

Hub Network

N

3/16"=1'-0"

0 2' 4' 8' 10'

Before the renovations, collaboration happened inside the classroom on an as-needed basis.
Now, there are open learning hubs and breakout rooms, fostering collaboration and teamwork in small groups.
Nooks in the hallways invite students to study independently.
These changes not only enhance the quality of learning but also promote a sense of community throughout the building.

Exterior Photographs

Meticulous attention was given to seamlessly blend the new addition with the century-old building. The careful selection of brick colors, windows, and cast stone details integrate the addition with the original structure, creating a visually-pleasing, contemporary aesthetic.



Existing Main Entrance around the block from the addition



The youngest learners are on the ground floor in a wing designed for Pre-K and Kindergarten, complete with a separate entrance and access to a new early childhood playground.

Interior Photographs

Designed to spark imaginations and foster a connection to the world around them, early learners are provided a unique Hub. This Hub facilitates both structured and unstructured physical activities, nurturing the development of their motor skills and offering a holistic approach to their growth and development.





APPROPRIATE ENVIRONMENT

In the Pre-K and Kindergarten wing, young learners thrive in an environment tailored to their needs. The classrooms are equipped with flexible furniture that fosters active learning, while thoughtful details such as child-height sinks and conveniently connected bathrooms not only provide convenience for educators but also prioritize student safety.



COGNITIVE DEVELOPMENT

Throughout the building, the classrooms all have up to date technology access and support creativity and collaboration.
The furniture in these classrooms is highly adaptable, allowing for easy rearrangement to suit individual study and collaborative learning. Additionally, all classrooms have cabinets with generous storage space and write-on surfaces, enhancing their practicality and functionality.



VISUAL PERCEPTION

Flexible space is offered both inside and outside the classrooms for breakout activities. Views from the corridor put learners and learning on display.



These areas act as versatile spaces for presentations or group work, accommodating a classroom-sized group of students and equipped with the necessary technology for a variety of activities.
Within the corridors, playful nooks beckon students for independent study.

LOGICAL THINKING



COGNITIVE DEVELOPMENT

Organic Shapes and graphics bring Nature Indoors; biomimicry (the imitation of systems or elements of nature) is also conceptually reflected in the furniture, finishes, and the architecture.



COGNITIVE DEVELOPMENT

By maximizing transparency into the corridor, natural light filters into interior spaces, simultaneously showcasing the learning process. Cases in the corridor, abundant and easily visible, provide ample opportunities for students to showcase their creations, fostering active engagement, refinement, and constructive feedback.



The building is designed with thoughtful details to enhance learning. In the art room, the flooring itself becomes a teaching tool, with colored squares representing the color spectrum. Students witness the convergence of primary colors and the birth of secondary hues, fueling their creative imagination.

CREATIVITY

PURPOSEFUL

The preservation of significant elements from the historic structure, such as the WPA murals, iron handrails, and terrazzo stairs, honors the building's rich heritage. Salvaging vintage tiles from other areas of the renovation allowed the preservation of cherished details.





COLOR AND SHAPE

Children often sort and group objects by color; it's easy to differentiate and remember.
As such, grades are identified by a color and each of these colors are used as a wayfinding device through the building.
Cues on the floors guide children to their grade, where the color dominates and makes it easy for students to orient themselves.

FINE MOTOR SKILLS

Designed for 21st Century Learning: The newly renovated school is designed to inspire young learners with a variety of furniture accommodating different learning styles. The Media Center is a prime example, while the Maker Space and other Common Areas feature ample writable surfaces, encouraging students to showcase their knowledge and skills.

