

## School Overview

Founded in 2011, Jing Mei is a Mandarin Dual Language School that follows a 90/10 two-way model. Using the Guiding Principles for Dual Language Education, the school applies best practices in dual immersion education and aligns with the District’s Common Curriculum and standards. Our goal is to promote bilingual and biliterate skills, adhering to our belief that multilingualism is a key characteristic of global competency.

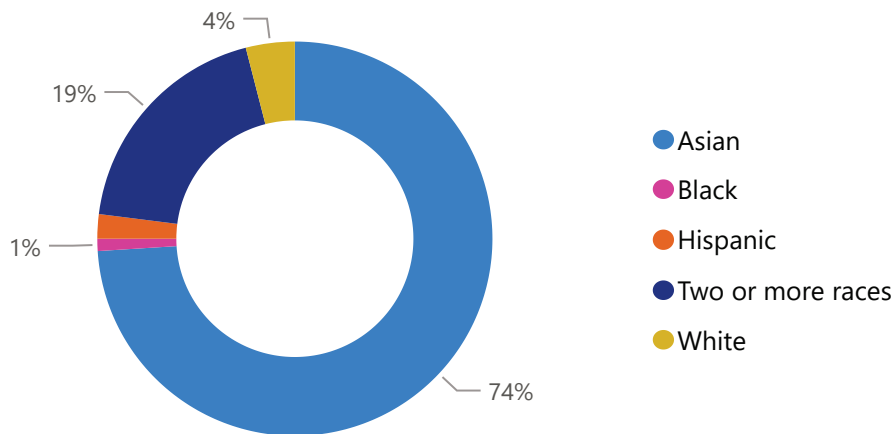
12300 Main St  
Bellevue, WA 98005

<http://www.bsd405.org/jingmei>  
425-456-4300  
Dongmei Tan

## Programs Offered

Chinese Dual Language

## Racial Diversity



## School & Student Characteristics <sup>1</sup>

Jing Mei Elementary School    District Elementary Average <sup>2</sup>

	Jing Mei Elementary School	District Elementary Average <sup>2</sup>
Enrollment (10/3/2022)	438	411
Average Attendance Rate	96%	94%
Eligible for Free/Reduced Price Meals	8%	21%
Receiving Special Education Services	4%	9%
English Language Learners	20%	25%
First Language Other Than English	55%	45%
Mobility Rate <sup>3</sup>	3%	16%

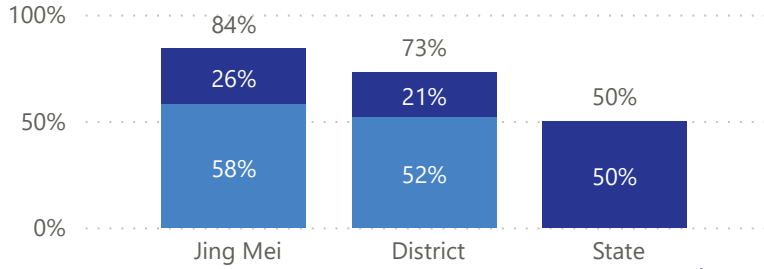
# Summary of Student Achievement

## State Assessment Results for Grades 3-5 (Spring 2023)

Percentage of Students Meeting / Exceeding Standards

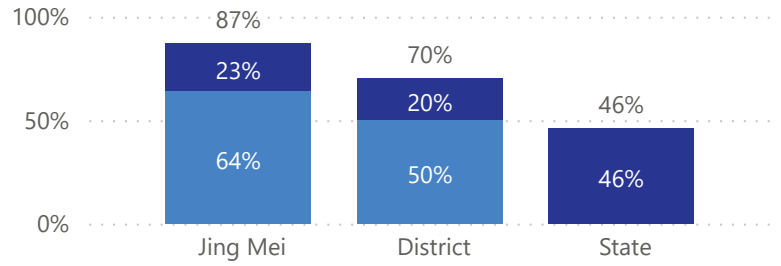
### SBA: English Language Arts

● Exceeds Standards ● Meets Standards



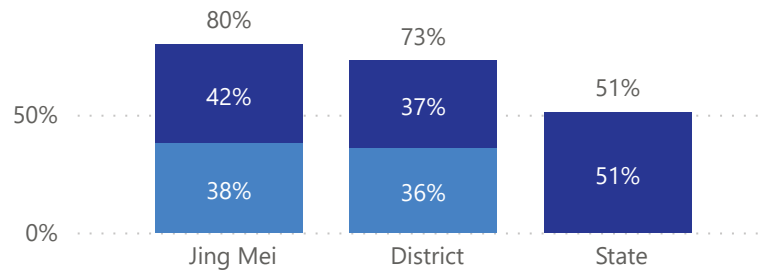
### SBA: Math

● Exceeds Standards ● Meets Standards



### WCAS: Science

● Exceeds Standards ● Meets Standards

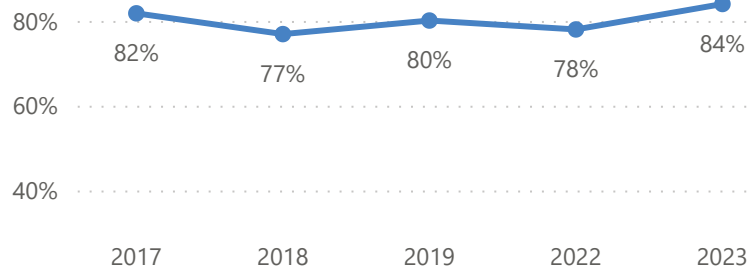


4

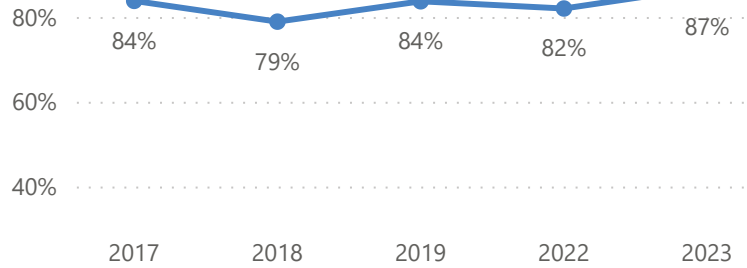
## Jing Mei State Assessment Results for Grades 3-5

Percentage of Students Meeting Standards

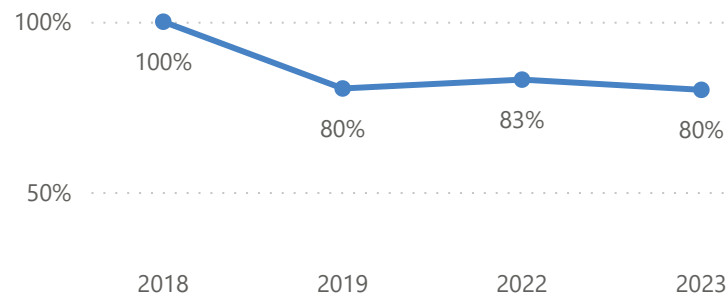
### SBA: English Language Arts



### SBA: Math



### WCAS: Science



## Glossary

### Science Assessments - WCAS

WCAS stands for Washington Comprehensive Assessment of Science, first administered in Spring 2018 to students state-wide in grades 5, 8 and 11. The WCAS is aligned to Next Generation Science Standards, which emphasize engineering and technology. The standards were adopted by the state in 2013. For more information see [www.k12.wa.us/assessment/StateTesting/default.aspx](http://www.k12.wa.us/assessment/StateTesting/default.aspx).

### Smarter Balanced

Starting in 2014-15, Washington State adopted the Smarter Balanced exams to assess student learning in English language arts and math in grades 3-8 and 10-11. These computer-based exams are aligned to the state's Common Core learning standards. For more information see [www.k12.wa.us/assessment/StateTesting/default.aspx](http://www.k12.wa.us/assessment/StateTesting/default.aspx).

### Special Education Services Neighborhood schools provide a continuum of special education services.

#### We provide specialty centers as well:

- \* **Cascade** program for students who benefit from behavioral supports due to emotional stressors.
- \* **Evergreen** program to serve young adults (ages 18-21) with disabilities.
- \* **Olympic** program to support students on the autism spectrum.
- \* **Pacific** program for students with significant developmental and intellectual disabilities.
- \* **PALS** (Preschool Age Learning) preschool to provide early intervention services for children with special needs (ages 3-5), together with typically developing peers.

## End Notes

### 1 School and Student Characteristics

Data are from October 3, 2022 unless otherwise specified.

### 2 District Average

The district averages displayed here are the averages for district elementary schools.

### 3 Mobility Rate

The percent of students who entered or withdrew from the school between October 1 and June 15, based on October 1 enrollment.

### 4 State Assessment Results

State pass rate percentages combine "Meets Standard" and "Exceeds Standard."