

# Welcome to Literacy Night



# Hello!

**Erin Ellis, Ed.D**

*Curriculum Coordinator &  
Instructional Coach*

[eellis@hellgate.k12.mt.us](mailto:eellis@hellgate.k12.mt.us)



# The Benefits of Reading

- ◆ Reading builds vocabulary.
- ◆ It improves comprehension.
- ◆ It provides positive modeling.
- ◆ It improves listening skills.
- ◆ It stretches their attention span.
- ◆ Introduces new information.
- ◆ It stretches their imagination.
- ◆ It exposes them to different genres.
- ◆ It expands their interests.
- ◆ It's a portal into their interests.
- ◆ It's a wonderful bonding time.



# Grownups Can...

## Read with your child.

Read books for pleasure. These are high interest books, usually chosen by the child. Novels are good too.

## Listen to your child read.

Let them read to you. This can include homework.

## Engage in conversations with your child (often.)

At dinner, at the store, in the car

## Create a Space

Create a space that makes reading enjoyable and desirable.

## Story Telling

Have your child tell you a story. It can be real or made up. You can start the story and they finish it.




# Where to Begin

- ◆ Concepts of Print
  - ✦ How to hold a book
  - ✦ Reading left to right
  - ✦ Words have meaning and are spoken on each page
- ◆ Develop language and listening skills
  - ✦ Retelling stories
  - ✦ Asking and answering questions (why and how)
  - ✦ Explain unfamiliar words



- ◆ Letter knowledge
  - ✧ Introduce letters in both upper and lowercase
  - ✧ Practice linking sounds to letters
- ◆ Phonological (hear) Awareness
  - ✧ Practice blending sounds to make words (e.g. fl, st, sm)
  - ✧ Identify consonants digraphs (e.g. sh, th, ch)
  - ✧ Provide memorable pictures with letters (visual or not)

Sample memorable picture and letter of the alphabet



The image shows a cartoon pig standing next to a pizza. The letters 'Pp' are written in a large, stylized font, with the pig's body partially overlapping the letters. The pig is white with a pink snout and ears. The pizza is on a tray and has several slices with toppings.

"The letter P is for Pig, who is very pleasant when asking for pizza. Pig says, 'P-p-please, may I have some pizza?'"

# What's next?

- ◆ Sound out words (decodable words)
- ◆ Practice reading sight words (the, said, friend)
- ◆ Read connected text (sentences)
- ◆ Read for fluency
  - ◇ Fluency is defined as the ability to read with speed, accuracy, and proper expression.





**Playing games helps children become better readers and thinkers!**



# Reading Strategies

Take reading to the next level.



# Ask Questions

## Example questions for informational books

*that explain facts about the world, such as books about animals*

- Why do birds fly south for winter?



- What would happen if you planted a tree in the desert?

- Why is it important to recycle?










## Example questions for narrative books

*that are about a series of events, whether fictional or nonfictional, such as stories*



- Why did the character do what he did?
- What else could she have done?
- If you were in that story, what would you have done?

# Ways to Practice Reading

<p><b>Take turns reading continuous passages of a book.</b></p>	<p><b>Read the same passage of a book aloud at the same time.</b></p>	<p><b>Read a passage of a book aloud and then have the child read the same passage aloud.</b></p>
<p><i>Passage A</i> Adult</p>  <p>_____</p> <p>_____</p> <p>_____</p> <p><i>Passage B</i> Child</p>  <p>_____</p> <p>_____</p> <p>_____</p> <p><i>Passage C</i> Adult</p>  <p>_____</p> <p>_____</p> <p>_____</p>	<p><i>Passage A</i></p> <p>Adult</p>  <p>_____</p> <p>_____</p> <p>_____</p> <p>_____</p> <p>Child</p>  <p>_____</p> <p>_____</p> <p>_____</p> <p>_____</p>	<p><i>Passage A</i></p> <p>Adult</p>  <p>_____</p> <p>_____</p> <p>_____</p> <p>Child</p>  <p>_____</p> <p>_____</p> <p>_____</p>

Reciprocal Reading

Child and adult alternate reading words, sentences, or passages

Parallel Reading

Child and adult read words, sentences, or passages in unison

Echo Reading

Child reads the same word, sentence, passage after the adult reads

# Practice Reading

## Say the Sounds

Let's practice some sounds.  
My turn to say a sound \_\_\_\_\_.

Your turn to say the sound  
\_\_\_\_\_. Yes \_\_\_\_\_.

## Slow & Fast

Let's say a word slowly and  
then let's say it fast.  
My turn \_\_\_\_\_.  
I can say it fast \_\_\_\_\_.

Your turn. Say \_\_\_\_\_ slowly.  
Say it fast. Yes \_\_\_\_\_.

## Rhyming

Let's make a rhyme.  
The pig wore a (wig).  
The cat sat on the (hat).

# Practice Reading

## Phoneme Segmentation

How many sounds are in the word fun?  
Yes \_\_\_\_\_. Let's write it.

### EXAMPLES:

cat

• • •  
/k/ /a/ /t/

she - /sh/ /ee/  
hope - /h/ /ō/ /p/  
blue - /b/ /l/ /oo/  
clock - /k/ /l/ /o/ /k/  
swing - /s/ /w/ /ee/ /ng/

## Phoneme Isolation

What is the first sound in cat?  
Yes \_\_\_\_\_.

## Phoneme Identity

What sound is the same in make, mile,  
mop? Yes \_\_\_\_\_.

# Corrections

When a child makes a mistake while reading

- ◆ Swallow the word NO!
- ◆ Model the correct response.
- ◆ Child starts over at the beginning of the sentence.
- ◆ Praise child
  - ◇ Great reading!
  - ◇ That was a tricky word, but you got it!
  - ◇ Smooth reading!



# Homework Help



# Why Homework?

Homework can

- ◆ help students establish habits
- ◆ encourages organization and responsibility
- ◆ help students practice skills
- ◆ be a positive experience for both child and parent





# Homework Tips

- ◆ Encourage pointer finger tracking
- ◆ Be patient
- ◆ Take breaks
- ◆ Provide incentives
  - ◇ “**When** (not if) we finish reading this page, then we can watch our show.”



# Homework Help!

- ◆ Frustration = stop and try again later
- ◆ Watch your time
  - ✧ ~10 minutes per grade level
    - Kindergarten = 5 minutes
    - 1st grade = 10 minutes
    - 7th grade = 70 minutes

*Reading should not be presented to children as a chore or duty. It should be offered as a precious gift.*

*-Kate Dicamillo*



# It takes as little as 3 times a week!

Children who are read to at least three times a week by a family member are almost twice as likely to score in the top 25% in reading compared to children who are read to less than 3 times a week.



# References

What Works Clearinghouse  
National Center for Improving Literacy  
The Literacy Project, 2019

