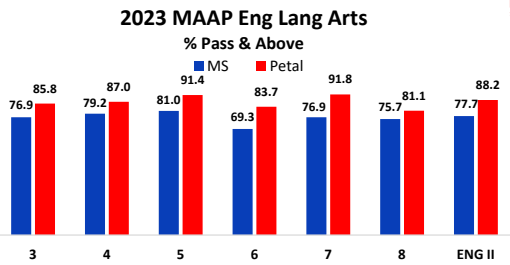


PETAL SCHOOL DISTRICT

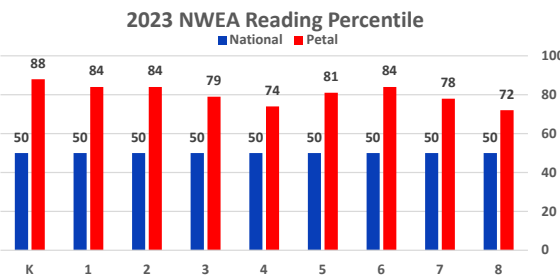
2022-2023 Accountability Dashboard

INDICATOR I: STUDENT LEARNING

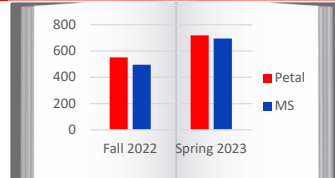
#6 District on the State ELA Assessments



NWEA NATIONAL ASSESSMENTS



KINDERGARTEN READINESS ASSESSMENT

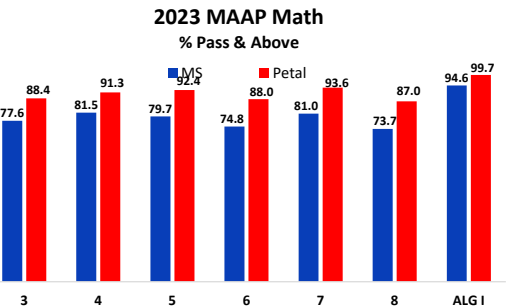


DISTRICT DEMOGRAPHICS

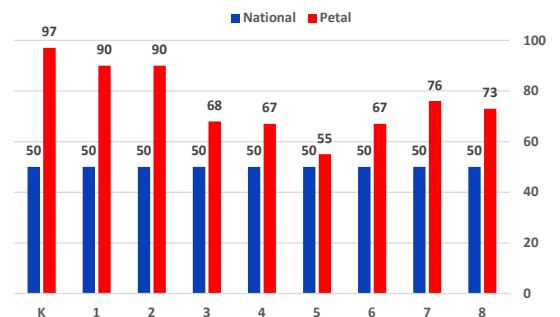
Grade	Number of Students	Percent
PPS (PK-2)	1107	25.4%
PES (3-4)	628	14.4%
PUES (5-6)	623	14.3%
PMS (7-8)	725	16.7%
PHS (9-12)	1269	29.2%
SPED (PK-12)	876	20.1%
Gifted (K-6)	557	23.6%
ELL (K-12)*	190	4.4%
Total Population	4352	

*11 Languages other than English are represented

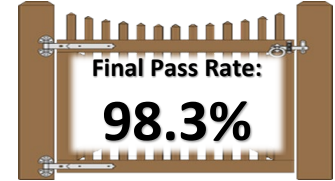
#6 District on the State Math Assessments



2023 NWEA Math Percentile



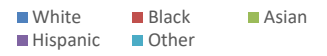
LITERACY BASED PROMOTION - THIRD GRADE



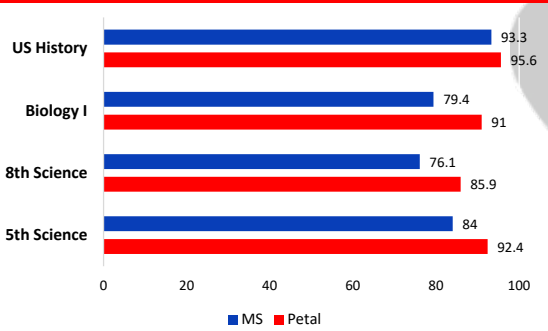
Average Daily Attendance

MO	ADA
Aug/Sep	94.2%
Oct	92.8%
Nov	91.8%
Dec	92.9%
Jan	94.3%
Feb	93.5%
Mar	94.9%
Apr	93.4%
May	91.2%
Avg.	93.2%

DISTRICT DEMOGRAPHICS



% PASS & ABOVE ON OTHER STATE ASSESSMENTS



MASTERY PREP PRACTICE ACT

	9th Grade Mastery Prep				
	English	Math	Reading	Science	Composite
Fall 2022	14.3	17.2	17.4	17	16.6
Spring 2023	14.9	18	18	17.1	17.2
	10th Grade Mastery Prep				
	English	Math	Reading	Science	Composite
Fall 2022	15.7	17.8	18.5	17.8	17.6
Spring 2023	16.4	18.4	18.4	17.5	17.8
	11th Grade Fall District/Spring State ACT				
	English	Math	Reading	Science	Composite
Fall 2022	18.3	19.5	19.6	19.3	19.3
Spring 2023	19.2	20	20.3	19.4	19.9

PSAT

Grade	Total	ERW	Math
8th Grade PSAT (120 Students)	983	498	486
9th Grade PSAT (63 Students)	1055	539	516
10th Grade PSAT (13 students)	1187	611	576
11th Grade PSAT (25 Students)	1224	630	594

Promotion/Retention Rate

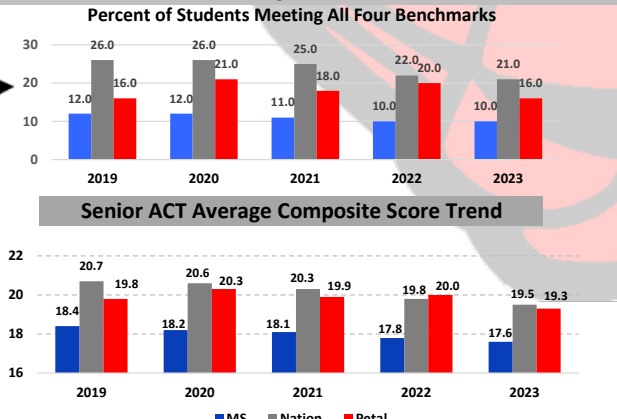
Grade	Class Size	% Pro	# Ret	% Ret
K	344	91.3%	30	8.7%
1	362	94.8%	19	5.2%
2	317	95.9%	13	4.1%
3	297	97.3%	8	2.7%
4	322	99.1%	3	0.9%
5	315	100.0%	0	0.0%
6	302	99.7%	1	0.3%
7	343	98.0%	7	2.0%
8	375	94.4%	21	5.6%
PSD	2977	96.6%	102	3.4%

INDICATOR II: COLLEGE AND CAREER READINESS

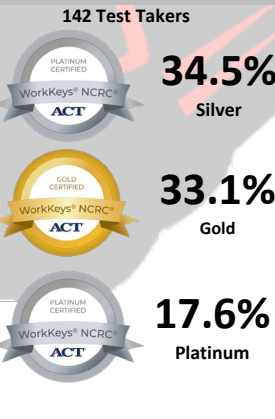
GRADUATION AND SCHOLARSHIPS



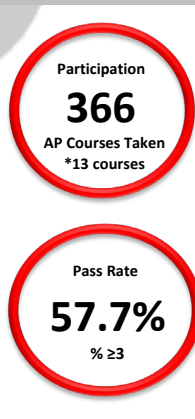
ACT College Readiness



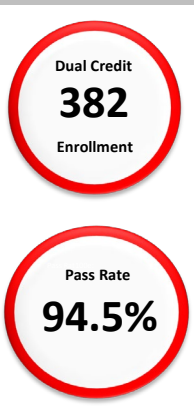
ACT WorkKeys



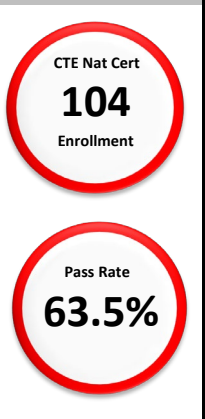
Advanced Placement



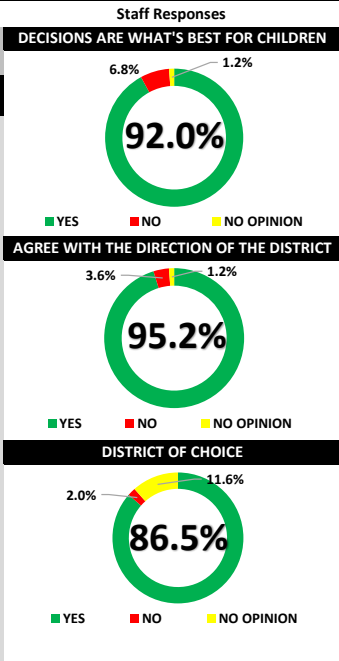
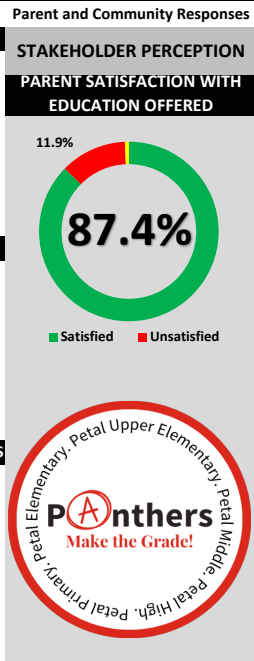
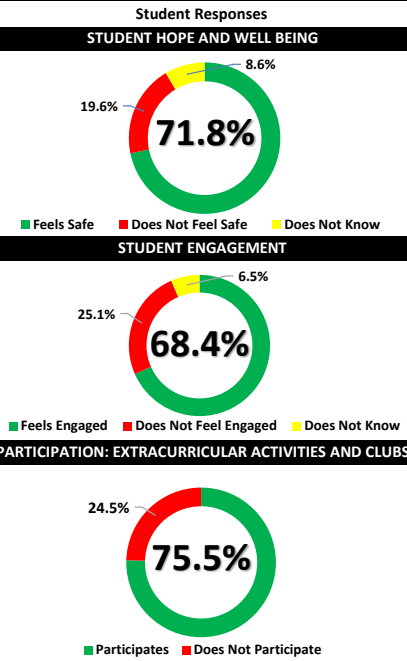
Dual Credit



CTE National Certification

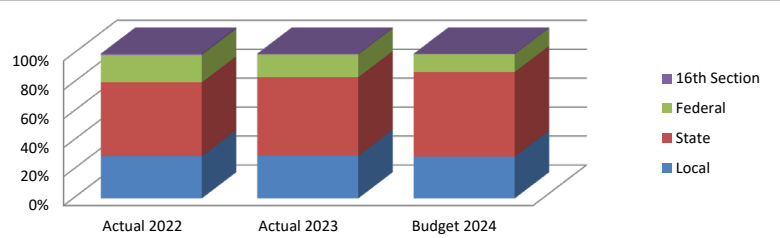


INDICATOR III: HOPE AND WELL-BEING

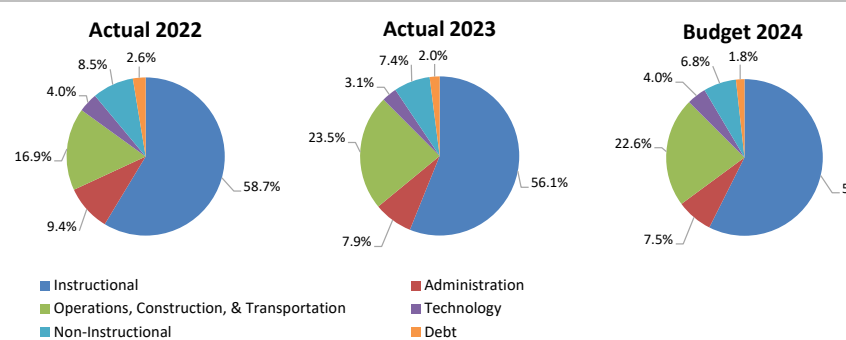


INDICATOR IV: FINANCIALS

FUNDING SOURCES



PER PUPIL EXPENDITURES



INDICATOR V: TEACHER QUALITY



Petal School District Certified Staff			
Certification	Degree	Number	Percentage
A	Bachelor	158	40.4%
AA	Masters	199	50.9%
AAA	Specialist	29	7.4%
AAAA	Doctorate	5	1.3%

