

# LCAP Advisory Committee

October 25, 2023





# Vision/Mission/Core Values

## **Vision**

Excellence for ALL

## **Mission**

PVSD prepares 21st century learners who are responsible members of our global society.

## **Core Values**

Student Centered, Equity, Teamwork,  
Integrity, Embracing and Celebrating Diversity



# VISION 2024


EXCELLENCE FOR ALL

## Strategic Plan Goals

- #1 High Student Achievement
- #2 Healthy, Safe, and Connected
- #3 Budget Stewardship
- #4 Effective Communication


# Welcome and Introductions

- Welcome to the LCAP Advisory Committee
  - Name
  - School or entity you are representing
  - What grade your child is in (if applicable)
  - Fun fact about you



# Agenda for Today

- Welcome and Introductions
- LCAP check for understanding
- Committee Responsibilities
- Funding 101
- Academic Data
- Behavioral Data
- Next Steps




# Norms

- Presume best intentions
- Come prepared
- Participate - i.e., active listening, minimize distractions
- Focus on solutions
- Consider multiple perspectives
- Be brave to give or receive an opinion
- Value growth
- Trust the process




# Purpose of the Committee

- Meaningful engagement of parents, guardians, students, and educational partners, including those representing student groups identified as high needs.
- Education code identifies the minimum consultations requirements for districts as consulting with teachers, principals, administrators, other school personnel, local bargaining units, parents, and pupils in the development of the LCAP.



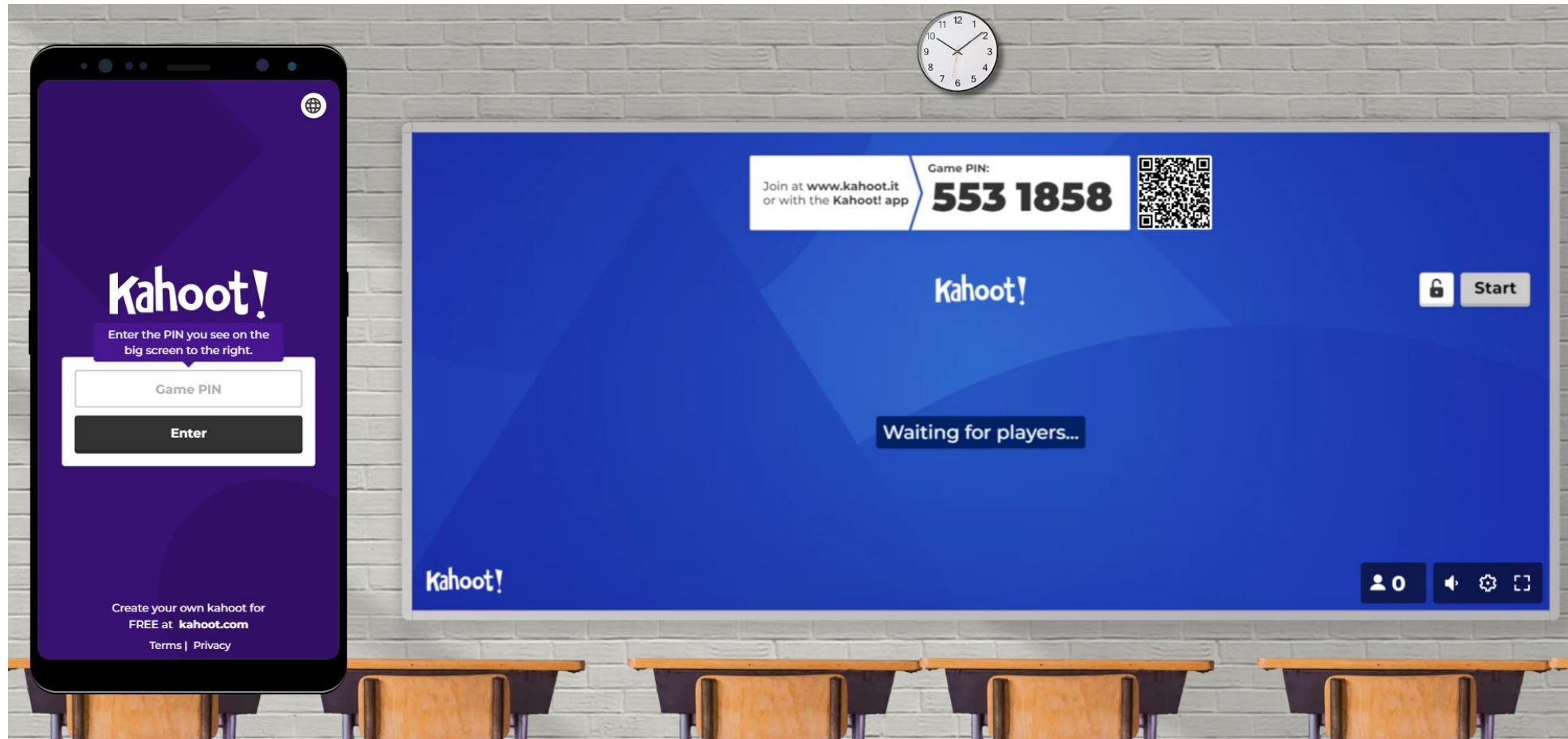
# The Committee Will

- Become knowledgeable about the PVSD Local Control Accountability Plan
- Become knowledgeable about PVSD data that inform plan development
  - School climate data, Academic data, and Dashboard data
- Provide input regarding the development, implementation and monitoring of the LCAP
- Encourage families to actively participate in their children's education
- Provide input on English Learner program requirements






# Checking for Prior Knowledge



# What is the LCAP?

The LCAP is a tool for local educational agencies to set goals, plan actions, and leverage resources to meet those goals to improve student outcomes.




# It's Also Our

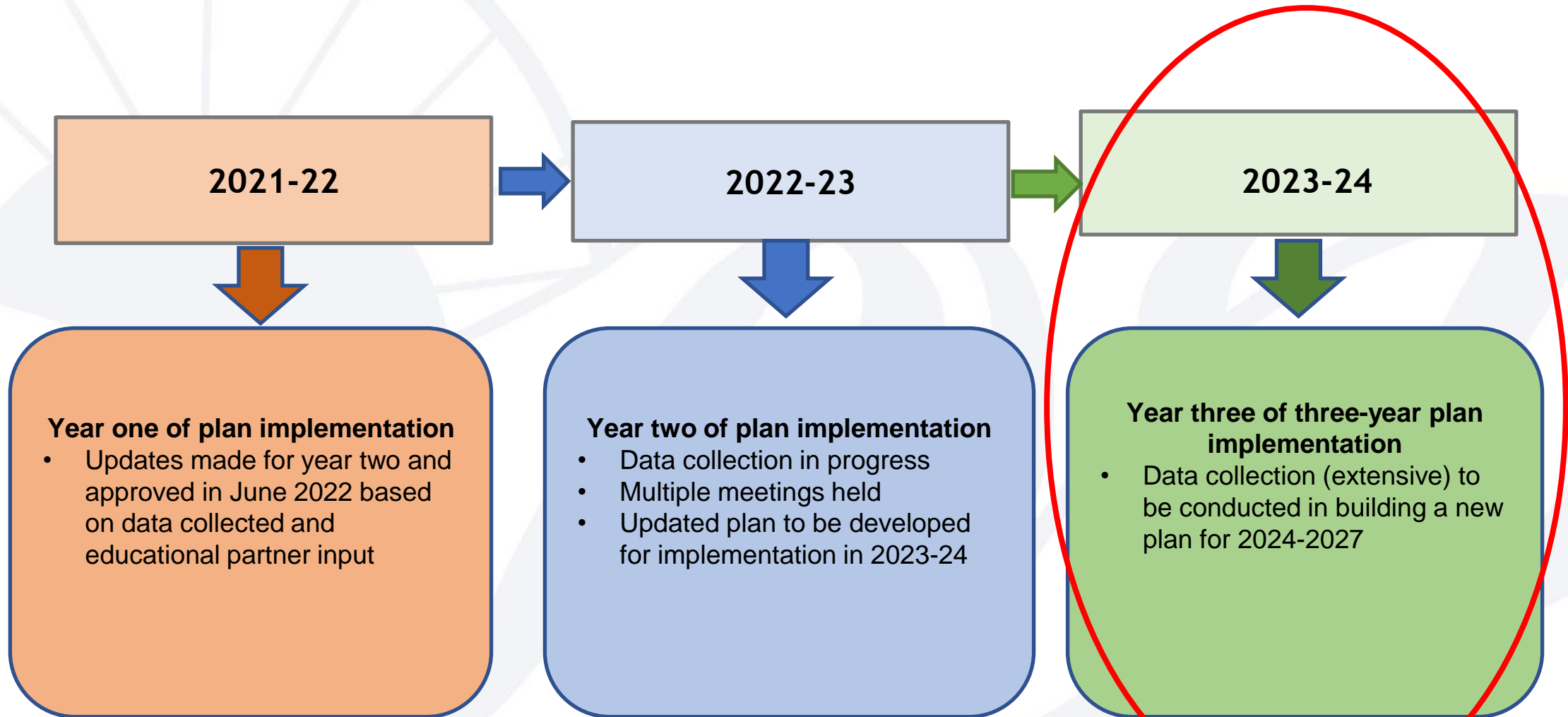


# What is the LCAP?

- Three-year plan of goals, actions, and services to meet our “why” by addressing eight state priorities.
  - Updated each year
    - Input from families, community, and educational partners
  - Evaluation of actions and services



# LCAP Timeline



# Five Goals in Our Current LCAP



**GOAL 1:**  
ACADEMIC  
ACHIEVEMENT



**GOAL 2:**  
STUDENT  
BELONGING/CO  
NNECTEDNESS



**GOAL 3:**  
COMMUNICATION  
AND COMMUNITY  
COLLABORATION



**GOAL 4:**  
PROFESSIONAL  
LEARNING



**GOAL 5:**  
FISCAL  
RESPONSIBILITY

Basic Services

Implementation  
of State  
Standards

Parent/Caregiver  
Involvement

Student  
Achievement

Student  
Engagement

School Climate

Course Access

Student  
Outcomes

# Data Based Decision Making


We must base decisions and recommendations on evidence (data)




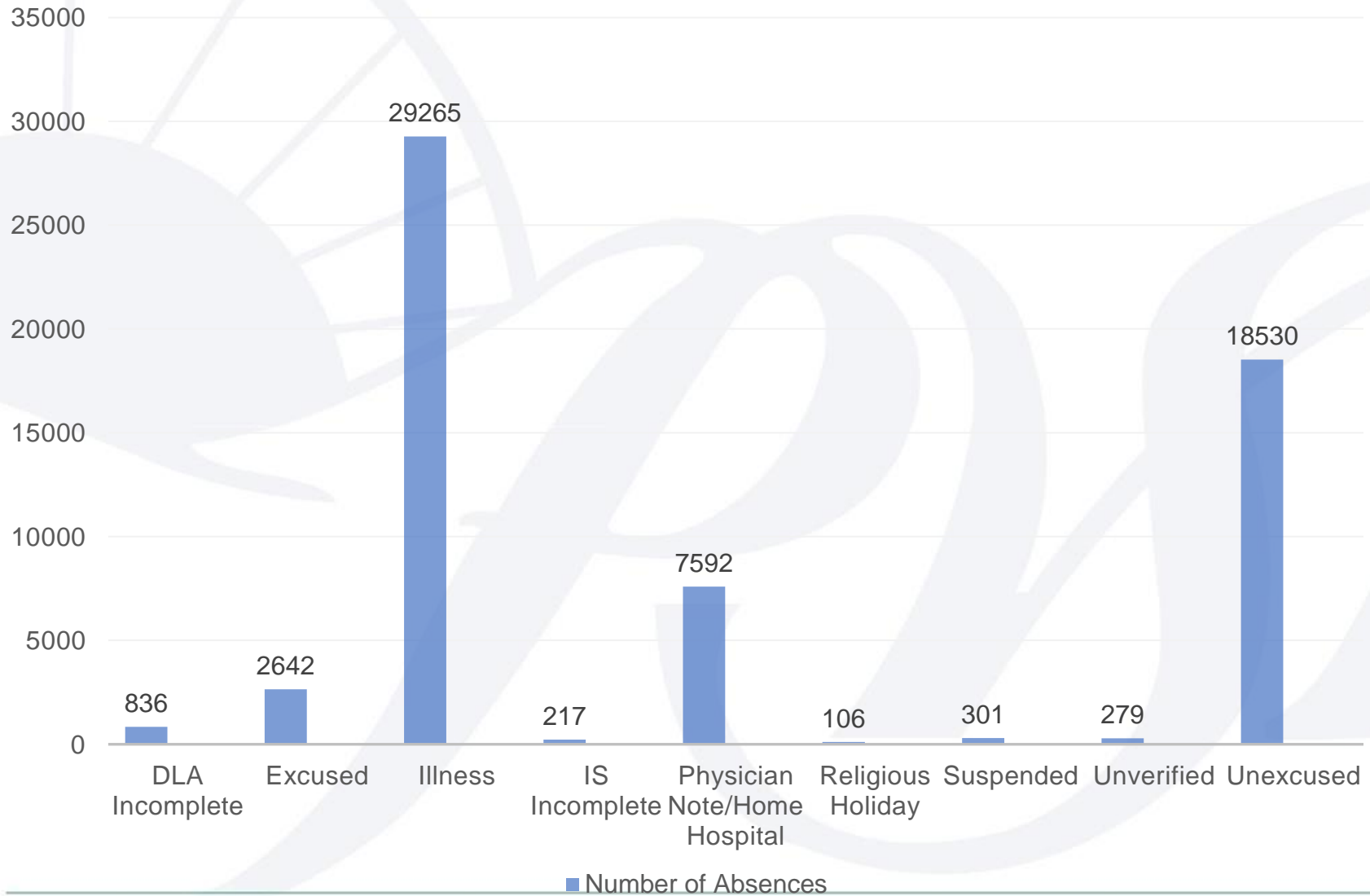


# Attendance

Name	Chronic Absenteeism Eligible Enrollment	Chronic Absenteeism Count	Chronic Absenteeism Rate
<a href="#">Pleasant Valley</a>	5,982	1,062	17.8%
<a href="#">Ventura</a>	123,682	27,469	22.2%
<a href="#">Statewide</a>	5,268,302	1,339,670	25.4%




# Absences by Reason



# ADA Compare

Month	One	Two	Three	Four	Five	Six	Seven	Eight	Nine	Ten	Eleven	Year Total
	8/22 -9/16	9/19-10/14	10/17-11/11	11/14-12/9	12/12-1/6	1/9-2/3	2/6-3/3	3/6-3/31	4/3-4/28	5/1-5/26	5/29-6/16	
<b>District wide</b>												
21/22	94.90	94.30	94.52	94.64	90.48	92.43	94.80	93.72	94.02	93.37	92.83	93.78
22/23	94.23	94.41	93.63	91.75	89.16	94.52	94.12	93.65	94.53	94.53	93.96	93.73



# Strategies to Improve Attendance 23-24



ADA COMPARISON 2021-2022 to 2022-2023

Month	One	Two	Three	Four	Five	Six	Seven	Eight	Nine	Ten	Eleven	Year Total
<b>District wide</b>												
2122	81.80	86.30	87.52	87.68	88.48	89.40	89.80	90.10	90.10	90.10	90.10	90.10
2223	84.20	84.41	83.83	83.75	83.18	84.52	84.12	83.65	84.55	84.53	83.98	83.78
<b>Camarillo Heights</b>												
2122	83.88	84.85	84.05	84.01	83.85	84.13	84.87	82.15	84.09	82.93	82.66	83.17
2223	83.88	83.71	82.52	82.43	82.20	82.62	84.69	82.82	84.84	84.41	85.27	83.85
2122 DLA	85.34	85.03	85.23	85.25	87.70	85.50	87.51	89.70	89.92	89.88	89.55	89.20
2223 DLA	86.38	86.27	81.62	84.71	82.50	85.80	85.83	84.46	84.44	85.85	87.88	85.28
<b>Don Caminos</b>												
2122	84.51	88.02	86.92	82.71	88.20	85.13	82.08	80.55	82.26	81.15	81.44	81.31
2223	82.78	81.15	80.02	80.63	85.44	84.09	84.83	84.98	83.47	83.23	83.97	82.78
<b>La Mariposa</b>												
2122	85.78	85.95	84.75	85.75	82.28	83.22	85.28	84.89	84.84	83.83	83.25	84.89
2223	84.27	85.11	84.57	82.91	88.10	85.52	84.63	84.17	84.53	85.35	85.08	84.37
<b>Las Colinas</b>												
2122	85.03	84.88	85.58	84.48	85.53	82.33	85.31	84.88	83.80	84.11	83.24	84.23
2223	84.88	82.51	83.47	81.75	89.54	84.55	83.84	83.50	83.88	84.46	82.73	83.83
<b>Las Posas</b>												
2122	83.74	82.80	83.39	82.28	85.95	80.01	83.88	83.19	82.26	81.88	83.02	82.33
2223	83.21	84.74	83.62	81.10	80.69	85.47	84.85	84.33	85.76	84.72	84.59	84.10
<b>Los Primeros</b>												
2122 Track	85.50	85.13	83.03	85.18	82.80	85.45	85.31	85.78	85.74	84.83	85.23	85.48
2223 Track	85.28	85.37	84.20	83.13	89.49	84.89	85.03	84.22	84.48	85.24	83.98	84.33
2122 TM track	87.03	86.58	86.82	87.01	83.88	85.58	86.20	86.09	85.47	85.47	84.88	86.09
2223 TM track	85.88	85.47	84.81	84.69	82.55	85.08	85.20	84.88	84.70	85.31	85.02	85.24
<b>Monte Vista</b>												
2122	85.56	84.86	84.18	84.63	80.44	81.04	84.38	84.38	83.85	83.62	80.81	83.61
2223	84.87	84.40	83.82	81.14	86.68	83.84	83.12	83.71	84.26	84.25	82.78	83.32
<b>PVSEA</b>												
2122 Track	81.28	82.15	83.82	82.53	88.13	80.29	82.95	81.33	81.74	82.33	80.49	81.78
2223 Track	83.28	83.68	82.85	82.43	83.30	82.44	81.23	81.88	83.14	82.44	82.38	82.20
2122 TM track	83.38	84.95	86.45	84.00	83.50	80.52	84.83	82.69	82.83	82.24	82.15	83.07
2223 TM track	83.85	80.76	83.52	81.69	87.31	83.85	82.13	83.28	83.88	83.85	81.74	83.04
<b>Rancho Rosal</b>												
2122	83.83	83.18	82.93	84.33	89.71	81.33	83.88	83.06	83.78	82.12	83.41	82.97
2223	82.68	83.14	81.61	80.99	83.31	83.81	84.15	82.34	84.37	83.58	83.78	82.80
<b>Santa Rosa</b>												
2122 Track	84.77	86.00	86.38	86.22	81.48	87.21	86.13	84.75	85.59	84.41	84.04	85.29
2223 Track	85.28	86.01	84.48	83.63	80.71	86.59	86.83	84.59	85.48	85.75	85.01	84.88
2122 TM track	87.51	86.26	87.35	86.11	81.40	85.54	86.73	85.10	86.01	84.69	81.53	85.54
2223 TM track	85.82	86.58	86.34	84.61	81.76	84.87	84.69	84.02	85.36	84.74	83.74	84.95
<b>Tierra Linda</b>												
2122	86.18	83.88	85.21	85.09	81.08	84.01	85.81	83.02	84.43	84.44	83.34	84.75
2223	84.48	84.35	83.89	81.33	81.19	84.70	84.11	84.18	85.58	85.01	85.04	84.13

SCHOOL ATTENDANCE  
REVIEW BOARD  
(SARB)



# Strategies to Improve Attendance 23-24 (cont.)

## Lions In **SCHOOL**



Strive for fewer than 5 absences this school year!

If you're here today, you can achieve tomorrow

## FACTS!

GOOD ATTENDANCE HABITS PAY OFF! A HIGH SCHOOL GRADUATE MAKES \$1 MILLION MORE THAN A DROPOUT OVER A LIFETIME.



**STRIVE FOR FEWER THAN  
5 ABSENCES THIS SCHOOL YEAR!**

**IF YOU'RE HERE TODAY, YOU CAN ACHIEVE TOMORROW**

TOROS IN SCHOOL • ATTENDANCE AWARENESS 2023



Dolphins In  
**SCHOOL**



**DID YOU  
KNOW?**

**WHEN STUDENTS IMPROVE THEIR  
ATTENDANCE RATES, THEY  
IMPROVE THEIR ACADEMIC  
PROSPECTS AND CHANCES FOR  
GRADUATING.**

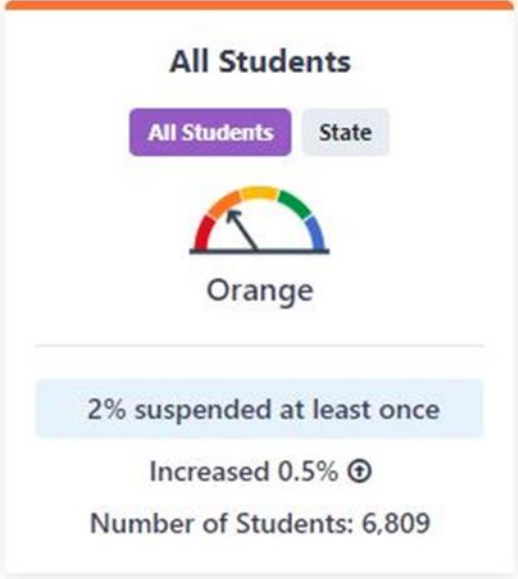
If you're here today, you can achieve tomorrow

Strive for fewer than 5 absences this school year!

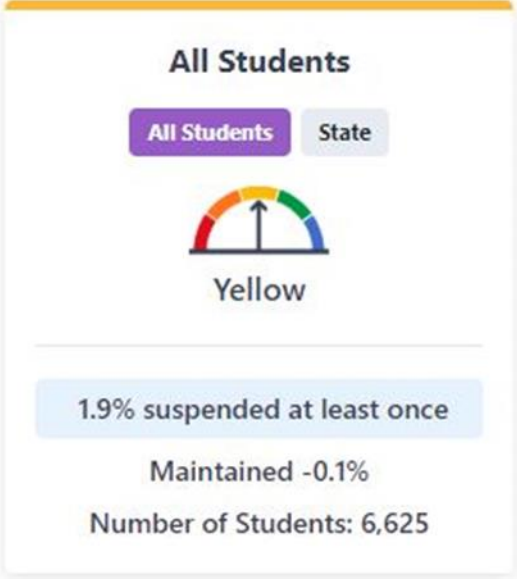


# Behavior

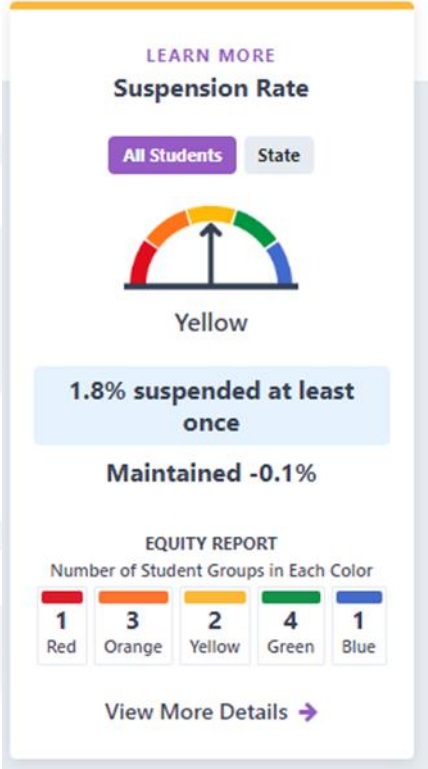
California Dashboard Indicator =  $\frac{\text{Number of Students Suspended at Least Once}}{\text{Number of Students Enrolled}}$



2017




2018



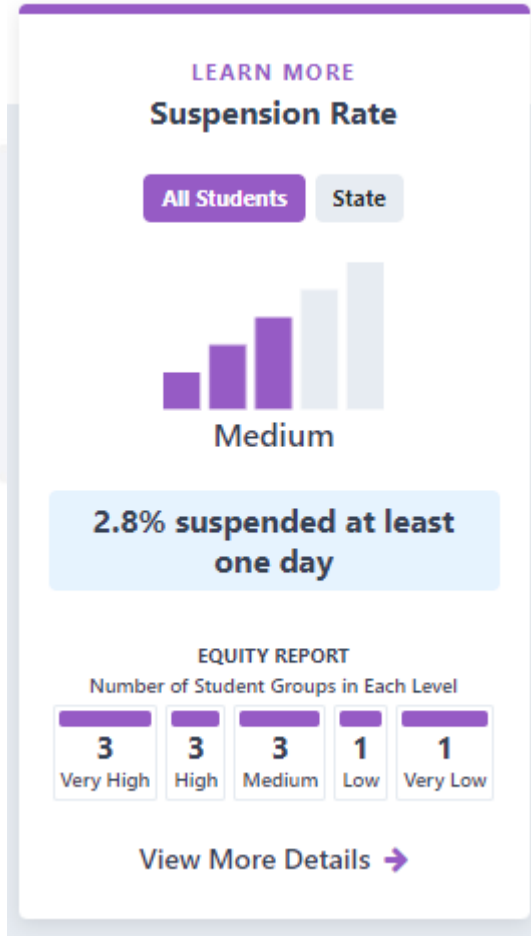
2019

2020

2021




California Dashboard Indicator =  $\frac{\text{Number of Students Suspended at Least Once}}{\text{Number of Students Enrolled}}$



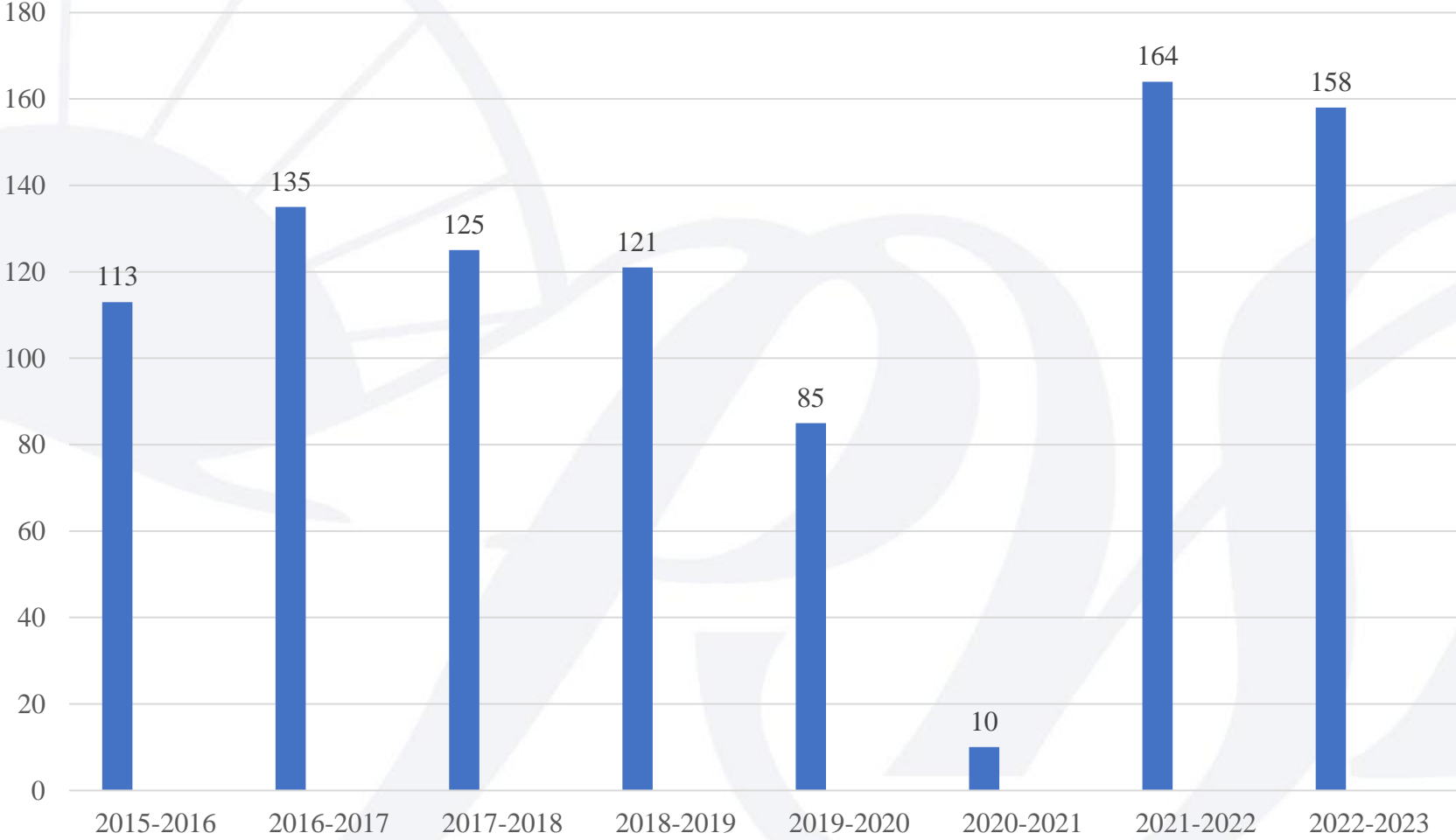
2022

2.72 Students  
Suspended at  
least one day

2023 Estimate



# Number of Students Suspended At Least Once

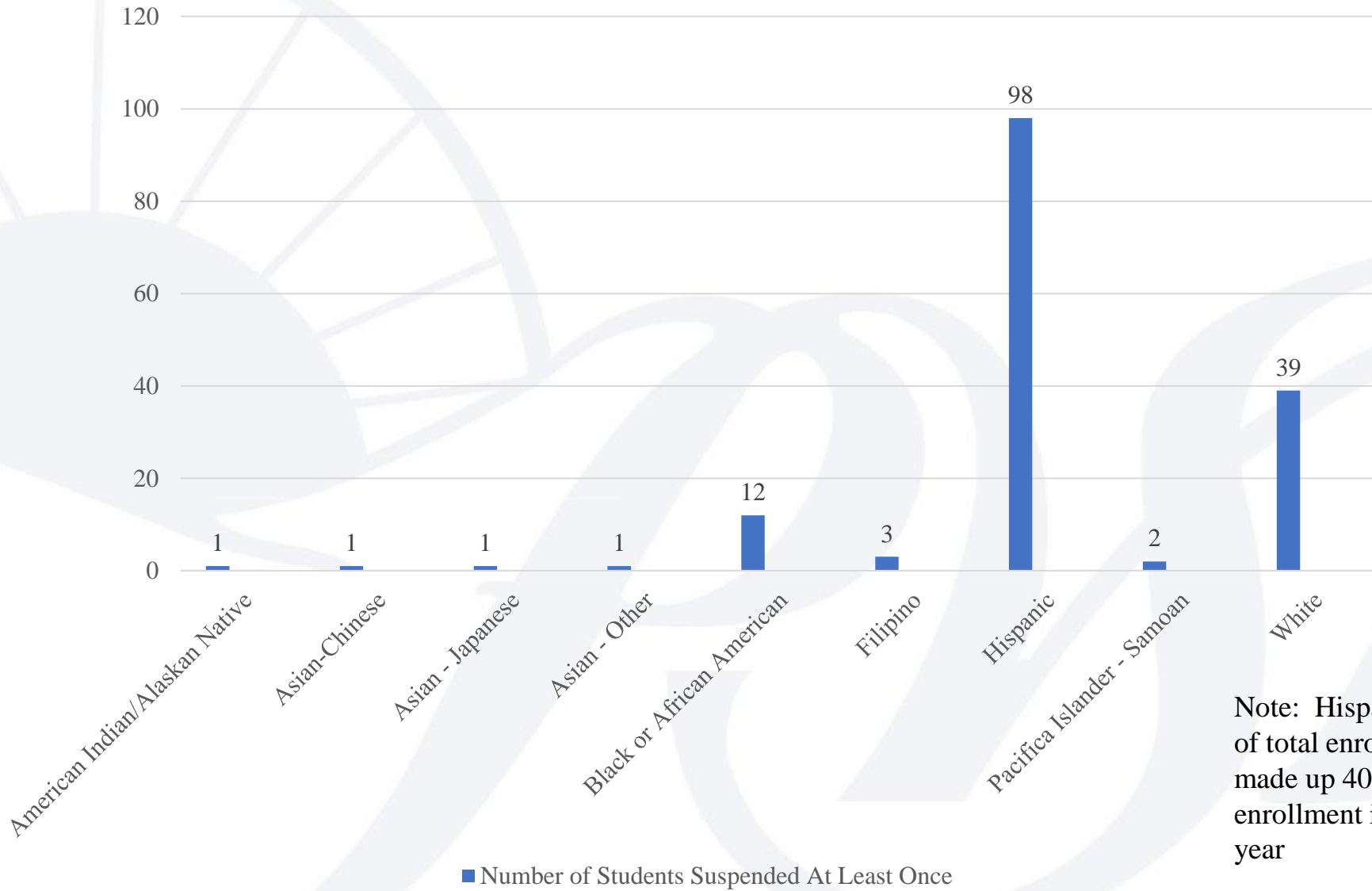


■ Number of Students Suspended At Least Once






# Number of Students Suspended At Least Once by Ethnicity



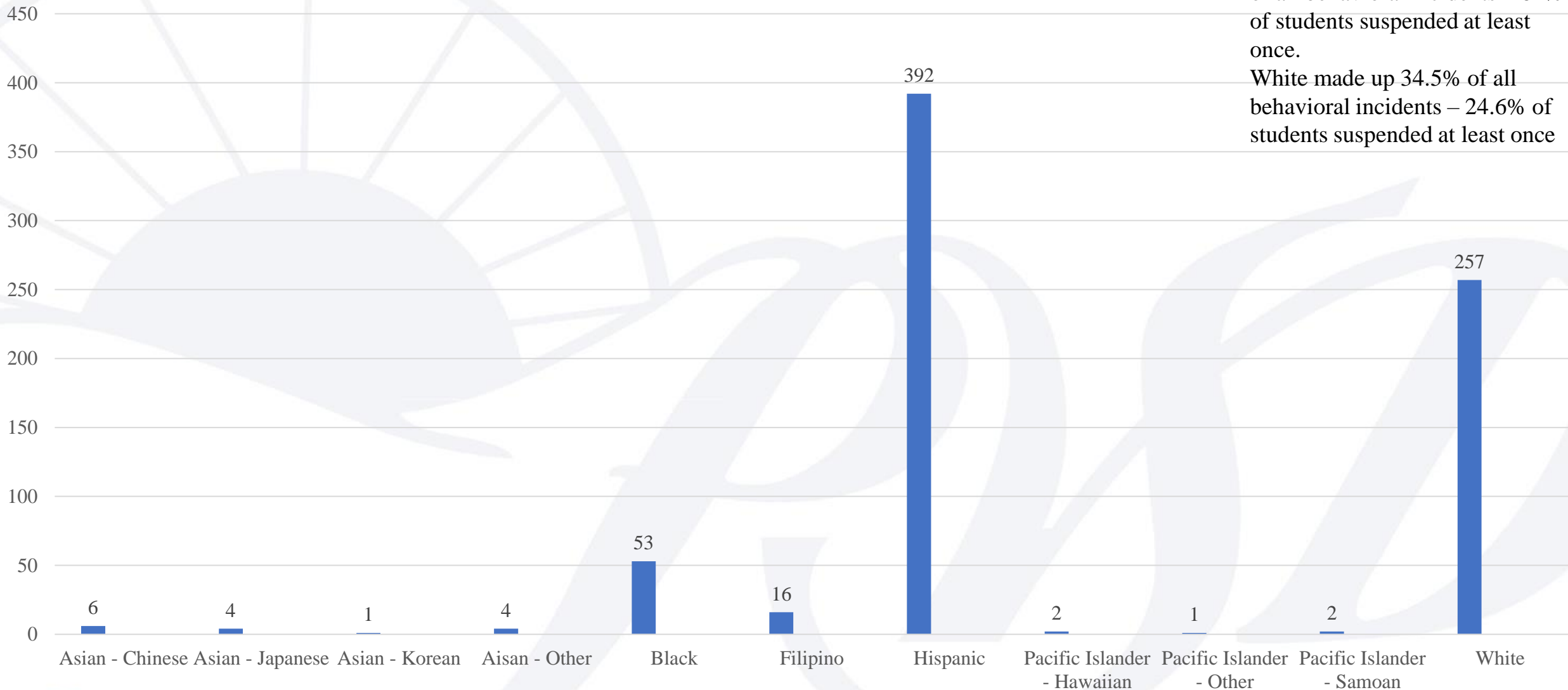
Note: Hispanic made up 42.6% of total enrollment and White made up 40.8% of total enrollment in the 22-23 school year



# Ethnicity of All Behavioral Incidents

Note: Hispanic made up 52.7% of all behavioral incidents – 62% of students suspended at least once.

White made up 34.5% of all behavioral incidents – 24.6% of students suspended at least once



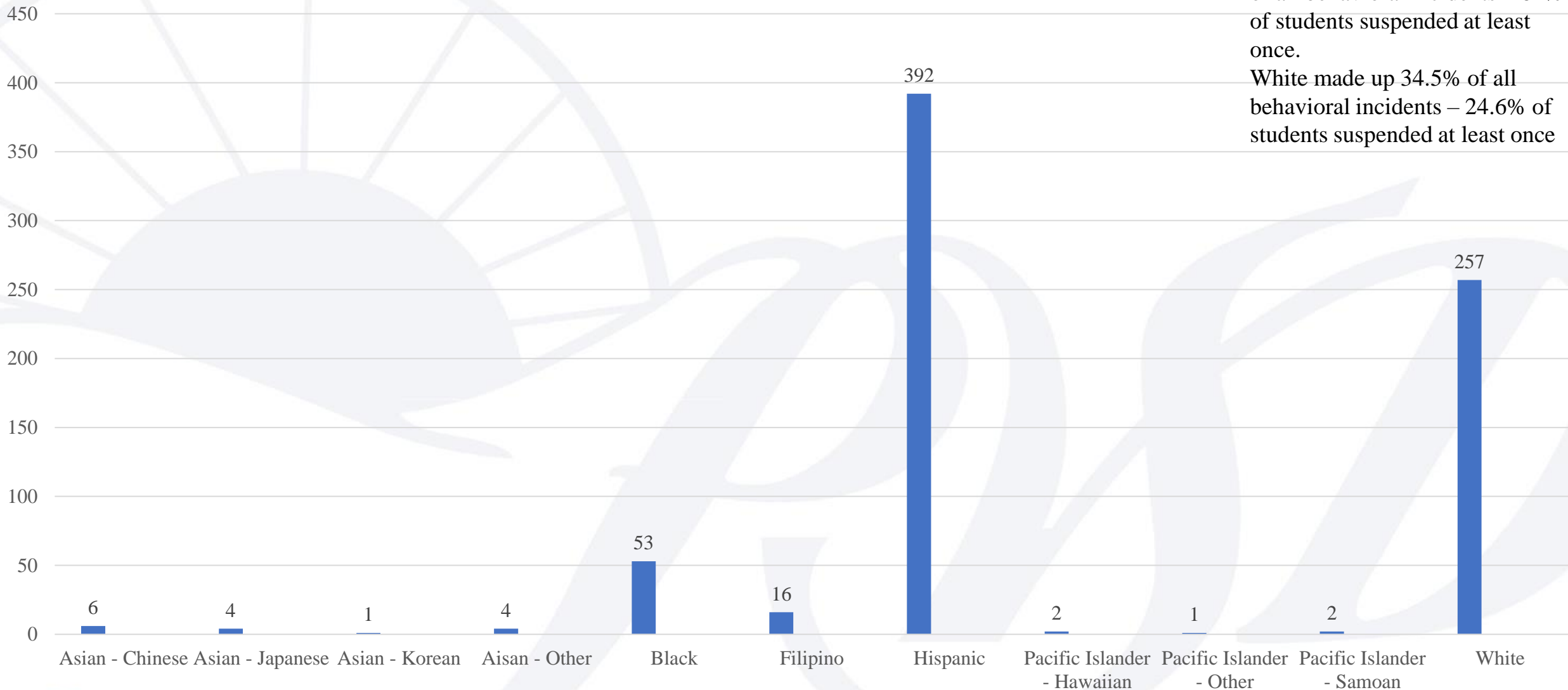
■ Number of Students Suspended At Least Once




# Ethnicity of All Behavioral Incidents

Note: Hispanic made up 52.7% of all behavioral incidents – 62% of students suspended at least once.

White made up 34.5% of all behavioral incidents – 24.6% of students suspended at least once



■ Number of Students Suspended At Least Once






## WHAT THE DATA SAYS

- About the same number of students suspended at least once as last year.
- It appears that suspension was used more earlier in the year than the previous year.
- The extra adult support given prior to moving to more serious consequences or after serious consequences is evidenced in the 14,169 visits – where an adult interacted with a student for behavior, academics, or social/emotional issues.
- Perceptual data was that the campuses “felt” calmer than in 21-22
- We are still disproportionate with Hispanic students

# What's Happening In 2023-2024

- Continuing Cell phone usage policies and protocols
- Full implementation at all middle school sites of No Place for Hate
- Tricia DeFazio – Professional Development “Engagement” – will return for a second day
- Two Day CHAMPS training for teams for administration from the comprehensive middle schools
- My Body Belongs To Me lessons in 2<sup>nd</sup>-5<sup>th</sup> grade classrooms
- ADL bias training for middle school teachers in January



Questions?

