



Creating your FSA ID

Enrollment Services (Raider Connect)

Enrollment Services Advisor



Topics We Will Discuss

- The FAFSA
- Who Should complete the FAFSA
- Create an FSA ID
- FSA ID Tips
- Selective Service



Free application for federal Student aid (FAFSA)

- May be filed at any time during an academic year, but no earlier than October 1st prior to the academic year for which the student requests aid
- For the 2024-25 academic year, the FAFSA may be filed beginning December 2023 and will ask for the 2022 tax return information
- Each college/university has their own priority aid deadline
- Wright State's FAFSA priority deadline is February 1, 2024 for the 2024-2025 Aid year

Who Should Complete the FAFSA

Citizenship

- Be a US citizen or an eligible noncitizen;
- Have a valid Social Security number (with some exceptions)

Enrollment

- Be enrolled or accepted for enrollment as a regular student in an eligible degree or certificate program;
- Be enrolled at least half-time to be eligible for Direct Loan Program funds

Student

- Having a high school diploma or a recognized equivalent such as a General Educational Development (GED) Certificate;
- Completing a high school education in a homeschool setting approved under state law; or
- Enrolling in an eligible career pathway program and meeting one of the “ability-to-benefit” alternatives can apply in certain situations

[Info about eligibility: StudentAid.gov/eligibility](https://studentaid.gov/eligibility)

What is the FSA ID?

- The FSA ID is a username and password combination you use to log in to U.S. Department of Education (ED) online systems.
- The FSA ID is your legal signature and shouldn't be created or used by anyone other than you—not even your parent, your child, a school official, or a loan company representative.
- You'll use your FSA ID every year you fill out a Free Application for Federal Student Aid (FAFSA®) form and for the lifetime of your federal student loans.

Federal Student Aid ID (FSA ID)

- Username and password
 - Gives a student/parent access to Federal Student Aid's online systems and serves as a legal signature.
- Student and parent(s) whose information will be on the FAFSA need their own individual FSA IDs with unique email and mobile numbers.
- Parents without social security numbers (undocumented) are required to get an FSA ID.
 - Use the same website to create FSA ID but will have different set of questions.
 - Signature Page is no longer available.

FSA ID for undocumented parents (new for 2024-2025)

- Non-SSN holders have similar process to request an FSA ID.
- They will answer questions to verify their identity through information pulled from credit bureaus.
- This knowledge-based identify process is not yet available.
- A launch date is forthcoming.


Who needs to create an FSA ID?

- Anyone who is a 'Contributor' needs an FSA ID.


FAFSA[®] FORM 2024-25 Student Raya Tran

Understanding the FAFSA[®] Form
2 of 4

Contributors to the FAFSA[®] Form



Parents or Spouses
Your answers on the FAFSA form will determine if any contributors need to be identified. These contributors will complete their own sections of the form and are asked to provide personal and financial information, but will not become financially responsible for your education.



How to Invite
Contributors will need to log in with their own FSA ID to provide their information. To invite a contributor to your FAFSA form, you'll need to provide their name, date of birth, Social Security number, and email address.

Information or Documents You May Need ▾

Important information to know about the FSA ID:

- All usernames and passwords must be different.
- Each user must create and manage their own FSA ID.
- Each user must use a separate email address and mobile phone number.
- High school students should not use their high school email.
- Each social security number, mobile phone and email can be associated with only one account.

Create an FSA ID at StudentAid.gov

An official website of the United States government. Help Center English | Español

FederalStudentAid
AN OFFICE OF THE U.S. DEPARTMENT OF EDUCATION

UNDERSTAND AID ▾ APPLY FOR AID ▾ COMPLETE AID PROCESS ▾ MANAGE LOANS ▾ Log In | Create Account 🔍

You Are America's Smartest Investment

The U.S. Department of Education's office of Federal Student Aid (FSA) provides more than \$120 billion in financial aid to help pay for college or career school each year.

[Log In](#)

[Create Account](#)

Considering School

I'm thinking about going to college or a career school.

In School

I'm in the process of earning a degree or certificate.

Parent

I want to help my child pay for college.

In Repayment

I have loans I need to repay.

Create an Account (FSA ID)



Parents



Students



Borrowers

- Social Security Number (SSN), date of birth and name must match the Social Security card.

FederalStudentAid
AN OFFICE OF THE U.S. DEPARTMENT OF EDUCATION

UNDERSTAND AID ▾APPLY FOR AID ▾COMPLETE AID PROCESS ▾MANAGE LOANS ▾

Create an Account (FSA ID)

Step 1 of 7

Personal Information

I understand that I'll be required to certify that the information I provide to create an account (FSA ID) is true and correct and that I'm the individual I claim to be.

If I'm not the person I claim to be, I understand that I'm not authorized to proceed and that I should exit this form now. If I provide false or misleading information, I understand that I might be subject to a fine, prison time, or both.

First Name ?

Middle Initial ?

Last Name ?

Date of Birth

Month Day Year ?

Social Security Number (SSN) ?

Note: A user can only have one account associated with his or her Social Security number.

Creating an FSA ID

Username:

- Cannot include applicant name or date of birth.
- Cannot already be used by another applicant.
 - o “The username you entered is already in use” will pop up.

Password:

- Must be 8–30 characters and contain 1 uppercase letter, 1 lowercase letter, 1 number.
- Case-sensitive.

Create an Account (FSA ID)

Step 2 of 7

Account Information

Because financial aid agreements are legally binding, you can't create an account for someone else, even another family member. Parents and students must create their own accounts.

Username

✓ Username is available.

Email Address

ⓘ Use an email address you will continue to have access to after you leave school.

Confirm Email Address

Password

 Show Password

- ✓ Uppercase
- ✓ Lowercase
- ✓ Number
- ✓ 8+ characters

Confirm Password

 Show Password

Previous

Continue

Creating an FSA ID

Mobile Phone Account Recovery

- Applicant should provide a mobile phone number.
- This will help to re-gain access to the account if locked out.
- The mobile phone is also used for two-step verification.



Mobile Phone Account Recovery

We strongly recommend setting up mobile phone account recovery. This option is used to help you restore access to your account by sending you a code via text message if you are locked out.

☒ Yes, I would like to use my mobile phone for account recovery.

i By selecting this option, you agree to receive text messages on your mobile phone and confirm you have reviewed and agree to FSA's [Terms and Conditions](#).

Message and data rates may apply. Message frequency varies. Reply HELP for help or STOP to opt out.

[Previous](#) [Continue](#)

Creating an FSA ID

Select Challenge Questions and Answers

- Answering the established challenge questions is another way to unlock the account or retrieve a username or password.
- Your answer is not case-sensitive.

Create an Account (FSA ID)

Step 5 of 7

Challenge Questions

Challenge questions and answers are used to retrieve your username or password if you forget them or if you need to unlock your account.

Note: Answers are not case-sensitive.

Challenge Question 1

Question

What was the name of your elementary school?

Answer

Show Answer

Challenge Question 2

Question

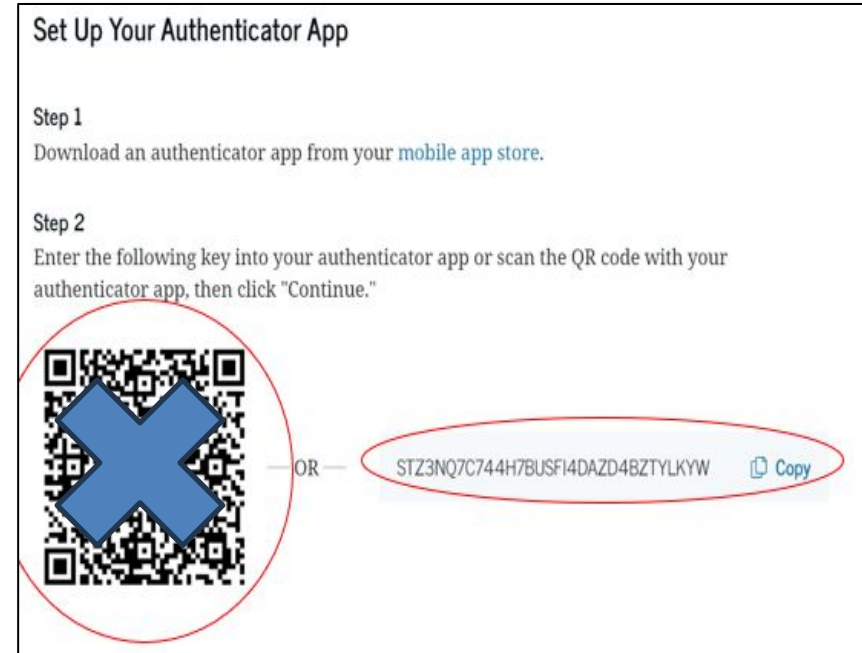
What was the name of your first teacher?

Answer

Show Answer

FSA ID Account Verification

- Verify mobile phone number
 - Applicant will receive a text message with a six-digit secure code.
- Verify email address
 - Applicant will receive an email with a six-digit secure code.
- Set up an authentication app (**optional**)
 - Download an authenticator app from the mobile app store.



FSA ID Account confirmation

- If an email address is provided, a confirmation email is sent.
- All info is sent to the Social Security Administration (SSA) for confirmation.
 - SSA review will take 1–3 days.
- Until contributor info is confirmed, they won't be able to use the FSA ID.
- It is **ESSENTIAL** to request FSA ID(s) before beginning the FAFSA at studentaid.gov.

Your Account Was Successfully Created— What's Next?

Thanks for creating your account and taking the first step in your federal student aid journey.

Before we can grant full account access, we have to confirm your name, Social Security number, and date of birth match what is on record with the Social Security Administration (SSA). This process takes **one to three days**. If you verified your email address, you'll receive an email once your information is matched with the SSA.

You can still use your account while your information is being verified with the SSA.

Ways to Use Your Log-In Information Now

- [Complete and electronically sign an original \(first-time\) Free Application For Federal Student Aid \(FAFSA®\) form](#)
- Check the SSA match status of your account information under Account Settings
- Utilize the [Help Center](#) to get answers to common questions
- Explore our [Resources](#) that can help you learn more about the federal student loan journey

Ways to Use Your Log-In Information After You've Been Matched

- Access U.S. Department of Education online systems, such as the myStudentAid mobile app
- Fill out a FAFSA renewal
- Complete and sign forms such as the Income-Driven Repayment Plan Request and Direct Consolidation Loan Application

[Return to StudentAid.gov](https://studentaid.gov)

What can you use your Account for?

- At first your FSA ID will be restricted to:
 - completing
 - Signing
 - submitting an original (first-time) FAFSA form.
- Once verified you can use your account (FSA ID) for:
 - Filling out the Free Application for Federal Student Aid (FAFSA) form
 - Signing your Master Promissory Note (MPN)
 - Applying for repayment plans
 - Completing loan counseling
 - Using the Public Service Loan Forgiveness Help Tool
 - Accessing your Federal Financial Aid History

How to Create an Account and Username (FSA ID) for StudentAid.gov



Where can I get more info?

- **[StudentAid.gov](https://studentaid.gov)**
 - Info about aid programs
 - Links to free scholarship and college searches
- **1-800-4-FED-AID or studentaid@ed.gov**
 - Info about aid programs
 - Help with FAFSA form
- **Online Chat function through the FAFSA**



Register for Selective Service



- All male US citizens and male immigrants ages 18 – 26 must register with Selective Service
- State law says that a university or college that enrolls a male student born after Dec. 31, 1959, who has not filed a statement of selective service status with the university, must charge the student any tuition surcharge who are not in-state residents, regardless of the student's residency

Questions?

Our social media presence

Website: www.wright.edu/raiderconnect

Email: raiderconnect@wright.edu

Wright State RAIDER CONNECT



@Raider_Connect



Need Help? Contact Us! 😊

**Enrollment Services (Raider Connect) at
Wright State University**

**Hours: 8:30 am-5:00 pm Mon-Thurs
9:30 am-5:00 pm Fri
Telephone: 937-775-4000**





Thank you for joining us!

