

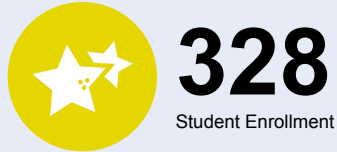


# OREGON AT-A-GLANCE SCHOOL PROFILE

## Winchester Elementary


PRINCIPAL: Meghan Pirtle | GRADES: K-5 | 217 Pioneer Way, Winchester 97495 | 541-440-4184

### Students We Serve




### DEMOGRAPHICS


#### American Indian/Alaska Native




#### Asian




#### Black/African American




#### Hispanic/Latino



#### Multiracial



#### Native Hawaiian/Pacific Islander



#### White



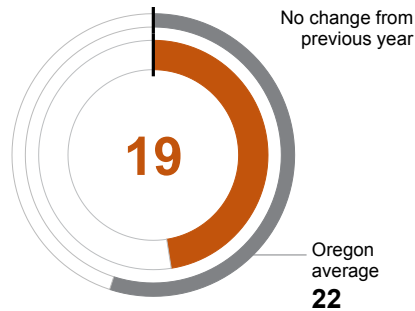
<b>*</b> Ever English Learners	 <b>5</b> Languages Spoken	
<b>16%</b> Students with Disabilities	<b>92%</b> Required Childhood Vaccinations	<b>&gt;95%</b> Free/Reduced Price Lunch

\*<10 students or data unavailable

### School Environment

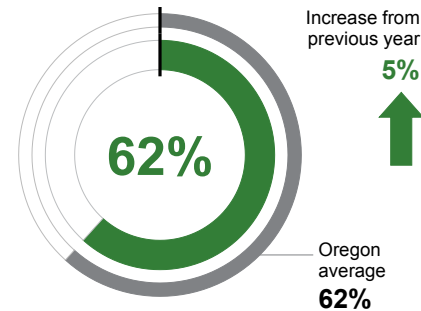
#### CLASS SIZE

Median class size.



#### REGULAR ATTENDERS

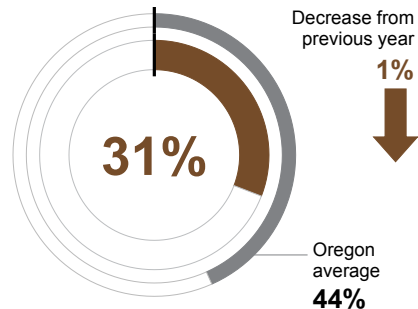
Students who attended more than 90% of their enrolled school days.



### Academic Success

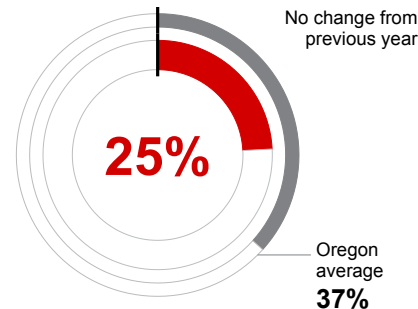
#### ENGLISH LANGUAGE ARTS

Students meeting state grade-level expectations.



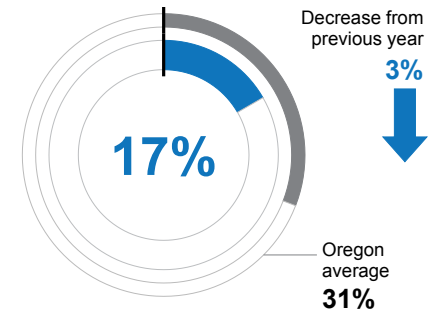
#### MATHEMATICS

Students meeting state grade-level expectations.



#### SCIENCE

Students meeting state grade-level expectations.



### School Goals

Winchester students achieve social, emotional, and academic growth through experiences of perseverance, collaboration, risk-taking, and effort. All these factors result in improved student academic achievement.

### State Goals

The Oregon Department of Education is partnering with school districts and local communities to ensure a 90% on-time, four year graduation rate by 2027. To progress toward this goal, the state will prioritize efforts to improve attendance, provide a well-rounded education, invest in implementing culturally responsive practices, and promote continuous improvement to close opportunity and achievement gaps for historically and currently underserved students.

### Safe & Welcoming Environment

Our school strives to ensure all students, parents, and community members feel welcome. We are also committed to giving our parents up to date information about our school. We communicate through mail, phone, and text, and our school Facebook page is kept up to date.



# OREGON AT-A-GLANCE SCHOOL PROFILE CONTINUED

## Winchester Elementary

### Outcomes

#### Our Staff (rounded FTE)



**21**  
Teachers



**10**  
Educational  
assistants



**1**  
Counselors/  
Psychologists/  
Social Workers



**91%**  
Average teacher  
retention rate over  
the past three years



**76%**  
% of licensed teachers  
with more than 3 years  
of experience



**No**  
Same principal in  
the last 3 years

	REGULAR ATTENDERS	ENGLISH LANGUAGE ARTS	MATHEMATICS
American Indian/Alaska Native	<10 students or data unavailable	<10 students or data unavailable	<10 students or data unavailable
Asian	<10 students or data unavailable	<10 students or data unavailable	<10 students or data unavailable
Black/African American	<10 students or data unavailable	<10 students or data unavailable	<10 students or data unavailable
Hispanic/Latino	63%	11%	17%
Multiracial	50%	<10 students or data unavailable	<10 students or data unavailable
Native Hawaiian/Pacific Islander	<10 students or data unavailable	<10 students or data unavailable	<10 students or data unavailable
White	62%	35%	26%
Free/Reduced Price Lunch	62%	31%	25%
Ever English Learner	<10 students or data unavailable	<10 students or data unavailable	<10 students or data unavailable
Students with Disabilities	53%	25%	25%
Migrant	<10 students or data unavailable	<10 students or data unavailable	<10 students or data unavailable
Homeless	<10 students or data unavailable	<10 students or data unavailable	<10 students or data unavailable
Students in Foster Care	<10 students or data unavailable	<10 students or data unavailable	<10 students or data unavailable
Military Connected	<10 students or data unavailable	<10 students or data unavailable	<10 students or data unavailable
Talented and Gifted	<10 students or data unavailable	<10 students or data unavailable	<10 students or data unavailable
Female	62%	33%	18%
Male	61%	29%	29%
Non-Binary	<10 students or data unavailable	<10 students or data unavailable	<10 students or data unavailable

#### About Our School

#### BULLYING, HARASSMENT, AND SAFETY POLICIES

To ensure a safe and secure learning environment for all our students, we have implemented various plans and programs, including Conscious Discipline, Positive Behavior Interventions and Supports, while utilizing skills trainers to enhance the effectiveness of these programs. Staff teach social and behavioral skills, remediate negative behavior, and help students build success. We work diligently to recognize bullying, and quickly implement strategies to bring it to an end. We foster a culture that does not tolerate harassing behavior, and encourages students to speak up when they see bullying.

#### EXTRACURRICULAR ACTIVITIES

Busing to Boys and Girls Club  
After School Chorus program  
Robotics Club  
Garden Club

#### PARENT ENGAGEMENT

Winchester Elementary has opportunities for parents to become involved in our school. We invite families to be part of our Booster Club to give ideas to support our school. We also invite families to attend our yearly STEAM night and Open House event. As we continue to grow as a community, we are excited to continue our efforts for parent engagement through new events each year

#### COMMUNITY ENGAGEMENT

We partner with business and education institutions to provide Winchester students with enhanced learning opportunities: Umpqua Community College- Athletic Department - Athletes come to read to our first grade students and provide monthly books  
Umpqua Valley Farm to School - Provides education based around local farms and agriculture.  
Douglas County Police and Fire Departments - Provides safety education for students  
Costco - Provides meals and gifts for families during the holidays  
Tutoring program  
Adapt Mental Health Services