



<div style="display: flex; justify-content: space-between;"> <div style="width: 48%;"> <h3>Facilitated Courses</h3>  <p style="text-align: center; background-color: #f08080; color: white; padding: 2px;">Statewide Courses Now Available!</p> <p>Ongoing communication with expert local facilitator, group meetings with colleagues, and classroom-related learning activities and assessments.</p> <p>To begin search course availability, then contact your local PLA Coordinator to enroll. If you are already enrolled, select Sign In to access a course.</p> <p style="text-align: center;">Sign In</p> <p style="text-align: center;">Course Catalog</p> </div> <div style="width: 48%;"> <h3>Independent Courses</h3>  <p>Self-paced learning, content-related activities and assessments, user-friendly format, and responsive design.</p> <p>Select Sign In to self register or to access courses if you are already enrolled.</p> <p style="text-align: center;">Sign In</p> <p style="text-align: center;">Course Catalog</p> </div> </div>	<p>Go to https://fl-pla.org/ and select the blue Sign In button on the right-hand side.</p>
<div style="text-align: center; border-bottom: 1px solid #ccc; padding-bottom: 10px;"> <h2>Sign In</h2> </div> <div style="margin-top: 20px;"> <p>Email</p> <input style="width: 100%;" type="text"/> <p>Password</p> <input style="width: 100%;" type="password"/> <p style="text-align: center; background-color: #0056b3; color: white; padding: 5px; margin-top: 10px;">Submit</p> <p>Forgot Password Register</p> </div>	<p>Select the Register button.</p>
<div style="text-align: center; border-bottom: 1px solid #ccc; padding-bottom: 10px;"> <h2>Register</h2> </div> <div style="margin-top: 20px;"> <p>First Name</p> <input style="width: 100%;" type="text"/> <p>Last Name</p> <input style="width: 100%;" type="text"/> <p>Email</p> <input style="width: 100%;" type="text"/> <p>Password</p> <input style="width: 100%;" type="password"/> <p>Confirm Password</p> <input style="width: 100%;" type="password"/> <p style="text-align: center; background-color: #0056b3; color: white; padding: 5px; margin-top: 10px;">Submit</p> </div>	<p>Complete the form and select Submit.</p>
<div style="background-color: #0056b3; color: white; padding: 5px; text-align: center;"> <h3>Professional Learning Alternatives</h3> </div> <div style="display: flex; justify-content: space-between; align-items: center; border-bottom: 1px solid #ccc; padding: 5px 0;"> Welcome! PLA's East Course Catalog </div> <div style="text-align: center; padding: 10px 0;"> <h2>My Dashboard</h2> </div> <div style="border-bottom: 1px solid #ccc; padding: 5px 0;"> <p>My Courses</p> <p style="text-align: right; font-size: x-small;">Search by title</p> <div style="border: 1px solid #ccc; padding: 2px; display: flex; align-items: center;"> All Courses ▾ </div> <p style="font-size: x-small; margin-top: 5px;">You are not currently enrolled in a course or clear your applied filters.</p> </div>	<p>Your list of available courses is showing. Scroll down to the courses in which you want to enroll. If you are not enrolled in a course, select Course Catalog to view the choices.</p>

Search by title
All Courses

Access Points - Alternate Academic Achievement Standards

This course provides an overview of Florida's approach to the instruction of students with the most significant cognitive disabilities. The course will outline the correlation between instruction on general education standards and the Access Points (AP-AAAS), as well as, discuss accommodations, grading, and assessment for students instructed in AP-AAAS.

Suggested Inservice Points: 6

[Preview Course Overview](#) [Enroll](#)

Choose your course and select the Enroll button.

assessment to access the course content. You will NOT be able to access a Certificate of Completion, however, if you do not pass the final assessment, complete the follow-up activity, and complete the satisfaction survey.

- Some courses are informational only and do not offer inservice points. These courses do not include assessments or follow-up activities. However, you must complete a satisfaction survey to access a Certificate of Completion.

College/University Students

- If you are a student taking a course as a requirement for a class, do NOT upload a follow-up verification or ASHA CEU form. Ask your instructor to [create a support ticket](#) or call (800) 357-1072 and we will verify you have completed the course.

[Cancel](#) [Acknowledged](#)

Scroll down and Acknowledge the User Agreement

Access Points - Alternate Academic Achievement Standards


Demographic Survey

Please answer the following questions.

State
Select an Option

[Submit](#)

Complete the Demographic Survey and select the Submit button.

 **frontline**
education™

How to Request Out of District In-service in Frontline

For Brevard Public School employees, once you receive your Certificate of Completion, upload it to Frontline using the [How to Request Out of District In-Service Credit in Frontline](#) document. This is found under Inservice Credits.