

Survey Response Counts

Section: Purpose and Direction

Question / Institution			Strongly Agree	Agree	Neutral	Not Applicable	Total
			%	%	%	%	%
1. Our school's purpose statement is clearly focused on student success.	Manvel Elementary School	Average Score	50%	39.29%	7.14%	3.57%	100%
		4.29	50%	39.29%	7.14%	3.57%	100%
	Total			50%	39.29%	7.14%	3.57%
2. Our school's purpose statement is formally reviewed and revised with involvement from parents.	Manvel Elementary School	Average Score	17.86%	46.43%	21.43%	14.29%	100%
		3.39	17.86%	46.43%	21.43%	14.29%	100%
	Total			17.86%	46.43%	21.43%	14.29%
3. Our school has established goals and a plan for improving student learning.	Manvel Elementary School	Average Score	46.43%	50%	3.57%	0%	100%
		4.43	46.43%	50%	3.57%	0%	100%
	Total			46.43%	50%	3.57%	0%
Total			38.1%	45.24%	10.71%	5.95%	100%

Section: Governance and Leadership

Question / Institution			Strongly Agree	Agree	Neutral	Disagree	Not Applicable	Total
			%	%	%	%	%	%
4. Our school's governing body operates responsibly and functions effectively.	Manvel Elementary School	Average Score	40.74%	44.44%	11.11%	0%	3.7%	100%
		4.15	40.74%	44.44%	11.11%	0%	3.7%	100%
	Total			40.74%	44.44%	11.11%	0%	3.7%
5. Our school's governing body does not interfere with the operation or leadership of our school.	Manvel Elementary School	Average Score	29.63%	44.44%	11.11%	0%	14.81%	100%
		3.59	29.63%	44.44%	11.11%	0%	14.81%	100%
	Total			29.63%	44.44%	11.11%	0%	14.81%

Question / Institution			Strongly Agree	Agree	Neutral	Disagree	Not Applicable	Total
			%	%	%	%	%	%
6. Our school has high expectations for students in all classes.	Manvel Elementary School	Average Score	59.26%	37.04%	3.7%	0%	0%	100%
		4.56	59.26%	37.04%	3.7%	0%	0%	100%
	Total			59.26%	37.04%	3.7%	0%	0%
7. Our school shares responsibility for student learning with its stakeholders.	Manvel Elementary School	Average Score	22.22%	51.85%	22.22%	0%	3.7%	100%
		3.85	22.22%	51.85%	22.22%	0%	3.7%	100%
	Total			22.22%	51.85%	22.22%	0%	3.7%
8. Our school communicates effectively about the school's goals and activities.	Manvel Elementary School	Average Score	44.44%	40.74%	11.11%	3.7%	0%	100%
		4.26	44.44%	40.74%	11.11%	3.7%	0%	100%
	Total			44.44%	40.74%	11.11%	3.7%	0%
9. Our school provides opportunities for stakeholders to be involved in the school.	Manvel Elementary School	Average Score	22.22%	59.26%	11.11%	3.7%	3.7%	100%
		3.89	22.22%	59.26%	11.11%	3.7%	3.7%	100%
	Total			22.22%	59.26%	11.11%	3.7%	3.7%
Total			36.42%	46.3%	11.73%	1.23%	4.32%	100%

Section: Teaching and Assessing for Learning

Question / Institution			Strongly Agree	Agree	Neutral	Disagree	Strongly Disagree	Not Applicable	Total
			%	%	%	%	%	%	%
10. All of my child's teachers provide an equitable curriculum that meets his/her learning needs.	Manvel Elementary School	Average Score	42.31%	46.15%	7.69%	3.85%	0%	0%	100%
		4.27	42.31%	46.15%	7.69%	3.85%	0%	0%	100%
	Total			42.31%	46.15%	7.69%	3.85%	0%	0%
11. All of my child's teachers give work that challenges my child.	Manvel Elementary School	Average Score	42.31%	46.15%	7.69%	0%	3.85%	0%	100%
		4.23	42.31%	46.15%	7.69%	0%	3.85%	0%	100%
	Total			42.31%	46.15%	7.69%	0%	3.85%	0%
12. All of my child's teachers use a variety of teaching strategies and learning activities.	Manvel Elementary School	Average Score	34.62%	57.69%	3.85%	0%	0%	3.85%	100%
		4.15	34.62%	57.69%	3.85%	0%	0%	3.85%	100%
	Total			34.62%	57.69%	3.85%	0%	0%	3.85%

Question / Institution			Strongly Agree	Agree	Neutral	Disagree	Strongly Disagree	Not Applicable	Total
			%	%	%	%	%	%	%
13. All of my child's teachers meet his/her learning needs by individualizing instruction.	Manvel Elementary School	Average Score	30.77%	53.85%	11.54%	0%	3.85%	0%	100%
		4.08	30.77%	53.85%	11.54%	0%	3.85%	0%	100%
	Total			30.77%	53.85%	11.54%	0%	3.85%	0%
14. All of my child's teachers work as a team to help my child learn.	Manvel Elementary School	Average Score	42.31%	57.69%	0%	0%	0%	0%	100%
		4.42	42.31%	57.69%	0%	0%	0%	0%	100%
	Total			42.31%	57.69%	0%	0%	0%	0%
15. All of my child's teachers help me to understand my child's progress.	Manvel Elementary School	Average Score	53.85%	34.62%	11.54%	0%	0%	0%	100%
		4.42	53.85%	34.62%	11.54%	0%	0%	0%	100%
	Total			53.85%	34.62%	11.54%	0%	0%	0%
16. All of my child's teachers keep me informed regularly of how my child is being graded.	Manvel Elementary School	Average Score	38.46%	42.31%	11.54%	3.85%	3.85%	0%	100%
		4.08	38.46%	42.31%	11.54%	3.85%	3.85%	0%	100%
	Total			38.46%	42.31%	11.54%	3.85%	3.85%	0%
17. All of my child's teachers report on my child's progress in easy to understand language.	Manvel Elementary School	Average Score	50%	42.31%	7.69%	0%	0%	0%	100%
		4.42	50%	42.31%	7.69%	0%	0%	0%	100%
	Total			50%	42.31%	7.69%	0%	0%	0%
18. My child sees a relationship between what is being taught and his/her everyday life.	Manvel Elementary School	Average Score	19.23%	53.85%	26.92%	0%	0%	0%	100%
		3.92	19.23%	53.85%	26.92%	0%	0%	0%	100%
	Total			19.23%	53.85%	26.92%	0%	0%	0%
19. My child knows the expectations for learning in all classes.	Manvel Elementary School	Average Score	34.62%	57.69%	7.69%	0%	0%	0%	100%
		4.27	34.62%	57.69%	7.69%	0%	0%	0%	100%
	Total			34.62%	57.69%	7.69%	0%	0%	0%
20. My child has at least one adult advocate in the school.	Manvel Elementary School	Average Score	26.92%	57.69%	15.38%	0%	0%	0%	100%
		4.12	26.92%	57.69%	15.38%	0%	0%	0%	100%
	Total			26.92%	57.69%	15.38%	0%	0%	0%
21. My child is given multiple assessments to measure his/her understanding of what was taught.	Manvel Elementary School	Average Score	30.77%	61.54%	7.69%	0%	0%	0%	100%
		4.23	30.77%	61.54%	7.69%	0%	0%	0%	100%
	Total			30.77%	61.54%	7.69%	0%	0%	0%

Question / Institution			Strongly Agree	Agree	Neutral	Disagree	Strongly Disagree	Not Applicable	Total
			%	%	%	%	%	%	%
22. My child has up-to-date computers and other technology to learn.	Manvel Elementary School	Average Score	38.46%	50%	7.69%	0%	0%	3.85%	100%
		4.15	38.46%	50%	7.69%	0%	0%	3.85%	100%
	Total			38.46%	50%	7.69%	0%	0%	3.85%
23. My child has access to support services based on his/her identified needs.	Manvel Elementary School	Average Score	30.77%	50%	15.38%	3.85%	0%	0%	100%
		4.08	30.77%	50%	15.38%	3.85%	0%	0%	100%
	Total			30.77%	50%	15.38%	3.85%	0%	0%
Total			36.81%	50.82%	10.16%	0.82%	0.82%	0.55%	100%

Section: Resources and Support Systems

Question / Institution			Strongly Agree	Agree	Neutral	Disagree	Not Applicable	Total
			%	%	%	%	%	%
24. Our school provides qualified staff members to support student learning.	Manvel Elementary School	Average Score	50%	42.31%	7.69%	0%	0%	100%
		4.42	50%	42.31%	7.69%	0%	0%	100%
	Total			50%	42.31%	7.69%	0%	0%
25. Our school provides an adequate supply of learning resources that are current and in good condition.	Manvel Elementary School	Average Score	53.85%	38.46%	7.69%	0%	0%	100%
		4.46	53.85%	38.46%	7.69%	0%	0%	100%
	Total			53.85%	38.46%	7.69%	0%	0%
26. Our school provides a safe learning environment.	Manvel Elementary School	Average Score	53.85%	38.46%	7.69%	0%	0%	100%
		4.46	53.85%	38.46%	7.69%	0%	0%	100%
	Total			53.85%	38.46%	7.69%	0%	0%
27. Our school provides students with access to a variety of information resources to support their learning.	Manvel Elementary School	Average Score	30.77%	57.69%	11.54%	0%	0%	100%
		4.19	30.77%	57.69%	11.54%	0%	0%	100%
	Total			30.77%	57.69%	11.54%	0%	0%
28. Our school provides excellent support services (e.g., counseling, and/or career planning).	Manvel Elementary School	Average Score	30.77%	46.15%	19.23%	3.85%	0%	100%
		4.04	30.77%	46.15%	19.23%	3.85%	0%	100%
	Total			30.77%	46.15%	19.23%	3.85%	0%

Question / Institution			Strongly Agree	Agree	Neutral	Disagree	Not Applicable	Total
			%	%	%	%	%	%
29. Our school provides opportunities for students to participate in activities that interest them.	Manvel Elementary School	Average Score	26.92%	53.85%	15.38%	3.85%	0%	100%
		4.04	26.92%	53.85%	15.38%	3.85%	0%	100%
	Total			26.92%	53.85%	15.38%	3.85%	0%
30. Our school ensures that the facilities support student learning.	Manvel Elementary School	Average Score	50%	46.15%	3.85%	0%	0%	100%
		4.46	50%	46.15%	3.85%	0%	0%	100%
	Total			50%	46.15%	3.85%	0%	0%
31. Our school ensures the effective use of financial resources.	Manvel Elementary School	Average Score	26.92%	46.15%	15.38%	0%	11.54%	100%
		3.65	26.92%	46.15%	15.38%	0%	11.54%	100%
	Total			26.92%	46.15%	15.38%	0%	11.54%
32. Our school ensures that instructional time is protected and interruptions are minimized.	Manvel Elementary School	Average Score	26.92%	57.69%	15.38%	0%	0%	100%
		4.12	26.92%	57.69%	15.38%	0%	0%	100%
	Total			26.92%	57.69%	15.38%	0%	0%
Total			38.89%	47.44%	11.54%	0.85%	1.28%	100%

Section: Using Results for Continuous Improvement

Question / Institution			Strongly Agree	Agree	Neutral	Total
			%	%	%	%
33. Our school ensures that all staff members monitor and report the achievement of school goals.	Manvel Elementary School	Average Score	36%	56%	8%	100%
		4.28	36%	56%	8%	100%
	Total			36%	56%	8%
34. My child is prepared for success in the next school year.	Manvel Elementary School	Average Score	44%	52%	4%	100%
		4.4	44%	52%	4%	100%
	Total			44%	52%	4%
35. My child has administrators and teachers that monitor and inform me of his/her learning progress.	Manvel Elementary School	Average Score	48%	44%	8%	100%
		4.4	48%	44%	8%	100%
	Total			48%	44%	8%

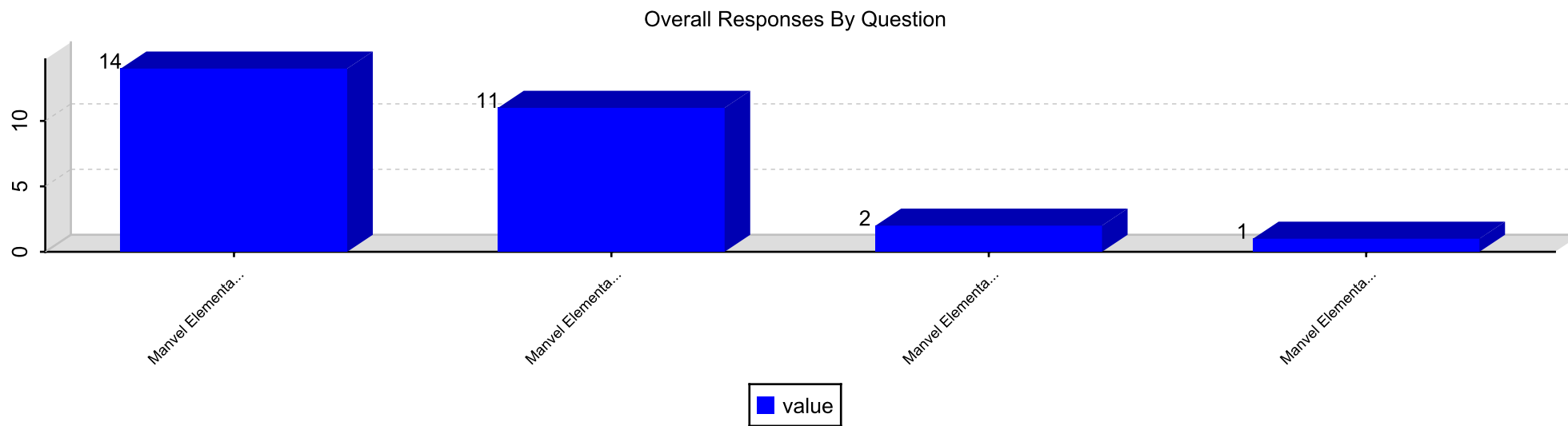
Question / Institution	Strongly Agree	Agree	Neutral	Total
	%	%	%	%
Total	42.67%	50.67%	6.67%	100%

Responses By Section and Question

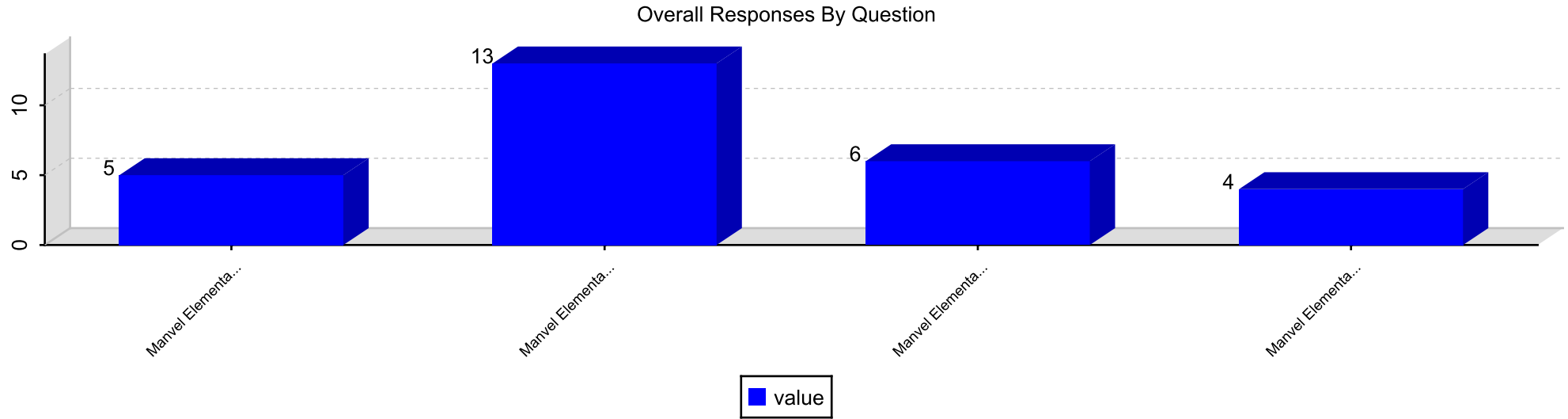
Section: Purpose and Direction

Responses By Question

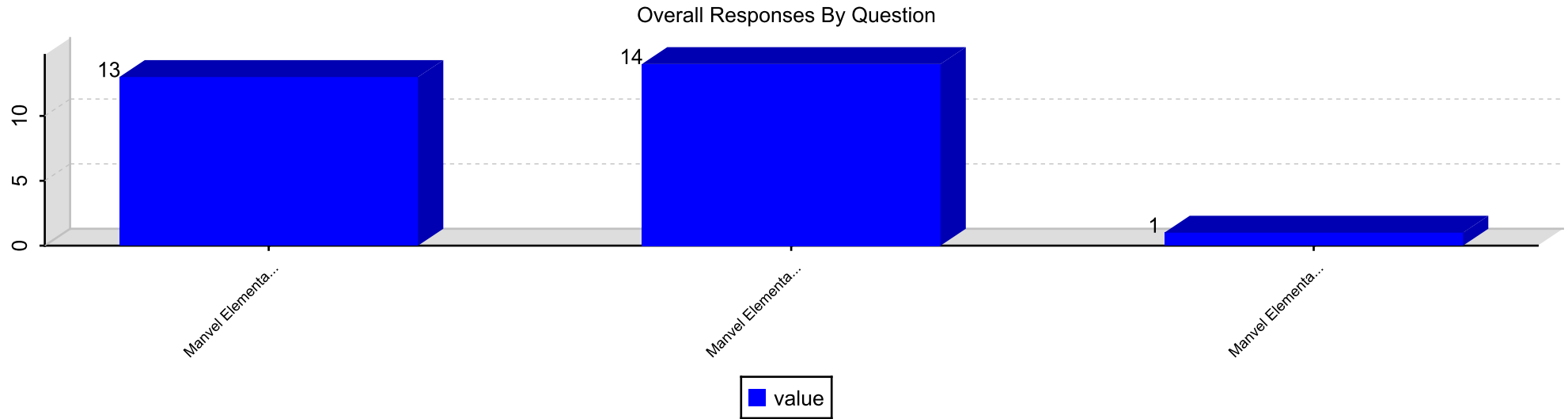
Question 1. Our school's purpose statement is clearly focused on student success.



Question 2. Our school's purpose statement is formally reviewed and revised with involvement from parents.



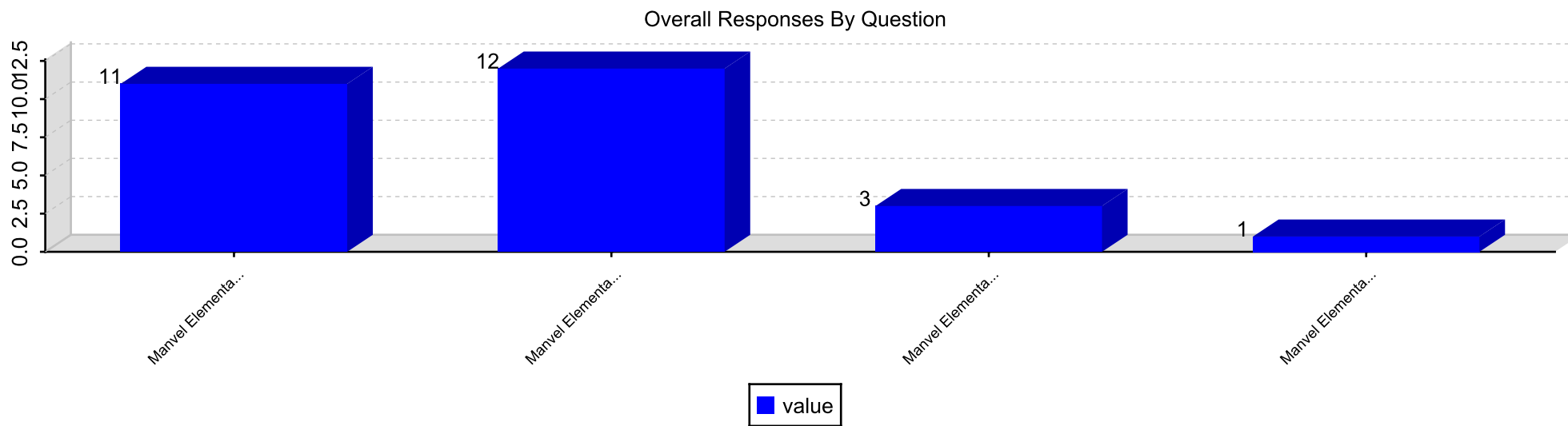
Question 3. Our school has established goals and a plan for improving student learning.



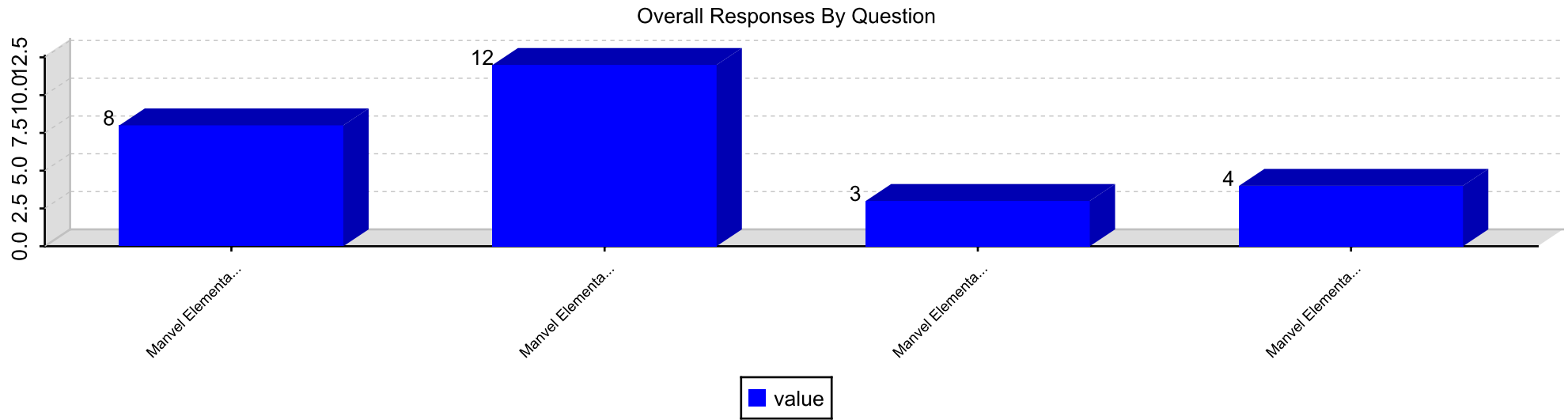
Section: Governance and Leadership

Responses By Question

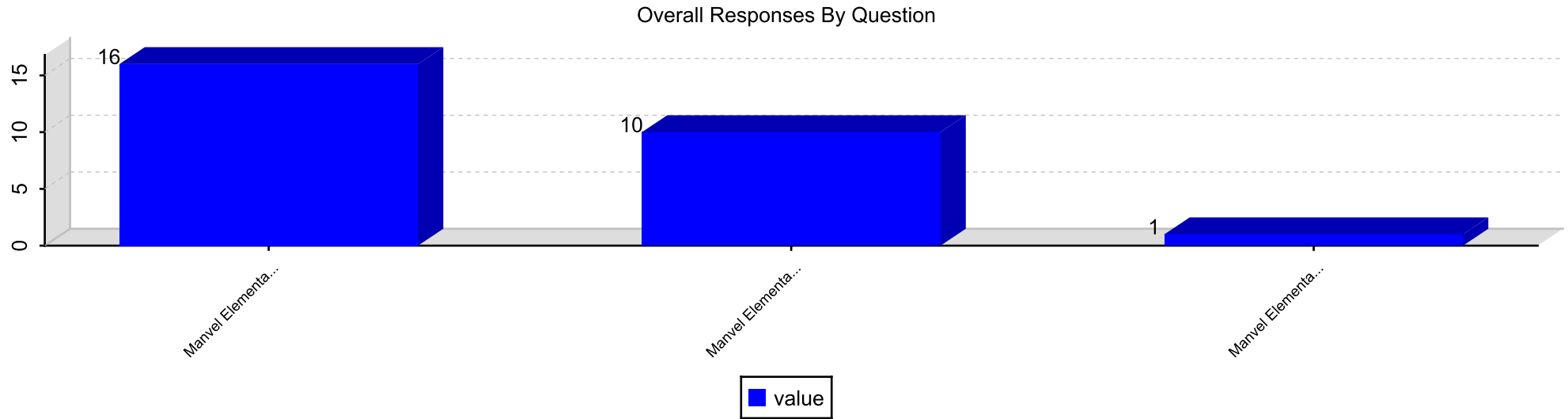
Question 4. Our school's governing body operates responsibly and functions effectively.



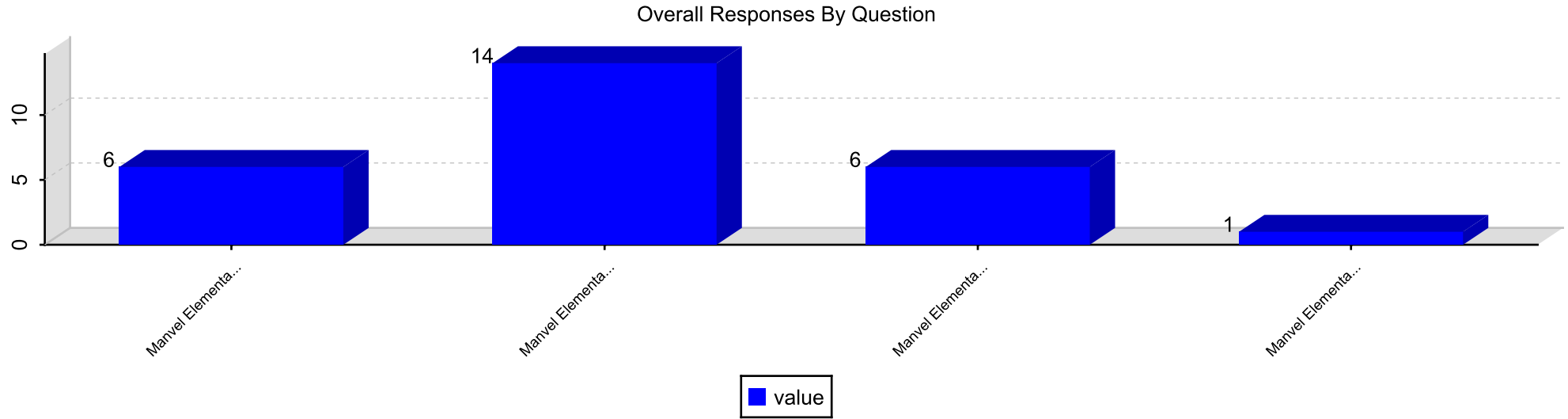
Question 5. Our school's governing body does not interfere with the operation or leadership of our school.



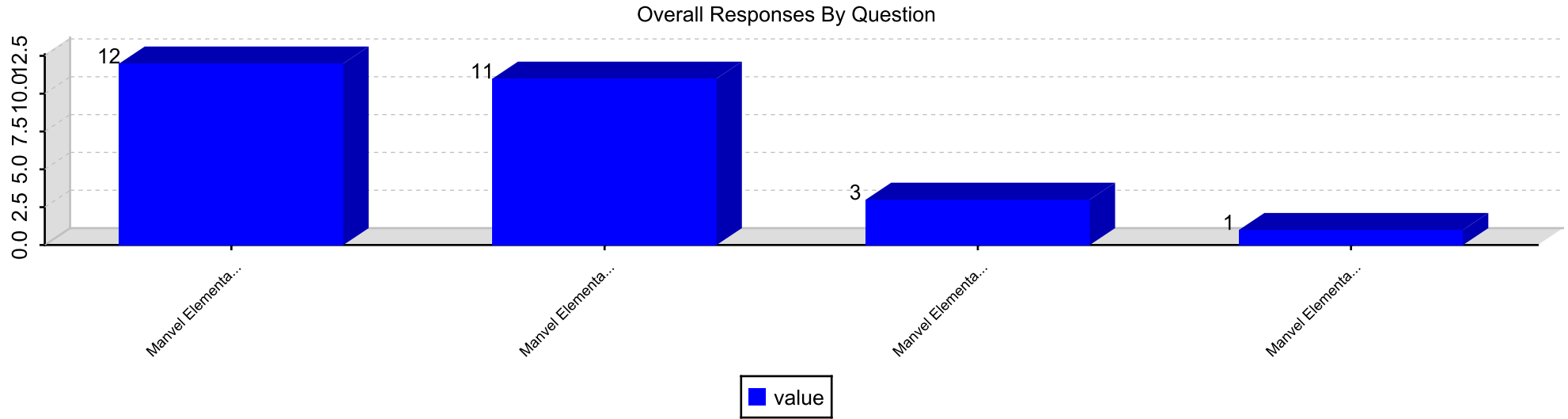
Question 6. Our school has high expectations for students in all classes.



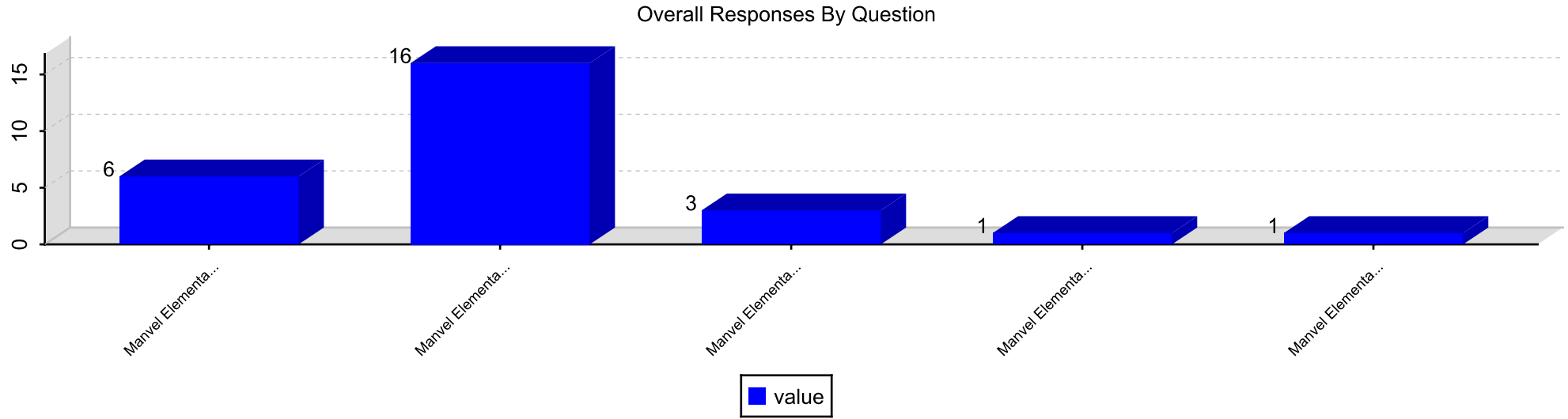
Question 7. Our school shares responsibility for student learning with its stakeholders.



Question 8. Our school communicates effectively about the school's goals and activities.



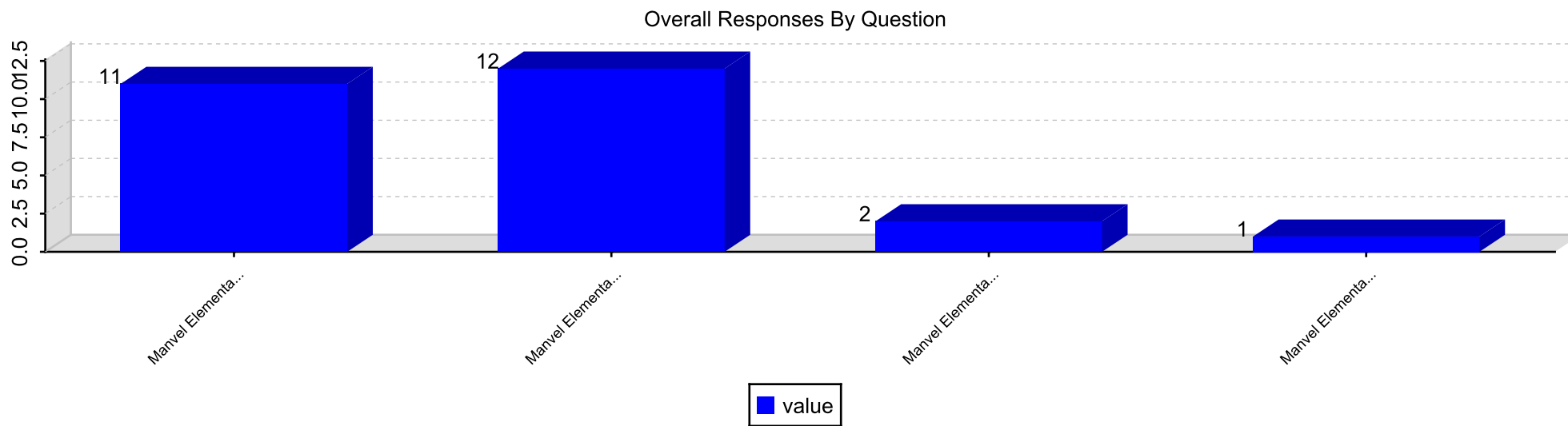
Question 9. Our school provides opportunities for stakeholders to be involved in the school.



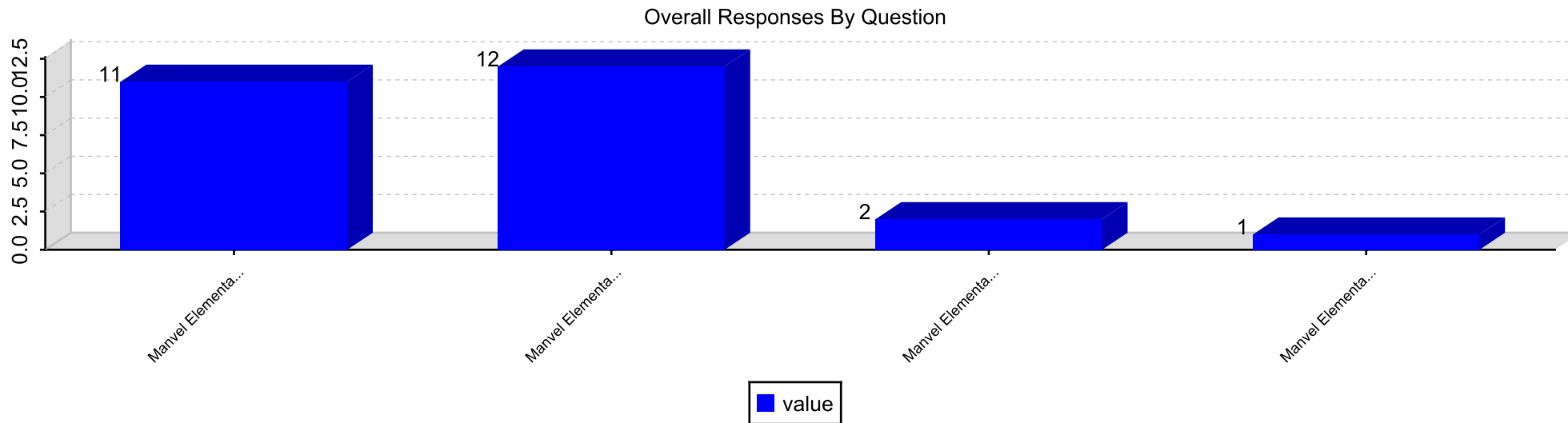
Section: Teaching and Assessing for Learning

Responses By Question

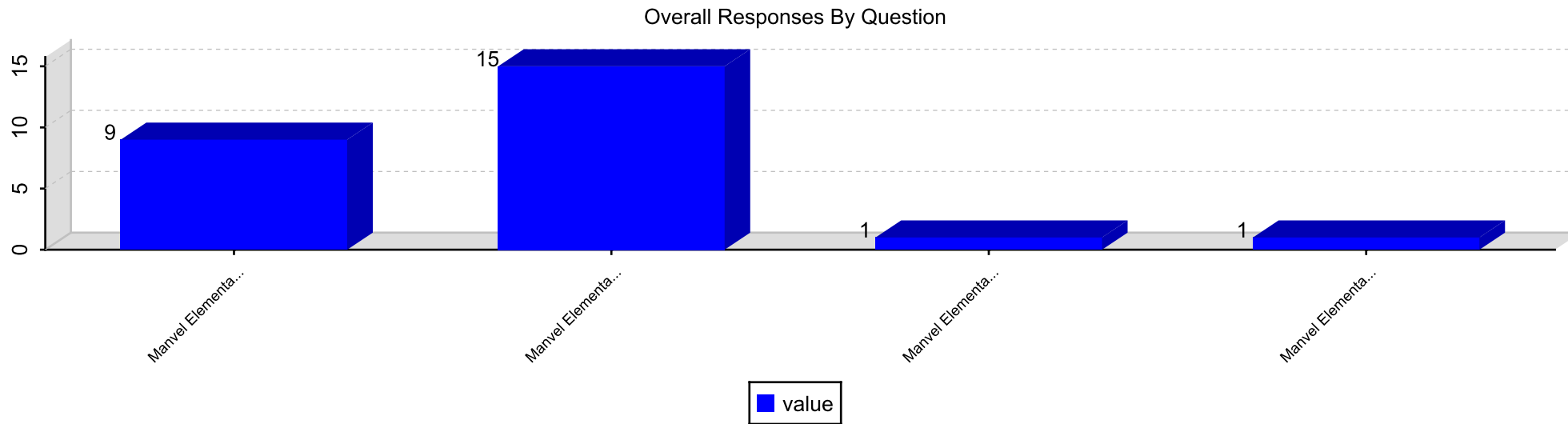
Question 10. All of my child's teachers provide an equitable curriculum that meets his/her learning needs.



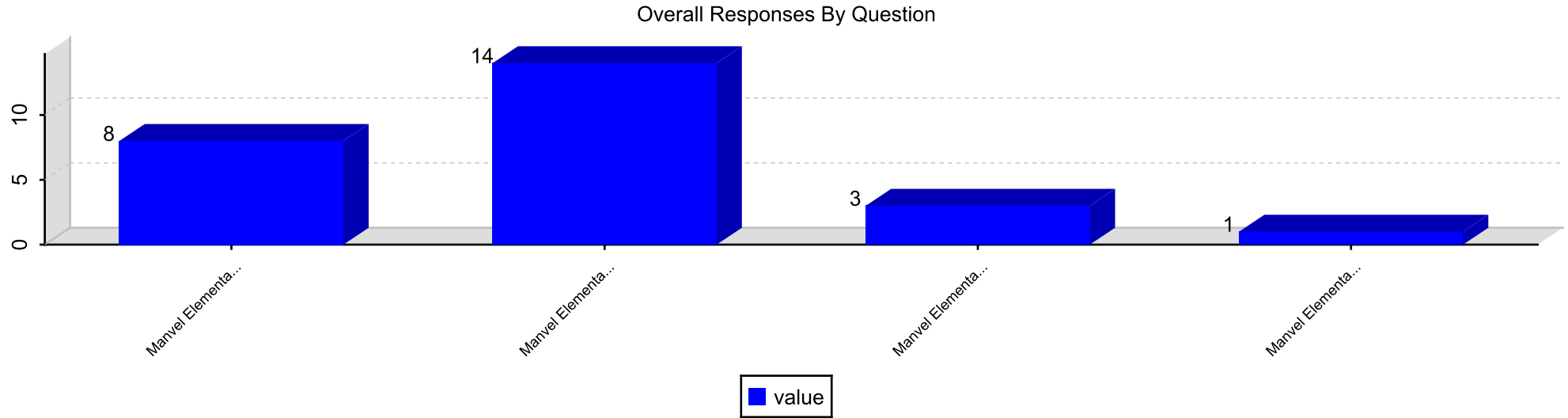
Question 11. All of my child's teachers give work that challenges my child.



Question 12. All of my child's teachers use a variety of teaching strategies and learning activities.

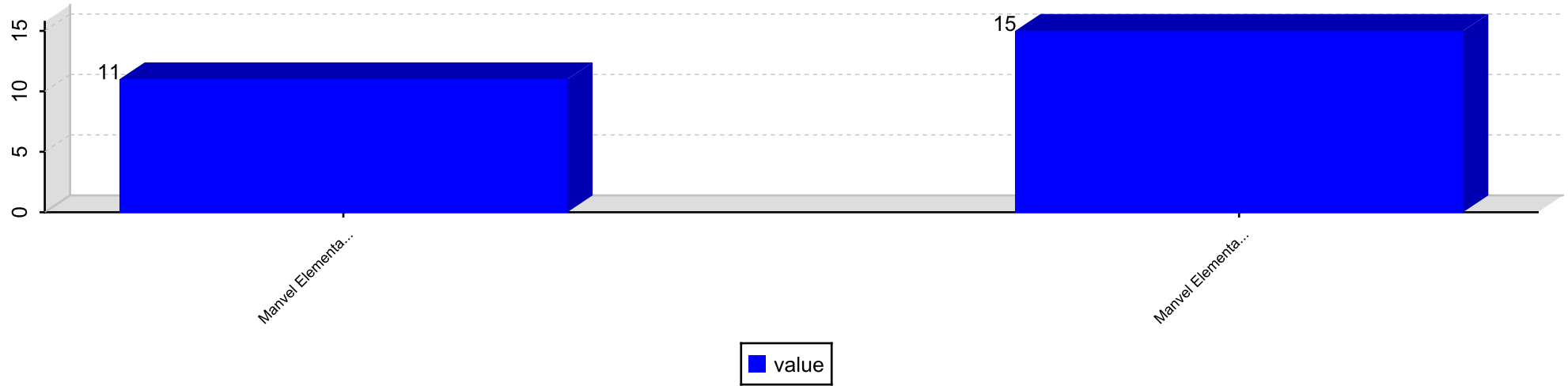


Question 13. All of my child's teachers meet his/her learning needs by individualizing instruction.



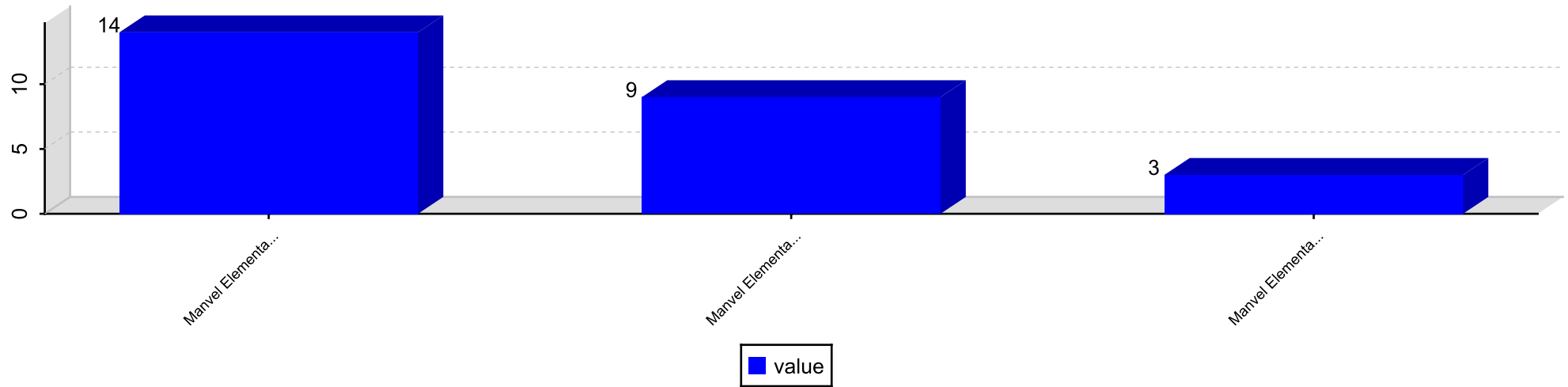
Question 14. All of my child's teachers work as a team to help my child learn.

Overall Responses By Question

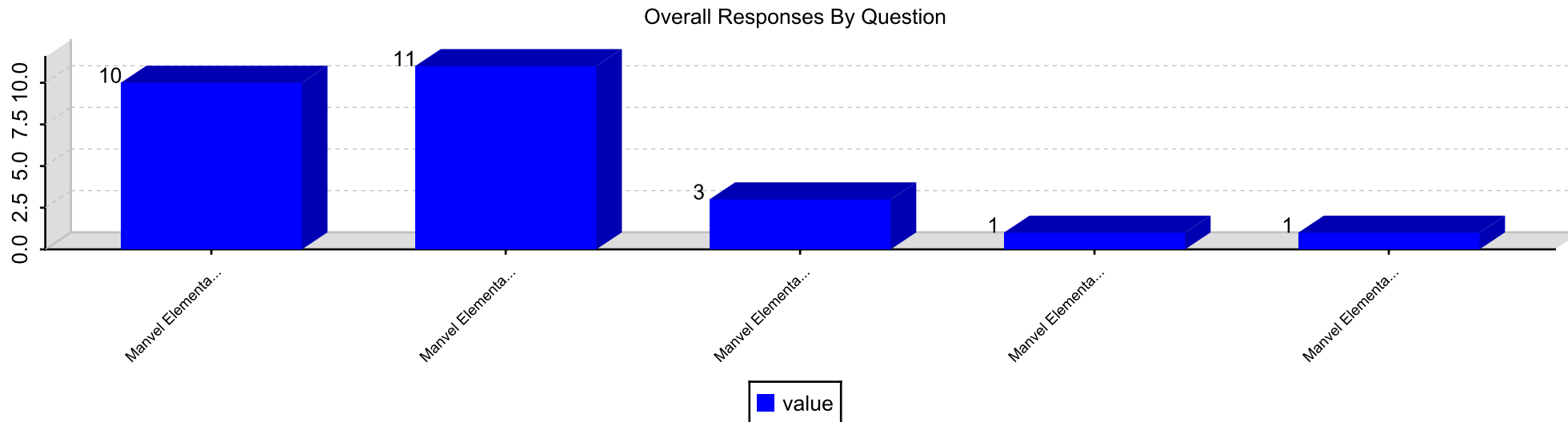


Question 15. All of my child's teachers help me to understand my child's progress.

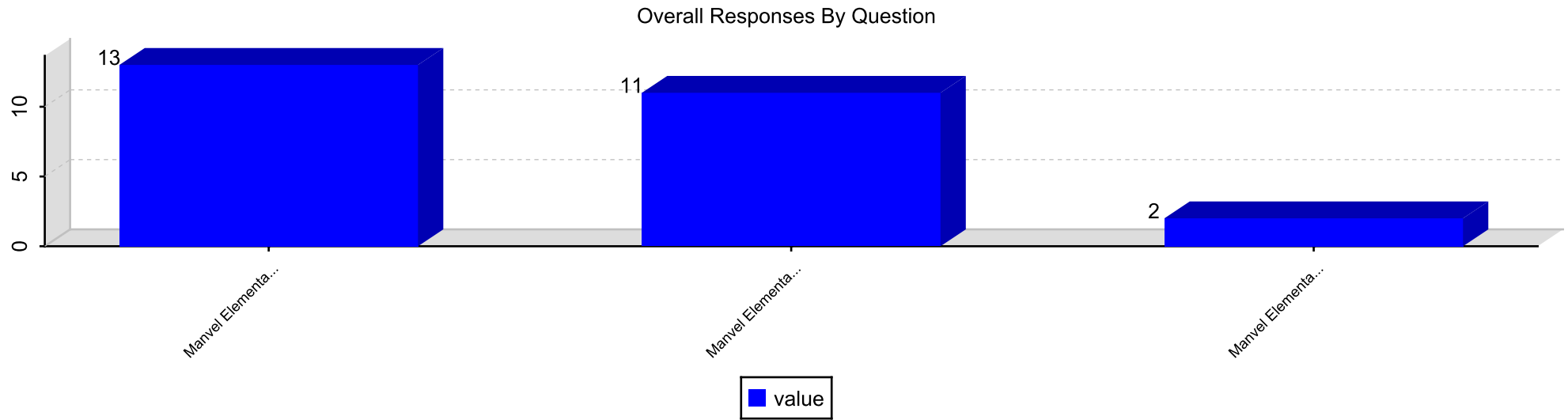
Overall Responses By Question



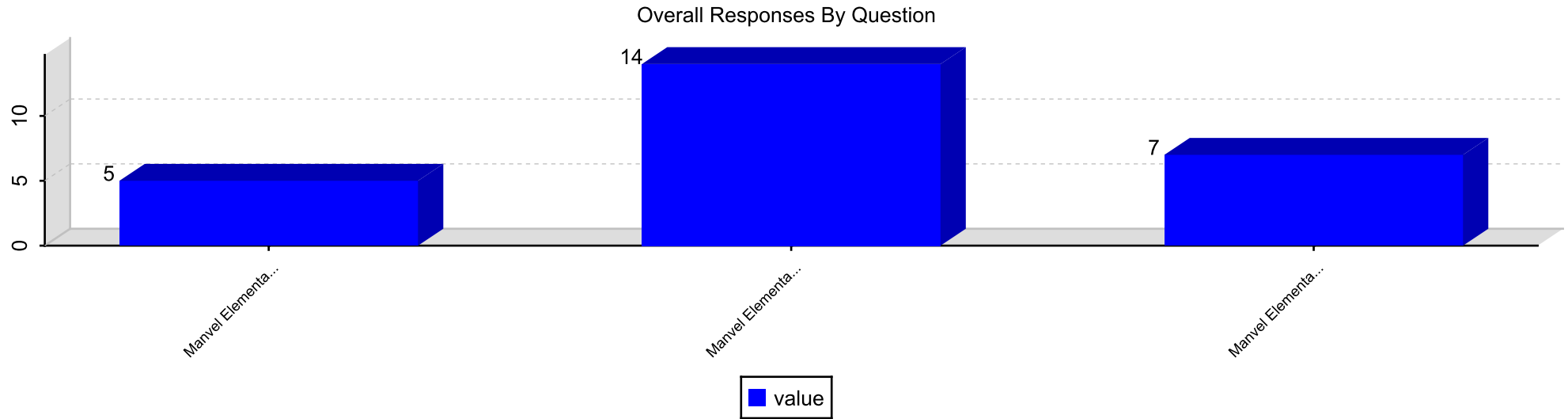
Question 16. All of my child's teachers keep me informed regularly of how my child is being graded.



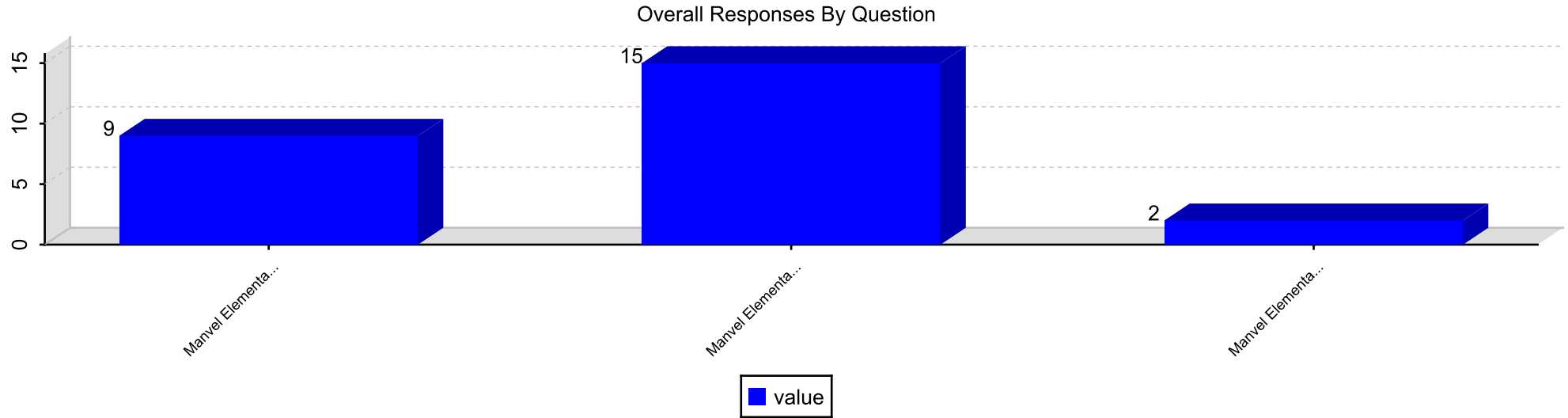
Question 17. All of my child's teachers report on my child's progress in easy to understand language.



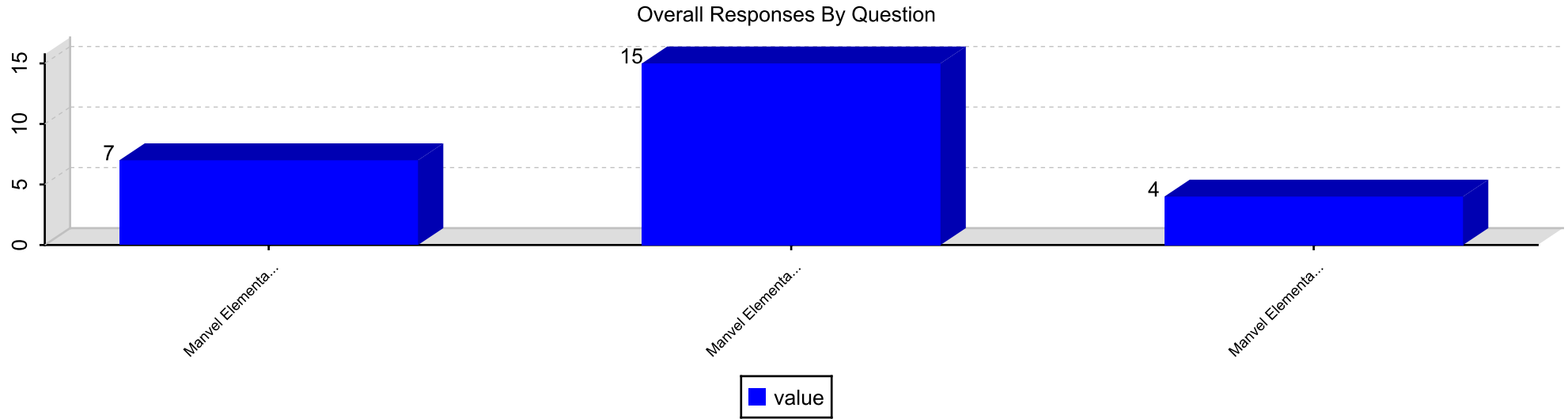
Question 18. My child sees a relationship between what is being taught and his/her everyday life.



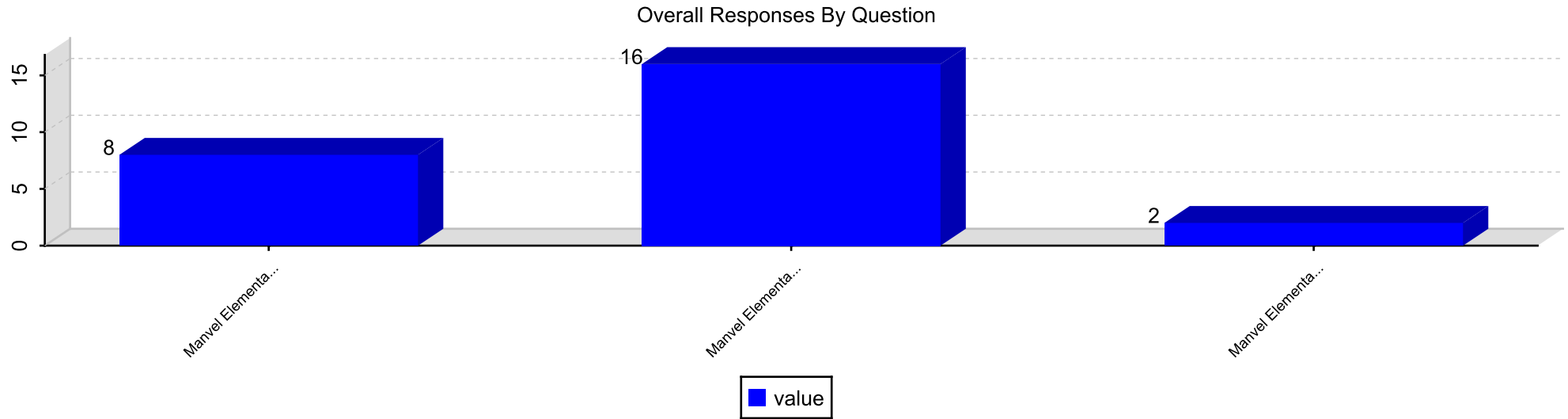
Question 19. My child knows the expectations for learning in all classes.



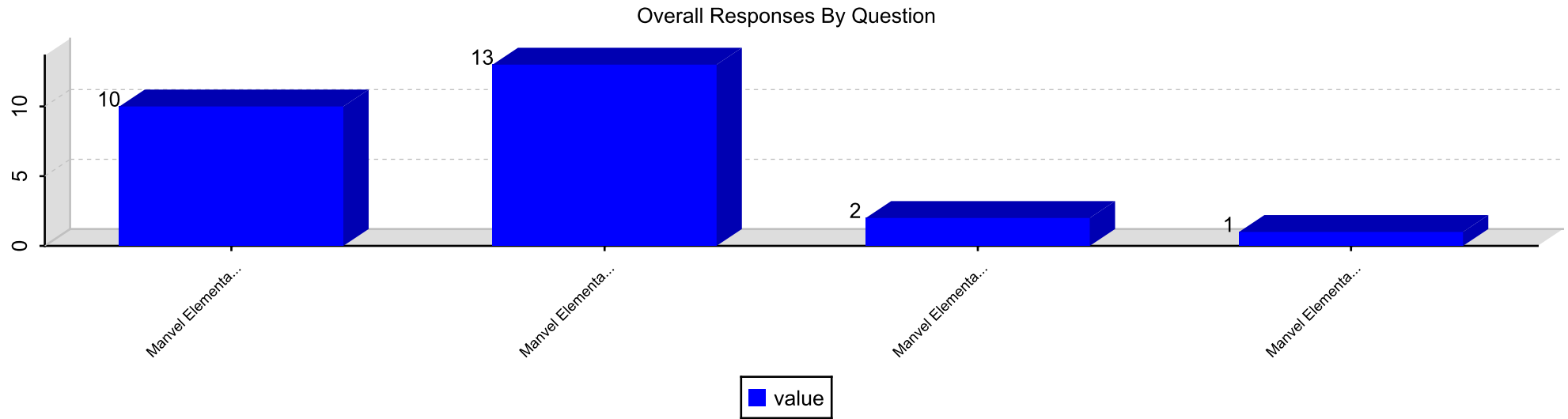
Question 20. My child has at least one adult advocate in the school.



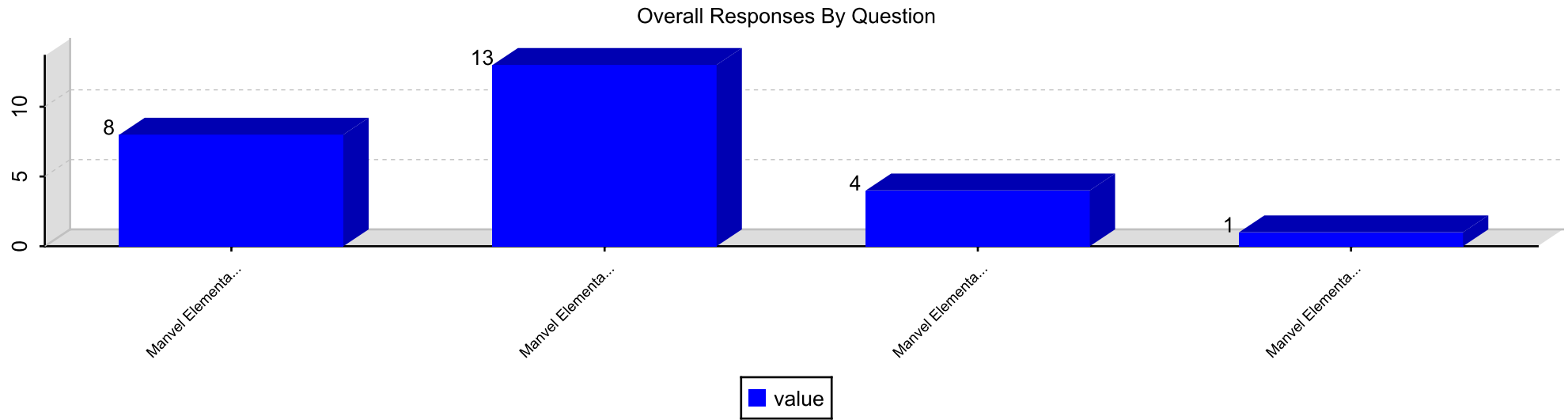
Question 21. My child is given multiple assessments to measure his/her understanding of what was taught.



Question 22. My child has up-to-date computers and other technology to learn.



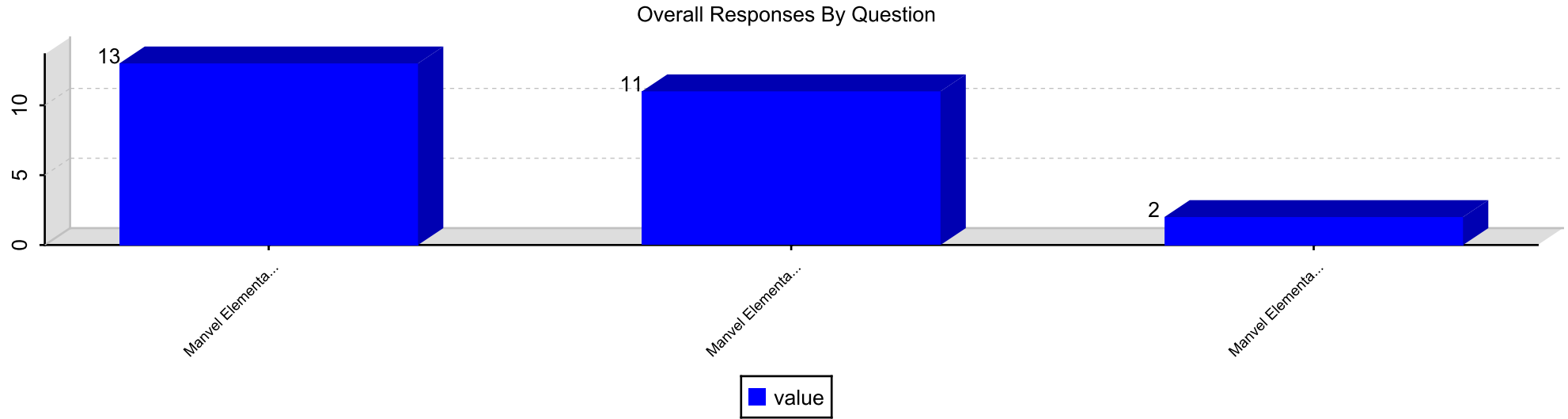
Question 23. My child has access to support services based on his/her identified needs.



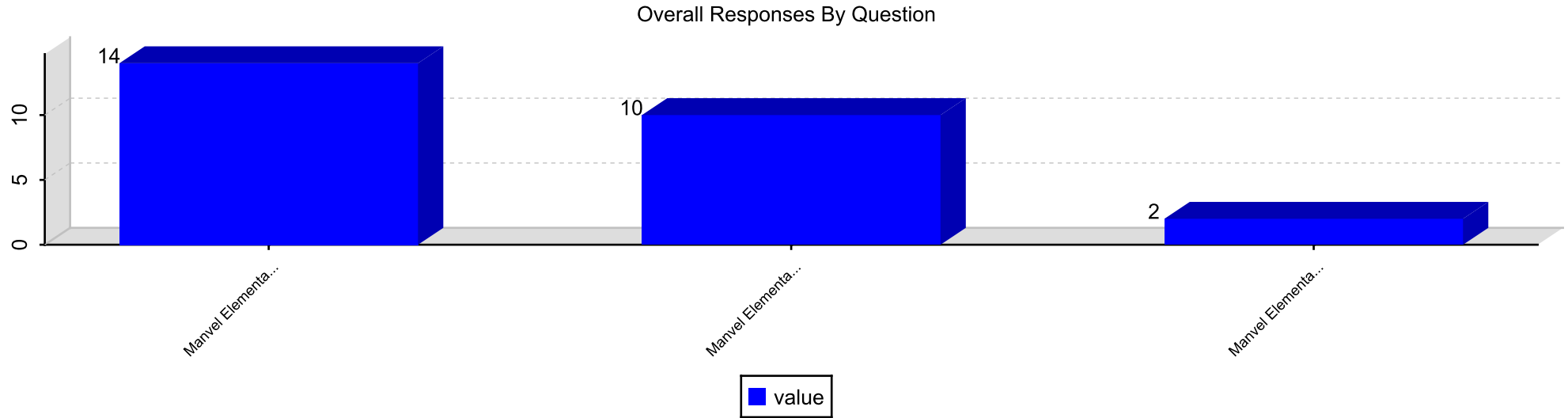
Section: Resources and Support Systems

Responses By Question

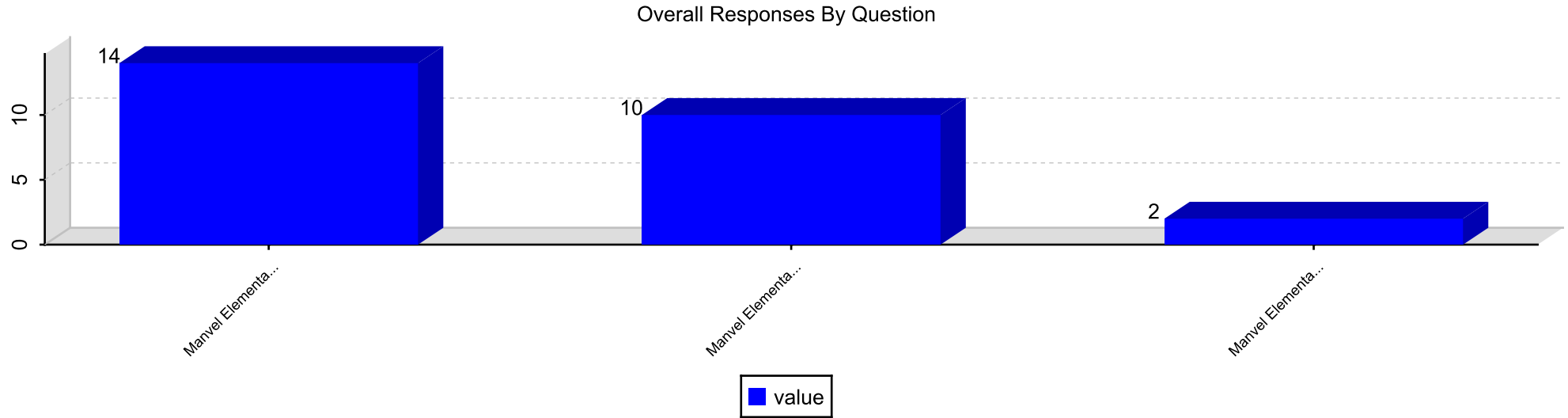
Question 24. Our school provides qualified staff members to support student learning.



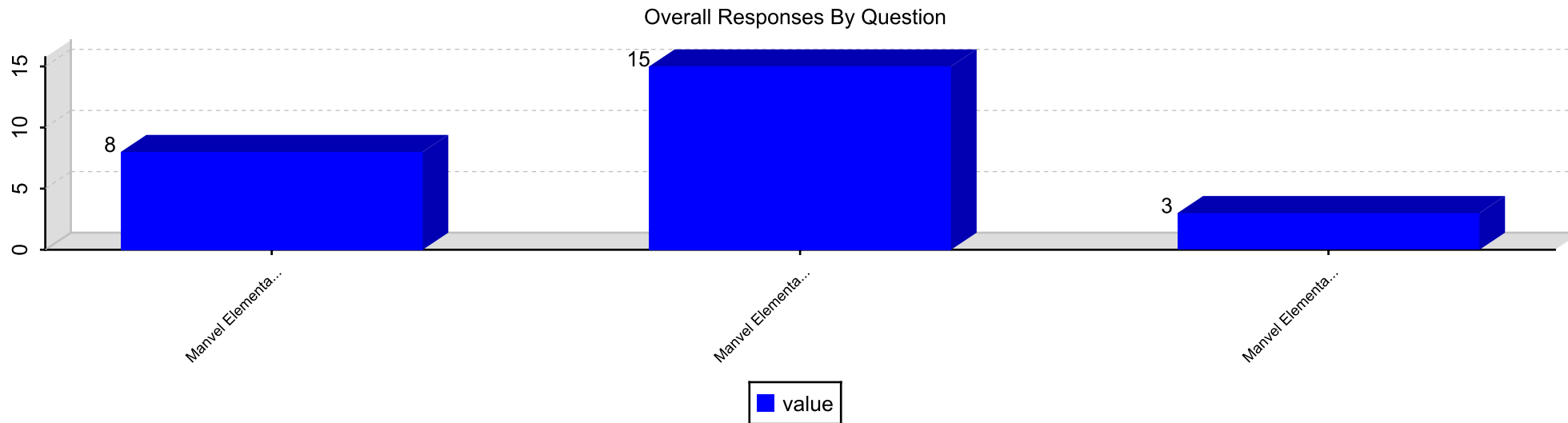
Question 25. Our school provides an adequate supply of learning resources that are current and in good condition.



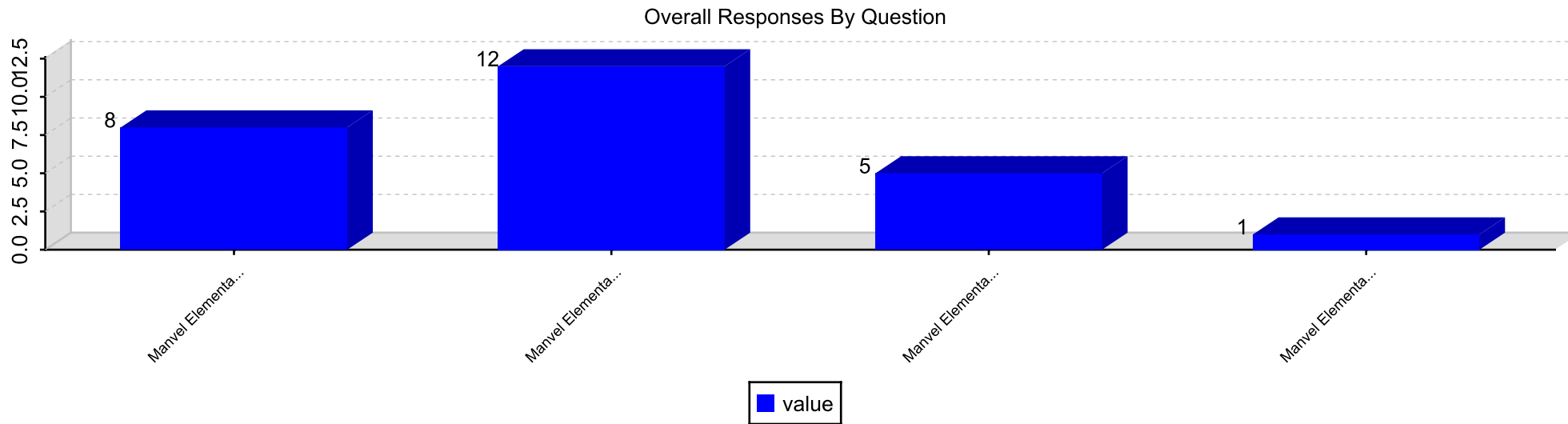
Question 26. Our school provides a safe learning environment.



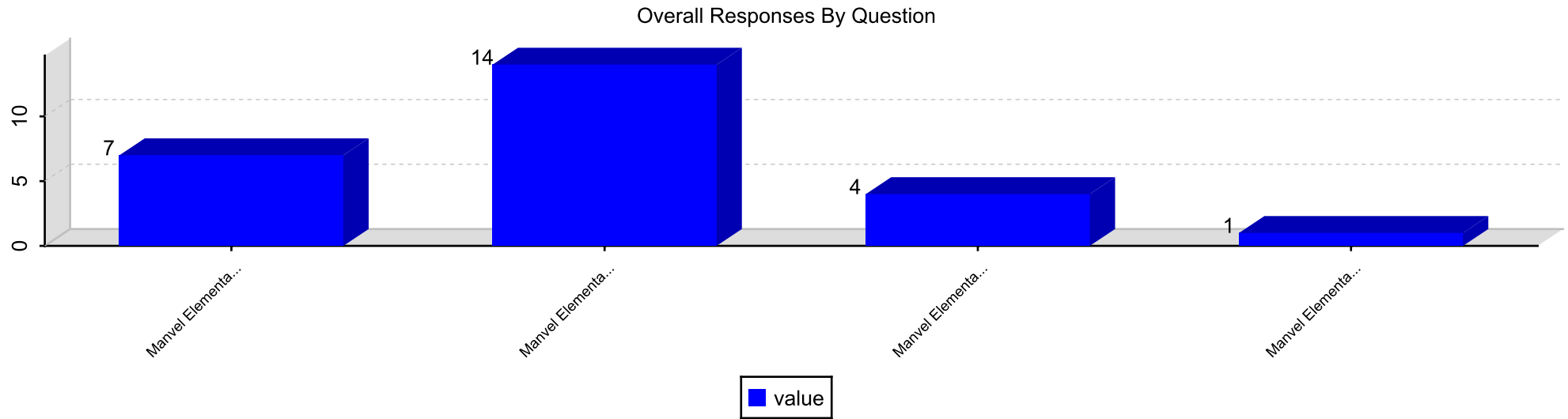
Question 27. Our school provides students with access to a variety of information resources to support their learning.



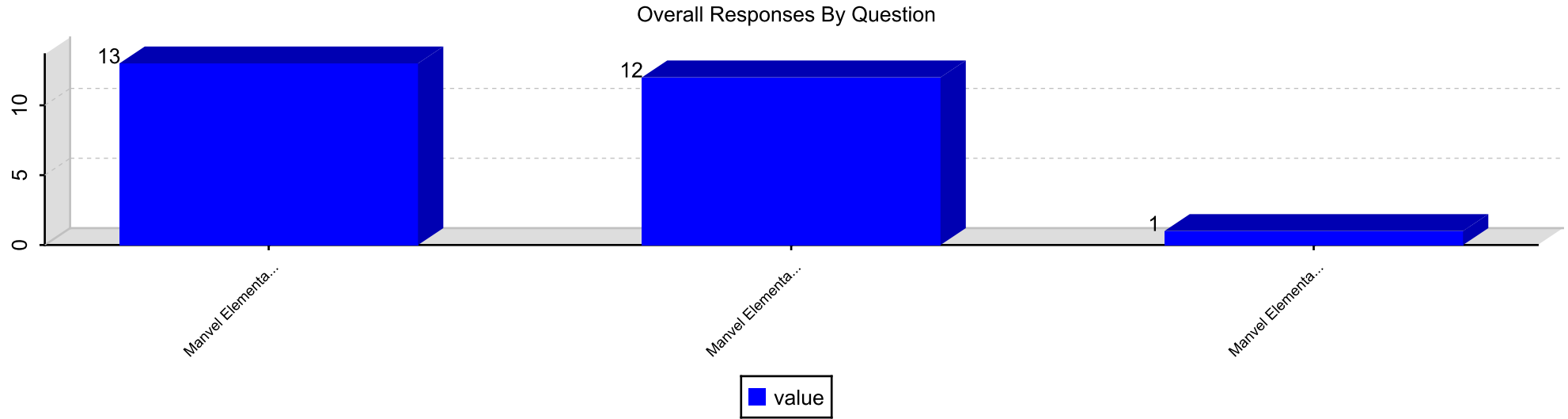
Question 28. Our school provides excellent support services (e.g., counseling, and/or career planning).



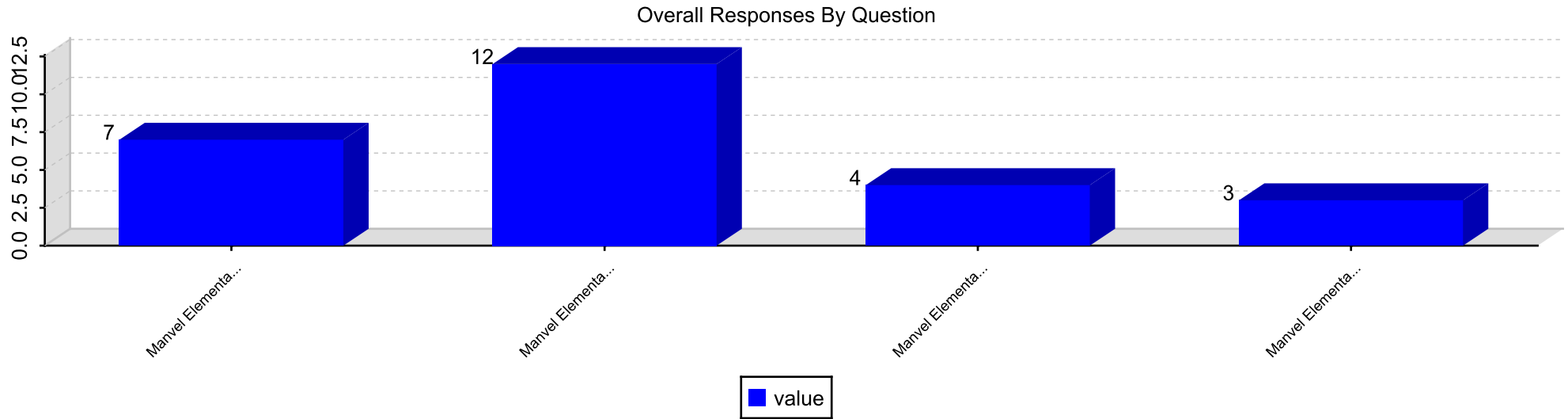
Question 29. Our school provides opportunities for students to participate in activities that interest them.



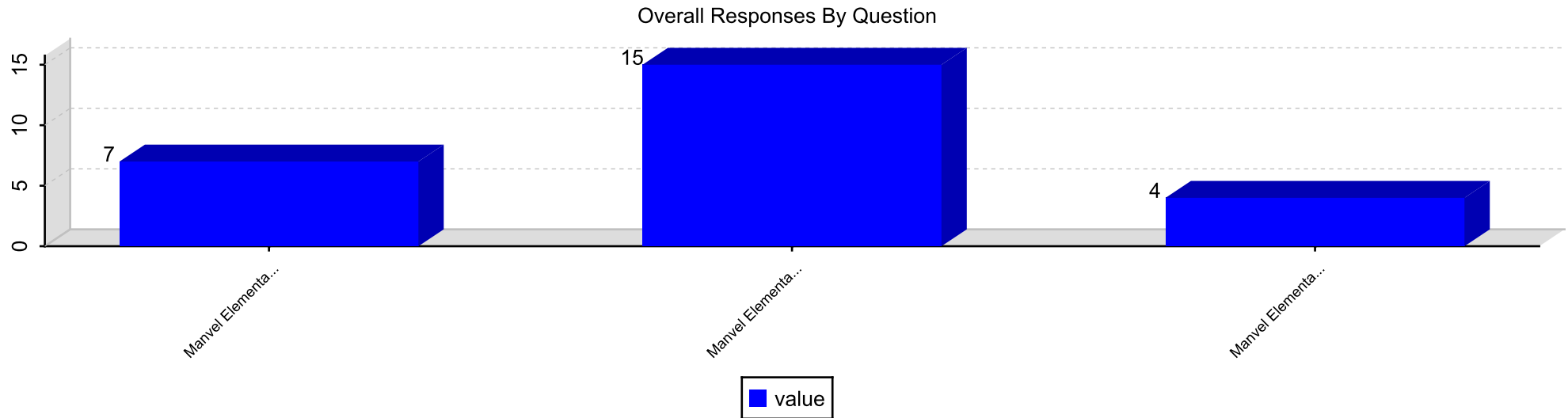
Question 30. Our school ensures that the facilities support student learning.



Question 31. Our school ensures the effective use of financial resources.



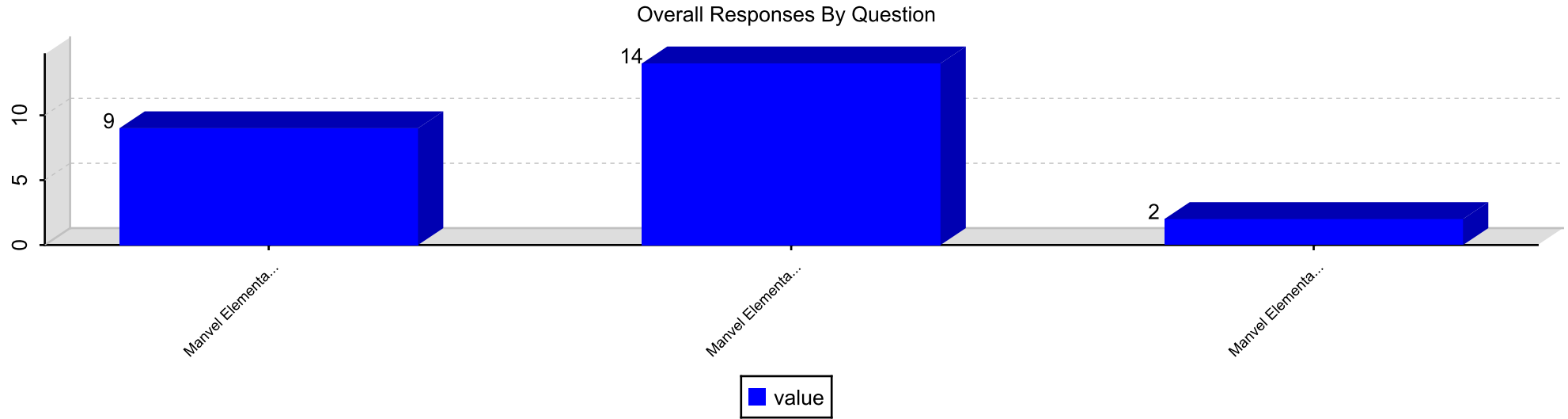
Question 32. Our school ensures that instructional time is protected and interruptions are minimized.



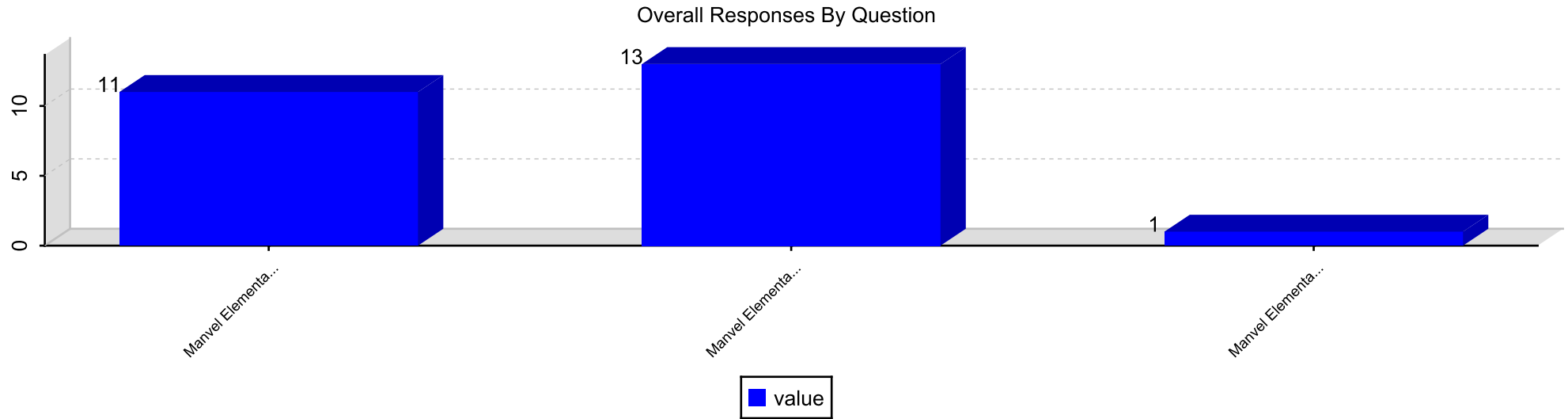
Section: Using Results for Continuous Improvement

Responses By Question

Question 33. Our school ensures that all staff members monitor and report the achievement of school goals.



Question 34. My child is prepared for success in the next school year.



Question 35. My child has administrators and teachers that monitor and inform me of his/her learning progress.

