

## Survey Response Counts

### Section: Purpose and Direction

Question / Institution			Strongly Agree	Agree	Neutral	Disagree	Not Applicable	Total
			%	%	%	%	%	%
1. In my school, programs and services are available to help me succeed.	Manvel Elementary School	Average Score	45.24%	40.48%	11.9%	2.38%	0%	100%
		4.29	45.24%	40.48%	11.9%	2.38%	0%	100%
	Total			45.24%	40.48%	11.9%	2.38%	0%
2. In my school, the purpose and expectations are clearly explained to me and my family.	Manvel Elementary School	Average Score	35.71%	57.14%	2.38%	4.76%	0%	100%
		4.24	35.71%	57.14%	2.38%	4.76%	0%	100%
	Total			35.71%	57.14%	2.38%	4.76%	0%
3. In my school, a high quality education is offered.	Manvel Elementary School	Average Score	45.24%	50%	4.76%	0%	0%	100%
		4.4	45.24%	50%	4.76%	0%	0%	100%
	Total			45.24%	50%	4.76%	0%	0%
4. In my school, all students are treated with respect.	Manvel Elementary School	Average Score	21.43%	52.38%	21.43%	2.38%	2.38%	100%
		3.86	21.43%	52.38%	21.43%	2.38%	2.38%	100%
	Total			21.43%	52.38%	21.43%	2.38%	2.38%
5. In my school, teachers work together to improve student learning.	Manvel Elementary School	Average Score	50%	35.71%	11.9%	2.38%	0%	100%
		4.33	50%	35.71%	11.9%	2.38%	0%	100%
	Total			50%	35.71%	11.9%	2.38%	0%
Total			39.52%	47.14%	10.48%	2.38%	0.48%	100%

### Section: Governance and Leadership

Question / Institution			Strongly Agree	Agree	Neutral	Disagree	Strongly Disagree	Not Applicable	Total
			%	%	%	%	%	%	%
6. In my school, rules are applied equally to all students.	Manvel Elementary School	Average Score	30.95%	45.24%	14.29%	2.38%	4.76%	2.38%	100%
		3.88	30.95%	45.24%	14.29%	2.38%	4.76%	2.38%	100%
	Total	30.95%	45.24%	14.29%	2.38%	4.76%	2.38%	100%	
7. In my school, students treat adults with respect.	Manvel Elementary School	Average Score	14.29%	35.71%	42.86%	7.14%	0%	0%	100%
		3.57	14.29%	35.71%	42.86%	7.14%	0%	0%	100%
	Total	14.29%	35.71%	42.86%	7.14%	0%	0%	100%	
8. In my school, the principal and teachers have high expectations of me.	Manvel Elementary School	Average Score	66.67%	30.95%	0%	2.38%	0%	0%	100%
		4.62	66.67%	30.95%	0%	2.38%	0%	0%	100%
	Total	66.67%	30.95%	0%	2.38%	0%	0%	100%	
Total			37.3%	37.3%	19.05%	3.97%	1.59%	0.79%	100%

Section: Teaching and Assessing for Learning

Question / Institution			Strongly Agree	Agree	Neutral	Disagree	Strongly Disagree	Not Applicable	Total
			%	%	%	%	%	%	%
9. My school gives me multiple assessments to check my understanding of what was taught.	Manvel Elementary School	Average Score	31.71%	51.22%	14.63%	2.44%	0%	0%	100%
		4.12	31.71%	51.22%	14.63%	2.44%	0%	0%	100%
	Total	31.71%	51.22%	14.63%	2.44%	0%	0%	100%	
10. My school provides me with challenging curriculum and learning experiences.	Manvel Elementary School	Average Score	36.59%	51.22%	9.76%	0%	0%	2.44%	100%
		4.17	36.59%	51.22%	9.76%	0%	0%	2.44%	100%
	Total	36.59%	51.22%	9.76%	0%	0%	2.44%	100%	
11. My school prepares me to deal with issues I may face in the future.	Manvel Elementary School	Average Score	36.59%	48.78%	12.2%	2.44%	0%	0%	100%
		4.2	36.59%	48.78%	12.2%	2.44%	0%	0%	100%
	Total	36.59%	48.78%	12.2%	2.44%	0%	0%	100%	
12. My school motivates me to learn new things.	Manvel Elementary School	Average Score	31.71%	48.78%	12.2%	2.44%	2.44%	2.44%	100%
		3.98	31.71%	48.78%	12.2%	2.44%	2.44%	2.44%	100%
	Total	31.71%	48.78%	12.2%	2.44%	2.44%	2.44%	100%	

Question / Institution		Strongly Agree	Agree	Neutral	Disagree	Strongly Disagree	Not Applicable	Total	
									%
13. My school offers opportunities for my family to become involved in school activities and my learning.	Manvel Elementary School	Average Score	31.71%	48.78%	12.2%	7.32%	0%	0%	100%
		4.05	31.71%	48.78%	12.2%	7.32%	0%	0%	100%
	Total	31.71%	48.78%	12.2%	7.32%	0%	0%	100%	
14. My school makes sure there is at least one adult who knows me well and shows interest in my education and future.	Manvel Elementary School	Average Score	36.59%	31.71%	24.39%	7.32%	0%	0%	100%
		3.98	36.59%	31.71%	24.39%	7.32%	0%	0%	100%
	Total	36.59%	31.71%	24.39%	7.32%	0%	0%	100%	
15. My school provides learning services for me according to my needs.	Manvel Elementary School	Average Score	31.71%	56.1%	12.2%	0%	0%	0%	100%
		4.2	31.71%	56.1%	12.2%	0%	0%	0%	100%
	Total	31.71%	56.1%	12.2%	0%	0%	0%	100%	
16. All of my teachers use a variety of teaching methods and learning activities to help me develop the skills I will need to succeed.	Manvel Elementary School	Average Score	41.46%	46.34%	9.76%	0%	2.44%	0%	100%
		4.24	41.46%	46.34%	9.76%	0%	2.44%	0%	100%
	Total	41.46%	46.34%	9.76%	0%	2.44%	0%	100%	
17. All of my teachers change their teaching to meet my learning needs.	Manvel Elementary School	Average Score	12.2%	53.66%	24.39%	7.32%	2.44%	0%	100%
		3.66	12.2%	53.66%	24.39%	7.32%	2.44%	0%	100%
	Total	12.2%	53.66%	24.39%	7.32%	2.44%	0%	100%	
18. All of my teachers explain their expectations for learning and behavior so I can be successful.	Manvel Elementary School	Average Score	29.27%	60.98%	7.32%	2.44%	0%	0%	100%
		4.17	29.27%	60.98%	7.32%	2.44%	0%	0%	100%
	Total	29.27%	60.98%	7.32%	2.44%	0%	0%	100%	
19. All of my teachers use tests, projects, presentations, and portfolios to check my understanding of what was taught.	Manvel Elementary School	Average Score	46.34%	39.02%	9.76%	4.88%	0%	0%	100%
		4.27	46.34%	39.02%	9.76%	4.88%	0%	0%	100%
	Total	46.34%	39.02%	9.76%	4.88%	0%	0%	100%	
20. All of my teachers provide me with information about my learning and grades.	Manvel Elementary School	Average Score	43.9%	48.78%	4.88%	2.44%	0%	0%	100%
		4.34	43.9%	48.78%	4.88%	2.44%	0%	0%	100%
	Total	43.9%	48.78%	4.88%	2.44%	0%	0%	100%	

Question / Institution			Strongly Agree	Agree	Neutral	Disagree	Strongly Disagree	Not Applicable	Total
			%	%	%	%	%	%	%
21. All of my teachers keep my family informed of my academic progress.	Manvel Elementary School	Average Score	29.27%	51.22%	9.76%	2.44%	7.32%	0%	100%
		3.93	29.27%	51.22%	9.76%	2.44%	7.32%	0%	100%
	Total			29.27%	51.22%	9.76%	2.44%	7.32%	0%
22. All of my teachers fairly grade and evaluate my work.	Manvel Elementary School	Average Score	43.9%	43.9%	12.2%	0%	0%	0%	100%
		4.32	43.9%	43.9%	12.2%	0%	0%	0%	100%
	Total			43.9%	43.9%	12.2%	0%	0%	0%
Total			34.49%	48.61%	12.54%	2.96%	1.05%	0.35%	100%

Section: Resources and Support Systems

Question / Institution			Strongly Agree	Agree	Neutral	Disagree	Strongly Disagree	Not Applicable	Total
			%	%	%	%	%	%	%
23. In my school, the building and grounds are safe, clean, and provide a healthy place for learning.	Manvel Elementary School	Average Score	53.66%	36.59%	7.32%	2.44%	0%	0%	100%
		4.41	53.66%	36.59%	7.32%	2.44%	0%	0%	100%
	Total			53.66%	36.59%	7.32%	2.44%	0%	0%
24. In my school, students respect the property of others.	Manvel Elementary School	Average Score	14.63%	48.78%	24.39%	7.32%	0%	4.88%	100%
		3.56	14.63%	48.78%	24.39%	7.32%	0%	4.88%	100%
	Total			14.63%	48.78%	24.39%	7.32%	0%	4.88%
25. In my school, a variety of resources are available to help me succeed (e.g., teaching staff, technology, media center).	Manvel Elementary School	Average Score	43.9%	51.22%	2.44%	2.44%	0%	0%	100%
		4.37	43.9%	51.22%	2.44%	2.44%	0%	0%	100%
	Total			43.9%	51.22%	2.44%	2.44%	0%	0%
26. In my school, computers are up-to-date and used by teachers to help me learn.	Manvel Elementary School	Average Score	56.1%	36.59%	4.88%	2.44%	0%	0%	100%
		4.46	56.1%	36.59%	4.88%	2.44%	0%	0%	100%
	Total			56.1%	36.59%	4.88%	2.44%	0%	0%

Question / Institution			Strongly Agree	Agree	Neutral	Disagree	Strongly Disagree	Not Applicable	Total
			%	%	%	%	%	%	%
27. In my school, students help each other even if they are not friends.	Manvel Elementary School	Average Score	12.2%	36.59%	34.15%	4.88%	12.2%	0%	100%
		3.32	12.2%	36.59%	34.15%	4.88%	12.2%	0%	100%
	Total			12.2%	36.59%	34.15%	4.88%	12.2%	0%
28. In my school, I can participate in activities that interest me.	Manvel Elementary School	Average Score	29.27%	39.02%	24.39%	7.32%	0%	0%	100%
		3.9	29.27%	39.02%	24.39%	7.32%	0%	0%	100%
	Total			29.27%	39.02%	24.39%	7.32%	0%	0%
29. In my school, I have access to counseling, career planning, and other programs to help me in school.	Manvel Elementary School	Average Score	34.15%	48.78%	14.63%	2.44%	0%	0%	100%
		4.15	34.15%	48.78%	14.63%	2.44%	0%	0%	100%
	Total			34.15%	48.78%	14.63%	2.44%	0%	0%
Total			34.84%	42.51%	16.03%	4.18%	1.74%	0.7%	100%

Section: Using Results for Continuous Improvement

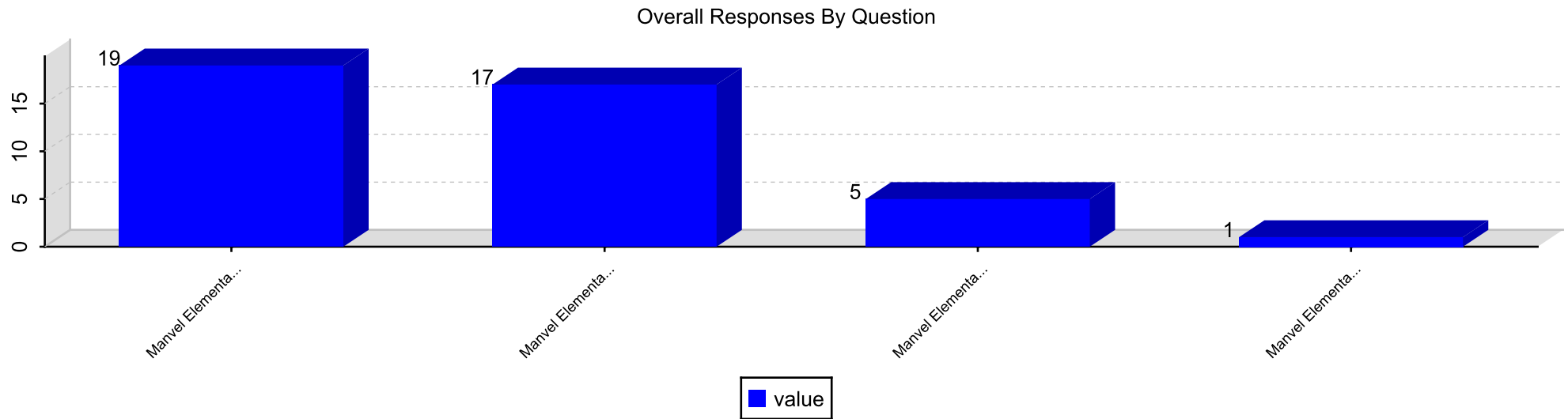
Question / Institution			Strongly Agree	Agree	Neutral	Disagree	Strongly Disagree	Total
			%	%	%	%	%	%
30. My school shares information about school success with my family and community members.	Manvel Elementary School	Average Score	34.15%	46.34%	14.63%	4.88%	0%	100%
		4.1	34.15%	46.34%	14.63%	4.88%	0%	100%
	Total			34.15%	46.34%	14.63%	4.88%	0%
31. My school considers students' opinions when planning ways to improve the school.	Manvel Elementary School	Average Score	24.39%	48.78%	21.95%	2.44%	2.44%	100%
		3.9	24.39%	48.78%	21.95%	2.44%	2.44%	100%
	Total			24.39%	48.78%	21.95%	2.44%	2.44%
32. My school prepares me for success in the next school year.	Manvel Elementary School	Average Score	53.66%	39.02%	7.32%	0%	0%	100%
		4.46	53.66%	39.02%	7.32%	0%	0%	100%
	Total			53.66%	39.02%	7.32%	0%	0%
Total			37.4%	44.72%	14.63%	2.44%	0.81%	100%

Responses By Section and Question

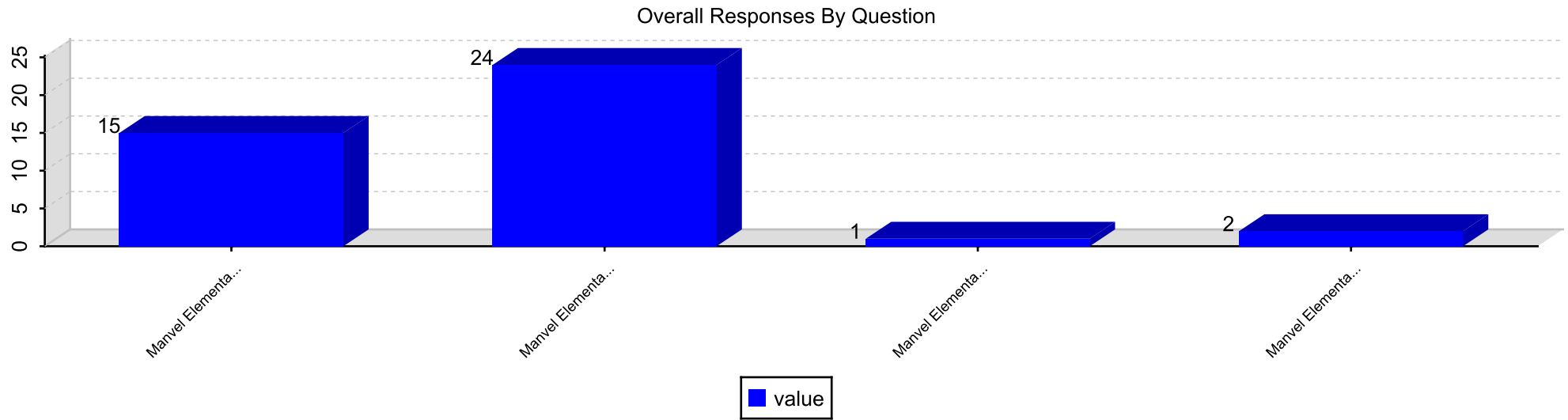
Section: Purpose and Direction

Responses By Question

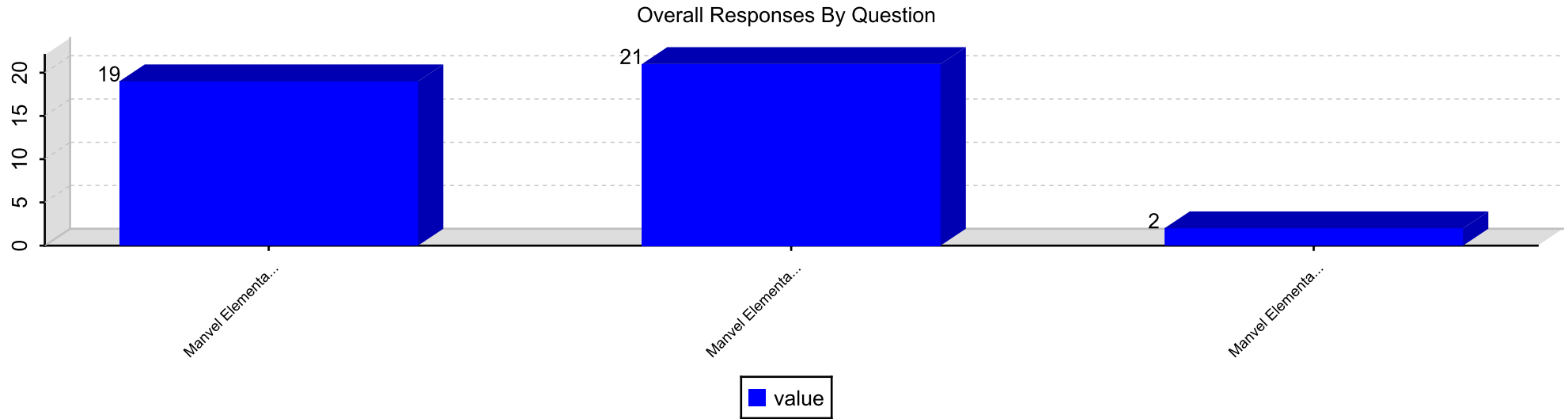
Question 1. In my school, programs and services are available to help me succeed.



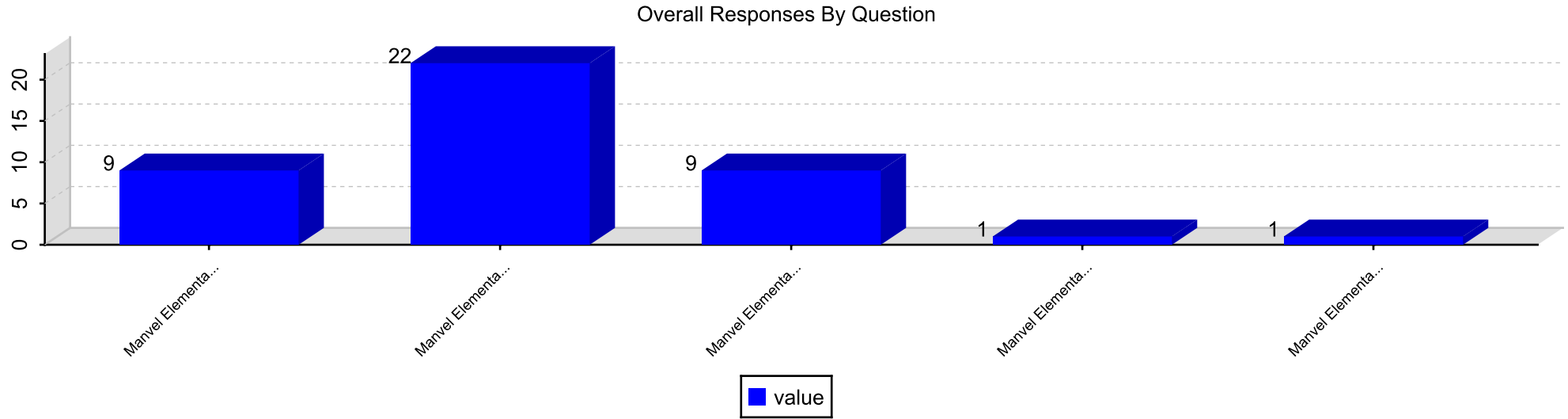
Question 2. In my school, the purpose and expectations are clearly explained to me and my family.



Question 3. In my school, a high quality education is offered.

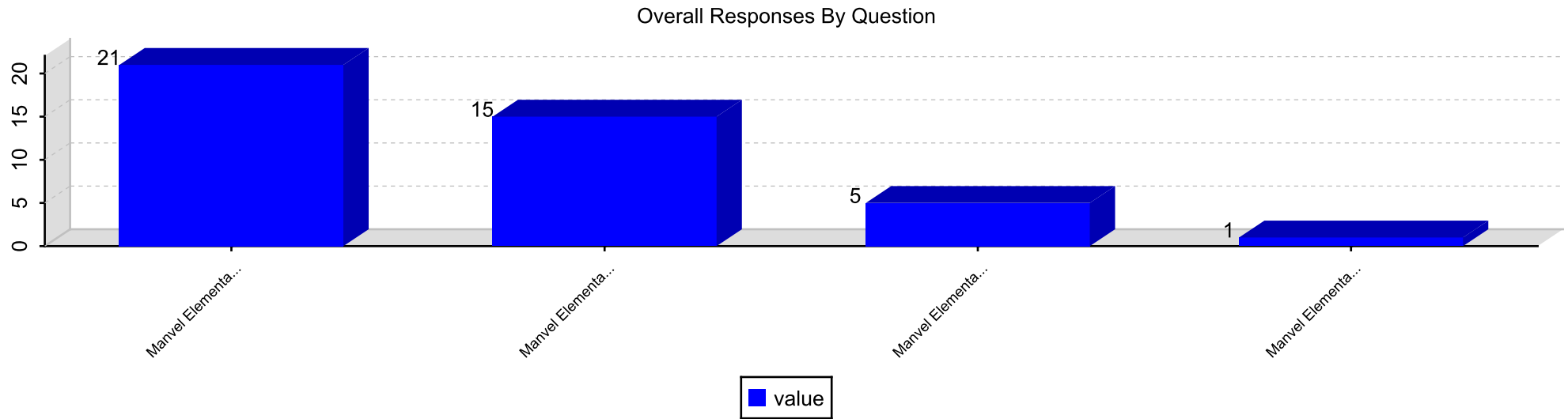


Question 4. In my school, all students are treated with respect.



Question 5. In my school, teachers work together to improve student learning.

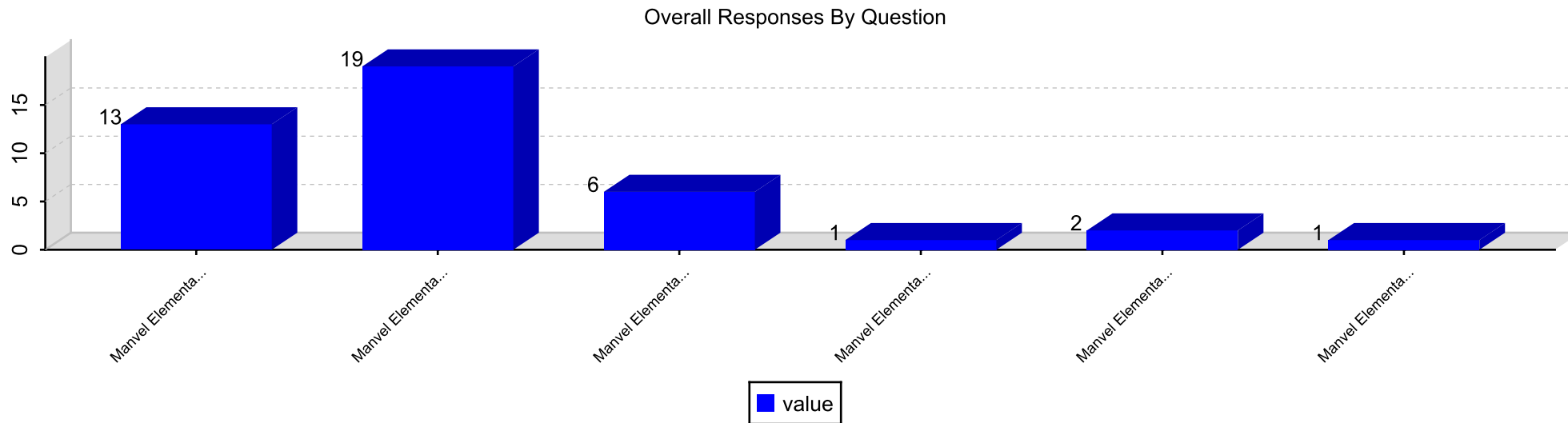




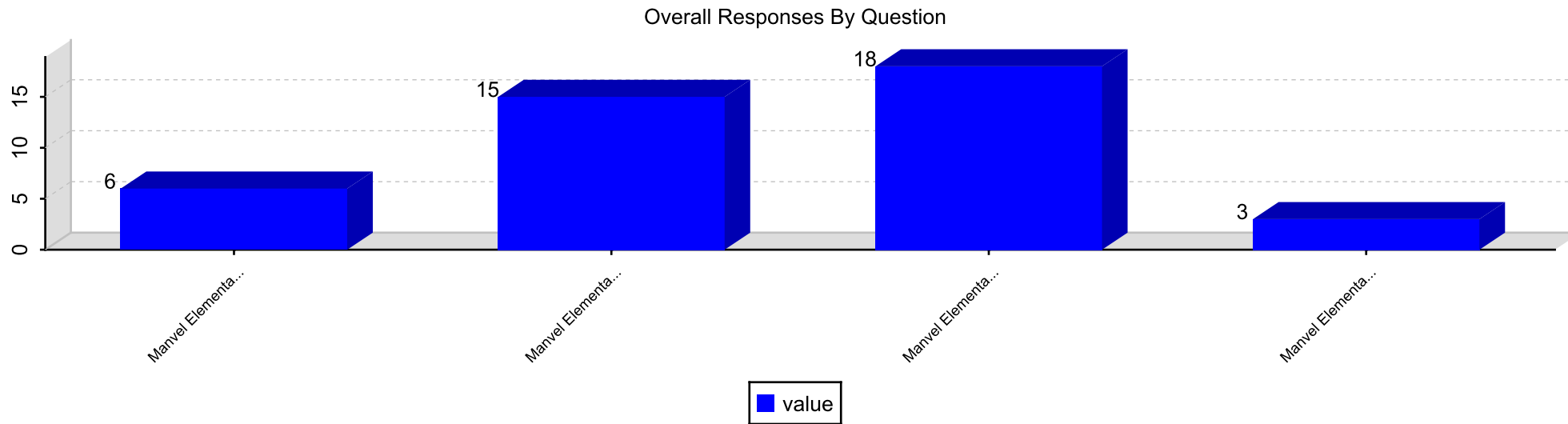
Section: Governance and Leadership

**Responses By Question**

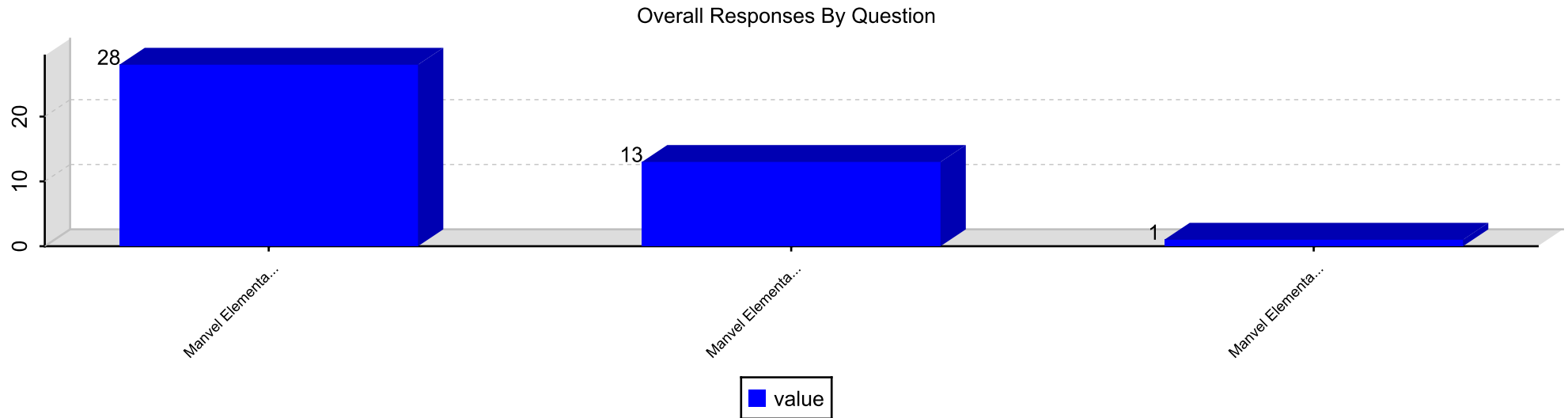
Question 6. In my school, rules are applied equally to all students.



Question 7. In my school, students treat adults with respect.



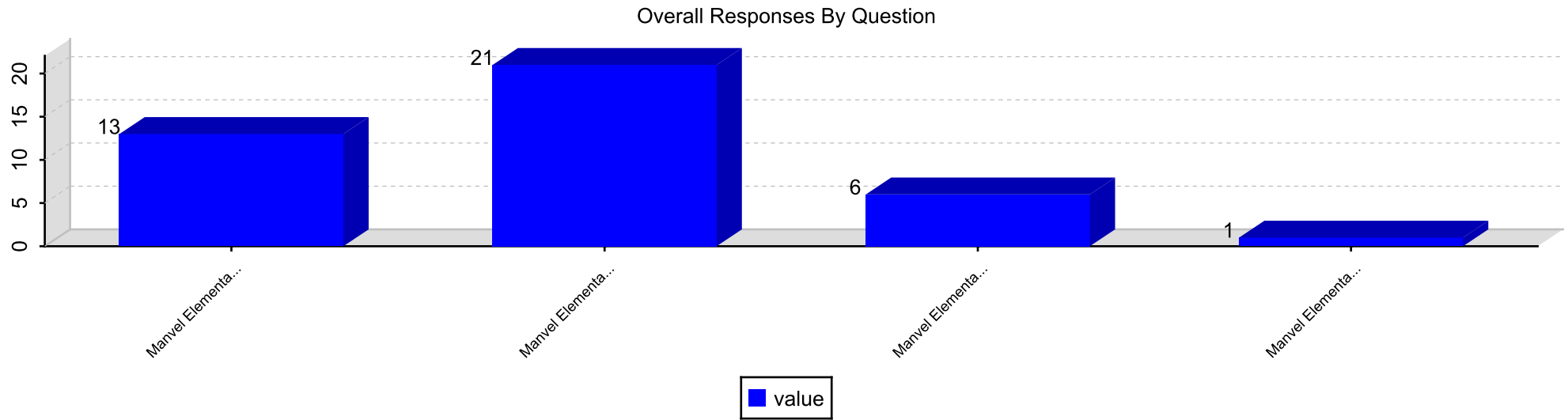
Question 8. In my school, the principal and teachers have high expectations of me.



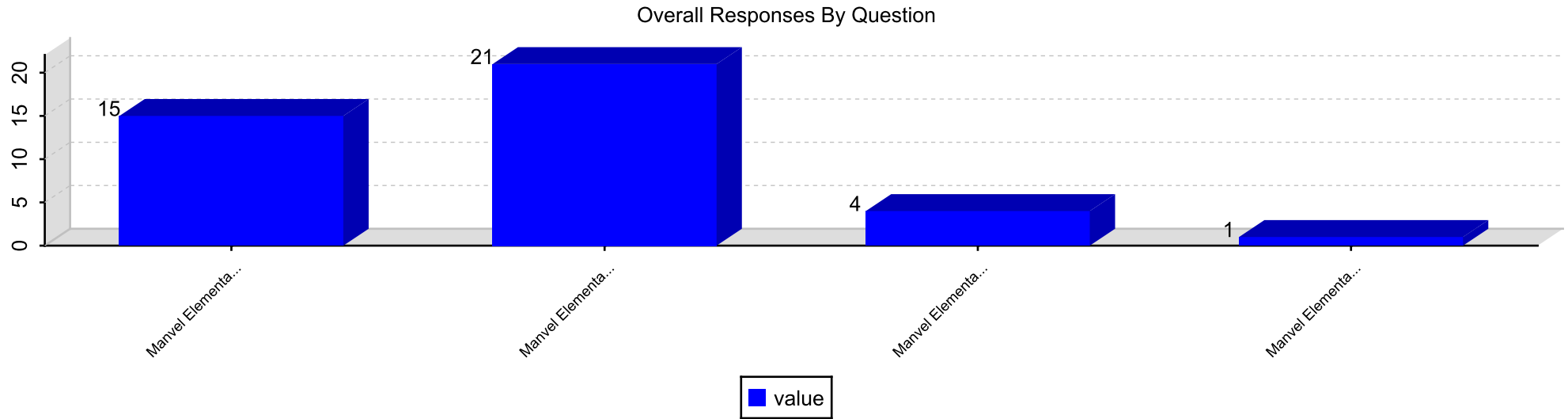
Section: Teaching and Assessing for Learning

**Responses By Question**

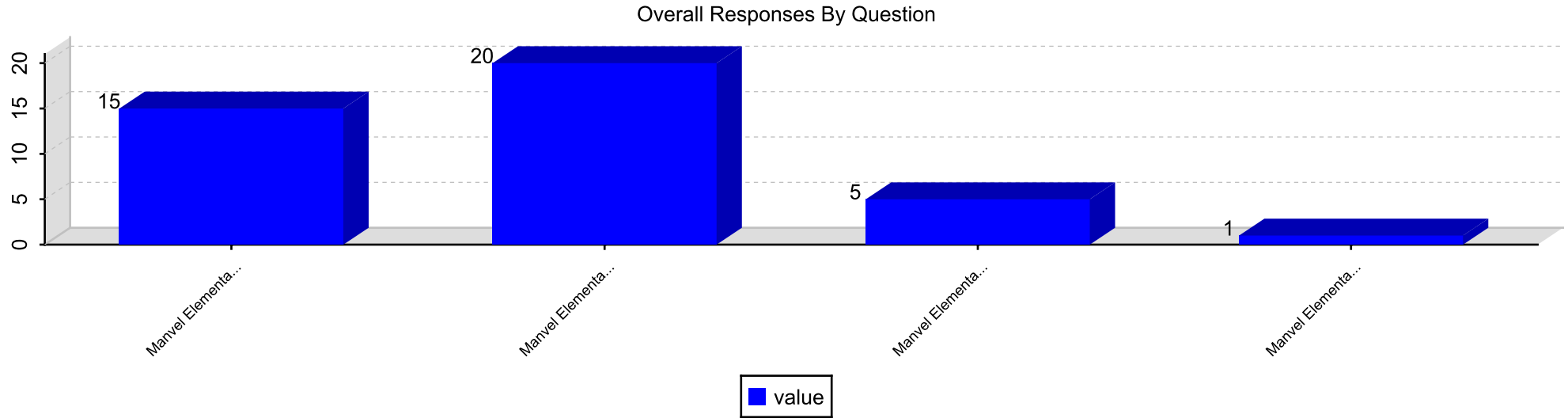
Question 9. My school gives me multiple assessments to check my understanding of what was taught.



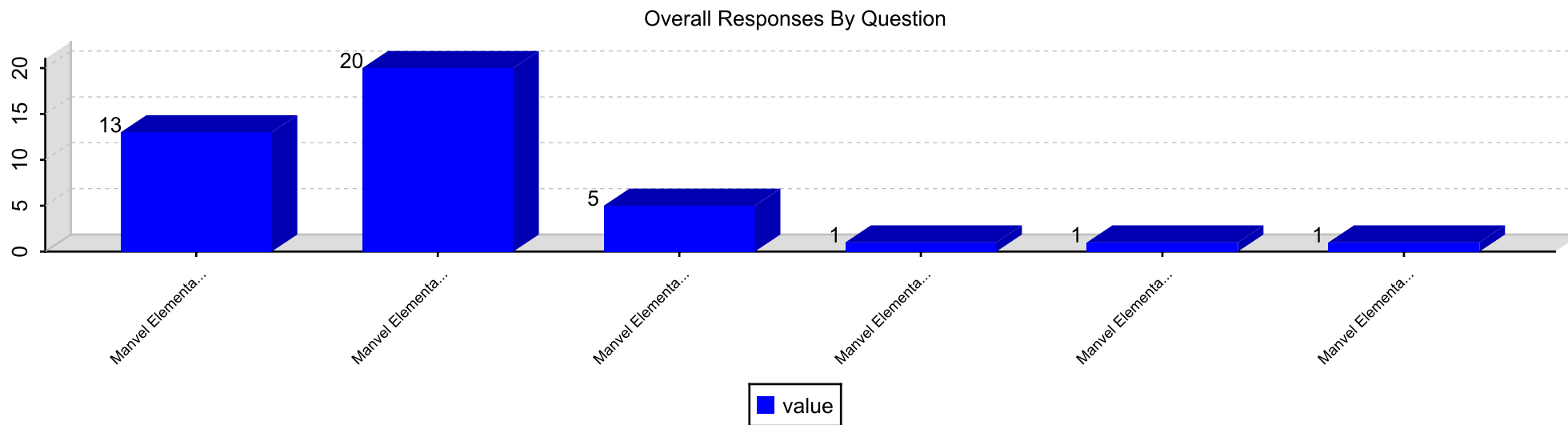
Question 10. My school provides me with challenging curriculum and learning experiences.



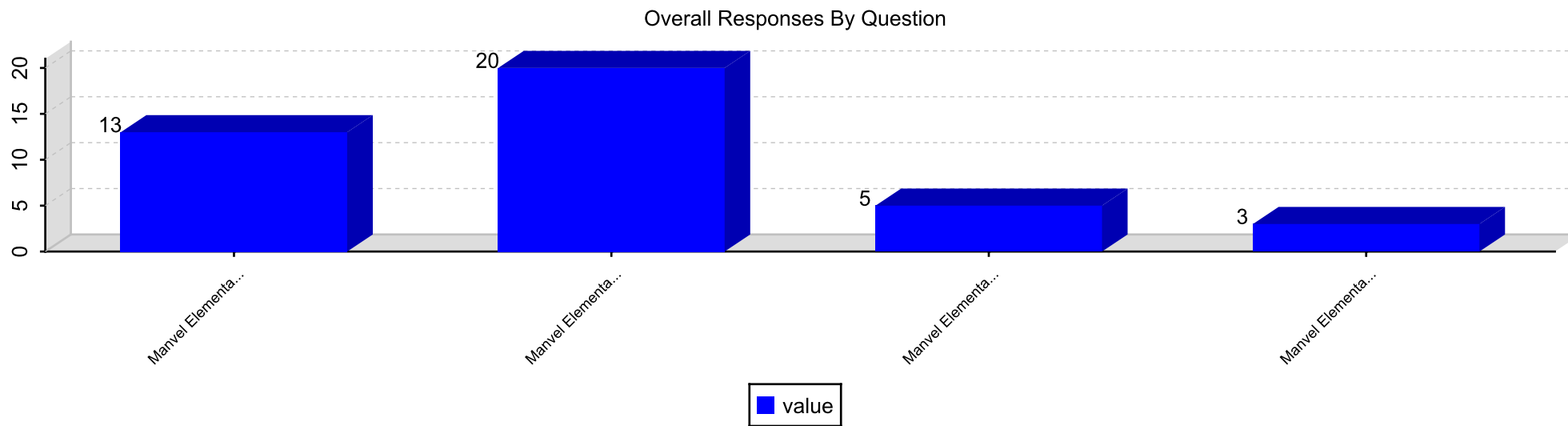
Question 11. My school prepares me to deal with issues I may face in the future.



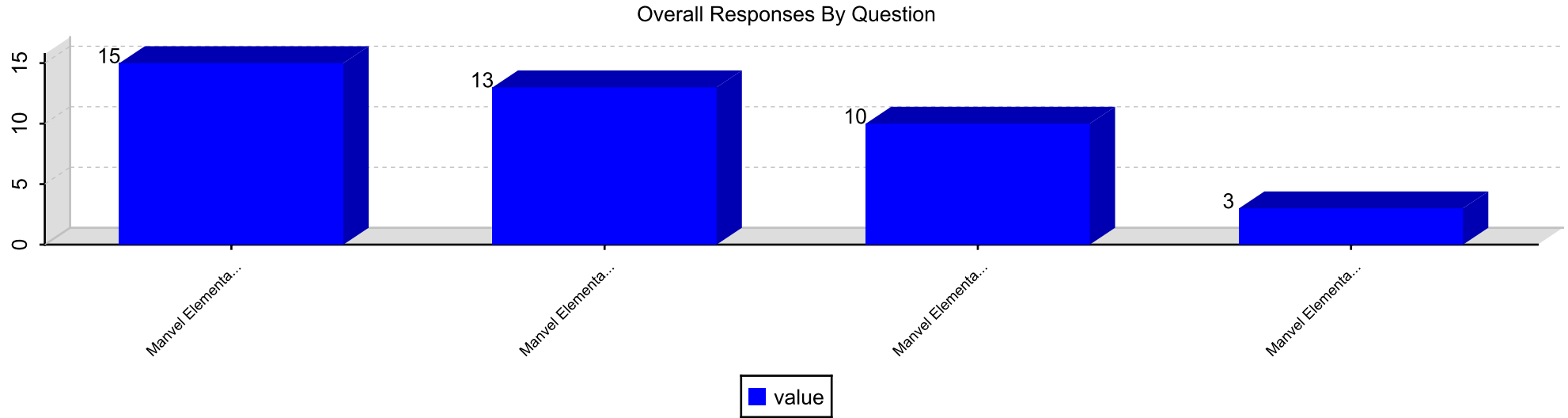
Question 12. My school motivates me to learn new things.



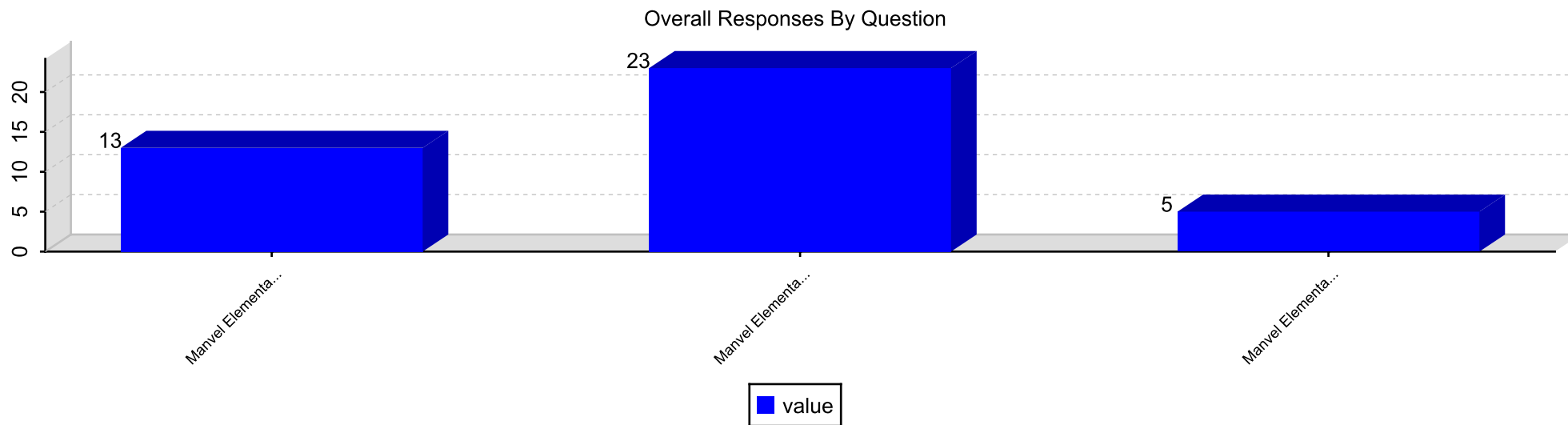
Question 13. My school offers opportunities for my family to become involved in school activities and my learning.



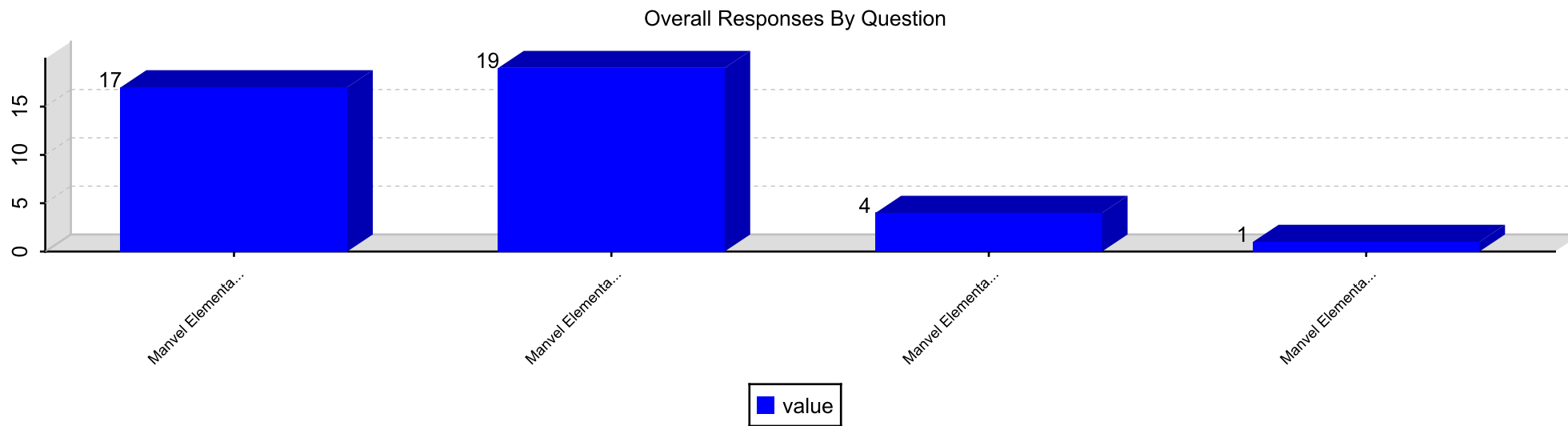
Question 14. My school makes sure there is at least one adult who knows me well and shows interest in my education and future.



Question 15. My school provides learning services for me according to my needs.

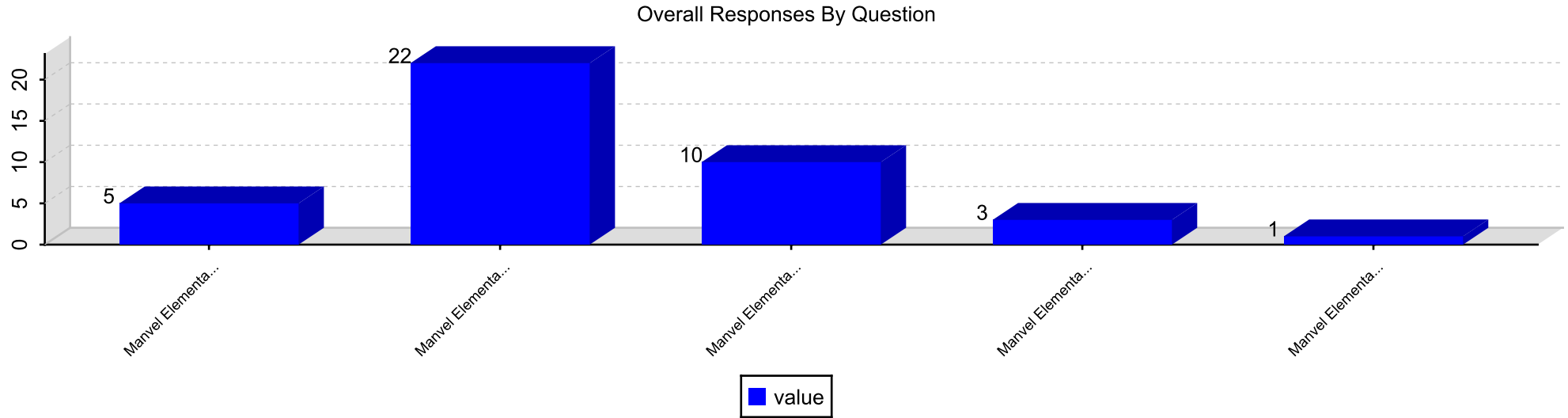


Question 16. All of my teachers use a variety of teaching methods and learning activities to help me develop the skills I will need to succeed.

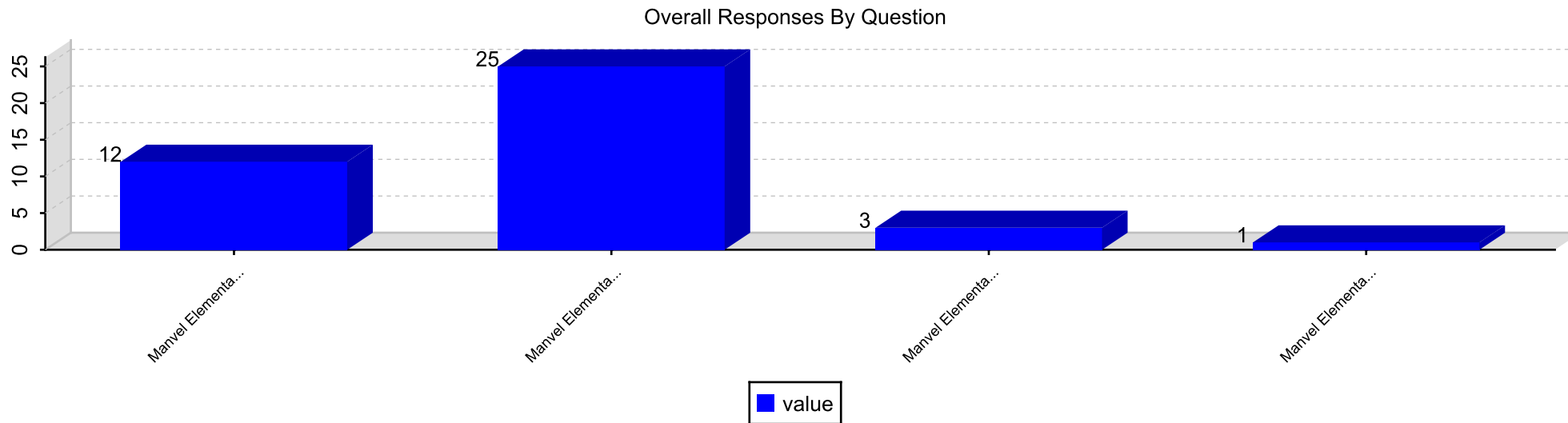




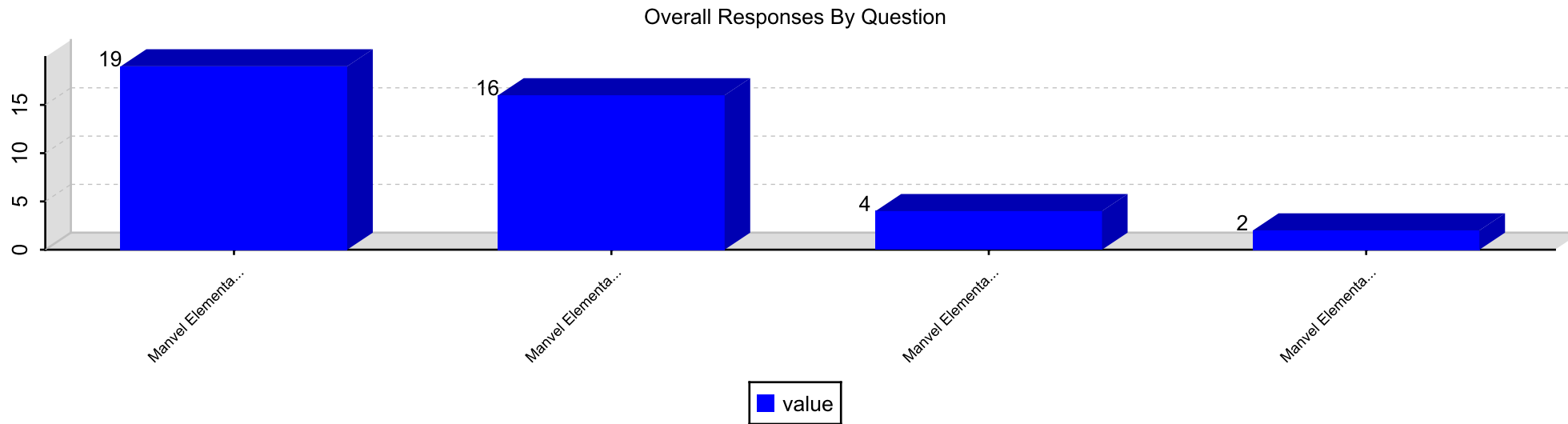
Question 17. All of my teachers change their teaching to meet my learning needs.



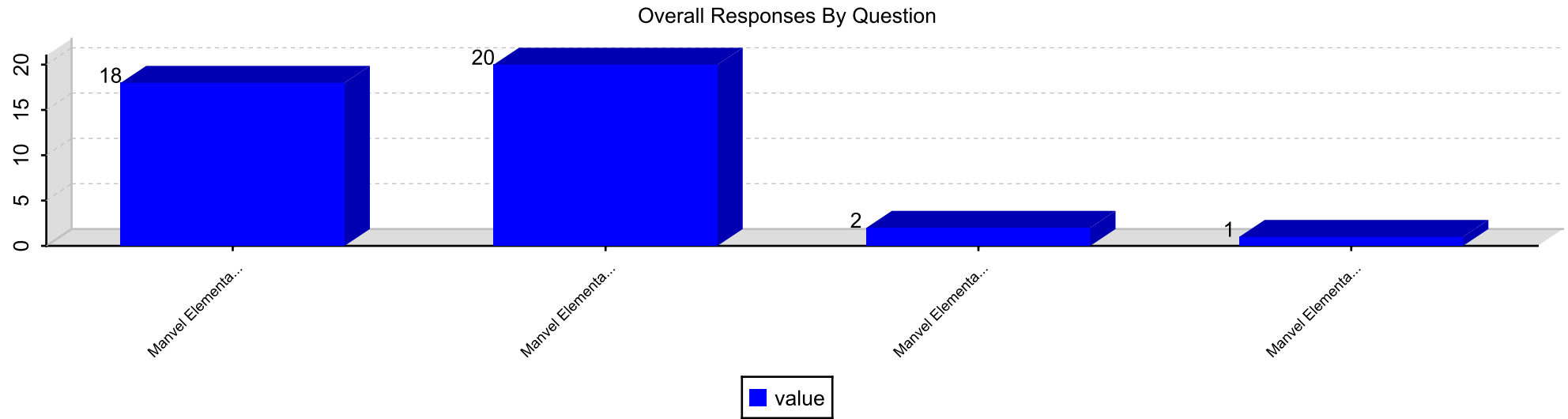
Question 18. All of my teachers explain their expectations for learning and behavior so I can be successful.



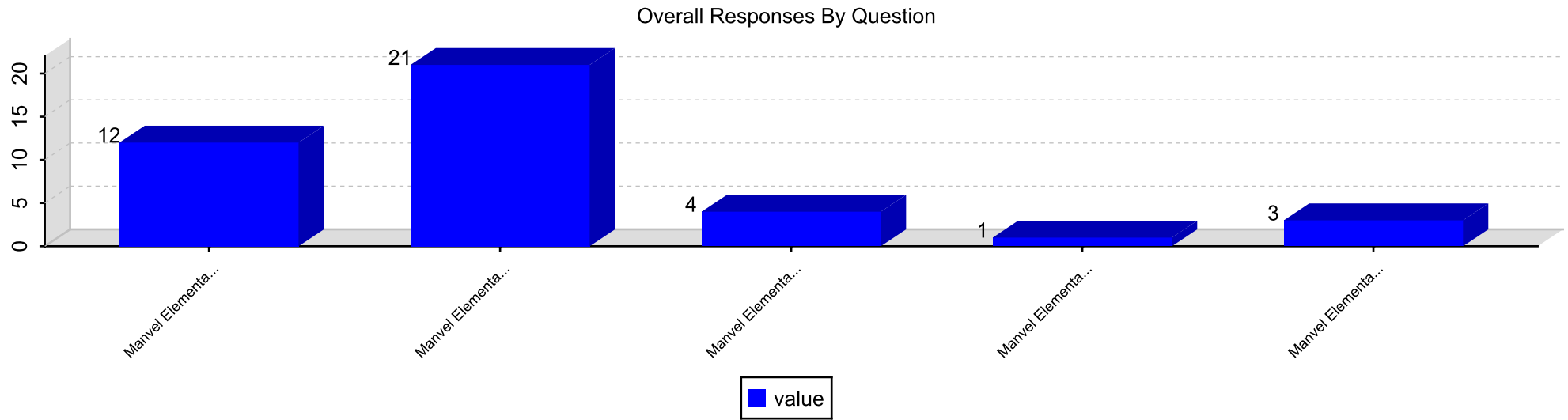
Question 19. All of my teachers use tests, projects, presentations, and portfolios to check my understanding of what was taught.



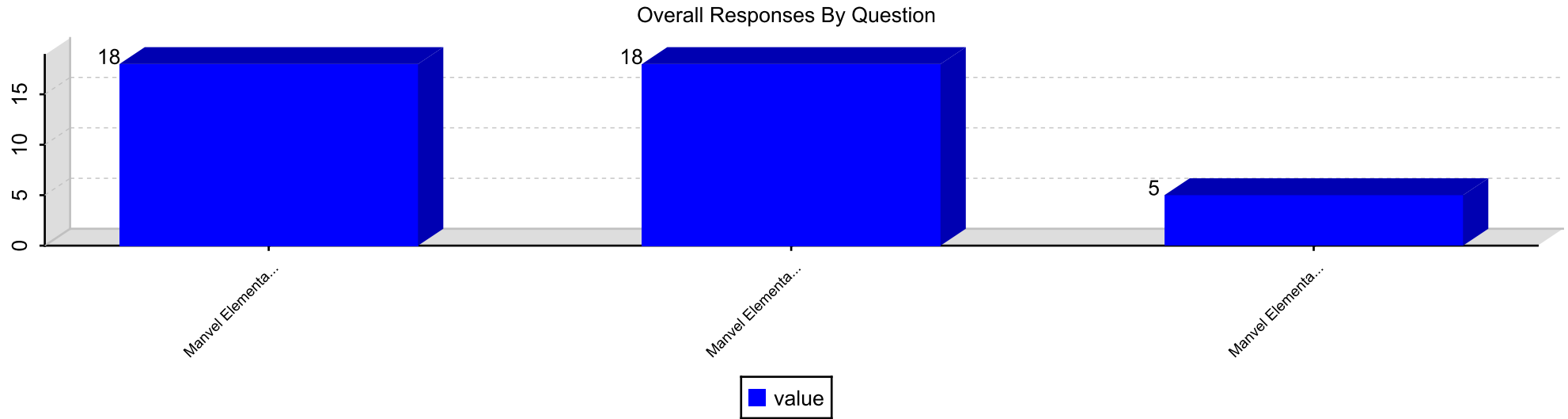
Question 20. All of my teachers provide me with information about my learning and grades.



Question 21. All of my teachers keep my family informed of my academic progress.



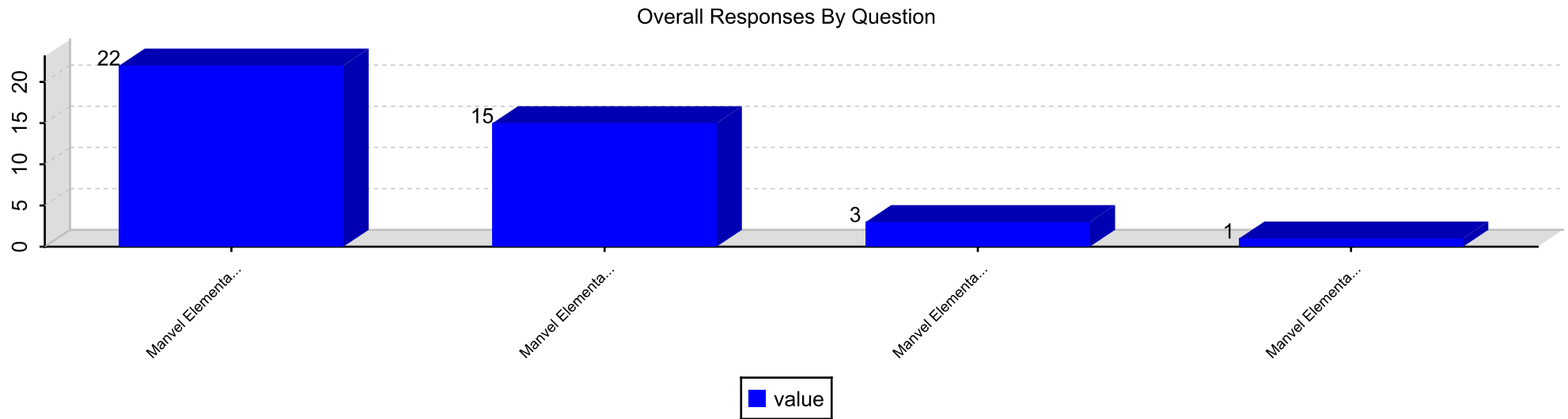
Question 22. All of my teachers fairly grade and evaluate my work.



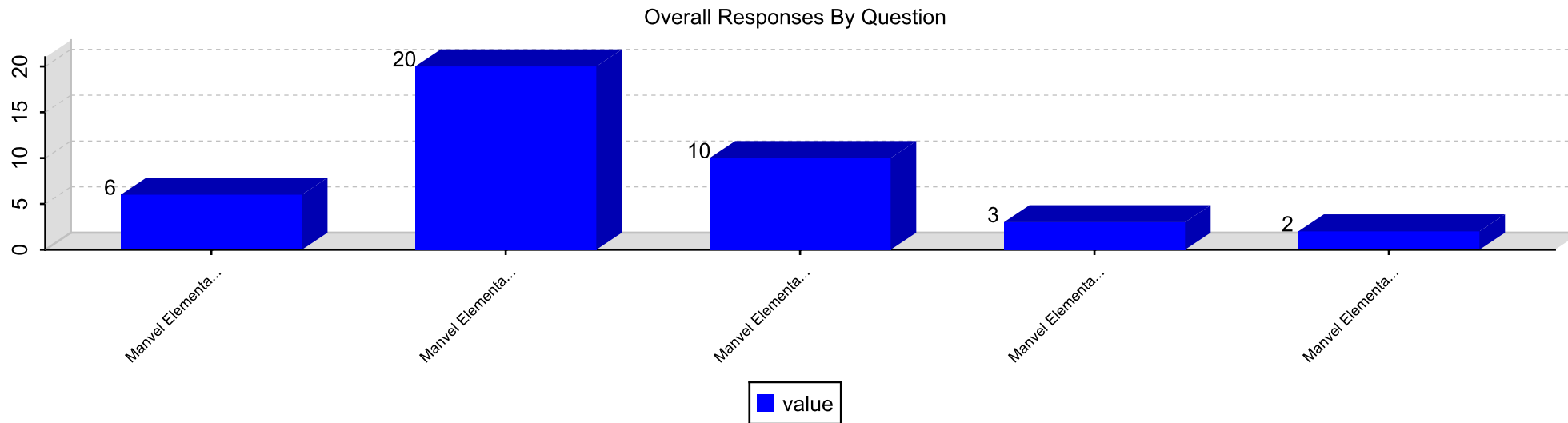
Section: Resources and Support Systems

Responses By Question

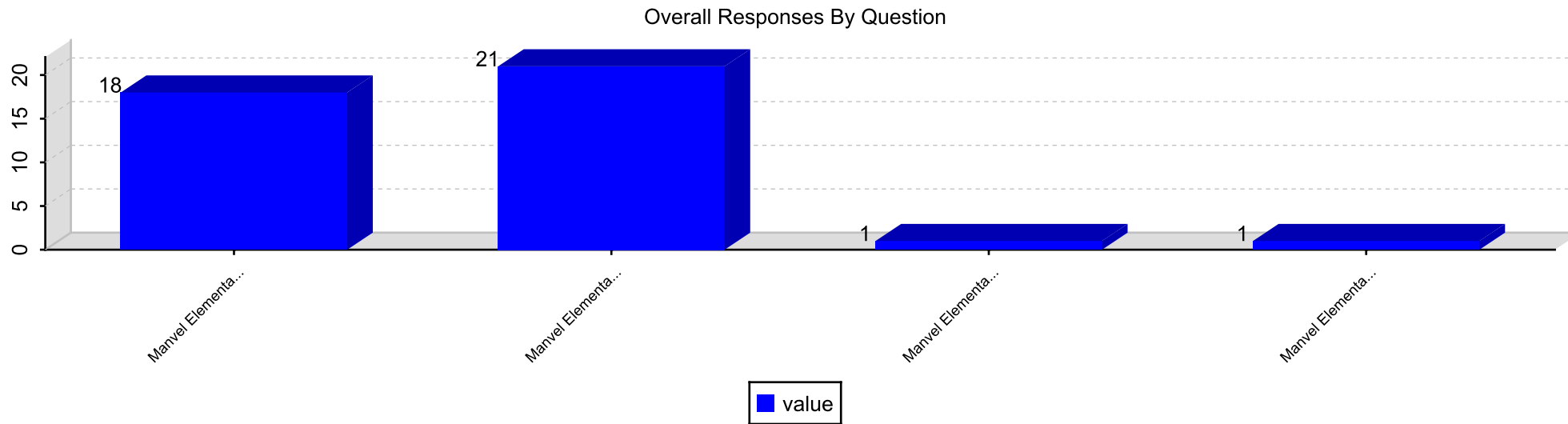
Question 23. In my school, the building and grounds are safe, clean, and provide a healthy place for learning.



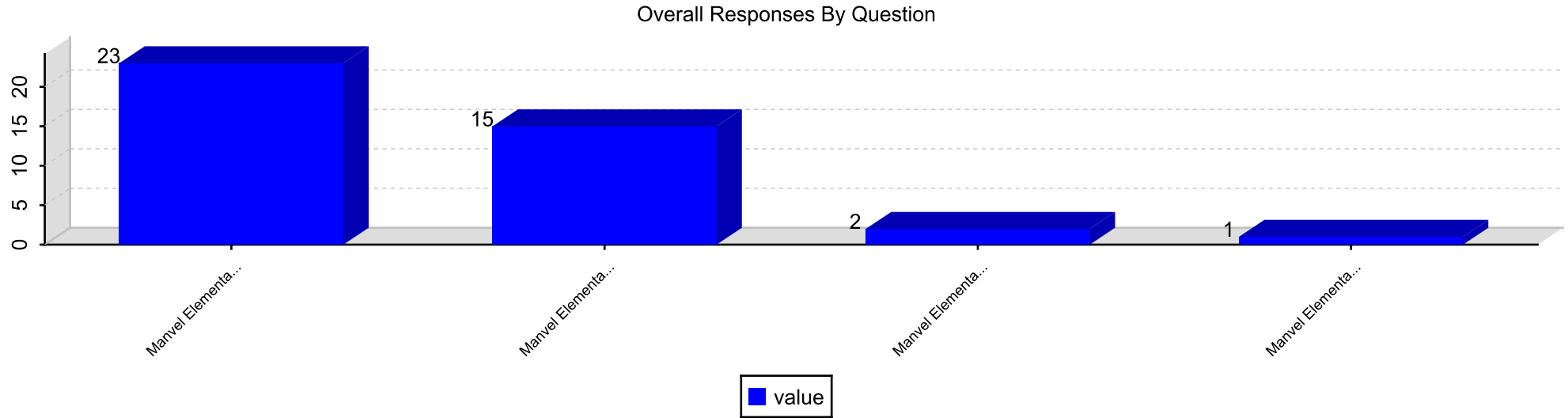
Question 24. In my school, students respect the property of others.



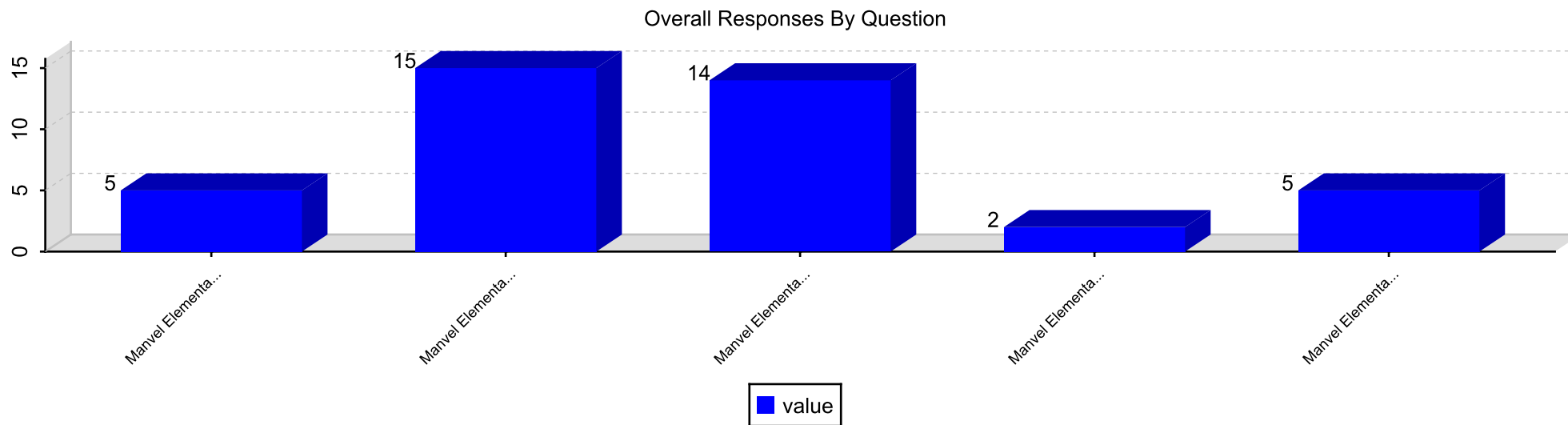
Question 25. In my school, a variety of resources are available to help me succeed (e.g., teaching staff, technology, media center).



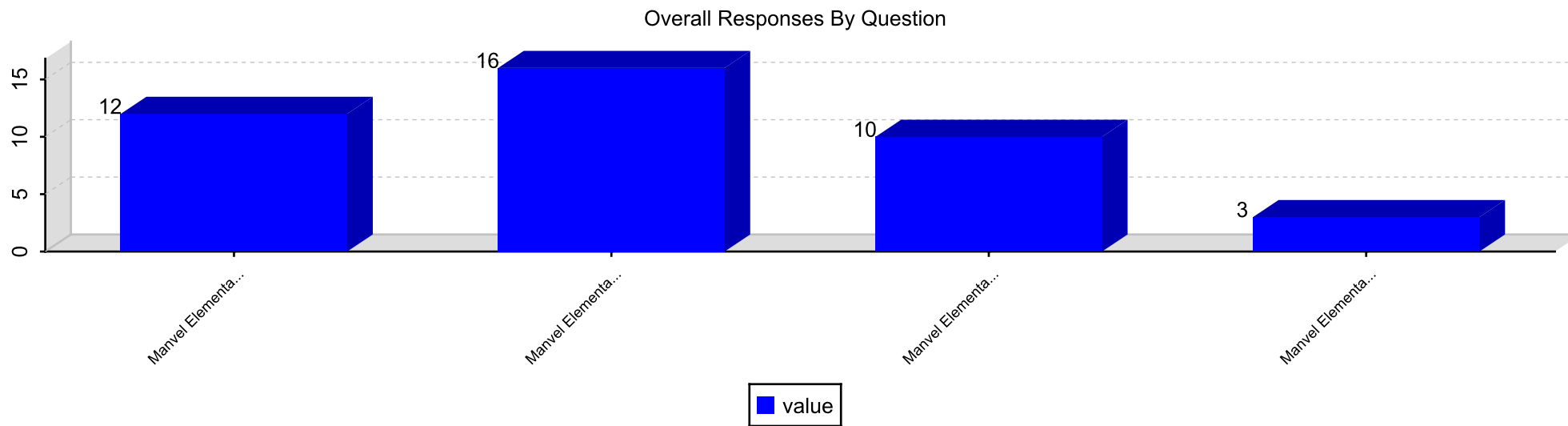
Question 26. In my school, computers are up-to-date and used by teachers to help me learn.



Question 27. In my school, students help each other even if they are not friends.

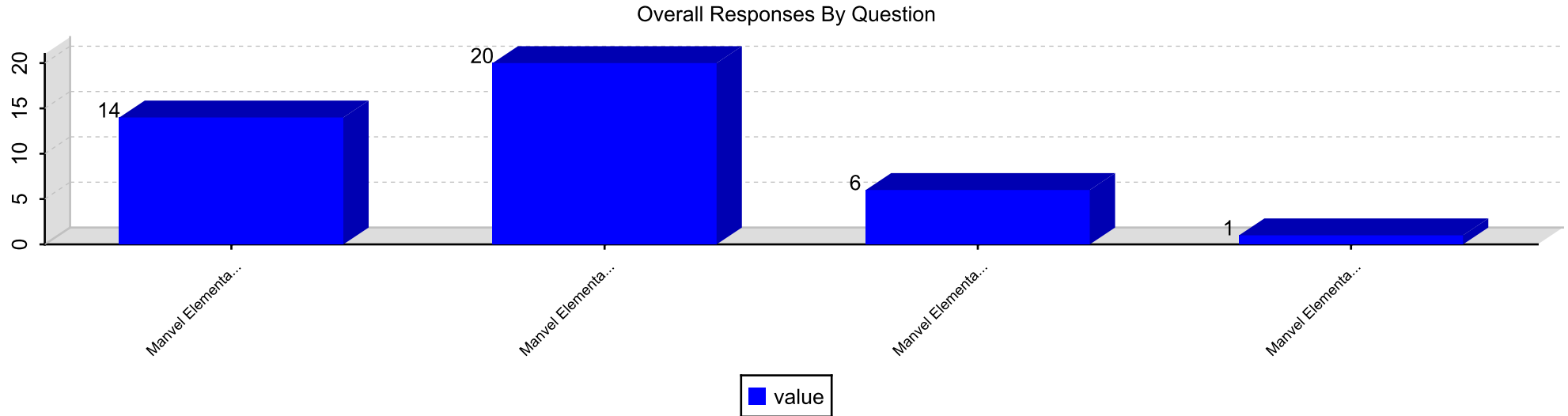


Question 28. In my school, I can participate in activities that interest me.





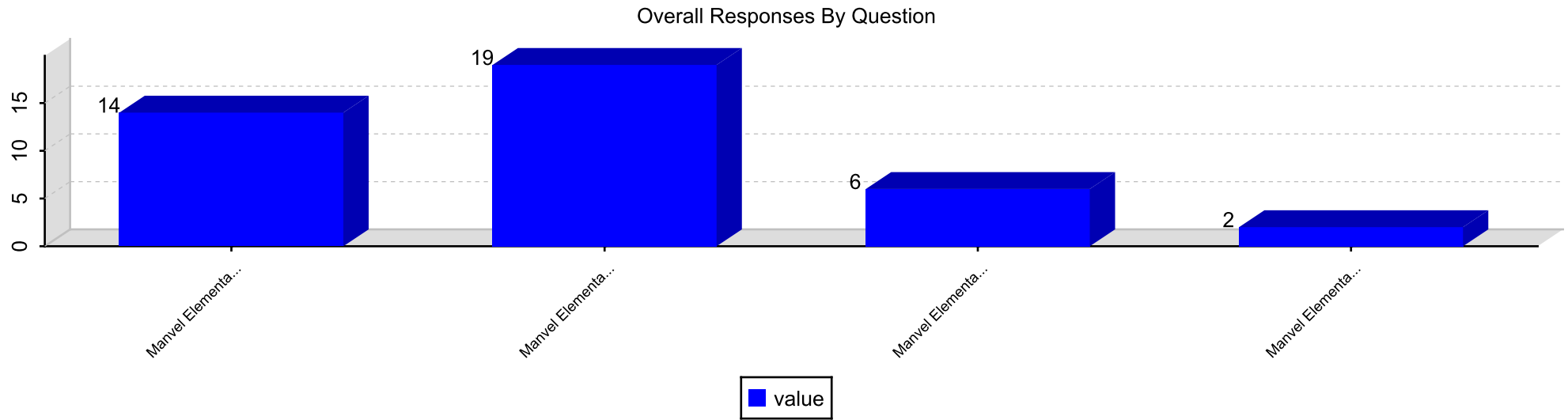
Question 29. In my school, I have access to counseling, career planning, and other programs to help me in school.



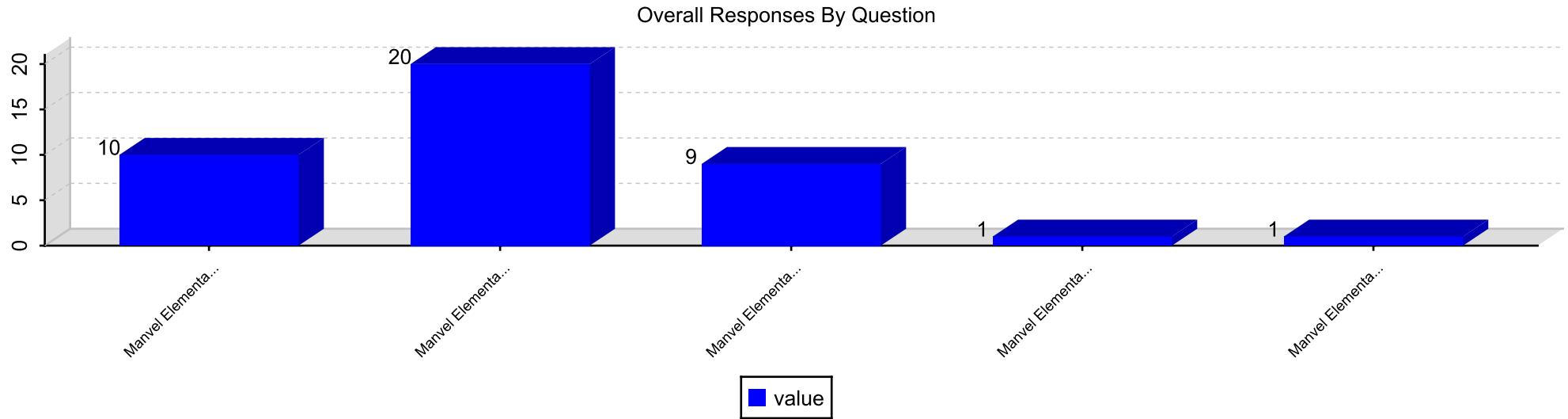
Section: Using Results for Continuous Improvement

**Responses By Question**

Question 30. My school shares information about school success with my family and community members.



Question 31. My school considers students' opinions when planning ways to improve the school.



Question 32. My school prepares me for success in the next school year.

