

ARVIN UNION SCHOOL DISTRICT

Establishment of By-Trustee Area Voting

November 14, 2023

Dr. Jeff Tilton, Senior Consultant
National Demographics Corporation

Election Systems

1. “At Large”
2. “From Trustee Area” or “Residence” Trustee Area
3. “By Trustee Area”

The California Voting Rights Act was written to specifically encourage by-Trustee Area elections.

California Voting Rights Act (CVRA)

- Under the Federal Voting Rights Act (passed in 1965), a jurisdiction must fail 4 factual tests before it is in violation of the law.

- The California VRA makes it significantly easier for plaintiffs to force jurisdictions into “by-district” election systems by eliminating two of the US Supreme Court Gingles tests:
 - ~~■ Can the protected class constitute the majority of a district?~~
 - Does the protected class vote as a bloc?
 - Do the voters who are not in the protected class vote in a bloc to defeat the preferred candidates of the protected class?
 - ~~■ Do the “totality of circumstances” indicate race is a factor in elections?~~

- Liability is now established by just the presence of racially polarized voting and dilution of the protected class’s voting strength.

CVRA Impact

- **Switched (or in the process of switching) as a result of CVRA:**
 - At least 275 school districts
 - 36 Community College Districts
 - 191 cities
 - 1 County Board of Supervisors
 - 53 water and other special districts.
- **Palmdale, Santa Clara and Santa Monica fought “on the merits.” All lost.**
 - Santa Monica: CA Supreme Court referred case back to Court of Appeals
 - Palmdale spent about \$1.8 million, Santa Clara about \$800,000, and Santa Monica between \$5 and \$8 million, just on their defense.
 - Santa Monica plaintiffs requested \$22 million
 - No jurisdiction has won a case.
- **Key settlements:**
 - Palmdale: \$4.7 million
 - Modesto: \$3 million
 - Highland: \$1.3 million
 - Anaheim: \$1.1 million
 - Whittier: \$1 million
 - Santa Barbara: \$600,000
 - Tulare Hospital: \$500,000
 - Camarillo: \$233,000
 - Compton Unified: \$200,000
 - Madera Unified: about \$170,000
 - Hanford Joint Union Schools: \$118,000
 - Merced City: \$42,000
- **An estimated \$16 million in total settlements and court awards so far.**

Districting Process

Step	Description
Hearing 1 November 14	<ul style="list-style-type: none">• Held prior to release of draft maps• Education and to solicit input on the composition of Trustee Areas
Hearing 2 November 18	<ul style="list-style-type: none">• Held prior to release of draft maps• Education and to solicit input on the composition of Trustee Areas
Hearing 3 November 29	<ul style="list-style-type: none">• <u>Public hearing for input on</u> First Board consideration of draft maps
Hearing 4 December 6	<ul style="list-style-type: none">• <u>Public hearing and</u> Board consideration of draft maps
Hearing 5/Map Adoption December 12	<ul style="list-style-type: none">• Public hearing followed by map adoption
County Committee December 14	<ul style="list-style-type: none">• Kern County Committee on School District Organization

Districting Rules and Goals

Federal Laws

- Equal Population
- Federal Voting Rights Act
- No Racial Gerrymandering

Traditional Redistricting Principles

- Communities of interest
- Compact
- Contiguous
- Visible (Natural & man-made) boundaries
- Respect voters' choices / continuity in office
- Planned future growth

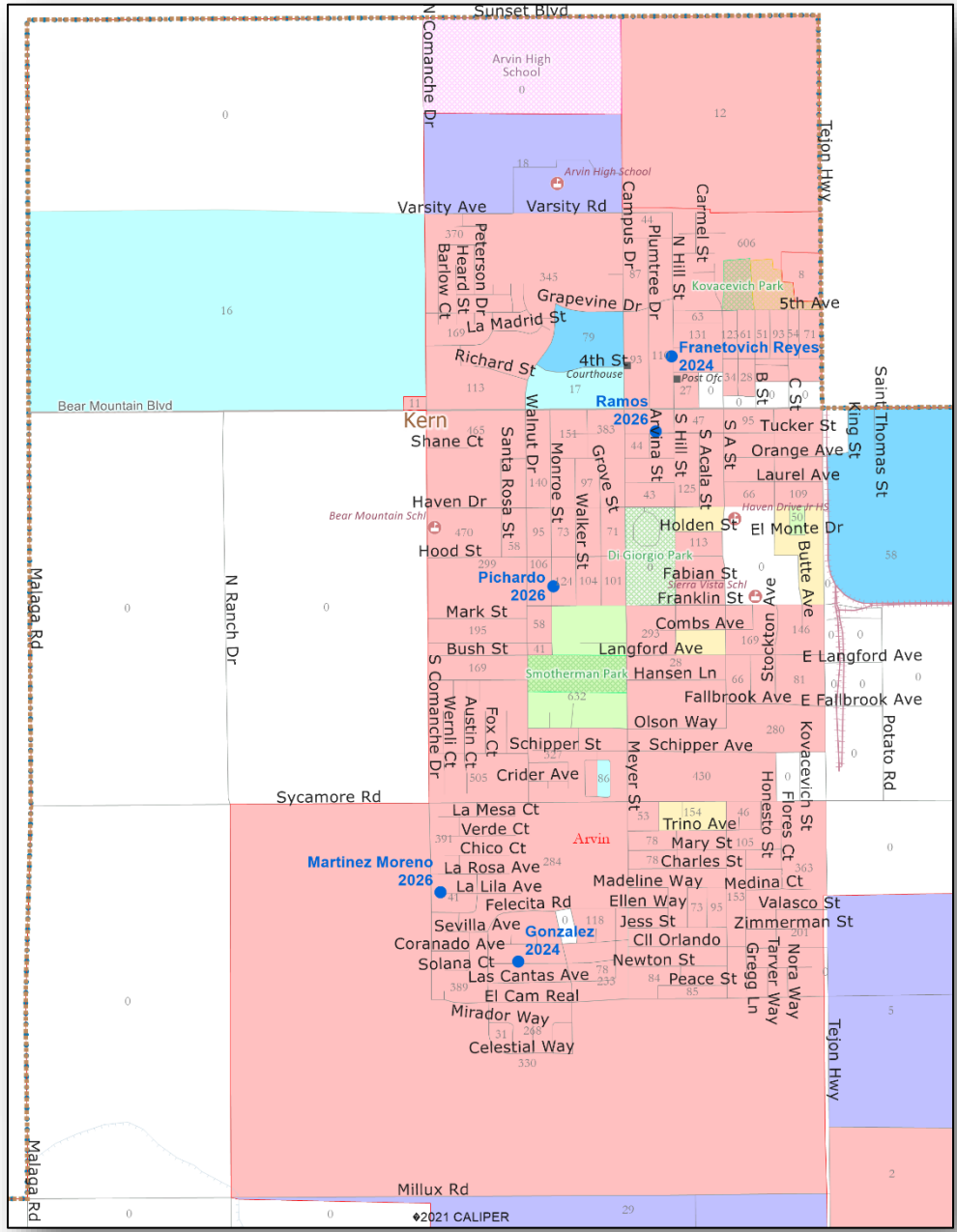
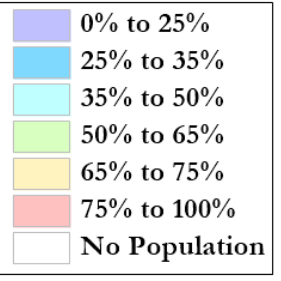
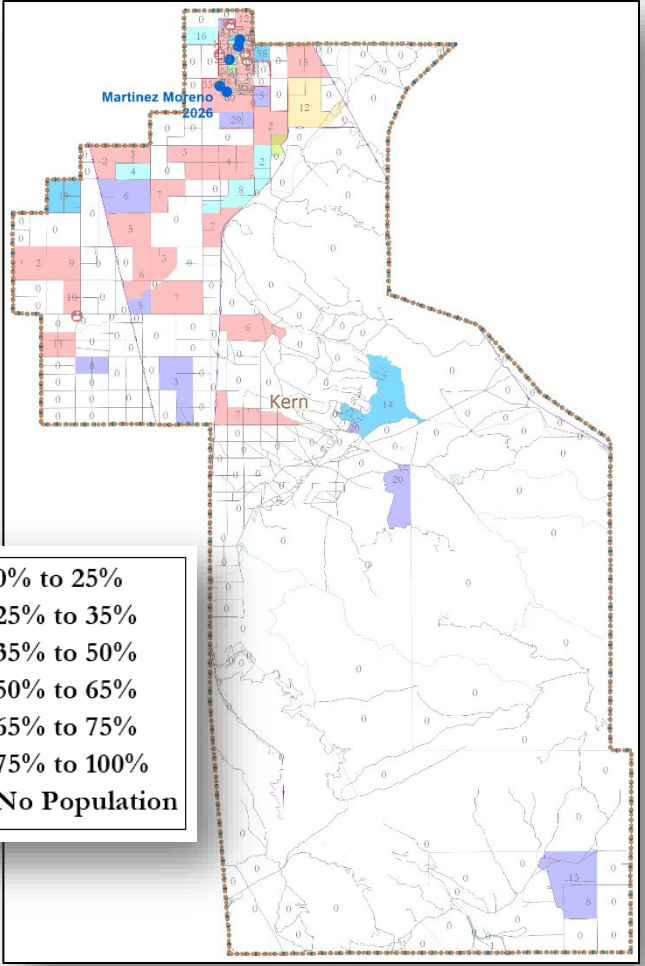


Demographic Summary

Each of the 5 Trustee Areas must contain about 3,972 people.

Category	Field	Total	Category	Field	Total
2020 Census	Total Population	19,859	Age	age0-19	40%
Total Pop.	Hispanic/Latino	94%		age20-60	50%
	NH White	4%		age60plus	10%
	NH Black	1%	Immigration	immigrants	34%
	NH Asian/PacIsl.	1%		naturalized	26%
	NH Native Amer.	0%	Language spoken at home	english	13%
Citizen Voting Age Pop	Total	7,835		spanish	86%
	Hisp	92%		asian-lang	1%
	NH White	6%		other lang	0%
	NH Black	1%	Language Fluency	Speaks Eng. "Less than Very Well"	42%
	Asian/PacIsl.	1%		Education (among those age 25+)	hs-grad
	Native Amer.	0%	bachelor		2%
		graduatedegree	1%		
Voter Registration (Nov 2022)	Total	5,862	Child in Household	child-under18	62%
	Latino est.	97%	Pct of Pop. Age 16+	employed	61%
	Spanish-Surnamed	87%		Household Income	income 0-25k
	Asian-Surnamed	1%	income 25-50k		39%
	Filipino-Surnamed	1%	income 50-75k		18%
	NH White est.	2%	income 75-200k		23%
	NH Black	0%	income 200k-plus		1%
Voter Turnout (Nov 2022)	Total	1,567	Housing Stats	single family	82%
	Latino est.	91%		multi-family	18%
	Spanish-Surnamed	82%		rented	49%
	Asian-Surnamed	1%		owned	51%
	Filipino-Surnamed	1%	Total population data from California's adjusted 2020 Census data. Citizen Voting Age Population, Age, Immigration, and other demographics from the 2017-2021 American Community Survey and Special Tabulation 5-year data. Turnout and Registration data from California Statewide Database. "Latino" figures calculated by NDC using Census Bureau's Latino undercount by surname estimate.		
	NH White est.	5%			
NH Black	0%				
Voter Turnout (Nov 2020)	Total	3,127			
	Latino est.	90%			
	Spanish-Surnamed	86%			
	Asian-Surnamed	1%			
	Filipino-Surnamed	1%			
	NH White est.	9%			
NH Black est.	0%				

Latino CVAP



Public Hearing & Discussion

- ❑ What is your neighborhood or community of interest and what are its boundaries?
- ❑ Would you prefer your neighborhood or community of interest be in one Trustee Area or that it have multiple representatives on the Board?