



Using the TASC Mobile App

With the TASC Mobile App you can track and manage all your TASC benefit accounts and access numerous helpful tools, anywhere at anytime. It's full of self-service features and boasts a user rating of over four stars!

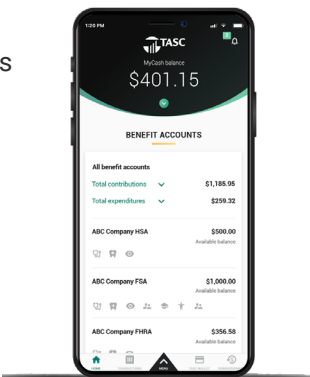
Sign Up & Sign In

Visit the App Store or Google Play and search for **TASC** (green icon). *If not already established*, you must sign up on the web with the email address you provided when you originally enrolled. You will use the same login credentials for the app.



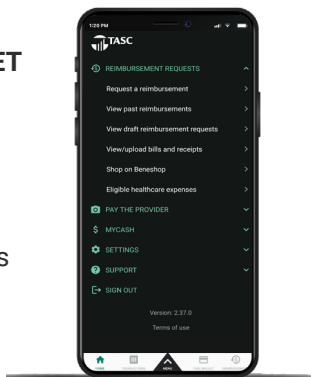
What you can view

- ✓ Account alerts
- ✓ Contributions and expenditures
- ✓ Recent transactions
- ✓ MyCash balance
- ✓ Account details
 - What's covered
 - Available balances
 - Important plan dates



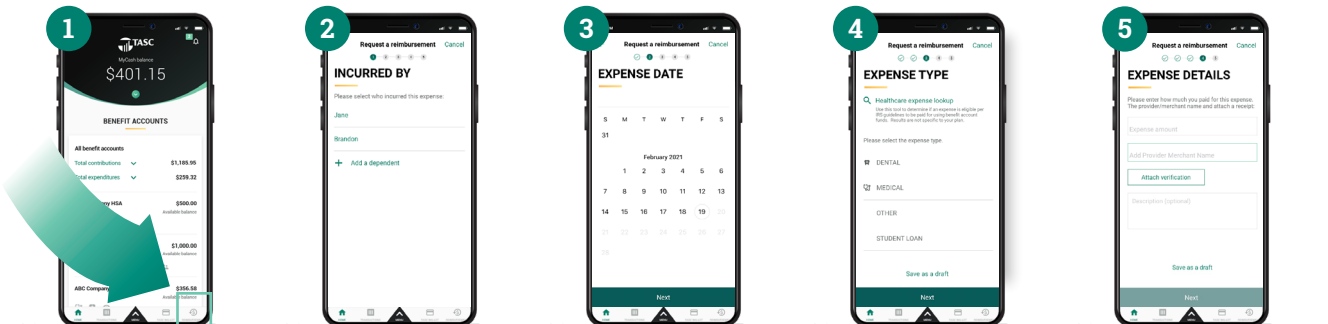
What you can do

- ✓ View all **TRANSACTIONS**
- ✓ Manage cards in your **TASC WALLET**
- ✓ Request a **REIMBURSEMENT**
- ✓ Shop on **beneshop™**
- ✓ Pay a provider with **Picture to Pay**
- ✓ Upload bills and receipts
- ✓ Search eligible healthcare expenses
- ✓ Manage your MyCash account



How to request a reimbursement

Tap the **REIMBURSEMENT** icon in the lower right corner and follow the screen prompts to complete the request. Have your verification (receipt, EOB, etc.) ready to capture with your device camera (or you can upload it later). Reimbursements are deposited in your MyCash account usually within 12 hours—faster than direct deposit!



Questions? Ask your employer or contact your Plan Administrator:
 Total Administration Services Corporation • www.tasconline.com • 1-800-422-4661

