# TRUMBULL PUBLIC SCHOOLS
# TRUMBULL, CONNECTICUT

**Regular Meeting – Tuesday, November 14, 2023, 7:00 p.m.**
**Long Hill Administration Building**

https://us06web.zoom.us/j/88014235870?pwd=iHxGZZlKVLlUt89CFfVcatze5xSYWw.h-mfQBQxQqAQvAE5
Webinar ID: 880 1423 5870
Password: 214823
Join by telephone: (309) 205-3325 or (877) 853-5257 (Toll Free) / Webinar ID: 880 1423 5870

**I. CALL TO ORDER**

**II. PRELIMINARY BUSINESS**

A. Pledge of Allegiance
B. Correspondence – Ms. Julia McNamee - Correspondence may be sent to BoardofEd@trumbullps.org
C. Public Comment – The Trumbull Public Schools Board of Education will be allowing public comment at the upcoming Board Meeting. If you are interested in speaking during the Public Comment portion of the meeting, please use this form to signup. We will limit participants to the first **15** individuals that submit the form. Public comment will be limited to 2 minutes.
D. Superintendent Report
E. Board Chairman Report
F. Student BOE Representatives Report

**III. REPORTS/ACTION ITEMS**

A. Approval/Donation from the Class of 2023 for THS Senior Lounge – Mr. Manuel
B. Approval/Minutes
   - Regular Meeting- October 24, 2023
C. Personnel Report
D. Approval/Middlebrook Elementary HVAC Improvements Project – Mr. Cote
E. Approval/2024 Board of Education Dates – Dr. Semmel
F. Artificial Intelligence (AI) Cohort Update – Mrs. Hefele
G. Policy Committee - Mr. Gallo
   Policies, Second Reading:
   - 5141.4/Reporting of Child Abuse, Neglect, and Sexual Assault
   - 5145.511/Sexual Abuse Prevention and Education Program
H. Financial Committee – Mrs. Norcel
   - Financial Reports as of September, 2023 – Mr. Hendrickson

**IV. RECEIVE AND FILE**

A. Pending Litigation
B. Negotiations

**V. OTHER**

TRUMBULL PUBLIC SCHOOLS
TRUMBULL, CONNECTICUT

Report to the Board of Education
Regular Meeting – November 14, 2023 Mr. Todd Manuel

Agenda Item III-A Donation from Class of 2023 for THS Senior Lounge

The Trumbull High School Class of 2023 would like to donate $2,500 for the THS Senior Lounge upgrade. This will include a digital display to be mounted in the space with speakers and other audio capabilities. It is the belief that this will make the space more welcoming for this year's seniors and as well future classes!

Recommendation: The Board of Education to approve the acceptance of the $2,500 donation to apply to the THS Senior Lounge upgrade.

TRUMBULL PUBLIC SCHOOLS
TRUMBULL, CONNECTICUT

Report to the Board of Education
Regular Meeting – November 14, 2023 Dr. Semmel

Agenda Item – III-B Approval/Minutes

- BOE Regular Meeting of October 24, 2023

Recommendation: Approve the minutes of the above noted meeting.

**TRUMBULL PUBLIC SCHOOLS**
**TRUMBULL, CONNECTICUT**
**Board of Education**
Regular Meeting – October 24, 2023

The Trumbull Board of Education met for a Regular Meeting at the Long Hill Administration Building.

Members present:
L. Timpanelli – Chairman
J. Norcel – Vice Chair
J. McNamee - Secretary
C. Bandecchi
T. Gallo
L. Nuland
M. Petitti
A. Squiccimarro

Agenda Item I—Call to Order
The meeting was called to order at 7:00 p.m.

Agenda Item II—Preliminary Business

A. Salute to the Flag - The Public Session began with the Pledge of Allegiance to the Flag.

B. Recognition – First Selectman's Golf Classic Presentation
First Selectman Mrs. Vicki Tesoro presented checks from the proceeds from the First Selectman's Golf Classic which benefit several student organizations listed below:
- Academic Challenge for Excellence (ACE) Foundation
- Trumbull High School Golden Eagle Marching Band
- PowerPlay Club—Hockey
- Laxmen's Club—Boys and Girls Lacrosse
- Touchdown Club—Football
- Diamond Club—Baseball and Softball
- Tip Off Club- Girls and Boys Basketball

The Administration and Board of Education accepted the donations with gratitude.

C. Correspondence – Ms. McNamee read the following correspondence: Tara Figueroa wrote to the Board to request a policy regarding kindergarten enrollment.

D. Public Comment
The following person spoke: Christopher DeCruze addressed the Board regarding the educational needs of his child.

E. Superintendent Report

- Dr. Semmel would like to thank Vicki Tesoro and all those who contributed to the First Selectman's Golf Classic held at Tashua Knolls Golf Course, proceeds have been distributed to several TPS student organizations.
- We thank the Rotary Club for sponsoring the Read Aloud program to benefit our elementary school children.
- Our food service program is in full swing this October with new recipe choices that have been well received by students and staff. Two Elite students have joined our TPS staff and we appreciate their hard work.
- We continue to assess the new kindergarten law that was passed by the Connecticut Legislature that is affecting all families with 3- and 4-year-old children. Students now must turn 5 by September 1st in order to enroll in kindergarten. TPS administration is working on determining best practices with the goal of adhering to the law and attending to the needs of our Trumbull families.

F. Board Chairman Report

Mrs. Timpanelli attended the Agriscience Fair last weekend. Board members participated in the Read Aloud event in our elementary schools which focused on science. We are looking forward to the Professional Development day on November 7 as it strengthens teaching and learning. There will be opportunities for teachers to explore artificial intelligence and the Vision of the Graduate. THS is preparing for the upcoming NEASC evaluation.

G. Teacher BOE Representative Report

Mr. John Congdon reported that elementary teachers were pleased to meet with one sister school in the District. Several TPS staff will have the opportunity to attend: an artificial intelligence workshop, CEA/CAPSS/CABE "Rekindling Joy in Schools", professional development and education committee meetings and the middle school bell schedule committee. Teachers have concerns regarding the lack of substitutes in TPS.

<u>Agenda Item III—Reports/Action Items</u>

A. Approval/Minutes

Minutes of the BOE Regular Meeting of October 10,2023 were presented.

It was moved (Norcel) and seconded (Nuland) to approve the minutes of the Regular Meeting of October 10, 2023 Board of Education as presented. Vote: Unanimous in favor.

B. Personnel Report

Dr. Semmel presented one certified resignation/retirement:

Billington, Jane; grade 3 teacher at Jane Ryan Elementary School since August 1999, retiring effective June 30, 2024.

It was moved (Gallo) and seconded (Bandecchi) to accept the above certified resignation/retirement. Vote: Unanimous in favor.

Dr. Semmel presented one non-certified resignation/retirement:

McNamara, Michele; Secretary to the Principal at Hillcrest Middle School since May 2012, retiring effective December 1, 2023.

It was moved (Gallo) and seconded (McNamee) to accept the above non-certified resignation/retirement. Vote: Unanimous in favor.

C. Approval/NEASC Surveys

THS Principal Mr. Todd Manuel and House Principal Mr. Chris Siano presented the NEASC survey which the Curriculum Committee at their September 29, 2023 meeting recommended that the Board of Education approve. The NEASC survey is administered to grades 9-12, families, and staff members as part of Trumbull High School's decennial accreditation process. This is a required part of the accreditation process and will give Trumbull High School's staff members valuable data on the school and community that will be used to complete the self-study report.

The following is a description of the survey from the official NEASC guide:

> "The NEASC Commission on Public Schools Opinion Surveys have been developed in collaboration with Tripod Education Partners. The survey items have been aligned with the NEASC Standards for Accreditation and are intended to provide schools with meaningful data on their alignment to the Standards with a focus on the experience of students, families, and faculty in the school." The surveys are entirely online. The survey tool is very easy to use and works well on a computer, tablet, or phone. "Over 180 schools, including over 100,000 students, have completed the survey. The survey was piloted in 2018 and revised based on a careful analysis of results as well as feedback from schools. Schools can re-administer one or more of the surveys as needed each year to gather comparison data to identify growth over time and identify new opportunities to align with the Standards."

It was moved (Bandecchi) and seconded (Norcel) to approve the NEASC surveys as presented. Vote: Unanimous in favor.

D. iReady and Monitoring Student Progress

Dr. Iwanicki presented a summary of the latest iReady data that monitors student progress and how the outcomes provide valuable information in terms of the impact of our curriculum. Procedures, results and impact on teaching and learning were presented. An update on the integration of the Science of Reading was highlighted.

E. Policy Committee Report

Dr. Iwanicki presented the following Policies for First Reading:

- 5141.4/Reporting of Child Abuse, Neglect, and Sexual Assault
- 5145.511/Sexual Abuse Prevention and Education Program

<u>Adjournment</u>

Board Members gave unanimous consent to adjourn the Public Session at 8:20 p.m.

TRUMBULL PUBLIC SCHOOLS
TRUMBULL, CONNECTICUT

Report to the Board of Education
Regular Meeting, November 14, 2023 Dr. Semmel

Agenda Item III-C Personnel

Resignations – Certified

The following staff members will be retiring effective June 30, 2024:

Berlekovic, Pamela; department chair and agriculture science teacher at the Trumbull Agriscience and Biotechnology Center since August 2001.

Connon, Joanne; English teacher at Trumbull High School since August 2002.

Durfee, Andrew; science teacher at Trumbull High School since August 2003.

Michaels, Mary Doyle; special education teacher at Middlebrook Elementary School since August 1992.

Vrabel, Dr. Thomas; agriculture science teacher at the Trumbull Agriscience and Biotechnology Center since August 2006.

Weitzman, Claire; grade 4 teacher at Tashua Elementary School since August 2004.

Recommendation: Accept.

TRUMBULL PUBLIC SCHOOLS
TRUMBULL, CONNECTICUT

Report to the Board of Education
Regular Meeting – November 14, 2023 Mr. David P. Cote, P.E.

Agenda Item III-D

Middlebrook Elementary HVAC Improvements Project:

Authorization for the Board of Education to apply to the Commissioner of Administrative Services for a School Construction Grant was given by the Trumbull Town Council on November 10, 2022. Funding for the Town's share of the Roof Replacement project was approved as part of the 2022-2023 Capital Improvement Plan by the Board of Education and Town Council.

The attached Educational Specifications document requires Board of Education approval as per the Department of School Construction of the Connecticut State Department of Education.

Recommendation:

The Board of Education to approve the "Educational, Specifications" for the Middlebrook Elementary HVAC Improvements Project.

# EDUCATIONAL SPECIFICATIONS
# HVAC Grant Program

**Middlebrook Elementary School**
**220 Middlebrook Avenue**
**Trumbull, CT 06611**

PROJECT RATIONALE

The long-range plan for the Middlebrook School calls for provision of a safe and appropriate learning environment. The current school was built in 1952 and only has a central steam heating system providing heating in the building, with operable windows the primary source of fresh air ventilation which were replaced around 2015. The building is hot in the shoulder seasons and particularly in each June and September. This project is to deliver modernized ventilation systems with new heating, cooling and ventilation that provides an important public health function that filtrates the air to reduce airborne contaminants, including particles containing viruses.

LONG RANGE PLANS

The current long-range plan for the Middlebrook School calls for the current facility to be utilized in its current capacity as a school for in excess of 20 years. In order to comply with this aspect of the plan, and to provide a safe and healthy learning environment it is necessary to maintain the existing 2017 boilers, provide new heating and ventilation components, replace existing antiquated controls and installing new BMS technology systems related to HVAC operations and installing air conditioning and ventilation systems.

THE PROJECT

Summary Project Need:
(A)Age and condition of the current HVAC system or equipment: There is no central ventilation or air conditioning in the school except for isolated window air conditioners for year-round staff and special needs student requirements (IEP mandated)

(B)Current air quality issues at the school: There is no fresh air ventilation other than rooftop units serving the office area and media center, unit ventilators serving the classrooms, opening windows, with no air conditioning. The ventilation air associated with the HVAC equipment stated above are inadequate per code requirements.

(C)Age and condition of the overall school building: Built in 1952, the school has only had light renovations over the years including code conformance work, window replacements. It is constructed with durable materials that are in good condition with a serviceable life exceeding 20 years.

(D)School district's master plan: See the information provided in related grant application documents. The long-range master plan is to continue using this school as part of it's preK-5 elementary school program for the long term, foreseeable future (8-year enrollment projections are part of the grant and justify the school's continued operation)

(E)Availability of maintenance records: See documents attached to this application

(F) Contract or plan for the professional maintenance and cleaning of the HVAC system: The District's maintenance plan already includes the maintenance schedule for quarterly, semi-annual and annual cleaning

and maintenance requirements, implemented by our custodians, licensed qualified maintenance staff and paid contractors.

The existing school will have its existing central steam boilers and steam distribution system preserved. Classrooms within Building B of the school will be provided with ventilation via dedicated outdoor air system. Both floors will be provided with Variable Refrigerant Flow (VRF) ductless or ducted mini split systems; with rooftop outdoor, cold climate (hyper-heat) heat pumps; refrigerant circuit control boxes to serve multiple rooms in a zone and benefit from internal energy exchange (free cooling/heating).

Dedicated Outdoor Air Systems (DOAS) for central ventilation of tempered and humidity controlled fresh air and exhaust to the Classrooms with refrigerant coil cooling and multi-stage natural gas heating; with energy recovery wheel; with 100% Outside Air Economizer; with Carbon Dioxide Sensing demand-controlled ventilation (DCV) controls.

The project will upgrade controls to the existing Building Management System (BMS) to support the monitoring and control of the new HVAC equipment through remote access and the internet.

Roof areas will be cut, patched, and flashed for the DOAS ducted systems and the pitch boxes passing the piping between the rooftop heat pumps and the VRF system. Small areas of new ceilings in the corridors and other ducted DOAS areas will be created to conceal the duct systems and provide security for these systems.

The main electrical service will be upgraded to a 1000-amp 480 volt – 3 phase system including new Main Switch & CT, 480-volt Distribution panel, 208-volt Distribution panel, 225 KVA transformer, exterior mounted 480-volt Equipment panel and a 120/208-volt Branch panel. The 480-volt equipment panel and the 208-volt branch panel feeders will be run on the exterior of the building down into the Boiler room. Branch circuit feeds will be provided to all new HVAC equipment on the first & second floor and roof.

The main natural gas distribution system will be upgraded to support new HVAC equipment located on roof.

The existing sprinkler system will be modified to support new HVAC ductwork chases and new corridor ceilings.

The building roof areas will be replaced under a current approved state construction grant, State project #144-0106 RR. Construction for the roof replacement will begin the summer of 2023. The roof work associated with the DOAS and VRF Systems project can most efficiently be coordinated and constructed concurrently with the roof replacement.

Other work includes the following:

1. Installation of ceiling systems where required to conceal systems
2. Installation of new chase wall construction for risers
3. Installation of vertical chases for pipe runs and controls circuitry
4. Modifying existing floor/ceiling structures for vertical chases

BUILDING SYSTEMS

| | |
|---|---|
| Security: | Not applicable |
| Public Address: | Not applicable |
| Technology: | Not applicable |
| Phone System: | Not applicable |
| Clocks: | Not applicable |
| Security camera: | Not applicable |

## INTERIOR BUILDING ENVIRONMENT

| | |
|---|---|
| Acoustics: | Not applicable |
| Lighting: | Replace old surface mounted 1x4 fluorescent fixtures with new recessed mounted LED fixtures. |
| HVAC: | Replacement per this grant application. |
| Electrical: | The primary power system will be upgraded for the additional power requirements and distribution equipment as required, related to this grant application. |
| Fire Protection: | The existing sprinkler system branch piping will be modified to support new ductwork chases and sprinkler heads within the corridor will be replaced to support new ceilings. |
| Plumbing: | The natural gas distribution system will be upgraded for the additional fuel requirements related to this grant application. |
| Windows/Doors | Not applicable |
| Architectural | Construction of new vertical chases that will run from roof structure to first floor platform as well as horizontal soffits in ceilings to conceal piping. |
| Structural | Existing concrete slab and concrete joists will be cut to accommodate vertical chases from roof to the first floor. |
| Civil | New retaining wall to support primary voltage service switch. |

## SITE DEVELOPMENT

| | |
|---|---|
| Site Acquisition: | Not applicable. |
| Parking: | Not applicable. |
| Drives: | Not applicable. |
| Walkways: | Not applicable |
| Outdoor Athletic: Facilities | Not applicable. |
| Landscaping: | Not applicable. |
| Site Improvements: | Not applicable. |
| Civil | New retaining wall at secondary power distribution |

## CONSTRUCTION BONUS REQUEST

Middlebrook Elementary School does not house any of the special programs eligible for a school construction bonus which can be designated for this project.

| | |
|---|---|
| School Readiness: | C.G.S. 10-285a(e) – Not applicable |
| Lighthouse Schools; | C.G.S. 10-285a(f) – Not applicable |
| CHOICE: | C.G.S. 10-285a(g), as amended – Not applicable |
| Full-day Kindergarten: | C.G.S. 10-285a(h) – Not applicable |
| Reduced Class Size: | C.G.S. 10-285a(h) – Not applicable |
| Regional Vo-Ag Center: | C.G.S. 10-65 – Not applicable |
| Interdistrict Magnet School: | C.G.S. 10-264h – Not applicable |
| Interdistrict Cooperative School: | C.G.S. 10-158a – Not applicable |
| Regional Special Education Center: | C.G.S. 10-76e – Not applicable |

## FACILITY USES

The Middlebrook Elementary School will be designated to facilitate activities during school hours, before and after school hours, and throughout the entire calendar year.

Occasionally various Town Departments and local community organizations will utilize facilities at the Middlebrook Elementary School for activities when it is not being used by the students, in accordance with Board of Education Policy.

TRUMBULL PUBLIC SCHOOLS
TRUMBULL, CONNECTICUT

Report to the Board of Education
Regular Meeting – November 14, 2023 Dr. Semmel

Agenda Item – III-E

Approval/2024 Board of Education Meeting Dates

In accordance with Section 10-218 of the Connecticut General Statutes and the By-laws of the Trumbull Board of Education, the Board shall adopt a meeting schedule for the upcoming year.

Administrative Recommendation: Adopt the attached Board of Education Meeting Dates for calendar year 2024.

**TRUMBULL PUBLIC SCHOOLS**
**TRUMBULL, CONNECTICUT**
**BOARD OF EDUCATION**
**MEETING DATES**
**2024**
**DRAFT**

| | | |
|---|---|---|
| Tues. | January 9 | 7:00 p.m. Budget |
| Thurs. | January 11 | 7:00 p.m. Budget |
| Tues. | January 16 | 7:00 p.m. if needed Budget |
| Tues. | February 6 | 7:00 p.m. |
| Tues. | February 20 | 7:00 p.m. |
| Tues. | March 12 | 7:00 p.m. |
| Tues. | April 16 | 7:00 p.m. |
| Tues. | May 7 | 7:00 p.m. |
| Tues. | May 21 | 7:00 p.m. |
| Tues. | June 4 | 7:00 p.m. |
| Tues. | July 9 | 7:00 p.m. |
| Tues. | August 13 | 7:00 p.m. |
| Tues. | September 10 | 7:00 p.m. |
| Tues. | September 24 | 7:00 p.m. |
| Tues. | October 8 | 7:00 p.m. |
| Tues. | October 22 | 7:00 p.m. |
| Tues. | November 12 | 7:00 p.m. |
| Tues. | December 10 | 7:00 p.m. |
| | | |

TRUMBULL PUBLIC SCHOOLS
TRUMBULL, CONNECTICUT

Report to the Board of Education
Regular Meeting – November 14, 2023 Mrs. Hefele

Agenda Item – III-F Artificial Intelligence (AI) Cohort Work Update

Christina Hefele will give a brief overview of the work done to date by the teacher AI cohort group, the process we used, and our professional development plans. This team was created to conduct research and provide professional development in support of our district goal of communicating ways in which A.I. can be navigated and used as a benefit to TPS teaching and learning K-12

Recommendation: Review and Discuss

TRUMBULL PUBLIC SCHOOLS
TRUMBULL, CONNECTICUT

Report to the Board of Education

Regular Meeting – November 14, 2023 Dr. Iwanicki

Agenda Item – III-G

Second Reading
Policy for Review and Approval

Dr. Iwanicki will review with the Board two policies for revision:

- 5141.4 Reporting of Child Abuse, Neglect, and Sexual Assault
- 5145.511 Sexual Abuse Prevention and Education Program

Recommendation: Review and Approve Policies

# TRUMBULL PUBLIC SCHOOLS
# TRUMBULL, CONNECTICUT

## Policy Committee of the
## Trumbull Board of Education
## Regular Meeting

## Tuesday, October 17, 2023-- 5:30p.m.

## Minutes

I. The meeting was called to order at 5:32pm.

| Members Present | Members Absent |
|---|---|
| T. Gallo, Chair of Policy | A. Squiccimarro, BOE Member |
| M. Petitti, BOE Member | C. Turrieta, parent representative |
| T.Chaudhary, parent representative | B. O'Connor II, community rep |
| T.Gray, parent representative | N. Banks, TEA representative |
| P. Coppola, TAA representative | |
| N. Konstantinidis, student representative | |
| K. Totten, student representative | |
| Mike Ward, community representative | |
| S. Iwanicki, Ed.D., administrative designee | |

II. Correspondence/Public Comment- No public comment has been received.

III. Approval/Minutes –5/2/2023 T. Gallo made a motion to approve the minutes of the 5/2/2023. M. Petitti seconded. The motion passed unanimously.

IV. New Business-

*a.* Dr. Iwanicki shared that due to Connecticut Public Act 22-87, "An Act Concerning the Identification and Prevention of the Response to Adult Sexual Misconduct Against Children," as well as recommendations from the Connecticut Association of Boards of Education (CABE,) Trumbull Public Schools (TPS) is asking the Policy Committee to revise to *Policy 5141.4 Reporting of Child Abuse, Neglect, and Sexual Assault* as well as *Policy 5145.511 Sexual Abuse Prevention and Education Program*. The changes will ensure annual notification of mandated reporting regarding sexual abuse resources as well as prevention. TPS has already included the recommended resources within this year's annual notifications and trainings. These revisions seek to ensure our policy parallels our practice. Mrs. Gray noted the redundancy of mandated reporter statement in the first addition. It was shared that the language from CABE may have been seeking

to reiterate that these issues must be shared electronically *every year* and that all staff are mandated reporters. Mr. Gallo added that it was very commonly discussed each year. Mr. Gallo motioned to approve the revisions to Policy 5141.4 Reporting of Child Abuse, Neglect, and Sexual Assault and bring them to the Board for full approval. Mrs. Petitti seconded. The motion passed. The motion passed unanimously. Mr. Gallo further motioned to approve the revisions to 5145.511 Sexual Abuse Prevention and Education Program and bring them to the Board for full approval. Mrs. Petitti seconded. The motion passed unanimously.

b. Dates for Future Meetings and Next Policies for Revision- Mrs. Petitti inquired if the committee should establish next dates for the Policy Committee to meet and it was agreed to establish the next dates for the Policy Committee after the new Board members are decided. It was shared policy which may be brought forward to the Policy Committee for revision is 6112.2 Allotment of Time, Grades K-5. Additionally, any mandated revisions due to changes in the law will be brought forward for revision.

Mrs. Petitti made the motion to adjourn at 6:19pm. Mr. Gallo adjourned the meeting at 7:15pm.

TRUMBULL PUBLIC SCHOOLS

# Policy Committee

November 14, 2023

Susan Iwanicki, Ed.D.
Assistant Superintendent

Trumbull Public Schools
Committed to Excellence

# Policy 5141.4 Reporting of Child Abuse, Neglect, and Sexual Assault *and* Policy 5145.511 Sexual Abuse Prevention and Education Program

**SECOND READING**

- Policies were reviewed by the committee.
- Committee agreed to update based on current legislation.
- Connecticut Public Act 22-87, "An Act Concerning the Identification and Prevention of the Response to Adult Sexual Misconduct Against Children," as well as recommendations from the Connecticut Association of Boards of Education (CABE)

**TPS Website**

Other resources to families. These resources are available to families by clicking below:

- School-Community Mental Health Services
- Guidelines in Reporting Abuse and Neglect
- Statewide K-12 Sexual Assault & Abuse Prevention & Awareness Program Guidelines

# Board Discussion and Questions

TRUMBULL PUBLIC SCHOOLS
TRUMBULL, CONNECTICUT

Report to the Board of Education
Regular Meeting – November 14, 2023

Mr. Hendrickson

Agenda Item – III-H

Approval of Financial Reports
through September 30, 2023

- The Finance Committee of the Board of Education met on October 26, 2023 which included the review of the July 31, August 31, and September 30, 2023 financial reports.

Recommendation:

- Approve Financial Reports through September 30, 2023.

November 6, 2023

Memorandum To: Trumbull Board of Education

From: Paul Hendrickson, Business Administrator

Via: Dr. Martin J. Semmel, Superintendent

Subject: July, August, and September 2023 Financial Reports

Attached for your review are the July, August, and September 2023 Financial Reports that were presented to the Board of Education Finance Committee on October 26, 2023. I have included my notes with the report to address potential questions which may arise as well as graphs on total spend to date, salaries, benefits, and utilities.

If there are additional questions, please send them to phendric@trumbullps.org or call me at 203-452-4332.

**October 26, 2023 – Board of Education Finance Committee Report**

**Operating Budget (001):**

1) The summary sheet shows that the general fund has an available balance of $3,062,437; however, it is premature to make any predictions about yearend balances for a few more months. Many items have yet to be purchased or encumbered.
2) The package includes both the "By Object" and "By Location" financial statements.
3) The presentation begins with four graphs: Total Budget, Salaries, Benefits, and Utilities which illustrate the cumulative spend as a percentage of the respective budget at year end.
    a. Cumulative Total Board of Education Budget % by Month: 15.0%
        i. In the past three years this has ranged from 12.1% => 15.3%.
    b. Salaries (which are approximately 65.5% of the budget): 11.1%
        i. In the past three years this has ranged from 11.0% => 11.1%.
    c. Benefits (which are 17.8% of the budget) spent: 23.5%
        i. In the past three years this has ranged from14.3% => 23.9%.
        ii. Salaries and benefits make up 83.3% of the budget.
            1. So, five dollars out of every six is spent on personnel related items (salaries + benefits).
    d. Utilities (Electricity + Water) spent YTD = 16.2% of budget.
        i. Last three years: 16.0% => 19.3%
4) There a few items I would like to point out under the categories below (please refer both to the two-page summary and the fifteen-page detailed general fund financials in the package). Reviewing the standard nine object codes for September and their available balance:
    a. **Salaries (51XX): $2,557,082**
        i. Of this available balance $895,265 is for substitutes and $649,033 for coaches and advisors; the total of these two categories = $1,544,298.
        ii. The Business Office and HR will continue their meetings with MUNIS trainers to complete implementing Position Control.
    b. **Employee Benefits (52XX): -8,001**
        i. A couple more months are necessary to establish run rates for health benefits and FICA.
        ii. To date no unemployment has been assessed. This line item has decreased dramatically since the end of COVID.
        iii. Under Other Benefits, the amount for 401(A) has been increasing over the years and bears watching.
    c. **Purchased Professional Services (53XX): -$778,237**
        i. The primary contributor to this deficit is Service Contracts ($792,787) which has the following overages.
            1. Contracted - Substitute Teacher = -$576,098
            2. Contracted – Substitute Paraprofessional = -$299,766
            3. Total = -$875,864
            4. These line items were added post-budget for a contract with ESS which now handles the teacher and paraprofessional substitute management.

The deficits in these two items are offset by the available balance under Salaries.

d. **Purchased Property Services (54XX): $80,708**
   i. Utilities has an available balance = $6,000
   ii. Repairs & Service Fees available balance = $58,861
   iii. Copiers available balance = $3,820
   iv. Other Purchased Property Services available balance = $12,027

e. **Purchased Other Services (55XX): $721,798**; major items are:
   i. Transportation = $378,526
   ii. Interns = $341,250 (since encumbered)
   iii. PPS – Outplaced Tuition = -$332,0836
   iv. Other Purchased Services = $199,818

f. **Supplies (56XX): $795,832**
   i. Supplies Teaching = $351,929
   ii. Office Supplies = $53,987
   iii. Custodial Supplies = $66,322
   iv. Maintenance Supplies: $32,340
   v. Texts & Workbooks = $176,413
   vi. Testing Materials = $80,995

g. **Property (57XX): $375,906**
   i. Office furniture = $38,485
   ii. Classroom equipment = $314,838
   iii. Building equipment = $17,970

h. **Debt Service & Miscellaneous (58XX): $21,000**

**i. Other Objects (59XX): -703,852**
   i. The $703,852 credit consists of the following items:
   ii. Credits from the following accounts: Total = $901,852
      1. $300,000 from the Athletic Fund
      2. $100,000 from E-Rate (Technology)
      3. $66,300 from Magnet School Transportation
      4. $435,552 from the Non-Lapsing Account
   iii. Expenses for the following accounts: Total = $198,000
      1. $150,000 for Strings / Band
      2. $48,000 for ELITE
   iv. The was no activity in this object during this reporting period.

j. PPS Director Dean Catalano will attend the November 16th Committee meeting to answer questions about PPS.

**<u>Town Accounts (009)</u>**

1) July expenses = $8,942; August expenses = $7,820; September expenses = $14,116
2) Year-to-Date (YTD spend) = $30,878 (2.5%); budget = $1,247,421.

**<u>Student Activities Accounts (100)</u>**

1) The balance of accounts decreased $66,819 from $378,117 (6/30) to $311,298 (9/30).

2) The accounts with the largest changes were:
    a. The Tashua student activity fund decreased $15,118 in August.
    b. Due to 001/Town was reimbursed $67,790 in August.
    c. The THS Class of 2025 Fund increased $27,710 in September.

**Grants (200)**

1) Several grants have a negative available budget: The Title grants are usually not funded until early December and funded amounts normally exceed the prior year's funding. HeadStart is not funded until after the start of the Federal fiscal year (October 1st).

**Special Revenue Funds (205)**

1) There are four accounts in deficit in Special Revenue Funds:
    a. Continuing Education: -$34,083, due to a lag in revenues and having the salaries encumbered for the entire year.
    b. Strings / Band: -$156,752 due to salaries being encumbered for the entire school year.
    c. ELITE: -$82,270; the majority of the deficit is due to encumbering the estimated full year's expenses while revenues are only recognized when received.
    d. Note that $150,000 has been set aside for Strings / Band and $48,000 for ELITE in the Other Objects (59XX) budget category (refer to Other Objects (59XX) above).
    e. The Voluntary Insurance account is a self-liquidating account.
        i. This means that each month employees who signed-up for additional life insurance make a payment. These payments reduce the deficit.
        ii. Through September 30th the account is $254,169 in deficit.
        iii. Monthly payments are between $25,000 and $30,000.
        iv. Since there was a balance of $11,647 at 7/01/2023, the account's current balance is -$254,169.

**Food Service (210)**

1) In the month of September, the District posted a $3,661 loss.
2) The cumulative loss through September 30th = $108,849.
    a. This is primarily due to the medical premiums being paid monthly throughout the calendar year (there was minimal revenue in July and August).
3) The District's September claim for $103,656.36 was submitted to the State on October 17th. The claims normally take three weeks to process.
4) At September 30th, the District's cash account = $2,436,545 while the "Due to Town Account" = $216,844 resulting in a $2,219,701 net cash position.
5) The District's new Food Service Director Chris Molyneux will attend the February meeting of the Committee.

**Scholarships (300)**

1) The balance of the Scholarship Fund was $171,020 an increase of $3,315 from $167,705 at 6/30/2023. The increase was largely due to contributions to the Chelsea Cunha fund.

# Cumulative Total Board of Education Budget % By Month

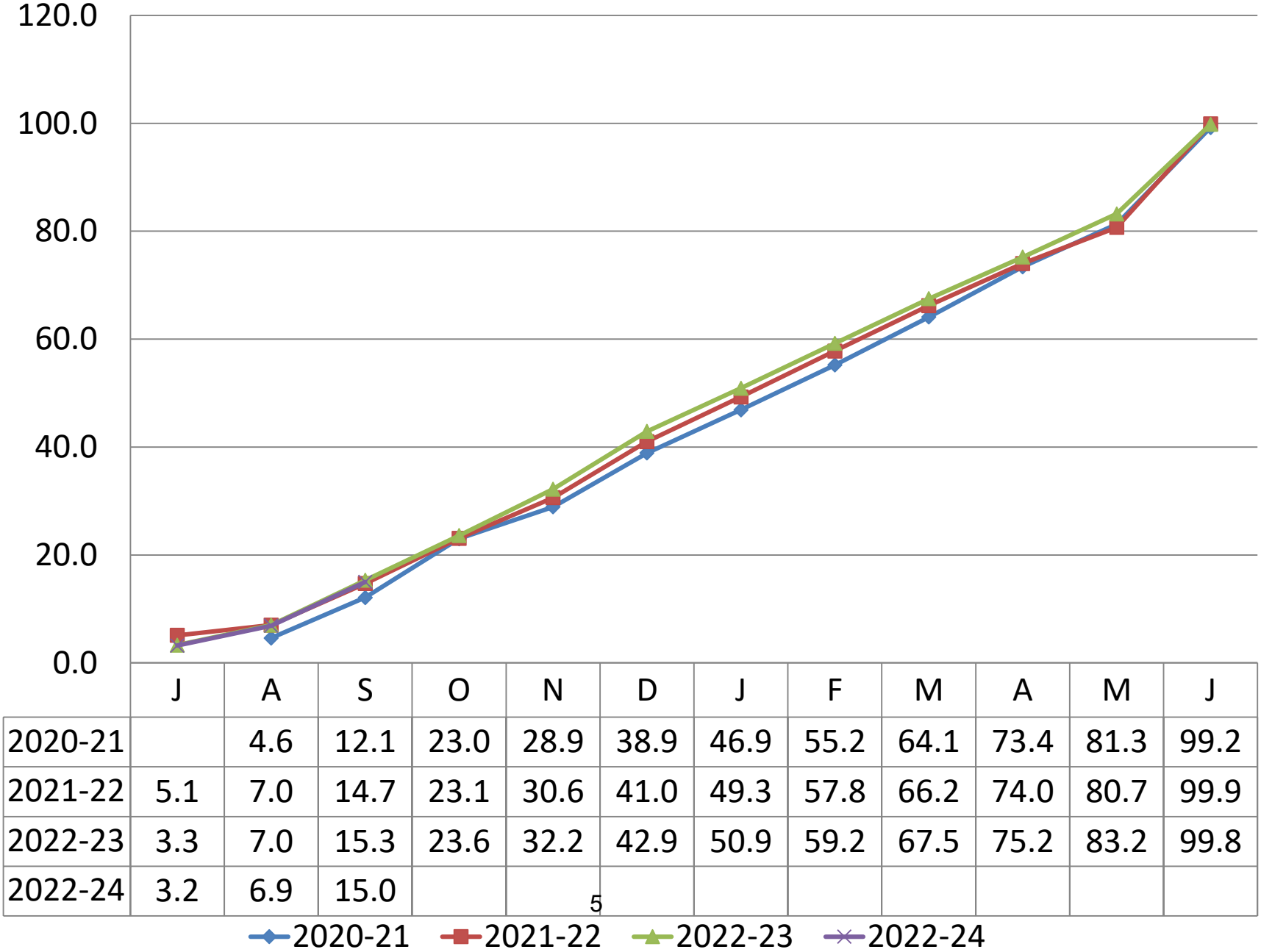


| | J | A | S | O | N | D | J | F | M | A | M | J |
|---|---|---|---|---|---|---|---|---|---|---|---|---|
| 2020-21 | | 4.6 | 12.1 | 23.0 | 28.9 | 38.9 | 46.9 | 55.2 | 64.1 | 73.4 | 81.3 | 99.2 |
| 2021-22 | 5.1 | 7.0 | 14.7 | 23.1 | 30.6 | 41.0 | 49.3 | 57.8 | 66.2 | 74.0 | 80.7 | 99.9 |
| 2022-23 | 3.3 | 7.0 | 15.3 | 23.6 | 32.2 | 42.9 | 50.9 | 59.2 | 67.5 | 75.2 | 83.2 | 99.8 |
| 2022-24 | 3.2 | 6.9 | 15.0 | | | | | | | | | |

# Cumulative Board of Education Salaries Budget % By Month

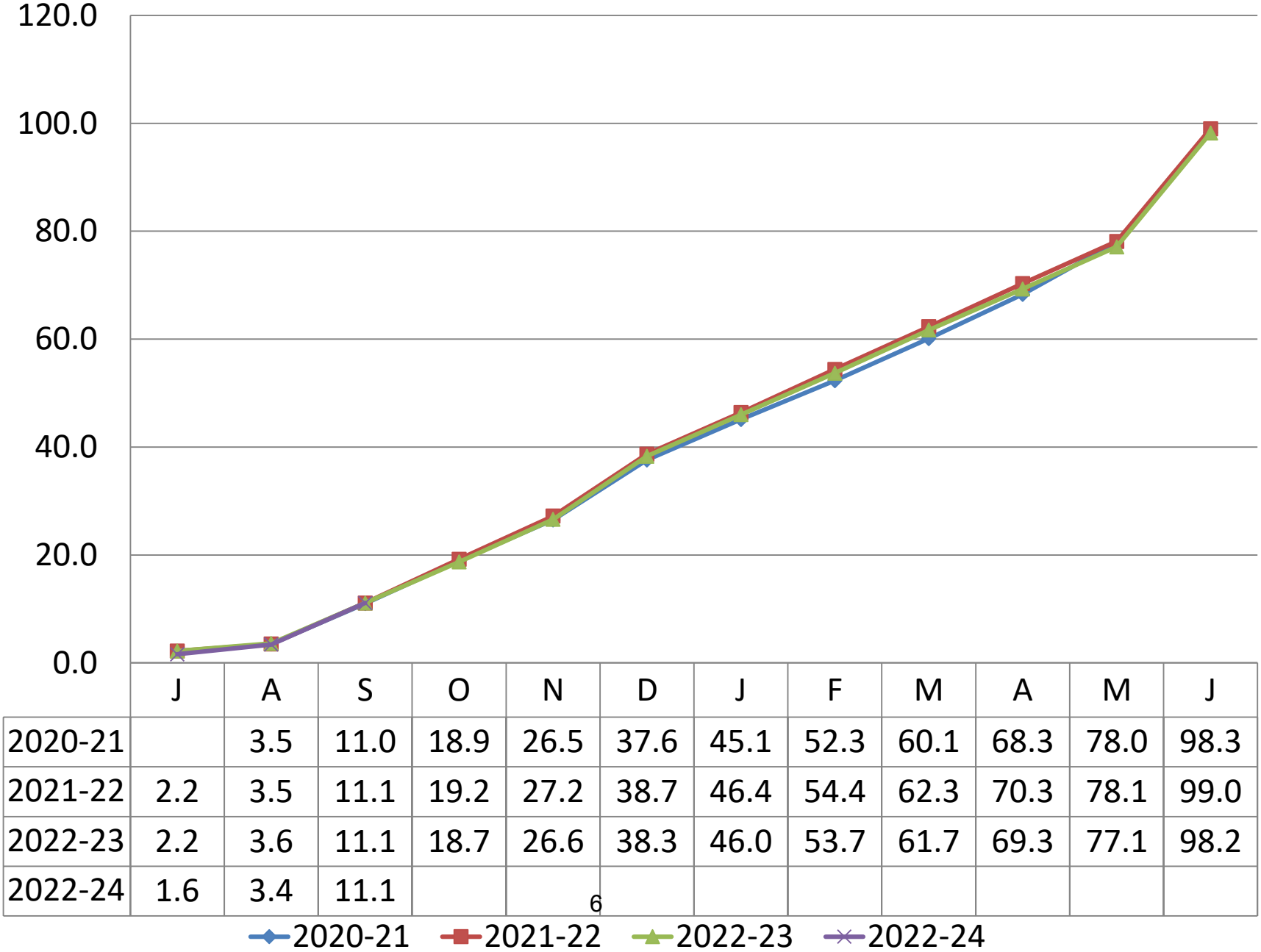


| | J | A | S | O | N | D | J | F | M | A | M | J |
|---|---|---|---|---|---|---|---|---|---|---|---|---|
| 2020-21 | | 3.5 | 11.0 | 18.9 | 26.5 | 37.6 | 45.1 | 52.3 | 60.1 | 68.3 | 78.0 | 98.3 |
| 2021-22 | 2.2 | 3.5 | 11.1 | 19.2 | 27.2 | 38.7 | 46.4 | 54.4 | 62.3 | 70.3 | 78.1 | 99.0 |
| 2022-23 | 2.2 | 3.6 | 11.1 | 18.7 | 26.6 | 38.3 | 46.0 | 53.7 | 61.7 | 69.3 | 77.1 | 98.2 |
| 2022-24 | 1.6 | 3.4 | 11.1 | | | | | | | | | |

# Cumulative Board of Education Benefits Budget % By Month

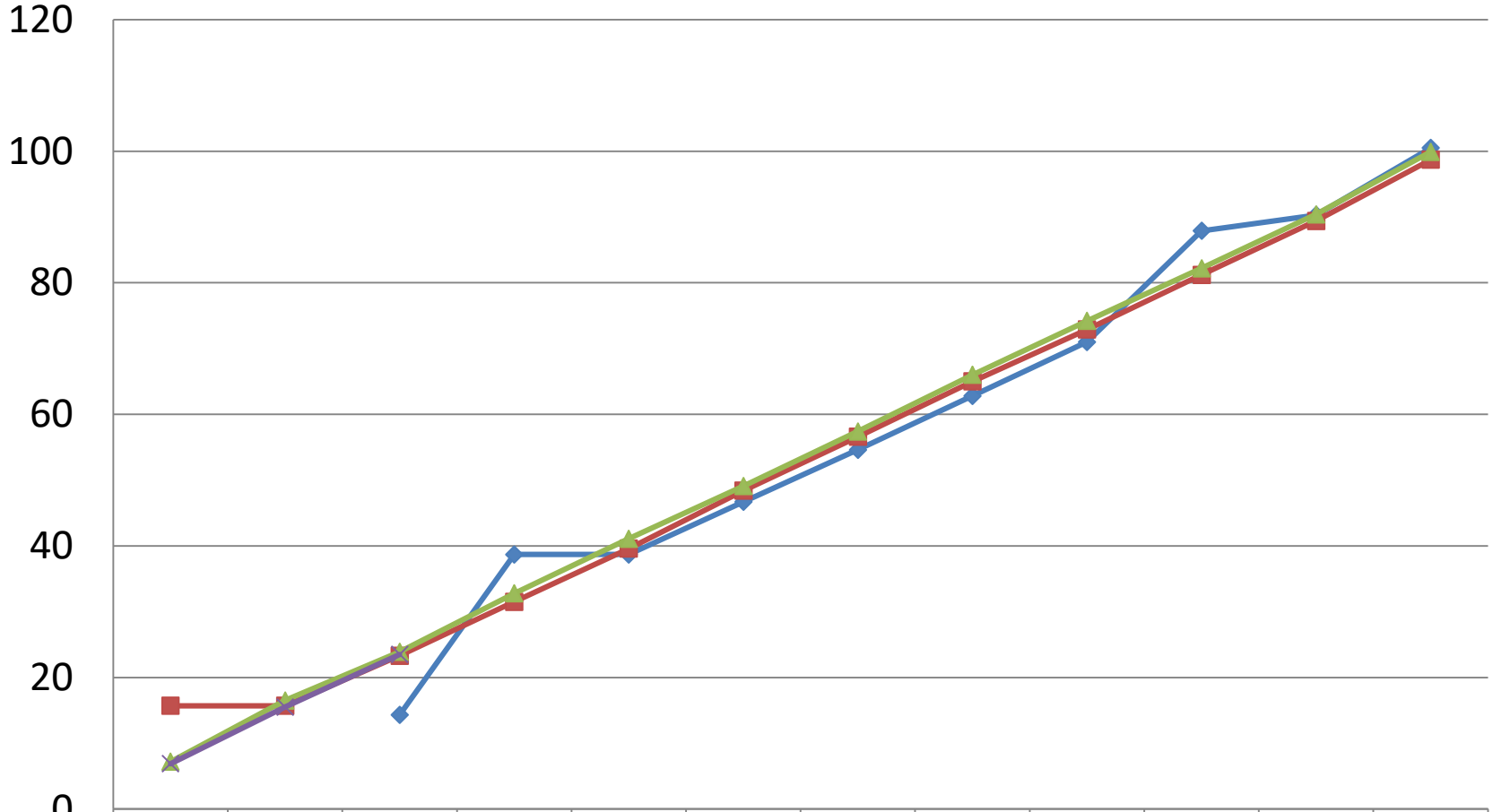


| | J | A | S | O | N | D | J | F | M | A | M | J |
|---|---|---|---|---|---|---|---|---|---|---|---|---|
| 2020-21 | | | 14.3 | 38.7 | 38.7 | 46.7 | 54.6 | 62.8 | 71.0 | 87.9 | 90.3 | 100.5 |
| 2021-22 | 15.7 | 15.7 | 23.3 | 31.5 | 39.6 | 48.4 | 56.6 | 65.0 | 72.9 | 81.2 | 89.4 | 98.7 |
| 2022-23 | 7.2 | 16.5 | 23.9 | 32.8 | 41.1 | 49.1 | 57.4 | 66.0 | 74.2 | 82.2 | 90.4 | 99.9 |
| 2022-24 | 6.9 | 15.5 | 23.5 | | | | | | | | | |

2020-21 2021-22 2022-23 2022-24

# Cumulative Board of Education Utilities Budget % By Month

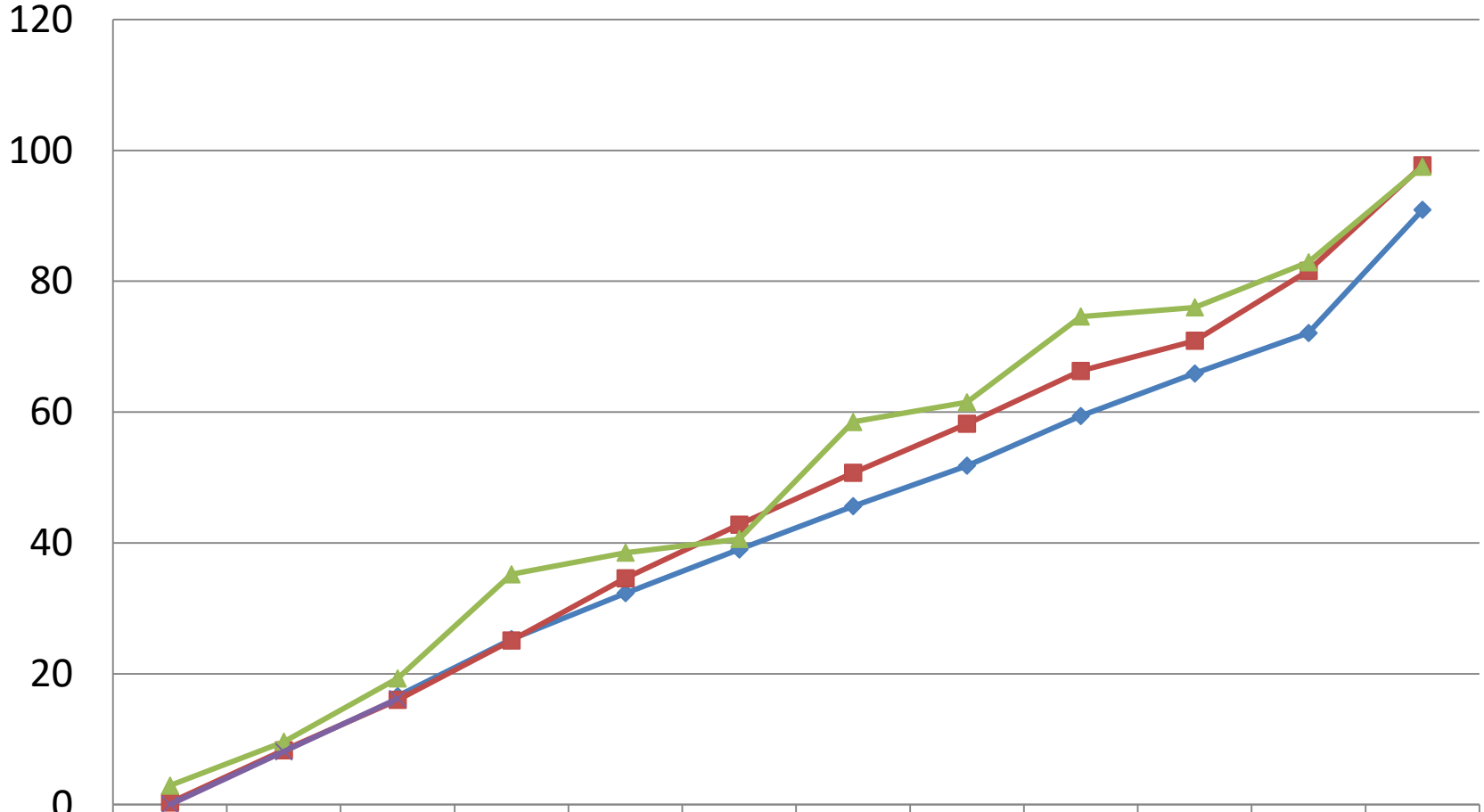


| | J | A | S | O | N | D | J | F | M | A | M | J |
|---|---|---|---|---|---|---|---|---|---|---|---|---|
| 2020-21 | | | 16.6 | 25.3 | 32.3 | 39.0 | 45.6 | 51.8 | 59.4 | 65.9 | 72.1 | 90.9 |
| 2021-22 | 0.3 | 8.3 | 16.0 | 25.1 | 34.6 | 42.8 | 50.7 | 58.2 | 66.3 | 70.9 | 81.6 | 97.7 |
| 2022-23 | 2.9 | 9.6 | 19.3 | 35.2 | 38.5 | 40.6 | 58.5 | 61.5 | 74.6 | 76.0 | 82.9 | 97.5 |
| 2022-24 | 0.0 | 8.1 | 16.2 | | | | | | | | | |

2020-21 2021-22 2022-23 2022-24

FOR 2024 03

| | ORIGINAL APPROP | TRANFRS/ ADJSTMTS | REVISED BUDGET | YTD EXPENDED | ENCUMBRANCES | AVAILABLE BUDGET | PCT USED |
|---|---|---|---|---|---|---|---|
| 001 BOE GENERAL FUND | 119,740,771 | 0 | 119,740,771 | 17,950,639.61 | 98,727,695.29 | 3,062,436.52 | 97.4% |
| 009 TOWN ACCOUNTS FUND | 0 | 1,247,421 | 1,247,421 | 30,878.07 | 1,070,074.33 | 146,468.60 | 88.3% |
| 200 GRANTS FUND | 0 | 3,331,108 | 3,331,108 | 305,469.02 | 2,250,483.51 | 775,155.61 | 76.7% |
| 205 SPECIAL REVENUE FUND | 0 | 954,542 | 954,542 | 370,486.78 | 1,035,315.24 | -451,259.97 | 147.3% |
| 210 SCHOOL LUNCH FUND | 0 | 0 | 0 | 445,946.10 | 2,567,639.63 | -3,013,585.73 | 100.0% |
| 300 SCHOLARSHIP FUND | 0 | 0 | 0 | 1,000.00 | .00 | -1,000.00 | 100.0% |
| GRAND TOTAL | 119,740,771 | 5,533,071 | 125,273,843 | 19,104,419.58 | 105,651,208.00 | 518,215.03 | 99.6% |

** END OF REPORT - Generated by Peg Brindisi **

**Trumbull Board of Education Expense vs Budget Summary**
**By Object**
**Report for the Period Ended 9/30/2023**

| Object Description | Code | Budget Original | Budget Transfers | Budget Revised | August Expended | September Expended | Committed/ Estimates | Available/ (Over) | % Spent or Committed |
|---|---|---|---|---|---|---|---|---|---|
| **Salaries** | **100** | | | | | | | | |
| Admin/Supervisors | | $5,268,550 | $0 | $5,268,550 | $773,355 | $1,179,009 | $4,062,887 | $26,653 | 99% |
| Teachers | | $55,876,304 | $0 | $55,876,304 | $433,068 | $4,814,138 | $50,949,158 | $113,008 | 100% |
| Custodians/Maintenance | | $4,131,948 | $0 | $4,131,948 | $522,712 | $817,006 | $3,090,256 | $224,687 | 95% |
| Tech Support | | $527,024 | $0 | $527,024 | $78,833 | $112,574 | $249,105 | $165,345 | 69% |
| Admin Support | | $2,921,139 | $0 | $2,921,139 | $350,183 | $566,555 | $2,178,370 | $176,214 | 94% |
| Paras & Aides | | $5,542,815 | $0 | $5,542,815 | $150,209 | $609,142 | $4,705,990 | $227,683 | 96% |
| Substitutes | | $1,065,000 | $0 | $1,065,000 | $11,832 | $62,842 | $106,893 | $895,265 | 16% |
| Coaches & Advisors | | $1,016,644 | $0 | $1,016,644 | $12,894 | $35,244 | $332,367 | $649,033 | 36% |
| Salaries Other | | $1,721,198 | $0 | $1,721,198 | $51,175 | $185,962 | $1,509,401 | $25,835 | 98% |
| Misc Salary Items | | $349,000 | $0 | $349,000 | $295,641 | $295,641 | $0 | $53,359 | 85% |
| **Salaries** | **Total** | **$78,419,621** | **$0** | **$78,419,621** | **$2,679,902** | **$8,678,113** | **$67,184,426** | **$2,557,082** | **97%** |
| **Employee Benefits** | **200** | | | | | | | | |
| Health Insurance | | $18,684,896 | $0 | $18,684,896 | $3,140,708 | $4,645,489 | $14,043,949 | ($4,542) | 100% |
| FICA | | $1,960,691 | $0 | $1,960,691 | $117,267 | $268,854 | $1,691,837 | $0 | 100% |
| Other Insurance | | $342,000 | $0 | $342,000 | $21,496 | $33,252 | $316,498 | ($7,751) | 102% |
| Unemployment | | $30,000 | $0 | $30,000 | $0 | $0 | $30,000 | $0 | 100% |
| Benefits Other | | $258,000 | $0 | $258,000 | $28,563 | $57,596 | $196,112 | $4,292 | 98% |
| **Employee Benefits** | **Total** | **$21,275,587** | **$0** | **$21,275,587** | **$3,308,035** | **$5,005,192** | **$16,278,395** | **($8,001)** | **100%** |
| **Purchased Professional Services** | **300** | | | | | | | | |
| Legal | | $250,000 | $0 | $250,000 | $0 | $16,142 | $240,469 | -$6,610 | 103% |
| Service Contracts | | $441,707 | $0 | $441,707 | $278,802 | $291,056 | $943,438 | -$792,787 | 279% |
| Consultants | | $305,000 | $0 | $305,000 | $26,109 | $50,559 | $271,321 | -$16,880 | 106% |
| Other Prof Services | | $415,595 | $0 | $415,595 | $114,536 | $135,515 | $242,040 | $38,040 | 91% |
| **Purchased Professional Services** | **Total** | **$1,412,302** | **$0** | **$1,412,302** | **$419,447** | **$493,272** | **$1,697,267** | **-$778,237** | **155%** |
| **Purchased Property Services** | **400** | | | | | | | | |
| Utilities | | $1,295,000 | $0 | $1,295,000 | $104,576 | $209,691 | $1,079,309 | $6,000 | 100% |
| Repairs & Svc Fees | | $429,000 | $0 | $429,000 | $84,735 | $170,156 | $199,983 | $58,861 | 86% |
| Copiers | | $243,820 | $0 | $243,820 | $20,415 | $60,441 | $179,559 | $3,820 | 98% |
| Other Purch'd Property Svcs | | $136,100 | $0 | $136,100 | $9,831 | $24,377 | $99,696 | $12,027 | 91% |
| **Purchased Property Services** | **Total** | **$2,103,920** | **$0** | **$2,103,920** | **$219,558** | **$464,666** | **$1,558,546** | **$80,708** | **96%** |
| **Purchased Other Services** | **500** | | | | | | | | |
| Transportation | | $7,300,049 | $0 | $7,300,049 | $19,539 | $50,007 | $6,871,516 | $378,526 | 95% |
| Communications | | $334,482 | $0 | $334,482 | $84,739 | $90,681 | $237,140 | $6,660 | 98% |
| Postage | | $35,000 | $0 | $35,000 | $270 | $2,454 | $43,821 | -$11,275 | 132% |
| Advertising | | $2,975 | $0 | $2,975 | $0 | $803 | $0 | $2,172 | 27% |
| Interns | | $341,250 | $0 | $341,250 | $0 | $0 | $0 | $341,250 | 0% |
| Tuition | | $4,433,108 | $0 | $4,433,108 | $595,106 | $1,430,434 | $3,201,150 | -$198,477 | 104% |
| Printing | | $11,750 | $0 | $11,750 | $8,503 | $8,627 | $0 | $3,123 | 73% |
| Other Purch'd Svcs | | $314,320 | $0 | $314,320 | $55,525 | $81,040 | $33,463 | $199,818 | 36% |
| **Purchased Other Services** | **Total** | **$12,772,934** | **$0** | **$12,772,934** | **$763,683** | **$1,664,047** | **$10,387,090** | **$721,798** | **94%** |
| **Supplies** | **600** | | | | | | | | |
| Supplies-Teaching | | $678,771 | $0 | $678,771 | $67,376 | $178,701 | $148,142 | $351,929 | 48% |
| Supplies-Office | | $104,209 | $0 | $104,209 | $13,355 | $29,557 | $20,665 | $53,987 | 48% |
| Supplies-Custodial | | $190,000 | $0 | $190,000 | $31,932 | $56,474 | $67,204 | $66,322 | 65% |
| Supplies-Maintenance | | $261,000 | $0 | $261,000 | $56,837 | $91,350 | $137,310 | $32,340 | 88% |
| Text & Workbooks | | $483,218 | $0 | $483,218 | $109,881 | $269,690 | $37,114 | $176,413 | 63% |
| Subscriptions | | $319,033 | $0 | $319,033 | $169,169 | $305,509 | $7,372 | $6,151 | 98% |
| Testing Materials | | $222,978 | $0 | $222,978 | $45,532 | $120,350 | $21,633 | $80,995 | 64% |
| Books & A/V | | $42,591 | $0 | $42,591 | $8,142 | $17,115 | $12,419 | $13,057 | 69% |
| Software | | $225,800 | $0 | $225,800 | $151,021 | $210,233 | $11,561 | $4,006 | 98% |
| Energy | | $633,400 | $0 | $633,400 | $6,918 | $21,423 | $611,977 | $0 | 100% |
| Other Supplies | | $34,900 | $0 | $34,900 | $385 | $2,723 | $21,545 | $10,632 | 70% |
| **Supplies** | **Total** | **$3,195,900** | **$0** | **$3,195,900** | **$660,547** | **$1,303,126** | **$1,096,941** | **$795,832** | **75%** |
| **Property** | **700** | | | | | | | | |
| Office Equipment | | $1,500 | $0 | $1,500 | $0 | $120 | $0 | $1,380 | 8% |
| Office Furniture | | $38,485 | $0 | $38,485 | $0 | $0 | $0 | $38,485 | 0% |
| Classroom Equipment | | $628,357 | $0 | $628,357 | $185,495 | $275,051 | $38,468 | $314,838 | 50% |
| Classroom Furniture | | $18,229 | $0 | $18,229 | $2,324 | $3,446 | $16,005 | -$1,222 | 107% |
| Bldg Equipment | | $30,500 | $0 | $30,500 | $0 | $3,429 | $9,101 | $17,970 | 41% |

**Trumbull Board of Education Expense vs Budget Summary**
**By Object**
**Report for the Period Ended 9/30/2023**

| Object Description | Code | Budget Original | Budget Transfers | Budget Revised | August Expended | September Expended | Committed/ Estimates | Available/ (Over) | % Spent or Committed |
|---|---|---|---|---|---|---|---|---|---|
| Bldg Improvements | | $12,000 | $0 | $12,000 | $1,620 | $2,430 | $8,890 | $680 | 94% |
| Other Equipment | | $3,775 | $0 | $3,775 | $0 | $0 | $0 | $3,775 | 0% |
| **Property** | **Total** | **$732,846** | **$0** | **$732,846** | **$189,439** | **$284,476** | **$72,464** | **$375,906** | **49%** |
| **Debt Service & Miscellaneous** | **800** | | | | | | | | |
| Dues, Fees and Memberships | | $530,513 | $0 | $530,513 | $27,270 | $57,748 | $452,566 | $20,200 | 96% |
| Other Objects | | $1,000 | $0 | $1,000 | $0 | $0 | $0 | $1,000 | 0% |
| **Miscellaneous** | **Total** | **$531,513** | **$0** | **$531,513** | **$27,270** | **$57,748** | **$452,566** | **$21,200** | **96%** |
| **Other Objects** | **900** | | | | | | | | |
| Other - Intergovernmental | | ($703,852) | $0 | ($703,852) | $0 | $0 | $0 | -$703,852 | 0% |
| **Other Objects** | **Total** | **($703,852)** | **$0** | **($703,852)** | **$0** | **$0** | **$0** | **-$703,852** | **0%** |
| **Munis Report Total** | | **$119,740,771** | **$0** | **$119,740,771** | **$8,267,880** | **$17,950,640** | **$98,727,695** | **$ 3,062,437** | **97%** |

**Trumbull Board of Education Expense vs Budget Detail**
**By Object**
**Report for the Period Ended 9/30/2023**

| Account # | Account Description | Budget Original | Budget Transfers | Budget Revised | August Expended | September Expended | Committed/ Estimates | Available/ (Over) |
|---|---|---|---|---|---|---|---|---|
| **Salaries** | | | | | | | | |
| **Admin/Supervisors** | | | | | | | | |
| 01011000-51113 | TECEC-Admin-Admin Salaries | $144,207 | $0 | $144,207 | $22,186 | $33,279 | $110,929 | ($0) |
| 01011200-51114 | PPS-Admin-Director/Coordinator | $347,670 | $0 | $347,670 | $47,986 | $71,980 | $239,932 | $35,759 |
| 01402320-51114 | Human Resource Director | $165,000 | $0 | $165,000 | $26,400 | $39,600 | $132,000 | ($6,600) |
| 01412210-51113 | D/W-Elem Asst Principal | $0 | $0 | $0 | $0 | $0 | $0 | $0 |
| 01412210-51114 | Assistant Superintendent | $201,038 | $0 | $201,038 | $31,531 | $47,297 | $157,656 | ($3,915) |
| 01422520-51125 | Tech-Admin-Manager | $141,035 | $0 | $141,035 | $18,985 | $29,834 | $108,488 | $2,712 |
| 01512400-51113 | BHES-Admin-Principal | $185,622 | $0 | $185,622 | $28,557 | $42,836 | $142,786 | ($0) |
| 01522400-51113 | FTES-Admin-Principal/Asst Principal | $331,644 | $0 | $331,644 | $47,729 | $59,915 | $273,729 | ($2,000) |
| 01532400-51113 | DFES-Admin-Principal | $185,622 | $0 | $185,622 | $28,557 | $42,836 | $142,786 | ($0) |
| 01542400-51113 | MBES-Admin-Principal | $327,262 | $0 | $327,262 | $37,543 | $76,533 | $255,111 | ($4,382) |
| 01552400-51113 | JRES-Admin-Principal | $180,055 | $0 | $180,055 | $27,701 | $41,551 | $138,504 | $0 |
| 01582400-51113 | TSES-Admin-Principal | $185,622 | $0 | $185,622 | $28,557 | $42,836 | $142,786 | ($0) |
| 01612400-51113 | HMS-Admin-Principal/Asst Principal | $343,627 | $0 | $343,627 | $52,866 | $79,299 | $264,329 | ($0) |
| 01622400-51113 | MMS-Admin-Principal/Asst Principal | $357,132 | $0 | $357,132 | $54,943 | $82,415 | $274,717 | ($0) |
| 01711006-51114 | THS-Ag Science-Director | $81,117 | $0 | $81,117 | $12,649 | $18,973 | $63,244 | ($1,100) |
| 01711019-51114 | Sports-Sports General-Director | $171,510 | $0 | $171,510 | $26,386 | $39,579 | $131,931 | ($0) |
| 01712400-51113 | THS-Admin-Principals | $890,802 | $0 | $890,802 | $120,522 | $188,134 | $676,120 | $26,549 |
| 01822230-51125 | Facilities-Admin-Director/Managers | $252,807 | $0 | $252,807 | $39,811 | $59,717 | $199,057 | ($5,967) |
| 01822230-51141 | Facilities-Admin-Manager OT | $0 | $0 | $0 | $0 | $0 | $0 | $0 |
| 01882700-51125 | Trans-Admin-Manager | $76,268 | $0 | $76,268 | $10,375 | $17,292 | $58,668 | $308 |
| 01902320-51115 | Super-Admin-Superintendent | $273,598 | $0 | $273,598 | $43,848 | $65,772 | $219,009 | ($11,183) |
| 01912520-51113 | Bus Off-Admin-Business Administrator | $176,347 | $0 | $176,347 | $27,673 | $41,509 | $138,365 | ($3,527) |
| 01912520-51129 | Bus Off-Admin-Acctg Manager | $90,617 | $0 | $90,617 | $13,941 | $20,912 | $69,705 | ($0) |
| 01922530-51125 | Asst Super-Dir Digital Learning | $159,948 | $0 | $159,948 | $24,607 | $36,911 | $123,037 | ($0) |
| | **Admin/Supervisors Total** | **$5,268,550** | **$0** | **$5,268,550** | **$773,355** | **$1,179,009** | **$4,062,887** | **$26,653** |
| **Teachers** | | | | | | | | |
| 01011000-51110 | TECEC-Classroom-Teachers | $666,447 | $0 | $666,447 | $0 | $49,186 | $551,955 | $65,307 |
| 01011200-51118 | PPS-L/W-Curriculum Writing | $15,000 | $0 | $15,000 | $842 | $842 | $0 | $14,158 |
| 01011200-51119 | PPS-L/W-Teacher Xtra Time | $37,080 | $0 | $37,080 | $6,395 | $7,931 | $0 | $29,150 |
| 01021201-51119 | PPS-After School-Teacher Salaries | $0 | $0 | $0 | $0 | $0 | $0 | $0 |
| 01062140-51111 | PPS-L/W-Psychologists | $1,682,174 | $0 | $1,682,174 | $0 | $122,737 | $1,443,676 | $115,761 |
| 01062145-51111 | PPS-L/W-Behaviorists | $352,547 | $0 | $352,547 | $0 | $27,600 | $331,205 | ($6,258) |
| 01072110-51111 | PPS-L/W-Social Workers | $1,043,899 | $0 | $1,043,899 | $0 | $96,500 | $1,087,634 | ($140,235) |
| 01082150-51111 | PPS-L/W-Speech & Language | $1,391,595 | $0 | $1,391,595 | $0 | $115,168 | $1,300,087 | ($23,660) |
| 01121200-51111 | TECEC-Classroom-Specialists | $141,010 | $0 | $141,010 | $0 | $13,991 | $140,962 | ($13,944) |
| 01161200-51110 | PPS-SPED-Elementary Teachers | $2,303,380 | $0 | $2,303,380 | $4,523 | $193,312 | $2,175,025 | ($64,956) |
| 01231200-51110 | PPS-SPED-Middle School Teachers | $1,565,558 | $0 | $1,565,558 | $9,046 | $124,401 | $1,358,209 | $82,947 |
| 01331200-51110 | PPS-SPED-THS Teachers | $2,113,032 | $0 | $2,113,032 | $28,506 | $196,499 | $1,954,420 | ($37,888) |
| 01371200-51118 | PPS-ESY-Teacher salaries | $196,730 | $0 | $196,730 | $149,168 | $152,012 | $0 | $44,718 |
| 01402210-51110 | Curr Dir-D/W-ELL Teachers | $668,481 | $0 | $668,481 | $4,523 | $57,948 | $610,532 | $0 |
| 01402320-51116 | Asst Super-Admin-Teacher Stipends | $0 | $0 | $0 | $0 | $0 | $0 | $0 |
| 01402320-51118 | Asst Super-L/W-Prof Devt Prep | $0 | $0 | $0 | $0 | $0 | $0 | $0 |
| 01402320-51200 | Asst Super-Admin-Teacher Mentors | $5,000 | $0 | $5,000 | $0 | $0 | $0 | $5,000 |
| 01411250-51110 | Curr Dir-D/W-TAG Teachers | $0 | $0 | $0 | $0 | $0 | $0 | $0 |
| 01412210-51111 | Curr Dir-D/W-Program Leaders | $383,096 | $0 | $383,096 | $13,569 | $41,797 | $311,159 | $30,140 |
| 01412210-51117 | Curr Dir-D/W-Teacher Training | $50,000 | $0 | $50,000 | $0 | $6,398 | $43,602 | $0 |
| 01412210-51118 | Curr Dir-D/W-Prof Devt Prep | $30,000 | $0 | $30,000 | $943 | $10,472 | $0 | $19,528 |
| 01412210-51119 | Curr Dir-Admin-Curriculum Writing | $84,391 | $0 | $84,391 | $43,680 | $49,957 | $0 | $34,434 |
| 01511001-51110 | BHES-Classroom-Teachers | $2,294,379 | $0 | $2,294,379 | $0 | $175,946 | $2,092,500 | $25,933 |
| 01511002-51110 | BHES-Classroom-Specialists | $573,189 | $0 | $573,189 | $0 | $38,606 | $464,804 | $69,778 |
| 01512220-51110 | BHES Library-Teachers-Salaries | $100,629 | $0 | $100,629 | $0 | $7,741 | $92,888 | ($0) |
| 01521001-51110 | FTES-Classroom-Teachers | $2,089,770 | $0 | $2,089,770 | $0 | $163,850 | $2,014,448 | ($88,528) |
| 01521002-51110 | FTES-Classroom-Specialists | $793,772 | $0 | $793,772 | $0 | $72,006 | $828,231 | ($106,465) |
| 01522220-51110 | FTES Library-Teachers-Salaries | $109,425 | $0 | $109,425 | $0 | $8,417 | $101,008 | $0 |
| 01531001-51110 | DFES-Classroom-Teachers | $2,300,699 | $0 | $2,300,699 | $0 | $169,878 | $2,038,541 | $92,280 |
| 01531002-51110 | DFES-Classroom-Specialists | $639,188 | $0 | $639,188 | $0 | $49,940 | $560,040 | $29,209 |
| 01532220-51110 | DFES Library-Teachers-Salaries | $86,505 | $0 | $86,505 | $0 | $6,654 | $79,851 | ($0) |
| 01541001-51110 | MBES-Classroom-Teachers | $2,327,473 | $0 | $2,327,473 | $0 | $180,778 | $2,099,222 | $47,473 |
| 01541002-51110 | MBES-Classroom-Specialists | $751,484 | $0 | $751,484 | $0 | $68,303 | $751,301 | ($68,119) |
| 01542220-51110 | MBES Library-Teachers-Salaries | $118,741 | $0 | $118,741 | $0 | $9,134 | $109,607 | $0 |
| 01551001-51110 | JRES-Classroom-Teachers | $2,074,856 | $0 | $2,074,856 | $0 | $165,592 | $1,942,275 | ($33,011) |
| 01551002-51110 | JRES-Classroom-Specialists | $657,252 | $0 | $657,252 | $0 | $54,311 | $607,485 | ($4,544) |
| 01552220-51110 | JRES Library-Teachers-Salaries | $94,423 | $0 | $94,423 | $0 | $7,263 | $87,160 | $0 |
| 01581001-51110 | TES-Classroom-Teachers | $2,041,177 | $0 | $2,041,177 | $0 | $151,321 | $1,797,074 | $92,781 |
| 01581002-51110 | TES-Classroom-Specialists | $586,403 | $0 | $586,403 | $0 | $48,091 | $546,337 | ($8,025) |
| 01582220-51110 | TES Library-Teachers-Salaries | $94,423 | $0 | $94,423 | $0 | $7,263 | $87,160 | $0 |
| 01611001-51110 | HMS-Classroom-Teacher Salaries | $3,830,784 | $0 | $3,830,784 | $0 | $290,407 | $3,463,557 | $76,820 |
| 01611001-51111 | HMS-Teacher Specialists | $118,741 | $0 | $118,741 | $0 | $9,134 | $109,607 | $0 |
| 01611016-51110 | HMS-Music-Teacher Salaries | $339,837 | $0 | $339,837 | $0 | $28,145 | $311,691 | $0 |
| 01611019-51110 | HMS-PE/Health-Teacher Salaries | $351,217 | $0 | $351,217 | $0 | $28,126 | $323,091 | $0 |

**Trumbull Board of Education Expense vs Budget Detail**
**By Object**
**Report for the Period Ended 9/30/2023**

| Account # | Account Description | Budget Original | Budget Transfers | Budget Revised | August Expended | September Expended | Committed/ Estimates | Available/ (Over) |
|---|---|---|---|---|---|---|---|---|
| 01612120-51110 | HMS-Guidance-Teacher Salaries | $302,655 | $0 | $302,655 | $13,569 | $35,858 | $267,462 | ($665) |
| 01612220-51110 | HMS-Library-Teacher Salaries | $118,741 | $0 | $118,741 | $0 | $9,134 | $109,607 | $0 |
| 01612400-51110 | HMS-Admin-Teacher Xtra days | $0 | $0 | $0 | $0 | $0 | $0 | $0 |
| 01621001-51110 | MMS-Classroom-Teacher Salaries | $4,343,480 | $0 | $4,343,480 | $0 | $321,230 | $3,790,899 | $231,351 |
| 01621001-51111 | MMS-Teacher Specialists | $81,532 | $0 | $81,532 | $0 | $9,134 | $109,607 | ($37,209) |
| 01621016-51110 | MMS-Music-Teacher Salaries | $310,541 | $0 | $310,541 | $0 | $25,892 | $284,649 | $0 |
| 01621019-51110 | MMS-PE/Health-Teacher Salaries | $392,553 | $0 | $392,553 | $0 | $29,964 | $333,510 | $29,079 |
| 01622120-51110 | MMS-Guidance-Teacher Salaries | $313,716 | $0 | $313,716 | $13,569 | $34,143 | $246,887 | $32,686 |
| 01622220-51110 | MMS-Library-Teacher Salaries | $118,741 | $0 | $118,741 | $0 | $9,134 | $109,607 | $0 |
| 01622400-51110 | MMS-Admin-Teacher Xtra days | $0 | $0 | $0 | $0 | $0 | $0 | $0 |
| 01711001-51110 | THS-Classroom-Teacher Salaries | $11,554,051 | $0 | $11,554,051 | $27,138 | $939,676 | $10,654,988 | ($40,612) |
| 01711001-51111 | THS-Teacher Specialists | $122,146 | $0 | $122,146 | $0 | $7,517 | $90,200 | $24,429 |
| 01711003-51110 | THS-Admin-Detention Duty | $0 | $0 | $0 | $0 | $0 | $0 | $0 |
| 01711006-51110 | THS-Ag Science-Teachers Salaries | $631,145 | $0 | $631,145 | $49,753 | $96,727 | $534,417 | $1 |
| 01711011-51110 | THS-World Language-Teacher Salaries | $0 | $0 | $0 | $0 | $0 | $0 | $0 |
| 01711016-51110 | THS-Music-Teacher Salaries | $280,483 | $0 | $280,483 | $0 | $22,967 | $253,289 | $4,227 |
| 01711019-51110 | THS-PE/Health-Teacher Salaries | $835,915 | $0 | $835,915 | $4,523 | $66,905 | $773,577 | ($4,567) |
| 01711022-51110 | THS-Alternate School-Teachers Salaries | $415,242 | $0 | $415,242 | $0 | $22,531 | $270,377 | $122,333 |
| 01711028-51110 | THS-Admin-Teacher Xtra Tme | $0 | $0 | $0 | $0 | $0 | $0 | $0 |
| 01712120-51110 | THS-Guidance-Teacher Salaries | $1,383,546 | $0 | $1,383,546 | $63,322 | $168,395 | $1,216,481 | ($1,330) |
| 01712220-51110 | THS-Library-Teacher Salaries | $94,530 | $0 | $94,530 | $0 | $7,272 | $87,258 | ($0) |
| 01712400-51110 | THS-Detention-Teacher Salaries | $3,500 | $0 | $3,500 | $0 | $0 | $0 | $3,500 |
| 01912520-51196 | D/W-Admin-Retirement/LOA Savings | ($600,000) | $0 | ($600,000) | $0 | $0 | $0 | ($600,000) |
| 01912520-51197 | D/W-Admin-Degree Changes | $70,000 | $0 | $70,000 | $0 | $0 | $0 | $70,000 |
| | **Teachers Total** | **$55,876,304** | **$0** | **$55,876,304** | **$433,068** | **$4,814,138** | **$50,949,158** | **$113,008** |
| **Custodians/Maintenance** | | | | | | | | |
| 01842610-51140 | Facilities-Custodial-Salaries | $2,983,630 | $0 | $2,983,630 | $374,782 | $585,536 | $2,441,316 | ($43,222) |
| 01842610-51141 | Facilities-Custodial-Custodial OT | $125,000 | $0 | $125,000 | $12,668 | $23,740 | $0 | $101,260 |
| 01842610-51142 | Facilities-Custodial-School OT | $130,000 | $0 | $130,000 | $1,292 | $11,123 | $0 | $118,877 |
| 01842610-51143 | Facilities-Snow Removal-Salaries | $0 | $0 | $0 | $0 | $0 | $0 | $0 |
| 01842610-51145 | Facilities-Custodial- Custodial Support | $9,360 | $0 | $9,360 | $1,290 | $1,883 | $0 | $7,478 |
| 01842610-51149 | Facilities-Custodial-Custodial Night Diff | $7,000 | $0 | $7,000 | $16 | $823 | $0 | $6,177 |
| 01852620-51140 | Facilities-Maintenance-Salaries | $819,958 | $0 | $819,958 | $101,753 | $160,026 | $648,939 | $10,993 |
| 01852620-51141 | Facilities-Maintenance-Maint OT | $25,000 | $0 | $25,000 | $5,583 | $7,948 | $0 | $17,052 |
| 01852620-51142 | Facilities-Maintenance-Security Checks | $0 | $0 | $0 | $0 | $0 | $0 | $0 |
| 01852620-51145 | Facilities-Maintenance-Summer Help | $32,000 | $0 | $32,000 | $25,328 | $25,928 | $0 | $6,073 |
| | **Custodians/Maintenance Total** | **$4,131,948** | **$0** | **$4,131,948** | **$522,712** | **$817,006** | **$3,090,256** | **$224,687** |
| **Tech Support** | | | | | | | | |
| 01422220-51124 | Tech-Dist A/V/Ch 17-Technician | $0 | $0 | $0 | $0 | $0 | $0 | $0 |
| 01422520-51129 | Tech-Admin-Other Technical | $512,024 | $0 | $512,024 | $74,859 | $106,988 | $249,105 | $155,931 |
| 01422520-51141 | Tech-Admin-Xtra Time/Help | $15,000 | $0 | $15,000 | $3,974 | $5,586 | $0 | $9,414 |
| | **Tech Support Total** | **$527,024** | **$0** | **$527,024** | **$78,833** | **$112,574** | **$249,105** | **$165,345** |
| **Administative Support** | | | | | | | | |
| 01011000-51130 | TECEC-Admin-Secy 12 Mth | $25,507 | $0 | $25,507 | $3,878 | $5,818 | $19,392 | $298 |
| 01011000-51131 | TECEC-Admin-Secy 10 Mth | $52,113 | $0 | $52,113 | $2,004 | $6,013 | $46,100 | $0 |
| 01011000-51135 | TECEC-Admin-Clerical Xtra Time | $1,300 | $0 | $1,300 | $848 | $848 | $0 | $452 |
| 01011200-51130 | PPS-Admin-Secy 12 Mth | $150,623 | $0 | $150,623 | $22,785 | $34,760 | $114,960 | $904 |
| 01011200-51135 | PPS-Admin-Clerical Xtra Time | $1,000 | $0 | $1,000 | $417 | $735 | $0 | $265 |
| 01402320-51130 | Asst Super-Admin-Secy 12 Mth | $76,958 | $0 | $76,958 | $12,303 | $18,154 | $58,475 | $329 |
| 01402320-51135 | Asst Super-Admin-Clerical Xtra Time | $0 | $0 | $0 | $0 | $0 | $0 | $0 |
| 01412210-51130 | Curr Dir-Admin-Secy 12 Mth | $67,799 | $0 | $67,799 | $10,390 | $15,586 | $51,952 | $262 |
| 01412210-51135 | Curr Dir-Admin-Clerical Xtra Time | $0 | $0 | $0 | $0 | $0 | $0 | $0 |
| 01422520-51130 | Tech-Admin-Secy 12 Mth | $58,654 | $0 | $58,654 | $8,975 | $13,469 | $44,944 | $241 |
| 01422520-51135 | Tech-Admin--Clerical Xtra Time | $0 | $0 | $0 | $11 | $11 | $0 | ($11) |
| 01512400-51130 | BHES-Admin-Secy 12 Mth | $66,169 | $0 | $66,169 | $10,099 | $15,149 | $50,496 | $524 |
| 01512400-51131 | BHES-Admin-Secy 10 Mth | $42,344 | $0 | $42,344 | $1,629 | $4,886 | $37,458 | $0 |
| 01512400-51135 | BHES-Admin-Clerical Xtra Time | $0 | $0 | $0 | $0 | $24 | $0 | ($24) |
| 01522400-51130 | FTES-Admin-Secy 12 Mth | $66,449 | $0 | $66,449 | $10,649 | $15,699 | $50,496 | $254 |
| 01522400-51131 | FTES-Admin-Secy 10 Mth | $43,236 | $0 | $43,236 | $2,443 | $6,328 | $36,908 | $0 |
| 01522400-51135 | FTES-Admin-Clerical Xtra Time | $0 | $0 | $0 | $209 | $822 | $0 | ($822) |
| 01532400-51130 | DFES-Admin-Secy 12 Mth | $66,499 | $0 | $66,499 | $10,699 | $15,749 | $50,496 | $254 |
| 01532400-51131 | DFES-Admin-Secy 10 Mth | $42,344 | $0 | $42,344 | $1,629 | $4,886 | $37,458 | $0 |
| 01532400-51135 | DFES-Admin-Clerical Xtra Time | $0 | $0 | $0 | $31 | $160 | $0 | ($160) |
| 01542400-51130 | MBES-Admin-Secy 12 Mth | $65,899 | $0 | $65,899 | $10,099 | $15,161 | $50,496 | $242 |
| 01542400-51131 | MBES-Admin-Secy 10 Mth | $37,234 | $0 | $37,234 | $1,432 | $4,404 | $32,937 | ($108) |
| 01542400-51135 | MBES-Admin-Clerical Xtra Time | $0 | $0 | $0 | $0 | $0 | $0 | $0 |
| 01552400-51130 | JRES-Admin-Secy 12 Mth | $66,499 | $0 | $66,499 | $10,699 | $15,749 | $50,496 | $254 |
| 01552400-51131 | JRES-Admin-Secy 10 Mth | $42,344 | $0 | $42,344 | $1,629 | $4,886 | $37,458 | $0 |
| 01552400-51135 | JRES-Admin-Clerical Xtra Time | $500 | $0 | $500 | $36 | $344 | $0 | $156 |
| 01582400-51130 | TES-Admin-Secy 12 Mth | $66,189 | $0 | $66,189 | $10,099 | $15,149 | $50,496 | $544 |

**Trumbull Board of Education Expense vs Budget Detail**
**By Object**
**Report for the Period Ended 9/30/2023**

| Account # | Account Description | Budget Original | Budget Transfers | Budget Revised | August Expended | September Expended | Committed/ Estimates | Available/ (Over) |
|---|---|---|---|---|---|---|---|---|
| 01582400-51131 | TES-Admin-Secy 10 Mth | $42,344 | $0 | $42,344 | $1,629 | $4,886 | $37,458 | ($0) |
| 01582400-51135 | TES-Admin-Clerical Xtra Time | $500 | $0 | $500 | $12 | $181 | $0 | $319 |
| 01612120-51131 | HMS-Guidance-Secy 10 Mth | $52,113 | $0 | $52,113 | $2,004 | $6,013 | $46,100 | $0 |
| 01612120-51135 | HMS-Guidance-Clerical Xtra Time | $0 | $0 | $0 | $0 | $80 | $0 | ($80) |
| 01612400-51130 | HMS-Admin-Secy 12 Mth | $66,189 | $0 | $66,189 | $10,099 | $15,149 | $50,496 | $544 |
| 01612400-51131 | HMS-Admin-Secy 10 Mth | $43,112 | $0 | $43,112 | $1,658 | $5,051 | $38,137 | ($76) |
| 01612400-51135 | HMS-Admin-Clerical Xtra Time | $0 | $0 | $0 | $0 | $0 | $0 | $0 |
| 01622120-51131 | MMS-Guidance-Secy 10 Mth | $53,101 | $0 | $53,101 | $2,023 | $6,047 | $46,532 | $523 |
| 01622120-51135 | MMS-Guidance-Clerical Xtra Time | $0 | $0 | $0 | $23 | $68 | $0 | ($68) |
| 01622400-51130 | MMS-Admin-Secy 12 Mth | $65,899 | $0 | $65,899 | $10,385 | $15,458 | $50,496 | ($55) |
| 01622400-51131 | MMS-Admin-Secy 10 Mth | $52,113 | $0 | $52,113 | $1,932 | $5,796 | $36,706 | $9,611 |
| 01622400-51135 | MMS-Admin-Clerical Xtra Time | $0 | $0 | $0 | $0 | $0 | $0 | $0 |
| 01711006-51131 | THS-Ag Science-Secy 10 Mths | $39,803 | $0 | $39,803 | $1,867 | $4,902 | $34,901 | $0 |
| 01711006-51135 | THS-Ag Science-Secy Xtra Time | $459 | $0 | $459 | $348 | $348 | $0 | $111 |
| 01711022-51131 | THS-Alternate School-Secy 10 Mths | $0 | $0 | $0 | $0 | $0 | $0 | $0 |
| 01712120-51130 | THS-Guidance-Secy 12 Mths | $190,634 | $0 | $190,634 | $29,918 | $44,462 | $145,440 | $732 |
| 01712120-51135 | THS-Guidance-Clerical Xtra Time | $0 | $0 | $0 | $11 | $68 | $0 | ($68) |
| 01712220-51130 | THS-Library-Secy 12 Mths | $0 | $0 | $0 | $121 | $242 | $0 | ($242) |
| 01712220-51131 | THS-Library-Secy 10 Mths | $0 | $0 | $0 | $0 | $0 | $0 | $0 |
| 01712220-51135 | THS-Library-Clerical Xtra Time | $0 | $0 | $0 | $0 | $0 | $0 | $0 |
| 01712400-51130 | THS-Admin-Secy 12 Mth | $122,919 | $0 | $122,919 | $18,732 | $28,439 | $96,253 | ($1,774) |
| 01712400-51131 | THS-Admin-Secy 10 Mth | $156,828 | $0 | $156,828 | $5,639 | $16,912 | $129,706 | $10,210 |
| 01712400-51135 | THS-Admin-Clerical Xtra Time | $250 | $0 | $250 | $0 | $24 | $0 | $226 |
| 01713201-51131 | Sports-Sports General-Secy 10 Mths | $43,112 | $0 | $43,112 | $1,658 | $5,013 | $38,137 | ($38) |
| 01713201-51135 | Sports-Sports Gen-Clerical Xtra Time | $4,500 | $0 | $4,500 | $0 | $0 | $0 | $4,500 |
| 01802320-51115 | Super-Personnel-Support Staff | $177,247 | $0 | $177,247 | $28,157 | $41,711 | $135,536 | $0 |
| 01802320-51131 | Super-Personnel-Support Staff-10 Mth | $47,494 | $0 | $47,494 | $0 | $0 | $0 | $47,494 |
| 01802320-51135 | Super-Personnel-Clerical Xtra Time | $0 | $0 | $0 | $1,280 | $2,372 | $0 | ($2,372) |
| 01822230-51130 | Facilities-Admin-Secy 12 Mth | $134,899 | $0 | $134,899 | $11,098 | $18,144 | $70,464 | $46,291 |
| 01822230-51135 | Facilities-Admin-Clerical Xtra Time | $0 | $0 | $0 | $0 | $0 | $0 | $0 |
| 01882700-51130 | Trans-Admin-Secy 12 Mth | $113,466 | $0 | $113,466 | $13,019 | $17,382 | $43,632 | $52,452 |
| 01882700-51131 | Trans-Admin-Secy 10 Mth | $0 | $0 | $0 | $0 | $0 | $0 | $0 |
| 01882700-51135 | Trans-Admin-Clerical Xtra Time | $3,890 | $0 | $3,890 | $367 | $753 | $0 | $3,137 |
| 01902310-51136 | Super-BOE-Secy-BOE Mtgs | $4,000 | $0 | $4,000 | $350 | $525 | $0 | $3,475 |
| 01902320-51130 | Super-Admin-Support Staff | $159,424 | $0 | $159,424 | $25,168 | $37,588 | $124,192 | ($2,355) |
| 01902320-51135 | Super-Admin-Clerical Xtra Time | $0 | $0 | $0 | $0 | $0 | $0 | $0 |
| 01912520-51130 | Bus Off-Admin-Support 12 Mth | $303,681 | $0 | $303,681 | $48,233 | $71,549 | $233,162 | ($1,030) |
| 01912520-51135 | Bus Off-Admin-Support-Clerical Xtra Time | $1,500 | $0 | $1,500 | $593 | $1,296 | $0 | $204 |
| 01922530-51135 | Asst Super-Admin-Clerical Xtra Time | $2,000 | $0 | $2,000 | $864 | $1,311 | $0 | $689 |
| | **Administrative Support Total** | **$2,921,139** | **$0** | **$2,921,139** | **$350,183** | **$566,555** | **$2,178,370** | **$176,214** |
| **Paras & Aides** | | | | | | | | |
| 01011000-51120 | TECEC-Classroom-Paras | $244,027 | $0 | $244,027 | $0 | $20,679 | $193,228 | $30,120 |
| 01011000-51122 | TECEC-Classroom-ABA Paras | $275,633 | $0 | $275,633 | $0 | $22,898 | $228,983 | $23,752 |
| 01011200-51120 | PPS-L/W-Instructional Paras | $2,616,637 | $0 | $2,616,637 | $525 | $228,436 | $2,256,138 | $132,063 |
| 01011200-51121 | PPS-D/W-Para Xtra Time | $100,000 | $0 | $100,000 | $0 | $5,038 | $0 | $94,962 |
| 01011200-51122 | PPS-L/W-ABA Paras | $1,486,608 | $0 | $1,486,608 | $0 | $134,041 | $1,412,204 | ($59,637) |
| 01032130-51128 | PPS-L/W-Health Aides | $88,967 | $0 | $88,967 | $0 | $8,082 | $80,879 | $6 |
| 01371200-51122 | PPS-ESY-ABA Paras | $82,400 | $0 | $82,400 | $95,881 | $95,881 | $0 | ($13,481) |
| 01371200-51128 | PPS-ESY-Health Aides | $0 | $0 | $0 | $8,419 | $8,419 | $0 | ($8,419) |
| 01371200-51129 | PPS-ESY-Para | $51,500 | $0 | $51,500 | $45,384 | $45,384 | $0 | $6,116 |
| 01412210-51120 | PPS-D/W-Para Training | $10,000 | $0 | $10,000 | $0 | $0 | $10,000 | $0 |
| 01511001-51120 | BHES-Classroom-Instructional Aides | $57,686 | $0 | $57,686 | $0 | $3,147 | $54,539 | $0 |
| 01512400-51120 | BHES-Admin-Paras | $20,789 | $0 | $20,789 | $0 | $1,546 | $19,243 | $0 |
| 01521001-51120 | FTES-Classroom-Instructional Aides | $58,731 | $0 | $58,731 | $0 | $4,128 | $54,603 | $0 |
| 01522400-51120 | FTES-Admin-Paras | $41,287 | $0 | $41,287 | $0 | $3,660 | $15,326 | $22,301 |
| 01531001-51120 | DFES-Classroom-Instructional Aides | $51,700 | $0 | $51,700 | $0 | $3,145 | $48,555 | $0 |
| 01532400-51120 | DFES-Admin-Paras | $20,351 | $0 | $20,351 | $0 | $564 | $19,787 | $0 |
| 01541001-51120 | MBES-Classroom-Instructional Aides | $51,785 | $0 | $51,785 | $0 | $3,570 | $48,215 | $0 |
| 01542400-51120 | MBES-Admin-Paras | $12,893 | $0 | $12,893 | $0 | $983 | $11,910 | $0 |
| 01551001-51120 | JRES-Classroom-Instructional Aides | $56,641 | $0 | $56,641 | $0 | $3,298 | $53,343 | $0 |
| 01552400-51120 | JRES-Admin-Paras | $23,292 | $0 | $23,292 | $0 | $1,212 | $22,080 | $0 |
| 01581001-51120 | TES-Classroom-Instructional Aides | $58,731 | $0 | $58,731 | $0 | $3,522 | $55,209 | $0 |
| 01582400-51120 | TES-Admin-Paras | $23,466 | $0 | $23,466 | $0 | $1,752 | $21,714 | $0 |
| 01612220-51120 | HMS-Library-Paras | $0 | $0 | $0 | $0 | $0 | $0 | $0 |
| 01612400-51120 | HMS-Admin-Admin Para | $13,185 | $0 | $13,185 | $0 | $1,081 | $12,104 | $0 |
| 01622220-51120 | MMS-Library-Paras | $0 | $0 | $0 | $0 | $0 | $0 | $0 |
| 01622400-51120 | MMS-Admin-Admin Para | $13,783 | $0 | $13,783 | $0 | $1,057 | $12,726 | $0 |
| 01712400-51120 | THS-L/W-Paras | $82,724 | $0 | $82,724 | $0 | $7,619 | $75,203 | ($99) |
| | **Paras & Aides Total** | **$5,542,815** | **$0** | **$5,542,815** | **$150,209** | **$609,142** | **$4,705,990** | **$227,683** |
| **Substitutes** | | | | | | | | |
| 01802320-51113 | Substitute Administrators | $0 | $0 | $0 | $0 | $0 | $0 | $0 |
| 01802320-51117 | Substitute Teachers | $800,000 | $0 | $800,000 | $0 | $40,505 | $60,000 | $699,495 |

**Trumbull Board of Education Expense vs Budget Detail**
**By Object**
**Report for the Period Ended 9/30/2023**

| Account # | Account Description | Budget Original | Budget Transfers | Budget Revised | August Expended | September Expended | Committed/ Estimates | Available/ (Over) |
|---|---|---|---|---|---|---|---|---|
| 01802320-51119 | Super-Personnel-Teacher Extra | $0 | $0 | $0 | $3,500 | $3,580 | $0 | ($3,580) |
| 01802320-51129 | Substitute Paraprofessionals | $200,000 | $0 | $200,000 | $0 | $4,826 | $0 | $195,174 |
| 01802320-51139 | Substitute Secretaries | $10,000 | $0 | $10,000 | $2,982 | $5,824 | $0 | $4,176 |
| 01802320-51140 | Facilities-Admin-Substitutes | $55,000 | $0 | $55,000 | $5,349 | $8,107 | $46,893 | $0 |
| | **Substitutes Total** | **$1,065,000** | **$0** | **$1,065,000** | **$11,832** | **$62,842** | **$106,893** | **$895,265** |
| **Coaches & Advisors** | | | | | | | | |
| 01613202-51116 | HMS-Activities-Advisors | $45,000 | $0 | $45,000 | $0 | $0 | $45,000 | $0 |
| 01623202-51116 | MMS-Activities-Advisors | $45,000 | $0 | $45,000 | $0 | $0 | $45,000 | $0 |
| 01711016-51116 | THS-Music-Directors | $0 | $0 | $0 | $0 | $0 | $0 | $0 |
| 01713202-51116 | THS-Activities-Advisors | $129,863 | $0 | $129,863 | $0 | $0 | $129,863 | $0 |
| 01713201-51116 | Sports-Sports General-Coaches | $796,781 | $0 | $796,781 | $11,250 | $28,329 | $112,504 | $655,948 |
| 01713201-51129 | Sports-Sports General-Other Non Certified | $0 | $0 | $0 | $1,444 | $2,346 | $0 | ($2,346) |
| 01713201-51170 | Sports-Athletic Game Staff | $0 | $0 | $0 | $200 | $4,568 | $0 | ($4,568) |
| | **Coaches & Advisors Total** | **$1,016,644** | **$0** | **$1,016,644** | **$12,894** | **$35,244** | **$332,367** | **$649,033** |
| **Salaries Other** | | | | | | | | |
| 01011200-51117 | PPS-L/W-Teacher Subs | $0 | $0 | $0 | $0 | $0 | $0 | $0 |
| 01011201-51117 | PPS-L/W-Tutors Homebound | $32,212 | $0 | $32,212 | $1,403 | $5,723 | $29,144 | ($2,656) |
| 01011203-51117 | PPS-L/W-Tutors Tutorial | $77,000 | $0 | $77,000 | $0 | $4,367 | $72,633 | $0 |
| 01011204-51117 | PPS-L/W-Tutors Expulsions | $10,000 | $0 | $10,000 | $0 | $0 | $10,000 | $0 |
| 01032130-51123 | PPS-L/W-OT/PT Therapists | $570,783 | $0 | $570,783 | $0 | $45,062 | $540,738 | ($15,017) |
| 01331200-51126 | PPS-SPED-Work Experience | $6,000 | $0 | $6,000 | $503 | $503 | $0 | $5,497 |
| 01401201-51117 | Asst Super-L/W-Tutors Homebound | $1,500 | $0 | $1,500 | $0 | $0 | $0 | $1,500 |
| 01401203-51117 | Asst Super-L/W-Tutors Tutorial | $3,500 | $0 | $3,500 | $0 | $0 | $0 | $3,500 |
| 01401204-51117 | Asst Super-L/W-Tutors Expulsions | $7,000 | $0 | $7,000 | $0 | $0 | $0 | $7,000 |
| 01412210-51129 | Curr Dir-D/W-Other Non-Certified | $77,634 | $0 | $77,634 | $12,190 | $18,209 | $59,488 | ($63) |
| 01711006-51129 | THS-Ag Science-Misc Salaries | $6,000 | $0 | $6,000 | $995 | $1,256 | $0 | $4,744 |
| 01802320-51127 | Substitute-Security Guards | $0 | $0 | $0 | $237 | $3,365 | $0 | ($3,365) |
| 01822230-51127 | Facilities-D/W-Security Guards | $826,935 | $0 | $826,935 | $20,544 | $85,348 | $737,910 | $3,677 |
| 01822230-51128 | Facilities-D/W-Security Guards OT | $25,000 | $0 | $25,000 | $3,405 | $4,283 | $0 | $20,717 |
| 01922530-51129 | Asst Super-Info Svcs-Oth Non-Certified | $77,634 | $0 | $77,634 | $11,898 | $17,846 | $59,488 | $300 |
| | **Salaries Other** | **$1,721,198** | **$0** | **$1,721,198** | **$51,175** | **$185,962** | **$1,509,401** | **$25,835** |
| **Misc Salary Items** | | | | | | | | |
| 01912520-51198 | D/W-Admin-Retiree Payments | $300,000 | $0 | $300,000 | $295,641 | $295,641 | $0 | $4,359 |
| 01912520-51199 | D/W-Admin-Reserve For Negotiations | $49,000 | $0 | $49,000 | $0 | $0 | $0 | $49,000 |
| | **Misc Salary Items Total** | **$349,000** | **$0** | **$349,000** | **$295,641** | **$295,641** | **$0** | **$53,359** |
| | **Salaries Total** | **$78,419,621** | **$0** | **$78,419,621** | **$2,679,902** | **$8,678,113** | **$67,184,426** | **$2,557,082.38** |
| **Employee Benefits** | | | | | | | | |
| **Health Insurance** | | | | | | | | |
| 01912520-52002 | Benefits-Health & Dental | $18,684,896 | $0 | $18,684,896 | $3,856,225 | $5,855,687 | $18,271,633 | ($5,442,424) |
| 01912520-52011 | Benefits-Health Premium Share - Medical | $0 | $0 | $0 | ($674,306) | ($1,140,448) | ($4,002,612) | $5,143,060 |
| 01912520-52012 | Benefits-Health Premium Share - Dental | $0 | $0 | $0 | ($41,211) | ($69,749) | ($225,073) | $294,822 |
| | **Health Insurance Total** | **$18,684,896** | **$0** | **$18,684,896** | **$3,140,708** | **$4,645,489** | **$14,043,949** | **($4,542)** |
| **FICA** | | | | | | | | |
| 01912520-52001 | Benefits-FICA | $1,960,691 | $0 | $1,960,691 | $117,267 | $268,854 | $1,691,837 | $0 |
| | **FICA** | **$1,960,691** | **$0** | **$1,960,691** | **$117,267** | **$268,854** | **$1,691,837** | **$0** |
| **Other Insurance** | | | | | | | | |
| 01912520-52003 | D/W-Admin-Medical Waiver | $200,000 | $0 | $200,000 | $0 | $0 | $200,000 | $0 |
| 01912520-52004 | Benefits-Disability Insurance | $22,000 | $0 | $22,000 | $3,553 | $5,530 | $17,170 | ($700) |
| 01912520-52005 | Benefits-Life Insurance | $120,000 | $0 | $120,000 | $17,943 | $27,723 | $99,328 | ($7,051) |
| | **Other Insurance Total** | **$342,000** | **$0** | **$342,000** | **$21,496** | **$33,252** | **$316,498** | **($7,751)** |
| **Unemployment** | | | | | | | | |
| 01912520-52006 | D/W-Admin-Unemployment | $30,000 | $0 | $30,000 | $0 | $0 | $30,000 | $0 |
| | **Unemployment Total** | **$30,000** | **$0** | **$30,000** | **$0** | **$0** | **$30,000** | **$0** |
| **Benefits Other** | | | | | | | | |
| 01912520-52007 | Benefits-Workers Compensation | $0 | $0 | $0 | $0 | $0 | $0 | $0 |
| 01912520-52008 | Benefits-Administrative Fees | $18,000 | $0 | $18,000 | $4,180 | $5,038 | $8,670 | $4,292 |
| 01912520-52010 | Benefits-TBOE 401a Contribution | $240,000 | $0 | $240,000 | $24,383 | $52,558 | $187,442 | $0 |
| | **Benefits Other Total** | **$258,000** | **$0** | **$258,000** | **$28,563** | **$57,596** | **$196,112** | **$4,292** |

**Trumbull Board of Education Expense vs Budget Detail**
**By Object**
**Report for the Period Ended 9/30/2023**

| Account # | Account Description | Budget Original | Budget Transfers | Budget Revised | August Expended | September Expended | Committed/ Estimates | Available/ (Over) |
|---|---|---|---|---|---|---|---|---|
| | **Employee Benefits Total** | **$21,275,587** | **$0** | **$21,275,587** | **$3,308,035** | **$5,005,192** | **$16,278,395** | **($8,001)** |
| **Purchased Professional Services** | | | | | | | | |
| **Legal** | | | | | | | | |
| 01011200-53308 | PPS-Admin-Legal SPED | $140,000 | $0 | $140,000 | $0 | $3,095 | $136,906 | $0 |
| 01902310-53308 | Super-BOE-Legal-Reg Ed | $110,000 | $0 | $110,000 | $0 | $13,047 | $103,563 | ($6,610) |
| | **Legal Total** | **$250,000** | **$0** | **$250,000** | **$0** | **$16,142** | **$240,469** | **($6,610)** |
| **Service Contracts** | | | | | | | | |
| 01011200-53300 | PPS-Admin-Prof Purch'd Services | $67,000 | $0 | $67,000 | $4,506 | $4,506 | $0 | $62,494 |
| 01052130-53305 | PPS-Health Services-Service Contracts | $62,000 | $0 | $62,000 | $0 | $0 | $0 | $62,000 |
| 01422520-53305 | Tech-Admin-Maintenance Contracts | $27,800 | $0 | $27,800 | $0 | $5,165 | $0 | $22,635 |
| 01802130-53401 | Contracted-Substitute Teacher | $0 | $0 | $0 | $0 | $5,070 | $571,028 | ($576,098) |
| 01802130-53402 | Contracted-Substitute Paraprofessional | $0 | $0 | $0 | $0 | $1,838 | $297,928 | ($299,766) |
| 01802130-53403 | Contracted-Substitute Secretary | $0 | $0 | $0 | $0 | $0 | $74,482 | ($74,482) |
| 01882700-53303 | Trans-Admin-Software Support | $7,500 | $0 | $7,500 | $7,977 | $7,977 | $0 | ($477) |
| 01922530-53301 | Bus Off-Admin-Prof Purch'd Svcs | $82,000 | $0 | $82,000 | $86,813 | $86,995 | $0 | ($4,995) |
| 01922530-53302 | Asst Super-Info Svcs-Dbase Students | $195,407 | $0 | $195,407 | $179,506 | $179,506 | $0 | $15,901 |
| | **Service Contracts Total** | **$441,707** | **$0** | **$441,707** | **$278,802** | **$291,056** | **$943,438** | **($792,787)** |
| **Consultants** | | | | | | | | |
| 01011201-53210 | PPS Homebound Instructional Services | $0 | $0 | $0 | $0 | $0 | $0 | $0 |
| 01401201-53210 | Homebound Instructional Services | $5,000 | $0 | $5,000 | $0 | $0 | $0 | $5,000 |
| 01011200-53230 | PPS-L/W-Consultants | $300,000 | $0 | $300,000 | $26,109 | $50,559 | $271,321 | ($21,880) |
| | **Consultants Total** | **$305,000** | **$0** | **$305,000** | **$26,109** | **$50,559** | **$271,321** | **($16,880)** |
| **Other Professional Services** | | | | | | | | |
| 01412210-53300 | Curr Dir-D/W-Other Professional Svcs | $10,000 | $0 | $10,000 | $0 | $0 | $0 | $10,000 |
| 01422214-53300 | Tech-L/W-Other Professional Svcs | $4,500 | $0 | $4,500 | $795 | $3,990 | $5,471 | ($4,961) |
| 01422220-53300 | Tech-Dist AV/Ch17-Other Prof Svcs | $3,500 | $0 | $3,500 | $0 | $505 | $0 | $2,995 |
| 01422520-53300 | Tech-Admin-Other Professional Svcs | $6,800 | $0 | $6,800 | $0 | $0 | $0 | $6,800 |
| 01613202-53301 | HMS-Activities-Police | $0 | $0 | $0 | $0 | $0 | $0 | $0 |
| 01623202-53301 | MMS-Activities-Police | $800 | $0 | $800 | $0 | $0 | $0 | $800 |
| 01711016-53300 | THS-Music-Other Professional Svcs | $47,575 | $0 | $47,575 | $0 | $6,670 | $13,930 | $26,975 |
| 01712120-53220 | THS-Guidance-Career Guidance | $920 | $0 | $920 | $0 | $63 | $125 | $732 |
| 01712400-53301 | THS-Admin-Police Services | $65,000 | $0 | $65,000 | $0 | $2,464 | $62,536 | $0 |
| 01713201-53300 | Sports-Sports GeneraL-Purch'd Svcs | $139,000 | $0 | $139,000 | $0 | $7,268 | $142,000 | ($10,268) |
| 01713201-53301 | Athletic Student Activity-Police Services | $15,000 | $0 | $15,000 | ($1,900) | ($1,900) | $15,000 | $1,900 |
| 01852647-53300 | Facilities-Bldg Improvement-Oth Prof Svcs | $3,000 | $0 | $3,000 | $0 | $738 | $0 | $2,263 |
| 01882700-53300 | Transportation-Professional Svcs | $0 | $0 | $0 | $0 | $0 | $0 | $0 |
| 01902310-53300 | Super-BOE-Professional Services | $26,000 | $0 | $26,000 | $23,039 | $23,115 | $2,978 | ($93) |
| 01912520-53300 | Bus Off-Admin-Professional Svcs | $500 | $0 | $500 | $0 | $0 | $0 | $500 |
| 01912520-53310 | Bus Off-Admin-Athletic Insurance | $93,000 | $0 | $93,000 | $92,602 | $92,602 | $0 | $398 |
| 01922530-53304 | Bus Off-Admin-Training | $0 | $0 | $0 | $0 | $0 | $0 | $0 |
| | **Other Professional Services Total** | **$415,595** | **$0** | **$415,595** | **$114,536** | **$135,515** | **$242,040** | **$38,040** |
| | **Purchased Professional Services Total** | **$1,412,302** | **$0** | **$1,412,302** | **$419,447** | **$493,272** | **$1,697,267** | **($778,237)** |
| **Purchased Property Services** | | | | | | | | |
| **Utilities** | | | | | | | | |
| 01842611-54101 | Facilities-D/W-Electricity | $1,170,000 | $0 | $1,170,000 | $94,971 | $186,617 | $977,383 | $6,000 |
| 01842611-54105 | Facilities-D/W-Water | $125,000 | $0 | $125,000 | $9,606 | $23,075 | $101,925 | $0 |
| | **Utilities Total** | **$1,295,000** | **$0** | **$1,295,000** | **$104,576** | **$209,691** | **$1,079,309** | **$6,000** |
| **Repairs & Service Fees** | | | | | | | | |
| 01052130-54300 | PPS-Health Svcs-Repairs & Svc Fees | $2,000 | $0 | $2,000 | $0 | $870 | $630 | $500 |
| 01422214-54300 | Tech-L/W-Repairs & Svc Fees | $800 | $0 | $800 | $0 | $0 | $0 | $800 |
| 01422220-54300 | Tech-Dist AV/Ch17-Repairs & Svc Fees | $500 | $0 | $500 | $0 | $0 | $0 | $500 |
| 01422520-54300 | Tech-Admin-Repairs & Svc Fees | $1,200 | $0 | $1,200 | $0 | $0 | $0 | $1,200 |
| 01711006-54300 | THS-Ag Science-Repairs & Svc Fees | $3,000 | $0 | $3,000 | $103 | $103 | $2,897 | $0 |
| 01842610-54300 | Facilities-Custodial-Repairs | $3,000 | $0 | $3,000 | $289 | $13,708 | $2,829 | ($13,537) |
| 01852622-54300 | Facilities-Snow Removal-Repairs & Svc Fees | $10,000 | $0 | $10,000 | $0 | $0 | $0 | $10,000 |
| 01852623-54300 | Facilities-Vehicles-Repairs & Svc Fees | $5,000 | $0 | $5,000 | $0 | $0 | $5,625 | ($625) |
| 01852625-54300 | Facilities-Grounds-Repairs & Svc Fees | $8,000 | $0 | $8,000 | $80 | $9,880 | $0 | ($1,880) |
| 01852627-54300 | Facilities-Lawn Care-Repairs & Svc Fees | $5,000 | $0 | $5,000 | $0 | $0 | $10,900 | ($5,900) |
| 01852629-54300 | Facilities-Septic/Sewer-Repairs & Svc Fees | $0 | $0 | $0 | $0 | $0 | $12,819 | ($12,819) |
| 01852631-54300 | Facilities-Maintenance-Repairs & Svc Fees | $45,000 | $0 | $45,000 | $21,305 | $31,789 | $34,038 | ($20,827) |

**Trumbull Board of Education Expense vs Budget Detail**
**By Object**
**Report for the Period Ended 9/30/2023**

| Account # | Account Description | Budget Original | Budget Transfers | Budget Revised | August Expended | September Expended | Committed/ Estimates | Available/ (Over) |
|---|---|---|---|---|---|---|---|---|
| 01852632-54300 | Facilities-Inside Maint-Repairs & Svcs Fees | $5,000 | $0 | $5,000 | $0 | $1,000 | $1,000 | $3,000 |
| 01852633-54300 | Facilities-Electrical-Repairs & Svc Fees | $50,000 | $0 | $50,000 | $225 | $8,145 | $18,455 | $23,400 |
| 01852633-54301 | Facilities-Security-Service Contracts | $0 | $0 | $0 | $0 | $0 | $0 | $0 |
| 01852634-54300 | Facilities-Fire Protection-Repairs & Svc Fees | $20,000 | $0 | $20,000 | $4,136 | $18,814 | $15,507 | ($14,321) |
| 01852635-54300 | Facilities-Floor-Repairs & Svc Fees | $40,000 | $0 | $40,000 | $15,552 | $19,620 | $4 | $20,376 |
| 01852638-54300 | Facilities-Hardware-Repairs & Svc Fees | $0 | $0 | $0 | $0 | $0 | $0 | $0 |
| 01852637-54300 | Facilities-Glass-Repairs & Svc Fees | $5,000 | $0 | $5,000 | $350 | $2,405 | $2,595 | $0 |
| 01852639-54300 | Facilities-HVAC-Repairs & Svc Fees | $125,000 | $0 | $125,000 | $35,465 | $52,323 | $52,095 | $20,582 |
| 01852642-54300 | Facilities-Painting-Repairs & Svc Fees | $0 | $0 | $0 | $0 | $0 | $0 | $0 |
| 01852643-54300 | Facilities-Equipment-Repairs & Svc Fees | $7,500 | $0 | $7,500 | $0 | $2,830 | $2,090 | $2,580 |
| 01852644-54300 | Facilities-Plumbing-Repairs & Svc Fees | $5,000 | $0 | $5,000 | $0 | $660 | $8,499 | ($4,159) |
| 01852645-54300 | Facilities-Roofing-Repairs & Svc Fees | $40,000 | $0 | $40,000 | $6,449 | $6,449 | $6,260 | $27,291 |
| 01852646-54300 | Facilities-Pest Control-Repairs & Svc Fees | $10,000 | $0 | $10,000 | $780 | $1,560 | $8,440 | $0 |
| 01852647-54300 | Facilities-Bldg Improve-Repairs & Svc Fees | $20,000 | $0 | $20,000 | $0 | $0 | $0 | $20,000 |
| 01852648-54300 | Facilities-IAQ-Repairs & Svc Fees | $18,000 | $0 | $18,000 | $0 | $0 | $15,300 | $2,700 |
| 01852649-54300 | Facilities-Welding-Repairs & Svc Fees | $0 | $0 | $0 | $0 | $0 | $0 | $0 |
| | **Repairs & Service Fees Total** | **$429,000** | **$0** | **$429,000** | **$84,735** | **$170,156** | **$199,983** | **$58,861** |
| **Copiers** | | | | | | | | |
| 01422520-54409 | D/W Copiers | $243,820 | $0 | $243,820 | $20,415 | $60,441 | $179,559 | $3,820 |
| 01902320-54409 | D/W-Admin-Copiers | $0 | $0 | $0 | $0 | $0 | $0 | $0 |
| | **Copiers Total** | **$243,820** | **$0** | **$243,820** | **$20,415** | **$60,441** | **$179,559** | **$3,820** |
| **Other Purchased Property Services** | | | | | | | | |
| 01512400-54900 | BHES-Admin-Other Purch'd Svcs | $300 | $0 | $300 | $0 | $0 | $0 | $300 |
| 01522400-54900 | FTES-Admin-Other Purch'd Svcs | $300 | $0 | $300 | $0 | $0 | $0 | $300 |
| 01532400-54900 | DFES-Admin-Other Purch'd Svcs | $300 | $0 | $300 | $0 | $0 | $0 | $300 |
| 01542400-54900 | MBES-Admin-Other Purch'd Svcs | $0 | $0 | $0 | $0 | $0 | $0 | $0 |
| 01552400-54900 | JRES-Admin-Other Purch'd Svcs | $500 | $0 | $500 | $0 | $0 | $0 | $500 |
| 01582400-54900 | TES-Admin-Other Purch'd Svcs | $300 | $0 | $300 | $0 | $0 | $0 | $300 |
| 01611016-54900 | HMS-Music-Other Purch'd Property Svcs | $1,200 | $0 | $1,200 | $0 | $424 | $0 | $776 |
| 01612400-54900 | HMS-Classroom-Other Purch'd Svcs | $1,700 | $0 | $1,700 | $0 | $0 | $0 | $1,700 |
| 01621016-54900 | MMS-Music-Other Purch'd Property Svcs | $1,000 | $0 | $1,000 | $0 | $0 | $780 | $220 |
| 01622400-54900 | MMS-Classroom-Other Purch'd Svcs | $1,500 | $0 | $1,500 | $20 | $20 | $500 | $980 |
| 01711001-54900 | THS-Classroom-Other Purch'd Property Svcs | $0 | $0 | $0 | $21 | $21 | $0 | ($21) |
| 01711006-54900 | THS-Ag Science-Other Purch'd Prop Svcs | $3,000 | $0 | $3,000 | $267 | $267 | $2,050 | $683 |
| 01711014-54900 | THS-Technology Education-Other Purch'd Pro | $0 | $0 | $0 | $0 | $0 | $0 | $0 |
| 01711016-54201 | THS-Music-Uniform Cleaning | $1,500 | $0 | $1,500 | $0 | $0 | $950 | $550 |
| 01713201-54200 | Sports-Sports General-Cleaning Svcs | $15,000 | $0 | $15,000 | $0 | $0 | $15,000 | $0 |
| 01842610-54103 | Facilities-Custodial-Trash/Recycling | $75,000 | $0 | $75,000 | $9,010 | $15,516 | $53,742 | $5,742 |
| 01842610-54202 | Facilities-Custodial-Cleaning | $4,000 | $0 | $4,000 | $368 | $736 | $3,264 | $0 |
| 01852631-54301 | Facilities-Maint-Oth Prof Purch'd Svcs | $30,000 | $0 | $30,000 | $0 | $6,591 | $23,409 | $0 |
| 01852633-54301 | Facilities-Elevator-Oth Prof Purch'd Svcs | $0 | $0 | $0 | $0 | $0 | $0 | $0 |
| 01882700-54900 | Trans-Admin-Purch'd Property Svcs | $500 | $0 | $500 | $145 | $803 | $0 | ($303) |
| | **Other Purch'd Property Services Total** | **$136,100** | **$0** | **$136,100** | **$9,831** | **$24,377** | **$99,696** | **$12,027** |
| | **Purchased Property Services Total** | **$2,103,920** | **$0** | **$2,103,920** | **$219,558** | **$464,666** | **$1,558,546** | **$80,708** |
| **Purchased Other Services** | | | | | | | | |
| **Transportation** | | | | | | | | |
| 01711006-55809 | THS-Ag Science-Transportation | $2,629 | $0 | $2,629 | $0 | $0 | $2,000 | $629 |
| 01711016-55809 | THS-Music-Transportation | $20,000 | $0 | $20,000 | $0 | $0 | $17,368 | $2,632 |
| 01711022-55809 | THS-Alternate School-Field Trips | $0 | $0 | $0 | $0 | $0 | $0 | $0 |
| 01713202-55807 | THS-Activities-Competitions | $45,000 | $0 | $45,000 | $0 | $0 | $0 | $45,000 |
| 01882700-55101 | Trans-Admin-Reg Buses | $3,734,011 | $0 | $3,734,011 | $0 | $0 | $3,510,000 | $224,011 |
| 01882700-55102 | Trans-Admin-ACE Trips | $3,600 | $0 | $3,600 | $0 | $0 | $0 | $3,600 |
| 01882700-55105 | Trans-Admin-SPED-Summer Buses | $288,742 | $0 | $288,742 | $0 | $0 | $275,000 | $13,742 |
| 01882700-55109 | Trans-Admin-Fuel | $383,205 | $0 | $383,205 | $12,036 | $24,194 | $323,957 | $35,054 |
| 01882700-55809 | Trans-Admin-Field Trips | $9,000 | $0 | $9,000 | $0 | $0 | $4,500 | $4,500 |
| 01882701-55101 | Trans-Admin-SPED In District | $1,548,838 | $0 | $1,548,838 | $0 | $0 | $1,685,450 | ($136,612) |
| 01882701-55105 | Trans-Admin-SPED Out of District | $847,637 | $0 | $847,637 | $7,503 | $25,813 | $728,241 | $93,583 |
| 01882701-55108 | Trans-Admin-Monitors | $277,387 | $0 | $277,387 | $0 | $0 | $195,000 | $82,387 |
| 01713201-55809 | THS-Transportation-Sports | $140,000 | $0 | $140,000 | $0 | $0 | $130,000 | $10,000 |
| | **Sports Transportation Total** | **$140,000** | **$0** | **$140,000** | **$0** | **$0** | **$130,000** | **$10,000** |
| | **Transportation Total** | **$7,300,049** | **$0** | **$7,300,049** | **$19,539** | **$50,007** | **$6,871,516** | **$378,526** |
| **Communications** | | | | | | | | |
| 01422520-55903 | Tech-Admin-Telephone Cell | $35,000 | $0 | $35,000 | $2,610 | $5,869 | $29,217 | ($87) |
| 01422520-55904 | Tech-Admin-Telephone LAN | $100,382 | $0 | $100,382 | $4,275 | $6,958 | $78,126 | $15,298 |

**Trumbull Board of Education Expense vs Budget Detail**
**By Object**
**Report for the Period Ended 9/30/2023**

| Account # | Account Description | Budget Original | Budget Transfers | Budget Revised | August Expended | September Expended | Committed/ Estimates | Available/ (Over) |
|---|---|---|---|---|---|---|---|---|
| 01422520-55907 | Tech-Admin-WAN Communications | $199,100 | $0 | $199,100 | $77,854 | $77,854 | $129,797 | ($8,551) |
| | **Communications Total** | **$334,482** | **$0** | **$334,482** | **$84,739** | **$90,681** | **$237,140** | **$6,660** |
| **Postage** | | | | | | | | |
| 01902320-55900 | Super-Admin-Postage | $35,000 | $0 | $35,000 | $270 | $2,454 | $43,821 | ($11,275) |
| | **Postage Total** | **$35,000** | **$0** | **$35,000** | **$270** | **$2,454** | **$43,821** | **($11,275)** |
| **Advertising** | | | | | | | | |
| 01802130-55903 | Human Resources-Admin-Advertising | $1,675 | $0 | $1,675 | $0 | $803 | $0 | $872 |
| 01912520-55903 | Bus Off-Admin-Advertising | $1,300 | $0 | $1,300 | $0 | $0 | $0 | $1,300 |
| | **Advertising Total** | **$2,975** | **$0** | **$2,975** | **$0** | **$803** | **$0** | **$2,172** |
| **Interns** | | | | | | | | |
| 01401000-55502 | THS-Classroom-Interns | $48,750 | $0 | $48,750 | $0 | $0 | $0 | $48,750 |
| 01401000-55503 | TECEC-Classroom-Interns | $0 | $0 | $0 | $0 | $0 | $0 | $0 |
| 01511001-55500 | BHES-Classroom-Interns | $32,500 | $0 | $32,500 | $0 | $0 | $0 | $32,500 |
| 01521001-55500 | FTES-Classroom-Interns | $32,500 | $0 | $32,500 | $0 | $0 | $0 | $32,500 |
| 01531001-55500 | DFES-Classroom-Interns | $32,500 | $0 | $32,500 | $0 | $0 | $0 | $32,500 |
| 01541001-55500 | MBES-Classroom-Interns | $32,500 | $0 | $32,500 | $0 | $0 | $0 | $32,500 |
| 01551001-55500 | JRES-Classroom-Interns | $32,500 | $0 | $32,500 | $0 | $0 | $0 | $32,500 |
| 01581001-55500 | TES-Classroom-Interns | $32,500 | $0 | $32,500 | $0 | $0 | $0 | $32,500 |
| 01611001-55500 | HMS-Classroom-Interns | $48,750 | $0 | $48,750 | $0 | $0 | $0 | $48,750 |
| 01621001-55500 | MMS-Classroom-Interns | $48,750 | $0 | $48,750 | $0 | $0 | $0 | $48,750 |
| | **Interns Total** | **$341,250** | **$0** | **$341,250** | **$0** | **$0** | **$0** | **$341,250** |
| **Tuition** | | | | | | | | |
| 01396110-55600 | PPS-L/W-Tuition Outplaced | $5,300,000 | $0 | $5,300,000 | $595,106 | $1,430,434 | $4,201,649 | ($332,083) |
| 01396110-55601 | PPS-EXCESS COST REFUND(ECR) | ($1,381,942) | $0 | ($1,381,942) | $0 | $0 | ($1,381,942) | $0 |
| 01402320-55600 | Asst Super-Admin-Tuition | $454,000 | $0 | $454,000 | $0 | $0 | $320,394 | $133,606 |
| 01741200-55600 | Adult Ed - Outgoing Tuition | $61,050 | $0 | $61,050 | $0 | $0 | $61,050 | $0 |
| | **Tuition Total** | **$4,433,108** | **$0** | **$4,433,108** | **$595,106** | **$1,430,434** | **$3,201,150** | **($198,477)** |
| **Printing** | | | | | | | | |
| 01011000-55906 | TECEC-Admin-Printing | $200 | $0 | $200 | $0 | $0 | $0 | $200 |
| 01011200-55906 | PPS-Admin-Printing | $500 | $0 | $500 | $0 | $124 | $0 | $376 |
| 01402320-55906 | Asst Super-Admin-Printing | $1,500 | $0 | $1,500 | $0 | $0 | $0 | $1,500 |
| 01412210-55906 | Curr Dir-Admin-Printing | $0 | $0 | $0 | $0 | $0 | $0 | $0 |
| 01612400-55906 | HMS-Classroom-Printing | $0 | $0 | $0 | $0 | $0 | $0 | $0 |
| 01622400-55906 | MMS-Classroom-Printing | $0 | $0 | $0 | $0 | $0 | $0 | $0 |
| 01711006-55906 | THS-Ag Science-Printing | $1,500 | $0 | $1,500 | $0 | $0 | $0 | $1,500 |
| 01712400-55906 | THS-Admin-Printing | $7,000 | $0 | $7,000 | $8,503 | $8,503 | $0 | ($1,503) |
| 01713202-55906 | THS-Activities-Printing | $500 | $0 | $500 | $0 | $0 | $0 | $500 |
| 01902320-55905 | Super-Admin-Printing | $550 | $0 | $550 | $0 | $0 | $0 | $550 |
| | **Printing Total** | **$11,750** | **$0** | **$11,750** | **$8,503** | **$8,627** | **$0** | **$3,123** |
| **Other Purch'd Services** | | | | | | | | |
| 01011000-55800 | TECEC-Admin-Professional Devt | $700 | $0 | $700 | $0 | $74 | $0 | $626 |
| 01011000-55900 | TECEC-Admin-Other Purch'd Prop Svcs | $7,000 | $0 | $7,000 | $481 | $4,838 | $0 | $2,162 |
| 01011200-55800 | PPS-Admin-Professional Devt | $20,000 | $0 | $20,000 | $0 | $1,150 | $750 | $18,100 |
| 01011200-55801 | PPS-D/W-Mileage | $10,000 | $0 | $10,000 | $208 | $526 | $0 | $9,474 |
| 01401203-55801 | Asst Super-L/W-Mileage | $9,000 | $0 | $9,000 | $260 | $528 | $0 | $8,472 |
| 01402320-55800 | Asst Super-Admin-Professional Devt | $20,000 | $0 | $20,000 | $279 | $6,572 | $875 | $12,553 |
| 01402320-55900 | Asst Super-Other Purchased Services | $0 | $0 | $0 | $0 | $0 | $0 | $0 |
| 01412210-55800 | Curr Dir-Admin-Professional Devt | $65,000 | $0 | $65,000 | $865 | $13,174 | $4,383 | $47,443 |
| 01412210-55802 | Admin-Prof Devt Admin | $0 | $0 | $0 | $0 | $0 | $0 | $0 |
| 01422520-55800 | Tech-Admin-Professional Devt | $1,500 | $0 | $1,500 | $0 | $0 | $0 | $1,500 |
| 01422520-55804 | Tech-Admin-Milelage | $2,800 | $0 | $2,800 | $17 | $74 | $0 | $2,726 |
| 01512400-55800 | BHES-Admin-Professional Devt | $500 | $0 | $500 | $0 | $0 | $0 | $500 |
| 01522400-55800 | FTES-Admin-Professional Devt | $500 | $0 | $500 | $0 | $0 | $0 | $500 |
| 01532400-55800 | DFES-Admin-Professional Devt | $500 | $0 | $500 | $0 | $0 | $0 | $500 |
| 01542400-55800 | MBES-Admin-Professional Devt | $500 | $0 | $500 | $0 | $0 | $0 | $500 |
| 01552400-55800 | JRES-Admin-Professional Devt | $500 | $0 | $500 | $0 | $0 | $0 | $500 |
| 01582400-55800 | TES-Admin-Professional Devt | $500 | $0 | $500 | $0 | $0 | $0 | $500 |
| 01612400-55800 | HMS-Admin-Professional Devt | $1,000 | $0 | $1,000 | $0 | $0 | $0 | $1,000 |
| 01622400-55800 | MMS-Admin-Professional Devt | $1,000 | $0 | $1,000 | $0 | $0 | $0 | $1,000 |
| 01711001-55800 | THS-Classroom-Professional Devt | $0 | $0 | $0 | $0 | $0 | $0 | $0 |
| 01711011-55800 | THS-World Language-Professional Devt | $0 | $0 | $0 | $0 | $0 | $0 | $0 |
| 01711002-55800 | THS-Art-Professional Devt | $0 | $0 | $0 | $0 | $0 | $0 | $0 |
| 01712400-55800 | THS-Admin-Professional Devt | $2,000 | $0 | $2,000 | $0 | $0 | $0 | $2,000 |
| 01712400-55901 | THS-Admin-Other Purch'd Svcs | $2,000 | $0 | $2,000 | $69 | $556 | $0 | $1,444 |

**Trumbull Board of Education Expense vs Budget Detail**
**By Object**
**Report for the Period Ended 9/30/2023**

| Account # | Account Description | Budget Original | Budget Transfers | Budget Revised | August Expended | September Expended | Committed/ Estimates | Available/ (Over) |
|---|---|---|---|---|---|---|---|---|
| 01741200-55900 | Continuing Ed-Other Purch'd Svcs | $0 | $0 | $0 | $0 | $0 | $0 | $0 |
| 01802130-55800 | HR-HR-Professional Devt | $16,550 | $0 | $16,550 | $0 | $0 | $0 | $16,550 |
| 01802130-55900 | HR-Personnel-Other Purch'd Svcs | $117,770 | $0 | $117,770 | $37,794 | $37,794 | $25,315 | $54,662 |
| 01802320-55800 | Super-Personnel-Professional Devt | $0 | $0 | $0 | $0 | $0 | $0 | $0 |
| 01822230-55800 | Facilities-Admin-Professional Devt | $1,000 | $0 | $1,000 | $0 | $0 | $0 | $1,000 |
| 01822230-55910 | Facilities-Admin-Other Purch'd Svcs | $15,000 | $0 | $15,000 | $15,337 | $15,337 | $1,600 | ($1,937) |
| 01842610-55803 | Facilities-Admin-Mileage | $2,000 | $0 | $2,000 | $217 | $332 | $0 | $1,668 |
| 01852632-55910 | Facilities-Inside Maint-Other Purch'd Svcs | $0 | $0 | $0 | $0 | $0 | $0 | $0 |
| 01882700-55800 | Trans-Admin-Professional Devt | $0 | $0 | $0 | $0 | $0 | $0 | $0 |
| 01902310-55800 | Super-BOE-Professional Devt | $2,000 | $0 | $2,000 | $0 | $0 | $0 | $2,000 |
| 01902320-55800 | Super-Admin-Professional Devt | $5,000 | $0 | $5,000 | $0 | $0 | $0 | $5,000 |
| 01912520-55800 | Bus Off-Admin-Professional Devt | $0 | $0 | $0 | $0 | $0 | $0 | $0 |
| 01922530-55804 | Asst Super-Info Svcs-Oth Purch Svcs | $10,000 | $0 | $10,000 | $0 | $85 | $540 | $9,375 |
| | **Other Purch'd Services Total** | **$314,320** | **$0** | **$314,320** | **$55,525** | **$81,040** | **$33,463** | **$199,818** |
| | **Purchased Other Services Total** | **$12,772,934** | **$0** | **$12,772,934** | **$763,683** | **$1,664,047** | **$10,387,090** | **721,798** |
| **Supplies** | | | | | | | | |
| **Supplies Teaching** | | | | | | | | |
| 01011000-56111 | TECEC-Classroom-Classroom Supplies | $14,740 | $0 | $14,740 | $909 | $1,438 | $4,094 | $9,208 |
| 01011200-56111 | PPS-Classroom-Classroom Supplies | $25,000 | $0 | $25,000 | $2,596 | $6,839 | $1,470 | $16,690 |
| 01412214-56111 | Curr Dir-D/W-Classroom Supplies | $90,000 | $0 | $90,000 | $0 | $0 | $962 | $89,038 |
| 01511001-56111 | BHES-Classroom Supplies | $30,660 | $0 | $30,660 | $17,552 | $22,304 | $1,436 | $6,920 |
| 01512220-56901 | BHES-Library-Supplies | $2,044 | $0 | $2,044 | $1,809 | $2,268 | $303 | ($526) |
| 01521001-56111 | FTES-Classroom Supplies | $30,300 | $0 | $30,300 | $3,585 | $14,891 | $486 | $14,924 |
| 01522220-56901 | FTES-Library-Supplies | $2,020 | $0 | $2,020 | $0 | $919 | $69 | $1,032 |
| 01531001-56111 | DFES-Classroom Supplies | $29,340 | $0 | $29,340 | $15,102 | $18,872 | $4,478 | $5,990 |
| 01532220-56901 | DFES-Library-Supplies | $1,956 | $0 | $1,956 | $138 | $138 | $75 | $1,743 |
| 01541001-56111 | MBES-Classroom Supplies | $30,480 | $0 | $30,480 | $2,537 | $26,019 | $2,297 | $2,164 |
| 01542220-56901 | MBES-Library-Supplies | $2,032 | $0 | $2,032 | $0 | $544 | $442 | $1,047 |
| 01551001-56111 | JRES-Classroom Supplies | $27,240 | $0 | $27,240 | $963 | $16,151 | $3,514 | $7,575 |
| 01552220-56901 | JRES-Library-Supplies | $1,816 | $0 | $1,816 | $0 | $909 | $0 | $907 |
| 01581001-56111 | TES-Classroom Supplies | $26,320 | $0 | $26,320 | $9,631 | $10,410 | $6,066 | $9,844 |
| 01582220-56901 | TES-Library-Supplies | $1,688 | $0 | $1,688 | $0 | $0 | $1,010 | $678 |
| 01611001-56111 | HMS-Classroom-Classroom Supplies | $32,938 | $0 | $32,938 | $1,121 | $11,762 | $2,872 | $18,304 |
| 01611016-56111 | HMS-Music-Classroom Supplies | $2,250 | $0 | $2,250 | $0 | $302 | $130 | $1,818 |
| 01611019-56111 | HMS-PE/Health-Classroom Supplies | $3,420 | $0 | $3,420 | $1,060 | $1,640 | $0 | $1,780 |
| 01612220-56111 | HMS-Library-Supplies | $1,532 | $0 | $1,532 | $0 | $453 | $132 | $947 |
| 01621001-56111 | MMS-Classroom-Classroom Supplies | $34,443 | $0 | $34,443 | $1,688 | $3,333 | $6,354 | $24,757 |
| 01621016-56111 | MMS-Music-Classroom Supplies | $2,500 | $0 | $2,500 | $0 | $0 | $199 | $2,301 |
| 01621019-56111 | MMS-PE/Health-Classroom Supplies | $2,500 | $0 | $2,500 | $0 | $0 | $1,715 | $785 |
| 01622220-56901 | MMS-Library-Supplies | $1,602 | $0 | $1,602 | $558 | $1,103 | $443 | $56 |
| 01711001-56111 | THS-Classroom-Classroom Supplies | $32,000 | $0 | $32,000 | $0 | $0 | $4,139 | $27,861 |
| 01711002-56112 | THS-Art-Supplies | $18,020 | $0 | $18,020 | $3,176 | $7,405 | $1,530 | $9,085 |
| 01711003-56112 | THS-Business Ed-Supplies | $1,700 | $0 | $1,700 | $348 | $2,071 | $3 | ($374) |
| 01711006-56112 | THS-Ag Science-Supplies | $31,000 | $0 | $31,000 | $1,403 | $2,450 | $28,611 | ($62) |
| 01711010-56112 | THS-English-Supplies | $1,030 | $0 | $1,030 | $0 | $327 | $0 | $703 |
| 01711011-56112 | THS-World Language-Supplies | $1,600 | $0 | $1,600 | $0 | $961 | $0 | $639 |
| 01711013-56112 | THS-Family Consumer Science-Supplies | $14,600 | $0 | $14,600 | $1,095 | $1,248 | $2,187 | $11,165 |
| 01711014-56112 | THS-Technology Education-Supplies | $22,000 | $0 | $22,000 | $0 | $2,192 | $2,300 | $17,508 |
| 01711015-56112 | THS-Mathematics-Supplies | $1,550 | $0 | $1,550 | $0 | $301 | $0 | $1,249 |
| 01711016-56112 | THS-Music-Supplies | $5,400 | $0 | $5,400 | $0 | $838 | $859 | $3,703 |
| 01711019-56112 | THS-PE/Health-Supplies | $2,700 | $0 | $2,700 | $1,109 | $1,109 | $742 | $849 |
| 01711022-56112 | THS-Alternate School-Supplies | $0 | $0 | $0 | $0 | $0 | $0 | $0 |
| 01711027-56112 | THS-Science-Supplies | $12,730 | $0 | $12,730 | $0 | $0 | $4,134 | $8,596 |
| 01711028-56112 | THS-Social Studies-Supplies | $880 | $0 | $880 | $0 | $0 | $0 | $880 |
| 01712120-56112 | THS-Guidance-Supplies | $450 | $0 | $450 | $0 | $0 | $0 | $450 |
| 01712220-56901 | THS-Library-Supplies | $2,540 | $0 | $2,540 | $0 | $0 | $0 | $2,540 |
| 01712221-56112 | THS-Auditorium/Theater Tech-Supplies | $0 | $0 | $0 | $0 | $0 | $0 | $0 |
| 01712400-56116 | THS-Admin-Supplies | $7,750 | $0 | $7,750 | $0 | $615 | $0 | $7,135 |
| 01713201-56112 | Sports-Sports General-Supplies | $126,000 | $0 | $126,000 | $996 | $18,892 | $65,091 | $42,017 |
| | **Sports Supplies Total** | **$126,000** | **$0** | **$126,000** | **$996** | **$18,892** | **$65,091** | **$42,017** |
| 01741200-56110 | Continuing Ed-Teaching Supplies | $0 | $0 | $0 | $0 | $0 | $0 | $0 |
| | **Supplies Teaching Total** | **$678,771** | **$0** | **$678,771** | **$67,376** | **$178,701** | **$148,142** | **$351,929** |
| **Supplies Office** | | | | | | | | |
| 01011000-56110 | TECEC-Admin-Office Supplies | $4,000 | $0 | $4,000 | $679 | $399 | $0 | $3,601 |
| 01011200-56110 | PPS-Admin-Office Supplies | $1,500 | $0 | $1,500 | $742 | $802 | $104 | $594 |
| 01052130-56110 | PPS-Health Services-Supplies | $8,000 | $0 | $8,000 | $0 | $4,186 | $2,413 | $1,401 |
| 01402320-56110 | Asst Super-Admin-Office Supplies | $14,050 | $0 | $14,050 | $566 | $3,985 | $2,951 | $7,113 |
| 01412210-56110 | Curr Dir-Admin-Office Supplies | $0 | $0 | $0 | $0 | $0 | $0 | $0 |

**Trumbull Board of Education Expense vs Budget Detail**
**By Object**
**Report for the Period Ended 9/30/2023**

| Account # | Account Description | Budget Original | Budget Transfers | Budget Revised | August Expended | September Expended | Committed/ Estimates | Available/ (Over) |
|---|---|---|---|---|---|---|---|---|
| 01422214-56900 | Tech-L/W-Parts | $9,500 | $0 | $9,500 | $4,496 | $6,904 | $413 | $2,183 |
| 01422520-56110 | Tech-Admin-Office Supplies | $1,050 | $0 | $1,050 | $977 | $977 | $83 | ($10) |
| 01422520-56900 | Tech-Admin-Parts | $4,150 | $0 | $4,150 | $0 | $0 | $0 | $4,150 |
| 01512400-56110 | BHES-Admin-Office Supplies | $4,088 | $0 | $4,088 | $0 | $147 | $236 | $3,704 |
| 01522400-56110 | FTES-Admin-Office Supplies | $4,040 | $0 | $4,040 | $118 | $216 | $100 | $3,724 |
| 01532400-56110 | DFES-Admin-Office Supplies | $3,912 | $0 | $3,912 | $1,457 | $2,400 | ($0) | $1,512 |
| 01542400-56110 | MBES-Admin-Office Supplies | $5,000 | $0 | $5,000 | $311 | $311 | $1,380 | $3,309 |
| 01552400-56110 | JRES-Admin-Office Supplies | $3,632 | $0 | $3,632 | $572 | $865 | $0 | $2,767 |
| 01582400-56110 | TES-Admin-Office Supplies | $3,376 | $0 | $3,376 | $1,928 | $1,990 | ($0) | $1,386 |
| 01612400-56110 | HMS-Admin-Office Supplies | $6,128 | $0 | $6,128 | $0 | $0 | $0 | $6,128 |
| 01622400-56110 | MMS-Admin-Office Supplies | $6,408 | $0 | $6,408 | $0 | $0 | $0 | $6,408 |
| 01712221-56900 | THS-Auditorium/Theater Tech-Parts & Mainte | $1,750 | $0 | $1,750 | $0 | $0 | $0 | $1,750 |
| 01712400-56110 | THS-Admin-Office Supplies | $4,000 | $0 | $4,000 | $35 | $3,568 | $0 | $432 |
| 01741200-56117 | Continuing Ed-Office Supplies | $0 | $0 | $0 | $0 | $0 | $0 | $0 |
| 01802130-56110 | Human Resources-Admin-Office Supplies | $2,925 | $0 | $2,925 | $0 | $0 | $500 | $2,425 |
| 01822230-56110 | Facilities-Admin-Office Supplies | $2,500 | $0 | $2,500 | $718 | $718 | $999 | $783 |
| 01882700-56110 | Transportation-Office Supplies | $3,600 | $0 | $3,600 | $149 | $149 | $851 | $2,600 |
| 01902320-56110 | Super-Admin-Office Supplies | $7,000 | $0 | $7,000 | $119 | $357 | $4,266 | $2,377 |
| 01912520-56110 | Bus Off-Admin-Office Supplies | $3,600 | $0 | $3,600 | $488 | $1,581 | $6,369 | ($4,350) |
| | **Supplies Office Total** | **$104,209** | **$0** | **$104,209** | **$13,355** | **$29,557** | **$20,665** | **$53,987** |
| **Supplies Custodial** | | | | | | | | |
| 01842610-56130 | Facilities-Custodial-Supplies | $190,000 | $0 | $190,000 | $31,932 | $56,474 | $64,204 | $69,322 |
| 01842610-56132 | Facilities-Custodial-Supplies Replacement | $0 | $0 | $0 | $0 | $0 | $3,000 | ($3,000) |
| | **Supplies Custodial Total** | **$190,000** | **$0** | **$190,000** | **$31,932** | **$56,474** | **$67,204** | **$66,322** |
| **Supplies Maintenance** | | | | | | | | |
| 01852622-56134 | Facilities-Snow Removal-Supplies | $10,000 | $0 | $10,000 | $0 | $0 | $6,500 | $3,500 |
| 01852623-56133 | Facilities-Vehicles-Gas/Diesel | $50,000 | $0 | $50,000 | $6,697 | $9,899 | $6,500 | $33,601 |
| 01852623-56134 | Facilities-Vehicles-Supplies | $20,000 | $0 | $20,000 | $1,600 | $2,136 | $11,482 | $6,381 |
| 01852625-56134 | Facilities-Grounds-Supplies | $10,000 | $0 | $10,000 | $13,541 | $17,312 | $9,914 | ($17,227) |
| 01852626-56134 | Facilities-Fertilizer | $3,000 | $0 | $3,000 | $0 | $0 | $1,000 | $2,000 |
| 01852627-56134 | Facilities-Lawn Care-Supplies | $7,000 | $0 | $7,000 | $1,537 | $1,605 | $4,895 | $500 |
| 01852628-56134 | Facilities-Paving-Supplies | $0 | $0 | $0 | $0 | $0 | $0 | $0 |
| 01852631-56134 | Facilities-Maintenance-Supplies | $2,000 | $0 | $2,000 | $150 | $300 | $0 | $1,700 |
| 01852632-56134 | Facilities-Inside Maintenance-Supplies | $25,000 | $0 | $25,000 | $944 | $4,949 | $10,150 | $9,901 |
| 01852633-56134 | Facilities-Electrical-Supplies | $20,000 | $0 | $20,000 | $5,980 | $7,523 | $19,292 | ($6,815) |
| 01852634-56134 | Facilities-Fire Prot-Supplies | $0 | $0 | $0 | $0 | $0 | $0 | $0 |
| 01852635-56134 | Facilities-Floor Repair-Supplies | $1,500 | $0 | $1,500 | $17,524 | $31,268 | $2,499 | ($32,267) |
| 01852637-56134 | Facilities-Glass-Supplies | $0 | $0 | $0 | $0 | $0 | $0 | $0 |
| 01852638-56134 | Facilities-Hardware-Supplies | $2,000 | $0 | $2,000 | $27 | $27 | $1,473 | $500 |
| 01852639-56134 | Facilities-HVAC-Supplies | $55,000 | $0 | $55,000 | $5,521 | $6,130 | $26,133 | $22,736 |
| 01852641-56134 | Facilities-Masonry-Supplies | $0 | $0 | $0 | $0 | $0 | $0 | $0 |
| 01852642-56134 | Facilities-Painting-Supplies | $10,000 | $0 | $10,000 | $359 | $577 | $4,923 | $4,500 |
| 01852643-56134 | Facilities-Plant Eqiuip-Supplies | $0 | $0 | $0 | $0 | $0 | $0 | $0 |
| 01852644-56134 | Facilities-Plumbing-Supplies | $35,000 | $0 | $35,000 | $2,957 | $9,477 | $24,095 | $1,427 |
| 01852645-56134 | Facilities-Roofing-Supplies | $0 | $0 | $0 | $0 | $0 | $0 | $0 |
| 01852646-56134 | Facilities-Pest Control-Supplies | $500 | $0 | $500 | $0 | $0 | $0 | $500 |
| 01852648-56134 | Facilities-Indoor Air Quality-IAQ-Supplies | $10,000 | $0 | $10,000 | $0 | $146 | $6,853 | $3,001 |
| 01852649-56134 | Facilities-Welding-Supplies | $0 | $0 | $0 | $0 | $0 | $1,600 | ($1,600) |
| | **Supplies Maintenance Total** | **$261,000** | **$0** | **$261,000** | **$56,837** | **$91,350** | **$137,310** | **$32,340** |
| **Text & Workbooks** | | | | | | | | |
| 01011000-56411 | TECEC-Classroom-Text & Workbooks | $1,300 | $0 | $1,300 | $0 | $563 | $0 | $737 |
| 01011200-56411 | PPS-Admin-Text & Workbooks | $1,000 | $0 | $1,000 | $0 | $0 | $0 | $1,000 |
| 01412210-56411 | Curr Dir-D/W-Text & Workbooks | $185,150 | $0 | $185,150 | $5,632 | $55,331 | $379 | $129,440 |
| 01511001-56411 | BHES-Classroom-Text & Workbooks | $35,770 | $0 | $35,770 | $28,740 | $30,898 | $1,588 | $3,283 |
| 01521001-56411 | FTES-Classroom-Text & Workbooks | $35,350 | $0 | $35,350 | $291 | $29,950 | $3,595 | $1,805 |
| 01531001-56411 | DFES-Classroom-Text & Workbooks | $34,230 | $0 | $34,230 | $24,531 | $25,421 | $3,980 | $4,829 |
| 01541001-56411 | MBES-Classroom-Text & Workbooks | $35,560 | $0 | $35,560 | $0 | $32,423 | $2,748 | $389 |
| 01551001-56411 | JRES-Classroom-Text & Workbooks | $31,780 | $0 | $31,780 | $0 | $8,108 | $18,496 | $5,176 |
| 01581001-56411 | TES-Classroom-Text & Workbooks | $29,540 | $0 | $29,540 | $24,455 | $25,077 | $2,282 | $2,181 |
| 01611001-56411 | HMS-Classroom-Text & Workbooks | $16,852 | $0 | $16,852 | $720 | $10,975 | $0 | $5,877 |
| 01621001-56411 | MMS-Classroom-Text & Workbooks | $17,622 | $0 | $17,622 | $13,120 | $15,165 | $1,320 | $1,137 |
| 01621016-56411 | MMS-Music-Text & Workbooks | $0 | $0 | $0 | $0 | $0 | $0 | $0 |
| 01711003-56411 | THS-Business Ed-Text & Workbooks | $11,700 | $0 | $11,700 | $11,174 | $11,974 | $0 | ($274) |
| 01711006-56411 | THS-Ag Science-Text & Workbooks | $1,074 | $0 | $1,074 | $0 | $0 | $0 | $1,074 |
| 01711010-56411 | THS-English-Text & Workbooks | $19,000 | $0 | $19,000 | $470 | $9,118 | $999 | $8,883 |
| 01711011-56411 | THS-World Language-Text & Workbooks | $12,500 | $0 | $12,500 | $0 | $12,450 | $50 | $0 |
| 01711013-56411 | THS-Family Consumer Science-Text & Workbc | $0 | $0 | $0 | $0 | $0 | $0 | $0 |
| 01711015-56411 | THS-Mathematics-Text & Workbooks | $4,000 | $0 | $4,000 | $0 | $1,248 | $1,047 | $1,705 |
| 01711019-56411 | THS-PE/Health-Text & Workbooks | $500 | $0 | $500 | $0 | $0 | $0 | $500 |

**Trumbull Board of Education Expense vs Budget Detail**
**By Object**
**Report for the Period Ended 9/30/2023**

| Account # | Account Description | Budget Original | Budget Transfers | Budget Revised | August Expended | September Expended | Committed/ Estimates | Available/ (Over) |
|---|---|---|---|---|---|---|---|---|
| 01711022-56411 | THS-Alternate School-Text & Workbooks | $2,290 | $0 | $2,290 | $0 | $0 | $0 | $2,290 |
| 01711027-56411 | THS-Science-Text & Workbooks | $4,000 | $0 | $4,000 | $0 | $0 | $0 | $4,000 |
| 01711028-56411 | THS-Social Studies-Text & Workbooks | $4,000 | $0 | $4,000 | $748 | $988 | $631 | $2,382 |
| 01741200-56411 | Continuing Ed-Textbooks | $0 | $0 | $0 | $0 | $0 | $0 | $0 |
| | **Text & Workbooks Total** | **$483,218** | **$0** | **$483,218** | **$109,881** | **$269,690** | **$37,114** | **$176,413** |
| **Subscriptions** | | | | | | | | |
| 01011200-56425 | PPS-Admin-Periodicals | $1,000 | $0 | $1,000 | $0 | $180 | $0 | $820 |
| 01412210-56425 | Curr Dir-Admin-Periodicals | $0 | $0 | $0 | $0 | $0 | $0 | $0 |
| 01412214-56426 | Cur Dir-D/W-Online Subscriptions | $303,995 | $0 | $303,995 | $168,105 | $301,460 | $3,750 | ($1,215) |
| 01422520-56425 | Tech-Admin-Periodicals | $150 | $0 | $150 | $0 | $0 | $0 | $150 |
| 01512220-56425 | BHES-Library-Periodicals | $1,022 | $0 | $1,022 | $0 | $0 | $0 | $1,022 |
| 01522220-56425 | FTES-Library-Periodicals | $1,010 | $0 | $1,010 | $0 | $0 | $127 | $883 |
| 01532220-56425 | DFES-Library-Periodicals | $978 | $0 | $978 | $0 | $0 | $0 | $978 |
| 01542220-56425 | MBES-Library-Periodicals | $1,016 | $0 | $1,016 | $0 | $811 | $0 | $205 |
| 01552220-56425 | JRES-Library-Periodicals | $908 | $0 | $908 | $0 | $408 | $0 | $500 |
| 01582220-56425 | TES-Library-Periodicals | $844 | $0 | $844 | $0 | $0 | $289 | $555 |
| 01612220-56425 | HMS-Library-Periodicals | $2,298 | $0 | $2,298 | $0 | $0 | $1,715 | $583 |
| 01622220-56425 | MMS-Library-Periodicals | $2,402 | $0 | $2,402 | $927 | $1,009 | $432 | $961 |
| 01712220-56425 | THS-Library-Periodicals | $2,060 | $0 | $2,060 | $0 | $1,208 | $300 | $552 |
| 01712400-56425 | THS-Admin-Periodicals | $750 | $0 | $750 | $0 | $195 | $0 | $555 |
| 01822230-56425 | Facilities-Admin-Periodicals | $0 | $0 | $0 | $0 | $0 | $0 | $0 |
| 01882700-56425 | Trans-Admin-Periodicals | $0 | $0 | $0 | $0 | $0 | $0 | $0 |
| 01902310-56425 | Super-BOE-Periodicals | $0 | $0 | $0 | $0 | $0 | $0 | $0 |
| 01902320-56425 | Super- Admin-Periodicals | $600 | $0 | $600 | $137 | $240 | $760 | ($400) |
| | **Subscriptions Total** | **$319,033** | **$0** | **$319,033** | **$169,169** | **$305,509** | **$7,372** | **$6,151** |
| **Testing Materials** | | | | | | | | |
| 01011000-56904 | TECEC-Classroom-Testing Materials | $4,000 | $0 | $4,000 | $562 | $562 | $174 | $3,264 |
| 01011200-56904 | PPS-L/W-Testing Materials | $57,000 | $0 | $57,000 | $1,117 | $22,813 | $1,002 | $33,185 |
| 01412210-56904 | Curr Dir-D/W-Testing Materials | $161,328 | $0 | $161,328 | $43,854 | $96,975 | $20,457 | $43,896 |
| 01712120-56903 | THS-Guidance-Testing Materials | $650 | $0 | $650 | $0 | $0 | $0 | $650 |
| | **Testing Materials Total** | **$222,978** | **$0** | **$222,978** | **$45,532** | **$120,350** | **$21,633** | **$80,995** |
| **Books & A/V** | | | | | | | | |
| 01512220-56420 | BHES-Library-Books & Media | $5,110 | $0 | $5,110 | $3,155 | $7,058 | $34 | ($1,982) |
| 01522220-56420 | FTES-Library-Books & Media | $5,050 | $0 | $5,050 | $2,073 | $2,670 | $1,257 | $1,124 |
| 01532220-56420 | DFES-Library-Books & Media | $4,890 | $0 | $4,890 | $2,070 | $3,764 | $4,196 | ($3,070) |
| 01542220-56420 | MBES-Library-Books & Media | $5,080 | $0 | $5,080 | $0 | $1,990 | $0 | $3,090 |
| 01552220-56420 | JRES-Library-Books & Media | $4,540 | $0 | $4,540 | $0 | $0 | $2,556 | $1,984 |
| 01582220-56420 | TES-Library-Books & Media | $4,220 | $0 | $4,220 | $0 | $0 | $2,569 | $1,651 |
| 01612220-56420 | HMS-Library-Books & Media | $2,298 | $0 | $2,298 | $0 | $0 | $0 | $2,298 |
| 01622220-56420 | MMS-Library-Books & Media | $2,403 | $0 | $2,403 | $843 | $997 | $515 | $891 |
| 01712220-56420 | THS-Library-Books & Media | $9,000 | $0 | $9,000 | $0 | $637 | $1,293 | $7,070 |
| | **Books & A/V Total** | **$42,591** | **$0** | **$42,591** | **$8,142** | **$17,115** | **$12,419** | **$13,057** |
| **Software** | | | | | | | | |
| 01412210-56118 | Curr Dir-D/W Software | $5,000 | $0 | $5,000 | $2,475 | $2,475 | $0 | $2,525 |
| 01422214-56118 | Tech-L/W-Software | $220,800 | $0 | $220,800 | $148,546 | $207,758 | $11,561 | $1,481 |
| 01712120-56118 | THS-Guidance-Software | $0 | $0 | $0 | $0 | $0 | $0 | $0 |
| | **Software Total** | **$225,800** | **$0** | **$225,800** | **$151,021** | **$210,233** | **$11,561** | **$4,006** |
| **Energy** | | | | | | | | |
| 01842611-56201 | Facilities-D/W-Heating Oil | $0 | $0 | $0 | $0 | $0 | $0 | $0 |
| 01842611-56202 | Facilities-D/W-Natural Gas | $633,400 | $0 | $633,400 | $6,918 | $21,423 | $611,977 | $0 |
| | **Energy Total** | **$633,400** | **$0** | **$633,400** | **$6,918** | **$21,423** | **$611,977** | **$0** |
| **Other Supplies** | | | | | | | | |
| 01422214-56117 | Tech-L/W-Computer Supplies | $600 | $0 | $600 | $0 | $0 | $0 | $600 |
| 01422220-56117 | Tech-Dist AV/Chan 17-Supplies | $250 | $0 | $250 | $0 | $226 | $0 | $24 |
| 01422220-56900 | Tech-Dist AV/Ch17-Parts | $4,800 | $0 | $4,800 | $0 | $552 | $398 | $3,850 |
| 01613202-56119 | HMS-Activities-Supplies | $4,000 | $0 | $4,000 | $0 | $1,450 | $0 | $2,550 |
| 01623202-56119 | MMS-Activities-Supplies | $2,500 | $0 | $2,500 | $385 | $385 | $0 | $2,115 |
| 01712400-56270 | THS-Admin-Security Supplies | $2,250 | $0 | $2,250 | $0 | $110 | $0 | $2,141 |
| 01712400-56907 | THS-Admin-Graduation | $19,000 | $0 | $19,000 | $0 | $0 | $21,147 | ($2,147) |
| 01713203-56906 | THS-Activities-Fees, Awards & Supplies | $1,500 | $0 | $1,500 | $0 | $0 | $0 | $1,500 |
| 01852625-56900 | Facilities-Fences/Playground-Supplies | $0 | $0 | $0 | $0 | $0 | $0 | $0 |
| 01852636-56900 | Facilities-Furniture Repairs-Supplies | $0 | $0 | $0 | $0 | $0 | $0 | $0 |
| 01882700-56270 | Transportation-Bus Supplies | $0 | $0 | $0 | $0 | $0 | $0 | $0 |
| | **Other Supplies Total** | **$34,900** | **$0** | **$34,900** | **$385** | **$2,723** | **$21,545** | **$10,632** |

**Trumbull Board of Education Expense vs Budget Detail**
**By Object**
**Report for the Period Ended 9/30/2023**

| Account # | Account Description | Budget Original | Budget Transfers | Budget Revised | August Expended | September Expended | Committed/ Estimates | Available/ (Over) |
|---|---|---|---|---|---|---|---|---|
| | **Supplies Total** | **$3,195,900** | **$0** | **$3,195,900** | **$660,547** | **$1,303,126** | **$1,096,941** | **$795,832** |
| **Property** | | | | | | | | |
| **Office Equipment** | | | | | | | | |
| 01612400-57301 | HMS-Admin-Equipment | $1,000 | $0 | $1,000 | $0 | $0 | $0 | $1,000 |
| 01622400-57301 | MMS-Admin-Equipment | $500 | $0 | $500 | $0 | $120 | $0 | $380 |
| 01822230-57301 | Facilities-Admin-Equipment | $0 | $0 | $0 | $0 | $0 | $0 | $0 |
| | **Office Equipment Total** | **$1,500** | **$0** | **$1,500** | **$0** | **$120** | **$0** | **$1,380** |
| **Office Furniture** | | | | | | | | |
| 01052130-57304 | SPED-Health Services Furniture | $0 | $0 | $0 | $0 | $0 | $0 | $0 |
| 01402320-57308 | Asst. Super.-Furniture | $0 | $0 | $0 | $0 | $0 | $0 | $0 |
| 01712400-57308 | THS-Admin-Office Furniture | $37,985 | $0 | $37,985 | $0 | $0 | $0 | $37,985 |
| 01822230-57308 | Facilities-Admin-Furniture | $500 | $0 | $500 | $0 | $0 | $0 | $500 |
| 01852651-57301 | Facilities-Building Improvement-Furniture | $0 | $0 | $0 | $0 | $0 | $0 | $0 |
| | **Office Furniture Total** | **$38,485** | **$0** | **$38,485** | **$0** | **$0** | **$0** | **$38,485** |
| **Classroom Equipment** | | | | | | | | |
| 01011000-57301 | TECEC-Classroom-Instructional Equipment | $4,000 | $0 | $4,000 | $0 | $0 | $0 | $4,000 |
| 01032130-57303 | PPS-L/W-Equipment Instructional | $15,500 | $0 | $15,500 | $0 | $2,679 | $299 | $12,521 |
| 01412210-57301 | Curr Dir-D/W-Equipment Instructional | $10,000 | $0 | $10,000 | $4,032 | $4,332 | $1,233 | $4,435 |
| 01421001-57310 | Tech-District Wide Computer Equipment | $458,390 | $0 | $458,390 | $174,404 | $243,513 | $17,530 | $197,348 |
| 01422214-57301 | Tech-L/W-Computer Equipment | $8,900 | $0 | $8,900 | $4,246 | $4,246 | $0 | $4,654 |
| 01422220-57301 | Tech-Dist AV/Ch17-Equipment Instructional | $12,600 | $0 | $12,600 | $0 | $0 | $0 | $12,600 |
| 01511001-57301 | BHES-Classroom-Equipment Instructional | $2,555 | $0 | $2,555 | $675 | $675 | $24 | $1,856 |
| 01512220-57302 | BHES-Library-Equipment Instructional | $2,044 | $0 | $2,044 | $0 | $0 | $0 | $2,044 |
| 01521001-57301 | FTES-Classroom-Equipment Instructional | $2,525 | $0 | $2,525 | $0 | $872 | $0 | $1,653 |
| 01522220-57302 | FTES-Library-Equipment Instructional | $2,020 | $0 | $2,020 | $0 | $0 | $655 | $1,365 |
| 01531001-57301 | DFES-Classroom-Equipment Instructional | $2,445 | $0 | $2,445 | $0 | $0 | $0 | $2,445 |
| 01532220-57302 | DFES-Library-Equipment Instructional | $1,956 | $0 | $1,956 | $0 | $0 | $0 | $1,956 |
| 01541001-57301 | MBES-Classroom-Equipment Instructional | $2,540 | $0 | $2,540 | $0 | $0 | $0 | $2,540 |
| 01542220-57302 | MBES-Library-Equipment Instructional | $2,032 | $0 | $2,032 | $0 | $766 | $0 | $1,266 |
| 01551001-57301 | JRES-Classroom-Equipment Instructional | $2,270 | $0 | $2,270 | $0 | $0 | $0 | $2,270 |
| 01552220-57302 | JRES-Library-Equipment Instructional | $1,816 | $0 | $1,816 | $0 | $0 | $0 | $1,816 |
| 01581001-57301 | TES-Classroom-Equipment Instructional | $2,110 | $0 | $2,110 | $696 | $696 | $0 | $1,414 |
| 01582220-57302 | TES-Library-Equipment Instructional | $1,688 | $0 | $1,688 | $0 | $0 | $1,593 | $95 |
| 01611001-57301 | HMS-Classroom-Equipment Instructional | $3,064 | $0 | $3,064 | $0 | $2,350 | $0 | $714 |
| 01611016-57301 | HMS-Music-Equipment Instructional | $3,300 | $0 | $3,300 | $0 | $1,019 | $1,560 | $721 |
| 01612220-57302 | HMS-Library-Equipment Instructional | $1,532 | $0 | $1,532 | $0 | $0 | $0 | $1,532 |
| 01621001-57301 | MMS-Classroom-Equipment Instructional | $3,204 | $0 | $3,204 | $0 | $0 | $0 | $3,204 |
| 01621016-57301 | MMS-Music-Equipment Instructional | $3,500 | $0 | $3,500 | $0 | $0 | $0 | $3,500 |
| 01622220-57302 | MMS-Library-Equipment Instructional | $1,602 | $0 | $1,602 | $0 | $1,250 | $0 | $352 |
| 01711001-57301 | THS-Classroom-Equipment | $0 | $0 | $0 | $0 | $0 | $0 | $0 |
| 01711002-57301 | THS-Art-Equipment Instructional | $8,500 | $0 | $8,500 | $0 | $0 | $1,212 | $7,288 |
| 01711003-57301 | THS-Business Ed-Equipment Instructional | $0 | $0 | $0 | $0 | $0 | $0 | $0 |
| 01711006-57301 | THS-Ag Science-Equipment Instructional | $969 | $0 | $969 | $0 | $0 | $0 | $969 |
| 01711011-57301 | THS-World Language-Equipment Instructional | $13,000 | $0 | $13,000 | $0 | $7,543 | $0 | $5,457 |
| 01711013-57301 | THS-Family Consumer Science-Equipment Inst | $2,000 | $0 | $2,000 | $0 | $750 | $0 | $1,250 |
| 01711014-57301 | THS-Technology Education-Equipment Instruc | $2,000 | $0 | $2,000 | $0 | $0 | $900 | $1,100 |
| 01711016-57301 | THS-Music-Equipment Instructional | $3,000 | $0 | $3,000 | $453 | $840 | $478 | $1,682 |
| 01711019-57301 | THS-PE/Health-Equipment Instructional | $3,500 | $0 | $3,500 | $989 | $989 | $0 | $2,511 |
| 01711027-57301 | THS-Science-Equipment Instructional | $9,020 | $0 | $9,020 | $0 | $0 | $0 | $9,020 |
| 01712220-57302 | THS-Library-Equipment Instructional | $775 | $0 | $775 | $0 | $425 | $0 | $350 |
| 01712221-57301 | THS-Auditorium/Theater Tech-Equipment Inst | $4,000 | $0 | $4,000 | $0 | $90 | $0 | $3,910 |
| 01712400-57301 | THS-Admin-Equipment | $0 | $0 | $0 | $0 | $0 | $0 | $0 |
| 01713201-57301 | Sports-Sports General-Equipment Instructional | $30,000 | $0 | $30,000 | $0 | $2,015 | $12,985 | $15,000 |
| | **Classroom Equipment Total** | **$628,357** | **$0** | **$628,357** | **$185,495** | **$275,051** | **$38,468** | **$314,838** |
| **Classroom Furniture** | | | | | | | | |
| 01011000-57308 | TECEC-Classroom-Furniture | $3,000 | $0 | $3,000 | $272 | $0 | $49 | $2,951 |
| 01511001-57308 | BHES-Classroom-Furniture | $2,555 | $0 | $2,555 | $144 | $144 | $0 | $2,411 |
| 01521001-57308 | FTES-Classroom-Furniture | $2,525 | $0 | $2,525 | $0 | $454 | $0 | $2,071 |
| 01531001-57308 | DFES-Classroom-Furniture | $2,445 | $0 | $2,445 | $0 | $0 | $0 | $2,445 |
| 01541001-57308 | MBES-Classroom-Furniture | $2,540 | $0 | $2,540 | $299 | $984 | $124 | $1,432 |
| 01551001-57308 | JRES-Classroom-Furniture | $2,270 | $0 | $2,270 | $0 | $117 | $558 | $1,595 |
| 01581001-57308 | TES-Classroom-Furniture | $2,110 | $0 | $2,110 | $1,609 | $1,747 | $0 | $363 |
| 01611001-57308 | HMS-Classroom-Furniture | $383 | $0 | $383 | $0 | $0 | $0 | $383 |
| 01621001-57308 | MMS-Classroom-Furniture | $401 | $0 | $401 | $0 | $0 | $0 | $401 |
| 01711001-57308 | THS-Classroom-Furniture | $0 | $0 | $0 | $0 | $0 | $15,275 | ($15,275) |
| | **Classroom Furniture Total** | **$18,229** | **$0** | **$18,229** | **$2,324** | **$3,446** | **$16,005** | **($1,222)** |

**Trumbull Board of Education Expense vs Budget Detail**
**By Object**
**Report for the Period Ended 9/30/2023**

| Account # | Account Description | Budget Original | Budget Transfers | Budget Revised | August Expended | September Expended | Committed/ Estimates | Available/ (Over) |
|---|---|---|---|---|---|---|---|---|
| **Building Equipment** | | | | | | | | |
| 01842610-57301 | Facilities-Custodial-Equipment | $2,000 | $0 | $2,000 | $0 | $0 | $0 | $2,000 |
| 01852622-57307 | Facilities-Snow Removal-Equipment | $5,000 | $0 | $5,000 | $0 | $0 | $0 | $5,000 |
| 01852623-57307 | Facilities-Vehicles-Equipment | $3,500 | $0 | $3,500 | $0 | $0 | $0 | $3,500 |
| 01852625-57307 | Facilities-Grounds-Equipment | $5,000 | $0 | $5,000 | $0 | $0 | $0 | $5,000 |
| 01852627-57307 | Facilities-Lawn Care-Equipment | $5,000 | $0 | $5,000 | $0 | $0 | $0 | $5,000 |
| 01852632-57307 | Facilities-Inside Maintenance-Equipment | $0 | $0 | $0 | $0 | $0 | $2,101 | ($2,101) |
| 01852633-57306 | FacilitiesPlantBldg-Electrical-Equipment | $10,000 | $0 | $10,000 | $0 | $3,179 | $7,000 | ($179) |
| 01852633-57307 | Facilities-Electrical-Equipment | $0 | $0 | $0 | $0 | $0 | $0 | $0 |
| 01852639-57307 | Facilities-HVAC-Equipment | $0 | $0 | $0 | $0 | $250 | $0 | ($250) |
| 01852643-57307 | Facilities-Plant-Equipment | $0 | $0 | $0 | $0 | $0 | $0 | $0 |
| 01852644-57307 | Facilities-Plumbing-Equipment | $0 | $0 | $0 | $0 | $0 | $0 | $0 |
| 01852648-57307 | Facilities-IAQ-Equipment | $0 | $0 | $0 | $0 | $0 | $0 | $0 |
| 01852654-57340 | Facilities-Maintenance-Vehicle | $0 | $0 | $0 | $0 | $0 | $0 | $0 |
| | **Building Equipment Total** | **$30,500** | **$0** | **$30,500** | **$0** | **$3,429** | **$9,101** | **$17,970** |
| **Building Improvements** | | | | | | | | |
| 01842611-57202 | Facilities-Project Improvements to Site | $0 | $0 | $0 | $0 | $0 | $0 | $0 |
| 01852650-57200 | Facilities-Site-Building Improvement | $12,000 | $0 | $12,000 | $1,620 | $2,430 | $6,390 | $3,180 |
| 01852650-57202 | Facilities-Site-Building Improvement | $0 | $0 | $0 | $0 | $0 | $0 | $0 |
| 01852651-57100 | Facilities-Building Improvement | $0 | $0 | $0 | $0 | $0 | $2,500 | ($2,500) |
| 01852651-57102 | Facilities-Building Improvement-Other | $0 | $0 | $0 | $0 | $0 | $0 | $0 |
| 01852651-57202 | Facilities-Building Improvement-Projects | $0 | $0 | $0 | $0 | $0 | $0 | $0 |
| | **Building Improvements Total** | **$12,000** | **$0** | **$12,000** | **$1,620** | **$2,430** | **$8,890** | **$680** |
| **Other Equipment** | | | | | | | | |
| 01422520-57301 | Tech-Admin-WAN Equipment | $3,775 | $0 | $3,775 | $0 | $0 | $0 | $3,775 |
| | **Other Equipment Total** | **$3,775** | **$0** | **$3,775** | **$0** | **$0** | **$0** | **$3,775** |
| | **Property Total** | **$732,846** | **$0** | **$732,846** | **$189,439** | **$284,476** | **$72,464** | **$375,906** |
| **Miscellaneous** | | | | | | | | |
| **Debt Service, Dues, Fees and Memberships** | | | | | | | | |
| 01011000-58900 | TECEC-Admin-Dues & Fees | $700 | $0 | $700 | $250 | $250 | $0 | $450 |
| 01011200-58900 | PPS-Admin-Dues & Fees | $2,000 | $0 | $2,000 | $299 | $358 | $4,451 | ($2,810) |
| 01402210-58900 | Instructional-Dues & Fees | $0 | $0 | $0 | $0 | $0 | $0 | $0 |
| 01402320-58900 | Asst Super-Admin-Dues & Fees | $7,000 | $0 | $7,000 | $3,478 | $3,478 | $239 | $3,283 |
| 01412210-58900 | Curr Dir-Admin-Dues & Fees | $0 | $0 | $0 | $0 | $0 | $0 | $0 |
| 01422520-58900 | Tech-Admin-Dues & Fees | $0 | $0 | $0 | $0 | $0 | $0 | $0 |
| 01512400-58900 | BHES-Admin-Dues & Fees | $550 | $0 | $550 | $0 | $0 | $350 | $200 |
| 01522400-58900 | FTES-Admin-Dues & Fees | $0 | $0 | $0 | $0 | $0 | $0 | $0 |
| 01532400-58900 | DFES-Admin-Dues & Fees | $500 | $0 | $500 | $0 | $0 | $0 | $500 |
| 01542400-58900 | MBES-Admin-Dues & Fees | $100 | $0 | $100 | $0 | $0 | $0 | $100 |
| 01552400-58900 | JRES-Admin-Dues & Fees | $550 | $0 | $550 | $0 | $0 | $0 | $550 |
| 01582400-58900 | TES-Admin-Dues & Fees | $500 | $0 | $500 | $139 | $325 | $0 | $175 |
| 01612400-58900 | HMS-Admin-Dues & Fees | $1,200 | $0 | $1,200 | $590 | $590 | $0 | $610 |
| 01622400-58900 | MMS-Admin-Dues & Fees | $800 | $0 | $800 | $675 | $764 | $0 | $36 |
| 01711006-58900 | THS-Ag Science-Dues & Fees | $4,899 | $0 | $4,899 | $195 | $820 | $1,067 | $3,012 |
| 01711019-58900 | THS-PE/Health-Dues & Fees | $0 | $0 | $0 | $0 | $0 | $0 | $0 |
| 01712120-58900 | THS-Guidance-Dues & Fees | $0 | $0 | $0 | $0 | $0 | $0 | $0 |
| 01712220-58900 | THS-Library-Dues & Fees | $260 | $0 | $260 | $0 | $0 | $0 | $260 |
| 01712400-58900 | THS-Admin-Dues & Fees | $11,225 | $0 | $11,225 | $10,515 | $10,515 | $0 | $710 |
| 01713201-58900 | Sports-Sports General-Dues & Fees | $40,000 | $0 | $40,000 | $0 | $23,671 | $9,357 | $6,972 |
| 01802130-58900 | Human Resources-Admin-Dues & Fees | $1,200 | $0 | $1,200 | $0 | $0 | $1,000 | $200 |
| 01822230-58900 | Facilities-Admin-Dues & Fees | $1,500 | $0 | $1,500 | $120 | $120 | $0 | $1,380 |
| 01882700-58900 | Trans-Admin-Dues & Fees | $375 | $0 | $375 | $0 | $0 | $0 | $375 |
| 01902320-58900 | Super-Admin-Dues & Fees | $23,000 | $0 | $23,000 | $8,769 | $14,491 | $12,562 | ($4,053) |
| 01912520-58310 | Redemption of Principal on Loans | $342,927 | $0 | $342,927 | $0 | $0 | $342,927 | $0 |
| 01912520-58320 | Interest on Loans | $83,227 | $0 | $83,227 | $0 | $0 | $80,613 | $2,614 |
| 01912520-58900 | Bus Off-Admin-Dues & Fees | $8,000 | $0 | $8,000 | $2,240 | $2,365 | $0 | $5,635 |
| | **Dues, Fees and Memberships Total** | **$530,513** | **$0** | **$530,513** | **$27,270** | **$57,748** | **$452,566** | **$20,200** |
| **Other Miscellaneous** | | | | | | | | |
| 01912520-58904 | D/W-Admin-Bad Debt Expense | $1,000 | $0 | $1,000 | $0 | $0 | $0 | $1,000 |
| | **Other Miscellaneous Total** | **$1,000** | **$0** | **$1,000** | **$0** | **$0** | **$0** | **$1,000** |
| | **Miscellaneous Total** | **$531,513** | **$0** | **$531,513** | **$27,270** | **$57,748** | **$452,566** | **$21,200** |
| **Other Objects** | | | | | | | | |

**Trumbull Board of Education Expense vs Budget Detail**
**By Object**
**Report for the Period Ended 9/30/2023**

| Account # | Account Description | Budget Original | Budget Transfers | Budget Revised | August Expended | September Expended | Committed/ Estimates | Available/ (Over) |
|---|---|---|---|---|---|---|---|---|
| 01412210-59000 | Curr-District Wide Support | $0 | $0 | $0 | $0 | $0 | $0 | $0 |
| 01912520-59001 | Bus Office-Intergovernmental transfer | ($703,852) | $0 | ($703,852) | $0 | $0 | $0 | ($703,852) |
| | **Other Objects Total** | **($703,852)** | **$0** | **($703,852)** | **$0** | **$0** | **$0** | **($703,852)** |
| | **Munis Report Total** | **$119,740,771** | **$0** | **$119,740,771** | **$8,267,880** | **$17,950,640** | **$98,727,695** | **$3,062,437** |

**Trumbull Board of Education Expense vs Budget Detail**
**By Location**
**Report for the Period Ended 9/30/2023**

| Account # | Account Description | Budget Original | Budget Transfers | Budget Revised | August Expended | September Expended | Committed/ Estimates | Available/ (Over) |
|---|---|---|---|---|---|---|---|---|
| 01011000-51110 | TECEC-Classroom-Teachers | $666,447 | $0 | $666,447 | $0 | $49,186 | $551,955 | $65,307 |
| 01011000-51113 | TECEC-Admin-Admin Salaries | $144,207 | $0 | $144,207 | $22,186 | $33,279 | $110,929 | ($0) |
| 01011000-51120 | TECEC-Classroom-Paras | $244,027 | $0 | $244,027 | $0 | $20,679 | $193,228 | $30,120 |
| 01011000-51122 | TECEC-Classroom-ABA Paras | $275,633 | $0 | $275,633 | $0 | $22,898 | $228,983 | $23,752 |
| 01011000-51130 | TECEC-Admin-Secy 12 Mth | $25,507 | $0 | $25,507 | $3,878 | $5,818 | $19,392 | $298 |
| 01011000-51131 | TECEC-Admin-Secy 10 Mth | $52,113 | $0 | $52,113 | $2,004 | $6,013 | $46,100 | $0 |
| 01011000-51135 | TECEC-Admin-Clerical Xtra Time | $1,300 | $0 | $1,300 | $848 | $848 | $0 | $452 |
| 01011000-55800 | TECEC-Admin-Professional Devt | $700 | $0 | $700 | $0 | $74 | $0 | $626 |
| 01011000-55900 | TECEC-Admin-Other Purch'd Prop Svcs | $7,000 | $0 | $7,000 | $481 | $4,838 | $0 | $2,162 |
| 01011000-55906 | TECEC-Admin-Printing | $200 | $0 | $200 | $0 | $0 | $0 | $200 |
| 01011000-56110 | TECEC-Admin-Office Supplies | $4,000 | $0 | $4,000 | $679 | $399 | $0 | $3,601 |
| 01011000-56111 | TECEC-Classroom-Classroom Supplies | $14,740 | $0 | $14,740 | $909 | $1,438 | $4,094 | $9,208 |
| 01011000-56411 | TECEC-Classroom-Text & Workbooks | $1,300 | $0 | $1,300 | $0 | $563 | $0 | $737 |
| 01011000-56904 | TECEC-Classroom-Testing Materials | $4,000 | $0 | $4,000 | $562 | $562 | $174 | $3,264 |
| 01011000-57301 | TECEC-Classroom-Instructional Equipment | $4,000 | $0 | $4,000 | $0 | $0 | $0 | $4,000 |
| 01011000-57308 | TECEC-Classroom-Furniture | $3,000 | $0 | $3,000 | $272 | $0 | $49 | $2,951 |
| 01011000-58900 | TECEC-Admin-Dues & Fees | $700 | $0 | $700 | $250 | $250 | $0 | $450 |
| 01121200-51111 | TECEC-Classroom-Specialists | $141,010 | $0 | $141,010 | $0 | $13,991 | $140,962 | ($13,944) |
| 01401000-55503 | TECEC-Classroom-Interns | $0 | $0 | $0 | $0 | $0 | $0 | $0 |
| | **Total TECEC School** | **$1,589,884** | **$0** | **$1,589,884** | **$32,069** | **$160,837** | **$1,295,865** | **$133,182** |
| 01011200-51114 | PPS-Admin-Director/Coordinator | $347,670 | $0 | $347,670 | $47,986 | $71,980 | $239,932 | $35,759 |
| 01011200-51117 | PPS-L/W-Teacher Subs | $0 | $0 | $0 | $0 | $0 | $0 | $0 |
| 01011200-51118 | PPS-L/W-Curriculum Writing | $15,000 | $0 | $15,000 | $842 | $842 | $0 | $14,158 |
| 01011200-51119 | PPS-L/W-Teacher Xtra Time | $37,080 | $0 | $37,080 | $6,395 | $7,931 | $0 | $29,150 |
| 01011200-51120 | PPS-L/W-Instructional Paras | $2,616,637 | $0 | $2,616,637 | $525 | $228,436 | $2,256,138 | $132,063 |
| 01011200-51121 | PPS-D/W-Para Xtra Time | $100,000 | $0 | $100,000 | $0 | $5,038 | $0 | $94,962 |
| 01011200-51122 | PPS-L/W-ABA Paras | $1,486,608 | $0 | $1,486,608 | $0 | $134,041 | $1,412,204 | ($59,637) |
| 01011200-51130 | PPS-Admin-Secy 12 Mth | $150,623 | $0 | $150,623 | $22,785 | $34,760 | $114,960 | $904 |
| 01011200-51135 | PPS-Admin-Clerical Xtra Time | $1,000 | $0 | $1,000 | $417 | $735 | $0 | $265 |
| 01011200-53230 | PPS-L/W-Consultants | $300,000 | $0 | $300,000 | $26,109 | $50,559 | $271,321 | ($21,880) |
| 01011200-53300 | PPS-Admin-Prof Purch'd Services | $67,000 | $0 | $67,000 | $4,506 | $4,506 | $0 | $62,494 |
| 01011200-53308 | PPS-Admin-Legal SPED | $140,000 | $0 | $140,000 | $0 | $3,095 | $136,906 | $0 |
| 01011200-55800 | PPS-Admin-Professional Devt | $20,000 | $0 | $20,000 | $0 | $1,150 | $750 | $18,100 |
| 01011200-55801 | PPS-D/W-Mileage | $10,000 | $0 | $10,000 | $208 | $526 | $0 | $9,474 |
| 01011200-55906 | PPS-Admin-Printing | $500 | $0 | $500 | $0 | $124 | $0 | $376 |
| 01011200-56110 | PPS-Admin-Office Supplies | $1,500 | $0 | $1,500 | $742 | $802 | $104 | $594 |
| 01011200-56111 | PPS-Classroom-Classroom Supplies | $25,000 | $0 | $25,000 | $2,596 | $6,839 | $1,470 | $16,690 |
| 01011200-56411 | PPS-Admin-Text & Workbooks | $1,000 | $0 | $1,000 | $0 | $0 | $0 | $1,000 |
| 01011200-56425 | PPS-Admin-Periodicals | $1,000 | $0 | $1,000 | $0 | $180 | $0 | $820 |
| 01011200-56904 | PPS-L/W-Testing Materials | $57,000 | $0 | $57,000 | $1,117 | $22,813 | $1,002 | $33,185 |
| 01011200-58900 | PPS-Admin-Dues & Fees | $2,000 | $0 | $2,000 | $299 | $358 | $4,451 | ($2,810) |
| 01011201-51117 | PPS-L/W-Tutors Homebound | $32,212 | $0 | $32,212 | $1,403 | $5,723 | $29,144 | ($2,656) |
| 01011201-53210 | PPS Homebound Instructional Services | $0 | $0 | $0 | $0 | $0 | $0 | $0 |
| 01011203-51117 | PPS-L/W-Tutors Tutorial | $77,000 | $0 | $77,000 | $0 | $4,367 | $72,633 | $0 |
| 01011204-51117 | PPS-L/W-Tutors Expulsions | $10,000 | $0 | $10,000 | $0 | $0 | $10,000 | $0 |
| 01021201-51119 | PPS-After School-Teacher Salaries | $0 | $0 | $0 | $0 | $0 | $0 | $0 |
| 01032130-51123 | PPS-L/W-OT/PT Therapists | $570,783 | $0 | $570,783 | $0 | $45,062 | $540,738 | ($15,017) |
| 01032130-51128 | PPS-L/W-Health Aides | $88,967 | $0 | $88,967 | $0 | $8,082 | $80,879 | $6 |
| 01032130-57303 | PPS-L/W-Equipment Instructional | $15,500 | $0 | $15,500 | $0 | $2,679 | $299 | $12,521 |
| 01052130-53305 | PPS-Health Services-Service Contracts | $62,000 | $0 | $62,000 | $0 | $0 | $0 | $62,000 |
| 01052130-54300 | PPS-Health Svcs-Repairs & Svc Fees | $2,000 | $0 | $2,000 | $0 | $870 | $630 | $500 |
| 01052130-56110 | PPS-Health Services-Supplies | $8,000 | $0 | $8,000 | $0 | $4,186 | $2,413 | $1,401 |
| 01052130-57304 | SPED-Health Services Furniture | $0 | $0 | $0 | $0 | $0 | $0 | $0 |
| 01062140-51111 | PPS-L/W-Psychologists | $1,682,174 | $0 | $1,682,174 | $0 | $122,737 | $1,443,676 | $115,761 |
| 01062145-51111 | PPS-L/W-Behaviorists | $352,547 | $0 | $352,547 | $0 | $27,600 | $331,205 | ($6,258) |
| 01072110-51111 | PPS-L/W-Social Workers | $1,043,899 | $0 | $1,043,899 | $0 | $96,500 | $1,087,634 | ($140,235) |
| 01082150-51111 | PPS-L/W-Speech & Language | $1,391,595 | $0 | $1,391,595 | $0 | $115,168 | $1,300,087 | ($23,660) |
| 01161200-51110 | PPS-SPED-Elementary Teachers | $2,303,380 | $0 | $2,303,380 | $4,523 | $193,312 | $2,175,025 | ($64,956) |
| 01231200-51110 | PPS-SPED-Middle School Teachers | $1,565,558 | $0 | $1,565,558 | $9,046 | $124,401 | $1,358,209 | $82,947 |
| 01331200-51110 | PPS-SPED-THS Teachers | $2,113,032 | $0 | $2,113,032 | $28,506 | $196,499 | $1,954,420 | ($37,888) |
| 01331200-51126 | PPS-SPED-Work Experience | $6,000 | $0 | $6,000 | $503 | $503 | $0 | $5,497 |
| 01371200-51118 | PPS-ESY-Teacher salaries | $196,730 | $0 | $196,730 | $149,168 | $152,012 | $0 | $44,718 |
| 01371200-51122 | PPS-ESY-ABA Paras | $82,400 | $0 | $82,400 | $95,881 | $95,881 | $0 | ($13,481) |
| 01371200-51128 | PPS-ESY-Health Aides | $0 | $0 | $0 | $8,419 | $8,419 | $0 | ($8,419) |
| 01371200-51129 | PPS-ESY-Para | $51,500 | $0 | $51,500 | $45,384 | $45,384 | $0 | $6,116 |
| 01396110-55600 | PPS-L/W-Tuition Outplaced | $5,300,000 | $0 | $5,300,000 | $595,106 | $1,430,434 | $4,201,649 | ($332,083) |
| 01396110-55601 | PPS-EXCESS COST REFUND(ECR) | ($1,381,942) | $0 | ($1,381,942) | $0 | $0 | ($1,381,942) | $0 |
| 01412210-51120 | PPS-D/W-Para Training | $10,000 | $0 | $10,000 | $0 | $0 | $10,000 | $0 |
| | **Total Special Education Department** | **$20,962,953** | **$0** | **$20,962,953** | **$1,052,465** | **$3,254,535** | **$17,655,936** | **$52,482** |

**Trumbull Board of Education Expense vs Budget Detail**
**By Location**
**Report for the Period Ended 9/30/2023**

| Account # | Account Description | Budget Original | Budget Transfers | Budget Revised | August Expended | September Expended | Committed/ Estimates | Available/ (Over) |
|---|---|---|---|---|---|---|---|---|
| 01401201-51117 | Asst Super-L/W-Tutors Homebound | $1,500 | $0 | $1,500 | $0 | $0 | $0 | $1,500 |
| 01401201-53210 | Homebound Instructional Services | $5,000 | $0 | $5,000 | $0 | $0 | $0 | $5,000 |
| 01401203-51117 | Asst Super-L/W-Tutors Tutorial | $3,500 | $0 | $3,500 | $0 | $0 | $0 | $3,500 |
| 01401203-55801 | Asst Super-L/W-Mileage | $9,000 | $0 | $9,000 | $260 | $528 | $0 | $8,472 |
| 01401204-51117 | Asst Super-L/W-Tutors Expulsions | $7,000 | $0 | $7,000 | $0 | $0 | $0 | $7,000 |
| 01402210-51110 | Curr Dir-D/W-ELL Teachers | $668,481 | $0 | $668,481 | $4,523 | $57,948 | $610,532 | $0 |
| 01402210-58900 | Instructional-Dues & Fees | $0 | $0 | $0 | $0 | $0 | $0 | $0 |
| 01402320-51116 | Asst Super-Admin-Teacher Stipends | $0 | $0 | $0 | $0 | $0 | $0 | $0 |
| 01402320-51118 | Asst Super-L/W-Prof Devt Prep | $0 | $0 | $0 | $0 | $0 | $0 | $0 |
| 01402320-51130 | Asst Super-Admin-Secy 12 Mth | $76,958 | $0 | $76,958 | $12,303 | $18,154 | $58,475 | $329 |
| 01402320-51135 | Asst Super-Admin-Clerical Xtra Time | $0 | $0 | $0 | $0 | $0 | $0 | $0 |
| 01402320-51200 | Asst Super-Admin-Teacher Mentors | $5,000 | $0 | $5,000 | $0 | $0 | $0 | $5,000 |
| 01402320-55600 | Asst Super-Admin-Tuition | $454,000 | $0 | $454,000 | $0 | $0 | $320,394 | $133,606 |
| 01402320-55800 | Asst Super-Admin-Professional Devt | $20,000 | $0 | $20,000 | $279 | $6,572 | $875 | $12,553 |
| 01402320-55900 | Asst Super-Other Purchased Services | $0 | $0 | $0 | $0 | $0 | $0 | $0 |
| 01402320-55906 | Asst Super-Admin-Printing | $1,500 | $0 | $1,500 | $0 | $0 | $0 | $1,500 |
| 01402320-56110 | Asst Super-Admin-Office Supplies | $14,050 | $0 | $14,050 | $566 | $3,985 | $2,951 | $7,113 |
| 01402320-57308 | Asst. Super.-Furniture | $0 | $0 | $0 | $0 | $0 | $0 | $0 |
| 01402320-58900 | Asst Super-Admin-Dues & Fees | $7,000 | $0 | $7,000 | $3,478 | $3,478 | $239 | $3,283 |
| 01411250-51110 | Curr Dir-D/W-TAG Teachers | $0 | $0 | $0 | $0 | $0 | $0 | $0 |
| 01412210-51111 | Curr Dir-D/W-Program Leaders | $383,096 | $0 | $383,096 | $13,569 | $41,797 | $311,159 | $30,140 |
| 01412210-51113 | D/W-Elem Asst Principal | $0 | $0 | $0 | $0 | $0 | $0 | $0 |
| 01412210-51114 | Assistant Superintendent | $201,038 | $0 | $201,038 | $31,531 | $47,297 | $157,656 | ($3,915) |
| 01412210-51117 | Curr Dir-D/W-Teacher Training | $50,000 | $0 | $50,000 | $0 | $6,398 | $43,602 | $0 |
| 01412210-51118 | Curr Dir-D/W-Prof Devt Prep | $30,000 | $0 | $30,000 | $943 | $10,472 | $0 | $19,528 |
| 01412210-51119 | Curr Dir-Admin-Curriculum Writing | $84,391 | $0 | $84,391 | $43,680 | $49,957 | $0 | $34,434 |
| 01412210-51129 | Curr Dir-D/W-Other Non-Certified | $77,634 | $0 | $77,634 | $12,190 | $18,209 | $59,488 | ($63) |
| 01412210-51130 | Curr Dir-Admin-Secy 12 Mth | $67,799 | $0 | $67,799 | $10,390 | $15,586 | $51,952 | $262 |
| 01412210-51135 | Curr Dir-Admin-Clerical Xtra Time | $0 | $0 | $0 | $0 | $0 | $0 | $0 |
| 01412210-53300 | Curr Dir-D/W-Other Professional Svcs | $10,000 | $0 | $10,000 | $0 | $0 | $0 | $10,000 |
| 01412210-55800 | Curr Dir-Admin-Professional Devt | $65,000 | $0 | $65,000 | $865 | $13,174 | $4,383 | $47,443 |
| 01412210-55802 | Admin-Prof Devt Admin | $0 | $0 | $0 | $0 | $0 | $0 | $0 |
| 01412210-55906 | Curr Dir-Admin-Printing | $0 | $0 | $0 | $0 | $0 | $0 | $0 |
| 01412210-56110 | Curr Dir-Admin-Office Supplies | $0 | $0 | $0 | $0 | $0 | $0 | $0 |
| 01412210-56118 | Curr Dir-D/W Software | $5,000 | $0 | $5,000 | $2,475 | $2,475 | $0 | $2,525 |
| 01412210-56411 | Curr Dir-D/W-Text & Workbooks | $185,150 | $0 | $185,150 | $5,632 | $55,331 | $379 | $129,440 |
| 01412210-56425 | Curr Dir-Admin-Periodicals | $0 | $0 | $0 | $0 | $0 | $0 | $0 |
| 01412210-56904 | Curr Dir-D/W-Testing Materials | $161,328 | $0 | $161,328 | $43,854 | $96,975 | $20,457 | $43,896 |
| 01412210-57301 | Curr Dir-D/W-Equipment Instructional | $10,000 | $0 | $10,000 | $4,032 | $4,332 | $1,233 | $4,435 |
| 01412210-58900 | Curr Dir-Admin-Dues & Fees | $0 | $0 | $0 | $0 | $0 | $0 | $0 |
| 01412210-59000 | Curr-District Wide Support | $0 | $0 | $0 | $0 | $0 | $0 | $0 |
| 01412214-56111 | Curr Dir-D/W-Classroom Supplies | $90,000 | $0 | $90,000 | $0 | $0 | $962 | $89,038 |
| 01412214-56426 | Cur Dir-D/W-Online Subscriptions | $303,995 | $0 | $303,995 | $168,105 | $301,460 | $3,750 | ($1,215) |
| 01922530-51125 | Asst Super-Dir Digital Learning | $159,948 | $0 | $159,948 | $24,607 | $36,911 | $123,037 | ($0) |
| 01922530-51129 | Asst Super-Info Svcs-Oth Non-Certified | $77,634 | $0 | $77,634 | $11,898 | $17,846 | $59,488 | $300 |
| 01922530-51135 | Asst Super-Admin-Clerical Xtra Time | $2,000 | $0 | $2,000 | $864 | $1,311 | $0 | $689 |
| 01922530-53302 | Asst Super-Info Svcs-Dbase Students | $195,407 | $0 | $195,407 | $179,506 | $179,506 | $0 | $15,901 |
| 01922530-55804 | Asst Super-Info Svcs-Oth Purch Svcs | $10,000 | $0 | $10,000 | $0 | $85 | $540 | $9,375 |
| | **Total Assistant Superintendent Department** | **$3,442,410** | **$0** | **$3,442,410** | **$575,551** | **$989,788** | **$1,831,551** | **$621,071** |
| 01421001-57310 | Tech-District Wide Computer Equipment | $458,390 | $0 | $458,390 | $174,404 | $243,513 | $17,530 | $197,348 |
| 01422214-53300 | Tech-L/W-Other Professional Svcs | $4,500 | $0 | $4,500 | $795 | $3,990 | $5,471 | ($4,961) |
| 01422214-54300 | Tech-L/W-Repairs & Svc Fees | $800 | $0 | $800 | $0 | $0 | $0 | $800 |
| 01422214-56117 | Tech-L/W-Computer Supplies | $600 | $0 | $600 | $0 | $0 | $0 | $600 |
| 01422214-56118 | Tech-L/W-Software | $220,800 | $0 | $220,800 | $148,546 | $207,758 | $11,561 | $1,481 |
| 01422214-56900 | Tech-L/W-Parts | $9,500 | $0 | $9,500 | $4,496 | $6,904 | $413 | $2,183 |
| 01422214-57301 | Tech-L/W-Computer Equipment | $8,900 | $0 | $8,900 | $4,246 | $4,246 | $0 | $4,654 |
| 01422220-51124 | Tech-Dist A/V/Ch 17-Technician | $0 | $0 | $0 | $0 | $0 | $0 | $0 |
| 01422220-53300 | Tech-Dist AV/Ch17-Other Prof Svcs | $3,500 | $0 | $3,500 | $0 | $505 | $0 | $2,995 |
| 01422220-54300 | Tech-Dist AV/Ch17-Repairs & Svc Fees | $500 | $0 | $500 | $0 | $0 | $0 | $500 |
| 01422220-56117 | Tech-Dist AV/Chan 17-Supplies | $250 | $0 | $250 | $0 | $226 | $0 | $24 |
| 01422220-56900 | Tech-Dist AV/Ch17-Parts | $4,800 | $0 | $4,800 | $0 | $552 | $398 | $3,850 |
| 01422220-57301 | Tech-Dist AV/Ch17-Equipment Instructional | $12,600 | $0 | $12,600 | $0 | $0 | $0 | $12,600 |
| 01422520-51125 | Tech-Admin-Manager | $141,035 | $0 | $141,035 | $18,985 | $29,834 | $108,488 | $2,712 |
| 01422520-51129 | Tech-Admin-Other Technical | $512,024 | $0 | $512,024 | $74,859 | $106,988 | $249,105 | $155,931 |
| 01422520-51130 | Tech-Admin-Secy 12 Mth | $58,654 | $0 | $58,654 | $8,975 | $13,469 | $44,944 | $241 |
| 01422520-51135 | Tech-Admin--Clerical Xtra Time | $0 | $0 | $0 | $11 | $11 | $0 | ($11) |
| 01422520-51141 | Tech-Admin-Xtra Time/Help | $15,000 | $0 | $15,000 | $3,974 | $5,586 | $0 | $9,414 |
| 01422520-53300 | Tech-Admin-Other Professional Svcs | $6,800 | $0 | $6,800 | $0 | $0 | $0 | $6,800 |
| 01422520-53305 | Tech-Admin-Maintenance Contracts | $27,800 | $0 | $27,800 | $0 | $5,165 | $0 | $22,635 |
| 01422520-54300 | Tech-Admin-Repairs & Svc Fees | $1,200 | $0 | $1,200 | $0 | $0 | $0 | $1,200 |
| 01422520-54409 | D/W Copiers | $243,820 | $0 | $243,820 | $20,415 | $60,441 | $179,559 | $3,820 |

**Trumbull Board of Education Expense vs Budget Detail**
**By Location**
**Report for the Period Ended 9/30/2023**

| Account # | Account Description | Budget Original | Budget Transfers | Budget Revised | August Expended | September Expended | Committed/ Estimates | Available/ (Over) |
|---|---|---|---|---|---|---|---|---|
| 01422520-55800 | Tech-Admin-Professional Devt | $1,500 | $0 | $1,500 | $0 | $0 | $0 | $1,500 |
| 01422520-55804 | Tech-Admin-Milelage | $2,800 | $0 | $2,800 | $17 | $74 | $0 | $2,726 |
| 01422520-55903 | Tech-Admin-Telephone Cell | $35,000 | $0 | $35,000 | $2,610 | $5,869 | $29,217 | ($87) |
| 01422520-55904 | Tech-Admin-Telephone LAN | $100,382 | $0 | $100,382 | $4,275 | $6,958 | $78,126 | $15,298 |
| 01422520-55907 | Tech-Admin-WAN Communications | $199,100 | $0 | $199,100 | $77,854 | $77,854 | $129,797 | ($8,551) |
| 01422520-56110 | Tech-Admin-Office Supplies | $1,050 | $0 | $1,050 | $977 | $977 | $83 | ($10) |
| 01422520-56425 | Tech-Admin-Periodicals | $150 | $0 | $150 | $0 | $0 | $0 | $150 |
| 01422520-56900 | Tech-Admin-Parts | $4,150 | $0 | $4,150 | $0 | $0 | $0 | $4,150 |
| 01422520-57301 | Tech-Admin-WAN Equipment | $3,775 | $0 | $3,775 | $0 | $0 | $0 | $3,775 |
| 01422520-58900 | Tech-Admin-Dues & Fees | $0 | $0 | $0 | $0 | $0 | $0 | $0 |
| | **Total Technology Department** | **$2,079,380** | **$0** | **$2,079,380** | **$545,438** | **$780,920** | **$854,692** | **$443,768** |
| 01511001-51110 | BHES-Classroom-Teachers | $2,294,379 | $0 | $2,294,379 | $0 | $175,946 | $2,092,500 | $25,933 |
| 01511001-51120 | BHES-Classroom-Instructional Aides | $57,686 | $0 | $57,686 | $0 | $3,147 | $54,539 | $0 |
| 01511001-55500 | BHES-Classroom-Interns | $32,500 | $0 | $32,500 | $0 | $0 | $0 | $32,500 |
| 01511001-56111 | BHES-Classroom Supplies | $30,660 | $0 | $30,660 | $17,552 | $22,304 | $1,436 | $6,920 |
| 01511001-56411 | BHES-Classroom-Text & Workbooks | $35,770 | $0 | $35,770 | $28,740 | $30,898 | $1,588 | $3,283 |
| 01511001-57301 | BHES-Classroom-Equipment Instructional | $2,555 | $0 | $2,555 | $675 | $675 | $24 | $1,856 |
| 01511001-57308 | BHES-Classroom-Furniture | $2,555 | $0 | $2,555 | $144 | $144 | $0 | $2,411 |
| 01511002-51110 | BHES-Classroom-Specialists | $573,189 | $0 | $573,189 | $0 | $38,606 | $464,804 | $69,778 |
| 01512220-51110 | BHES Library-Teachers-Salaries | $100,629 | $0 | $100,629 | $0 | $7,741 | $92,888 | ($0) |
| 01512220-56420 | BHES-Library-Books & Media | $5,110 | $0 | $5,110 | $3,155 | $7,058 | $34 | ($1,982) |
| 01512220-56425 | BHES-Library-Periodicals | $1,022 | $0 | $1,022 | $0 | $0 | $0 | $1,022 |
| 01512220-56901 | BHES-Library-Supplies | $2,044 | $0 | $2,044 | $1,809 | $2,268 | $303 | ($526) |
| 01512220-57302 | BHES-Library-Equipment Instructional | $2,044 | $0 | $2,044 | $0 | $0 | $0 | $2,044 |
| 01512400-51113 | BHES-Admin-Principal | $185,622 | $0 | $185,622 | $28,557 | $42,836 | $142,786 | ($0) |
| 01512400-51120 | BHES-Admin-Paras | $20,789 | $0 | $20,789 | $0 | $1,546 | $19,243 | $0 |
| 01512400-51130 | BHES-Admin-Secy 12 Mth | $66,169 | $0 | $66,169 | $10,099 | $15,149 | $50,496 | $524 |
| 01512400-51131 | BHES-Admin-Secy 10 Mth | $42,344 | $0 | $42,344 | $1,629 | $4,886 | $37,458 | $0 |
| 01512400-51135 | BHES-Admin-Clerical Xtra Time | $0 | $0 | $0 | $0 | $24 | $0 | ($24) |
| 01512400-54900 | BHES-Admin-Other Purch'd Svcs | $300 | $0 | $300 | $0 | $0 | $0 | $300 |
| 01512400-55800 | BHES-Admin-Professional Devt | $500 | $0 | $500 | $0 | $0 | $0 | $500 |
| 01512400-56110 | BHES-Admin-Office Supplies | $4,088 | $0 | $4,088 | $0 | $147 | $236 | $3,704 |
| 01512400-58900 | BHES-Admin-Dues & Fees | $550 | $0 | $550 | $0 | $0 | $350 | $200 |
| | **Total Booth Hill School** | **$3,460,506** | **$0** | **$3,460,506** | **$92,359** | **$353,374** | **$2,958,687** | **$148,445** |
| 01521001-51110 | FTES-Classroom-Teachers | $2,089,770 | $0 | $2,089,770 | $0 | $163,850 | $2,014,448 | ($88,528) |
| 01521001-51120 | FTES-Classroom-Instructional Aides | $58,731 | $0 | $58,731 | $0 | $4,128 | $54,603 | $0 |
| 01521001-55500 | FTES-Classroom-Interns | $32,500 | $0 | $32,500 | $0 | $0 | $0 | $32,500 |
| 01521001-56111 | FTES-Classroom Supplies | $30,300 | $0 | $30,300 | $3,585 | $14,891 | $486 | $14,924 |
| 01521001-56411 | FTES-Classroom-Text & Workbooks | $35,350 | $0 | $35,350 | $291 | $29,950 | $3,595 | $1,805 |
| 01521001-57301 | FTES-Classroom-Equipment Instructional | $2,525 | $0 | $2,525 | $0 | $872 | $0 | $1,653 |
| 01521001-57308 | FTES-Classroom-Furniture | $2,525 | $0 | $2,525 | $0 | $454 | $0 | $2,071 |
| 01521002-51110 | FTES-Classroom-Specialists | $793,772 | $0 | $793,772 | $0 | $72,006 | $828,231 | ($106,465) |
| 01522220-51110 | FTES Library-Teachers-Salaries | $109,425 | $0 | $109,425 | $0 | $8,417 | $101,008 | $0 |
| 01522220-56420 | FTES-Library-Books & Media | $5,050 | $0 | $5,050 | $2,073 | $2,670 | $1,257 | $1,124 |
| 01522220-56425 | FTES-Library-Periodicals | $1,010 | $0 | $1,010 | $0 | $0 | $127 | $883 |
| 01522220-56901 | FTES-Library-Supplies | $2,020 | $0 | $2,020 | $0 | $919 | $69 | $1,032 |
| 01522220-57302 | FTES-Library-Equipment Instructional | $2,020 | $0 | $2,020 | $0 | $0 | $655 | $1,365 |
| 01522400-51113 | FTES-Admin-Principal/Asst Principal | $331,644 | $0 | $331,644 | $47,729 | $59,915 | $273,729 | ($2,000) |
| 01522400-51120 | FTES-Admin-Paras | $41,287 | $0 | $41,287 | $0 | $3,660 | $15,326 | $22,301 |
| 01522400-51130 | FTES-Admin-Secy 12 Mth | $66,449 | $0 | $66,449 | $10,649 | $15,699 | $50,496 | $254 |
| 01522400-51131 | FTES-Admin-Secy 10 Mth | $43,236 | $0 | $43,236 | $2,443 | $6,328 | $36,908 | $0 |
| 01522400-51135 | FTES-Admin-Clerical Xtra Time | $0 | $0 | $0 | $209 | $822 | $0 | ($822) |
| 01522400-54900 | FTES-Admin-Other Purch'd Svcs | $300 | $0 | $300 | $0 | $0 | $0 | $300 |
| 01522400-55800 | FTES-Admin-Professional Devt | $500 | $0 | $500 | $0 | $0 | $0 | $500 |
| 01522400-56110 | FTES-Admin-Office Supplies | $4,040 | $0 | $4,040 | $118 | $216 | $100 | $3,724 |
| 01522400-58900 | FTES-Admin-Dues & Fees | $0 | $0 | $0 | $0 | $0 | $0 | $0 |
| | **Total Frenchtown School** | **$3,652,453** | **$0** | **$3,652,453** | **$67,098** | **$384,797** | **$3,381,035** | **($113,380)** |
| 01531001-51110 | DFES-Classroom-Teachers | $2,300,699 | $0 | $2,300,699 | $0 | $169,878 | $2,038,541 | $92,280 |
| 01531001-51120 | DFES-Classroom-Instructional Aides | $51,700 | $0 | $51,700 | $0 | $3,145 | $48,555 | $0 |
| 01531001-55500 | DFES-Classroom-Interns | $32,500 | $0 | $32,500 | $0 | $0 | $0 | $32,500 |
| 01531001-56111 | DFES-Classroom Supplies | $29,340 | $0 | $29,340 | $15,102 | $18,872 | $4,478 | $5,990 |
| 01531001-56411 | DFES-Classroom-Text & Workbooks | $34,230 | $0 | $34,230 | $24,531 | $25,421 | $3,980 | $4,829 |
| 01531001-57301 | DFES-Classroom-Equipment Instructional | $2,445 | $0 | $2,445 | $0 | $0 | $0 | $2,445 |
| 01531001-57308 | DFES-Classroom-Furniture | $2,445 | $0 | $2,445 | $0 | $0 | $0 | $2,445 |
| 01531002-51110 | DFES-Classroom-Specialists | $639,188 | $0 | $639,188 | $0 | $49,940 | $560,040 | $29,209 |
| 01532220-51110 | DFES Library-Teachers-Salaries | $86,505 | $0 | $86,505 | $0 | $6,654 | $79,851 | ($0) |
| 01532220-56420 | DFES-Library-Books & Media | $4,890 | $0 | $4,890 | $2,070 | $3,764 | $4,196 | ($3,070) |
| 01532220-56425 | DFES-Library-Periodicals | $978 | $0 | $978 | $0 | $0 | $0 | $978 |
| 01532220-56901 | DFES-Library-Supplies | $1,956 | $0 | $1,956 | $138 | $138 | $75 | $1,743 |

**Trumbull Board of Education Expense vs Budget Detail**
**By Location**
**Report for the Period Ended 9/30/2023**

| Account # | Account Description | Budget Original | Budget Transfers | Budget Revised | August Expended | September Expended | Committed/ Estimates | Available/ (Over) |
|---|---|---|---|---|---|---|---|---|
| 01532220-57302 | DFES-Library-Equipment Instructional | $1,956 | $0 | $1,956 | $0 | $0 | $0 | $1,956 |
| 01532400-51113 | DFES-Admin-Principal | $185,622 | $0 | $185,622 | $28,557 | $42,836 | $142,786 | ($0) |
| 01532400-51120 | DFES-Admin-Paras | $20,351 | $0 | $20,351 | $0 | $564 | $19,787 | $0 |
| 01532400-51130 | DFES-Admin-Secy 12 Mth | $66,499 | $0 | $66,499 | $10,699 | $15,749 | $50,496 | $254 |
| 01532400-51131 | DFES-Admin-Secy 10 Mth | $42,344 | $0 | $42,344 | $1,629 | $4,886 | $37,458 | $0 |
| 01532400-51135 | DFES-Admin-Clerical Xtra Time | $0 | $0 | $0 | $31 | $160 | $0 | ($160) |
| 01532400-54900 | DFES-Admin-Other Purch'd Svcs | $300 | $0 | $300 | $0 | $0 | $0 | $300 |
| 01532400-55800 | DFES-Admin-Professional Devt | $500 | $0 | $500 | $0 | $0 | $0 | $500 |
| 01532400-56110 | DFES-Admin-Office Supplies | $3,912 | $0 | $3,912 | $1,457 | $2,400 | ($0) | $1,512 |
| 01532400-58900 | DFES-Admin-Dues & Fees | $500 | $0 | $500 | $0 | $0 | $0 | $500 |
| | **Total Daniels Farm School** | **$3,508,861** | **$0** | **$3,508,861** | **$84,214** | **$344,406** | **$2,990,244** | **$174,212** |
| 01541001-51110 | MBES-Classroom-Teachers | $2,327,473 | $0 | $2,327,473 | $0 | $180,778 | $2,099,222 | $47,473 |
| 01541001-51120 | MBES-Classroom-Instructional Aides | $51,785 | $0 | $51,785 | $0 | $3,570 | $48,215 | $0 |
| 01541001-55500 | MBES-Classroom-Interns | $32,500 | $0 | $32,500 | $0 | $0 | $0 | $32,500 |
| 01541001-56111 | MBES-Classroom Supplies | $30,480 | $0 | $30,480 | $2,537 | $26,019 | $2,297 | $2,164 |
| 01541001-56411 | MBES-Classroom-Text & Workbooks | $35,560 | $0 | $35,560 | $0 | $32,423 | $2,748 | $389 |
| 01541001-57301 | MBES-Classroom-Equipment Instructional | $2,540 | $0 | $2,540 | $0 | $0 | $0 | $2,540 |
| 01541001-57308 | MBES-Classroom-Furniture | $2,540 | $0 | $2,540 | $299 | $984 | $124 | $1,432 |
| 01541002-51110 | MBES-Classroom-Specialists | $751,484 | $0 | $751,484 | $0 | $68,303 | $751,301 | ($68,119) |
| 01542220-51110 | MBES Library-Teachers-Salaries | $118,741 | $0 | $118,741 | $0 | $9,134 | $109,607 | $0 |
| 01542220-56420 | MBES-Library-Books & Media | $5,080 | $0 | $5,080 | $0 | $1,990 | $0 | $3,090 |
| 01542220-56425 | MBES-Library-Periodicals | $1,016 | $0 | $1,016 | $0 | $811 | $0 | $205 |
| 01542220-56901 | MBES-Library-Supplies | $2,032 | $0 | $2,032 | $0 | $544 | $442 | $1,047 |
| 01542220-57302 | MBES-Library-Equipment Instructional | $2,032 | $0 | $2,032 | $0 | $766 | $0 | $1,266 |
| 01542400-51113 | MBES-Admin-Principal | $327,262 | $0 | $327,262 | $37,543 | $76,533 | $255,111 | ($4,382) |
| 01542400-51120 | MBES-Admin-Paras | $12,893 | $0 | $12,893 | $0 | $983 | $11,910 | $0 |
| 01542400-51130 | MBES-Admin-Secy 12 Mth | $65,899 | $0 | $65,899 | $10,099 | $15,161 | $50,496 | $242 |
| 01542400-51131 | MBES-Admin-Secy 10 Mth | $37,234 | $0 | $37,234 | $1,432 | $4,404 | $32,937 | ($108) |
| 01542400-51135 | MBES-Admin-Clerical Xtra Time | $0 | $0 | $0 | $0 | $0 | $0 | $0 |
| 01542400-54900 | MBES-Admin-Other Purch'd Svcs | $0 | $0 | $0 | $0 | $0 | $0 | $0 |
| 01542400-55800 | MBES-Admin-Professional Devt | $500 | $0 | $500 | $0 | $0 | $0 | $500 |
| 01542400-56110 | MBES-Admin-Office Supplies | $5,000 | $0 | $5,000 | $311 | $311 | $1,380 | $3,309 |
| 01542400-58900 | MBES-Admin-Dues & Fees | $100 | $0 | $100 | $0 | $0 | $0 | $100 |
| | **Total Middlebrook School** | **$3,812,151** | **$0** | **$3,812,151** | **$52,222** | **$422,714** | **$3,365,788** | **$23,649** |
| 01551001-51110 | JRES-Classroom-Teachers | $2,074,856 | $0 | $2,074,856 | $0 | $165,592 | $1,942,275 | ($33,011) |
| 01551001-51120 | JRES-Classroom-Instructional Aides | $56,641 | $0 | $56,641 | $0 | $3,298 | $53,343 | $0 |
| 01551001-55500 | JRES-Classroom-Interns | $32,500 | $0 | $32,500 | $0 | $0 | $0 | $32,500 |
| 01551001-56111 | JRES-Classroom Supplies | $27,240 | $0 | $27,240 | $963 | $16,151 | $3,514 | $7,575 |
| 01551001-56411 | JRES-Classroom-Text & Workbooks | $31,780 | $0 | $31,780 | $0 | $8,108 | $18,496 | $5,176 |
| 01551001-57301 | JRES-Classroom-Equipment Instructional | $2,270 | $0 | $2,270 | $0 | $0 | $0 | $2,270 |
| 01551001-57308 | JRES-Classroom-Furniture | $2,270 | $0 | $2,270 | $0 | $117 | $558 | $1,595 |
| 01551002-51110 | JRES-Classroom-Specialists | $657,252 | $0 | $657,252 | $0 | $54,311 | $607,485 | ($4,544) |
| 01552220-51110 | JRES Library-Teachers-Salaries | $94,423 | $0 | $94,423 | $0 | $7,263 | $87,160 | $0 |
| 01552220-56420 | JRES-Library-Books & Media | $4,540 | $0 | $4,540 | $0 | $0 | $2,556 | $1,984 |
| 01552220-56425 | JRES-Library-Periodicals | $908 | $0 | $908 | $0 | $408 | $0 | $500 |
| 01552220-56901 | JRES-Library-Supplies | $1,816 | $0 | $1,816 | $0 | $909 | $0 | $907 |
| 01552220-57302 | JRES-Library-Equipment Instructional | $1,816 | $0 | $1,816 | $0 | $0 | $0 | $1,816 |
| 01552400-51113 | JRES-Admin-Principal | $180,055 | $0 | $180,055 | $27,701 | $41,551 | $138,504 | $0 |
| 01552400-51120 | JRES-Admin-Paras | $23,292 | $0 | $23,292 | $0 | $1,212 | $22,080 | $0 |
| 01552400-51130 | JRES-Admin-Secy 12 Mth | $66,499 | $0 | $66,499 | $10,699 | $15,749 | $50,496 | $254 |
| 01552400-51131 | JRES-Admin-Secy 10 Mth | $42,344 | $0 | $42,344 | $1,629 | $4,886 | $37,458 | $0 |
| 01552400-51135 | JRES-Admin-Clerical Xtra Time | $500 | $0 | $500 | $36 | $344 | $0 | $156 |
| 01552400-54900 | JRES-Admin-Other Purch'd Svcs | $500 | $0 | $500 | $0 | $0 | $0 | $500 |
| 01552400-55800 | JRES-Admin-Professional Devt | $500 | $0 | $500 | $0 | $0 | $0 | $500 |
| 01552400-56110 | JRES-Admin-Office Supplies | $3,632 | $0 | $3,632 | $572 | $865 | $0 | $2,767 |
| 01552400-58900 | JRES-Admin-Dues & Fees | $550 | $0 | $550 | $0 | $0 | $0 | $550 |
| | **Total Jane Ryan School** | **$3,306,185** | **$0** | **$3,306,185** | **$41,599** | **$320,765** | **$2,963,924** | **$21,495** |
| 01581001-51110 | TES-Classroom-Teachers | $2,041,177 | $0 | $2,041,177 | $0 | $151,321 | $1,797,074 | $92,781 |
| 01581001-51120 | TES-Classroom-Instructional Aides | $58,731 | $0 | $58,731 | $0 | $3,522 | $55,209 | $0 |
| 01581001-55500 | TES-Classroom-Interns | $32,500 | $0 | $32,500 | $0 | $0 | $0 | $32,500 |
| 01581001-56111 | TES-Classroom Supplies | $26,320 | $0 | $26,320 | $9,631 | $10,410 | $6,066 | $9,844 |
| 01581001-56411 | TES-Classroom-Text & Workbooks | $29,540 | $0 | $29,540 | $24,455 | $25,077 | $2,282 | $2,181 |
| 01581001-57301 | TES-Classroom-Equipment Instructional | $2,110 | $0 | $2,110 | $696 | $696 | $0 | $1,414 |
| 01581001-57308 | TES-Classroom-Furniture | $2,110 | $0 | $2,110 | $1,609 | $1,747 | $0 | $363 |
| 01581002-51110 | TES-Classroom-Specialists | $586,403 | $0 | $586,403 | $0 | $48,091 | $546,337 | ($8,025) |
| 01582220-51110 | TES Library-Teachers-Salaries | $94,423 | $0 | $94,423 | $0 | $7,263 | $87,160 | $0 |
| 01582220-56420 | TES-Library-Books & Media | $4,220 | $0 | $4,220 | $0 | $0 | $2,569 | $1,651 |
| 01582220-56425 | TES-Library-Periodicals | $844 | $0 | $844 | $0 | $0 | $289 | $555 |
| 01582220-56901 | TES-Library-Supplies | $1,688 | $0 | $1,688 | $0 | $0 | $1,010 | $678 |

**Trumbull Board of Education Expense vs Budget Detail**
**By Location**
**Report for the Period Ended 9/30/2023**

| Account # | Account Description | Budget Original | Budget Transfers | Budget Revised | August Expended | September Expended | Committed/ Estimates | Available/ (Over) |
|---|---|---|---|---|---|---|---|---|
| 01582220-57302 | TES-Library-Equipment Instructional | $1,688 | $0 | $1,688 | $0 | $0 | $1,593 | $95 |
| 01582400-51113 | TSES-Admin-Principal | $185,622 | $0 | $185,622 | $28,557 | $42,836 | $142,786 | ($0) |
| 01582400-51120 | TES-Admin-Paras | $23,466 | $0 | $23,466 | $0 | $1,752 | $21,714 | $0 |
| 01582400-51130 | TES-Admin-Secy 12 Mth | $66,189 | $0 | $66,189 | $10,099 | $15,149 | $50,496 | $544 |
| 01582400-51131 | TES-Admin-Secy 10 Mth | $42,344 | $0 | $42,344 | $1,629 | $4,886 | $37,458 | ($0) |
| 01582400-51135 | TES-Admin-Clerical Xtra Time | $500 | $0 | $500 | $12 | $181 | $0 | $319 |
| 01582400-54900 | TES-Admin-Other Purch'd Svcs | $300 | $0 | $300 | $0 | $0 | $0 | $300 |
| 01582400-55800 | TES-Admin-Professional Devt | $500 | $0 | $500 | $0 | $0 | $0 | $500 |
| 01582400-56110 | TES-Admin-Office Supplies | $3,376 | $0 | $3,376 | $1,928 | $1,990 | ($0) | $1,386 |
| 01582400-58900 | TES-Admin-Dues & Fees | $500 | $0 | $500 | $139 | $325 | $0 | $175 |
| | **Total Tashua School** | **$3,204,551** | **$0** | **$3,204,551** | **$78,755** | **$315,246** | **$2,752,043** | **$137,262** |
| 01611001-51110 | HMS-Classroom-Teacher Salaries | $3,830,784 | $0 | $3,830,784 | $0 | $290,407 | $3,463,557 | $76,820 |
| 01611001-51111 | HMS-Teacher Specialists | $118,741 | $0 | $118,741 | $0 | $9,134 | $109,607 | $0 |
| 01611001-55500 | HMS-Classroom-Interns | $48,750 | $0 | $48,750 | $0 | $0 | $0 | $48,750 |
| 01611001-56111 | HMS-Classroom-Classroom Supplies | $32,938 | $0 | $32,938 | $1,121 | $11,762 | $2,872 | $18,304 |
| 01611001-56411 | HMS-Classroom-Text & Workbooks | $16,852 | $0 | $16,852 | $720 | $10,975 | $0 | $5,877 |
| 01611001-57301 | HMS-Classroom-Equipment Instructional | $3,064 | $0 | $3,064 | $0 | $2,350 | $0 | $714 |
| 01611001-57308 | HMS-Classroom-Furniture | $383 | $0 | $383 | $0 | $0 | $0 | $383 |
| 01611016-51110 | HMS-Music-Teacher Salaries | $339,837 | $0 | $339,837 | $0 | $28,145 | $311,691 | $0 |
| 01611016-54900 | HMS-Music-Other Purch'd Property Svcs | $1,200 | $0 | $1,200 | $0 | $424 | $0 | $776 |
| 01611016-56111 | HMS-Music-Classroom Supplies | $2,250 | $0 | $2,250 | $0 | $302 | $130 | $1,818 |
| 01611016-57301 | HMS-Music-Equipment Instructional | $3,300 | $0 | $3,300 | $0 | $1,019 | $1,560 | $721 |
| 01611019-51110 | HMS-PE/Health-Teacher Salaries | $351,217 | $0 | $351,217 | $0 | $28,126 | $323,091 | $0 |
| 01611019-56111 | HMS-PE/Health-Classroom Supplies | $3,420 | $0 | $3,420 | $1,060 | $1,640 | $0 | $1,780 |
| 01612120-51110 | HMS-Guidance-Teacher Salaries | $302,655 | $0 | $302,655 | $13,569 | $35,858 | $267,462 | ($665) |
| 01612120-51131 | HMS-Guidance-Secy 10 Mth | $52,113 | $0 | $52,113 | $2,004 | $6,013 | $46,100 | $0 |
| 01612120-51135 | HMS-Guidance-Clerical Xtra Time | $0 | $0 | $0 | $0 | $80 | $0 | ($80) |
| 01612220-51110 | HMS-Library-Teacher Salaries | $118,741 | $0 | $118,741 | $0 | $9,134 | $109,607 | $0 |
| 01612220-51120 | HMS-Library-Paras | $0 | $0 | $0 | $0 | $0 | $0 | $0 |
| 01612220-56111 | HMS-Library-Supplies | $1,532 | $0 | $1,532 | $0 | $453 | $132 | $947 |
| 01612220-56420 | HMS-Library-Books & Media | $2,298 | $0 | $2,298 | $0 | $0 | $0 | $2,298 |
| 01612220-56425 | HMS-Library-Periodicals | $2,298 | $0 | $2,298 | $0 | $0 | $1,715 | $583 |
| 01612220-57302 | HMS-Library-Equipment Instructional | $1,532 | $0 | $1,532 | $0 | $0 | $0 | $1,532 |
| 01612400-51110 | HMS-Admin-Teacher Xtra days | $0 | $0 | $0 | $0 | $0 | $0 | $0 |
| 01612400-51113 | HMS-Admin-Principal/Asst Principal | $343,627 | $0 | $343,627 | $52,866 | $79,299 | $264,329 | ($0) |
| 01612400-51120 | HMS-Admin-Admin Para | $13,185 | $0 | $13,185 | $0 | $1,081 | $12,104 | $0 |
| 01612400-51130 | HMS-Admin-Secy 12 Mth | $66,189 | $0 | $66,189 | $10,099 | $15,149 | $50,496 | $544 |
| 01612400-51131 | HMS-Admin-Secy 10 Mth | $43,112 | $0 | $43,112 | $1,658 | $5,051 | $38,137 | ($76) |
| 01612400-51135 | HMS-Admin-Clerical Xtra Time | $0 | $0 | $0 | $0 | $0 | $0 | $0 |
| 01612400-54900 | HMS-Classroom-Other Purch'd Svcs | $1,700 | $0 | $1,700 | $0 | $0 | $0 | $1,700 |
| 01612400-55800 | HMS-Admin-Professional Devt | $1,000 | $0 | $1,000 | $0 | $0 | $0 | $1,000 |
| 01612400-55906 | HMS-Classroom-Printing | $0 | $0 | $0 | $0 | $0 | $0 | $0 |
| 01612400-56110 | HMS-Admin-Office Supplies | $6,128 | $0 | $6,128 | $0 | $0 | $0 | $6,128 |
| 01612400-57301 | HMS-Admin-Equipment | $1,000 | $0 | $1,000 | $0 | $0 | $0 | $1,000 |
| 01612400-58900 | HMS-Admin-Dues & Fees | $1,200 | $0 | $1,200 | $590 | $590 | $0 | $610 |
| 01613202-51116 | HMS-Activities-Advisors | $45,000 | $0 | $45,000 | $0 | $0 | $45,000 | $0 |
| 01613202-53301 | HMS-Activities-Police | $0 | $0 | $0 | $0 | $0 | $0 | $0 |
| 01613202-56119 | HMS-Activities-Supplies | $4,000 | $0 | $4,000 | $0 | $1,450 | $0 | $2,550 |
| | **Total Hillcrest Middle School** | **$5,760,046** | **$0** | **$5,760,046** | **$83,687** | **$538,440** | **$5,047,591** | **$174,015** |
| 01621001-51110 | MMS-Classroom-Teacher Salaries | $4,343,480 | $0 | $4,343,480 | $0 | $321,230 | $3,790,899 | $231,351 |
| 01621001-51111 | MMS-Teacher Specialists | $81,532 | $0 | $81,532 | $0 | $9,134 | $109,607 | ($37,209) |
| 01621001-55500 | MMS-Classroom-Interns | $48,750 | $0 | $48,750 | $0 | $0 | $0 | $48,750 |
| 01621001-56111 | MMS-Classroom-Classroom Supplies | $34,443 | $0 | $34,443 | $1,688 | $3,333 | $6,354 | $24,757 |
| 01621001-56411 | MMS-Classroom-Text & Workbooks | $17,622 | $0 | $17,622 | $13,120 | $15,165 | $1,320 | $1,137 |
| 01621001-57301 | MMS-Classroom-Equipment Instructional | $3,204 | $0 | $3,204 | $0 | $0 | $0 | $3,204 |
| 01621001-57308 | MMS-Classroom-Furniture | $401 | $0 | $401 | $0 | $0 | $0 | $401 |
| 01621016-51110 | MMS-Music-Teacher Salaries | $310,541 | $0 | $310,541 | $0 | $25,892 | $284,649 | $0 |
| 01621016-54900 | MMS-Music-Other Purch'd Property Svcs | $1,000 | $0 | $1,000 | $0 | $0 | $780 | $220 |
| 01621016-56111 | MMS-Music-Classroom Supplies | $2,500 | $0 | $2,500 | $0 | $0 | $199 | $2,301 |
| 01621016-56411 | MMS-Music-Text & Workbooks | $0 | $0 | $0 | $0 | $0 | $0 | $0 |
| 01621016-57301 | MMS-Music-Equipment Instructional | $3,500 | $0 | $3,500 | $0 | $0 | $0 | $3,500 |
| 01621019-51110 | MMS-PE/Health-Teacher Salaries | $392,553 | $0 | $392,553 | $0 | $29,964 | $333,510 | $29,079 |
| 01621019-56111 | MMS-PE/Health-Classroom Supplies | $2,500 | $0 | $2,500 | $0 | $0 | $1,715 | $785 |
| 01622120-51110 | MMS-Guidance-Teacher Salaries | $313,716 | $0 | $313,716 | $13,569 | $34,143 | $246,887 | $32,686 |
| 01622120-51131 | MMS-Guidance-Secy 10 Mth | $53,101 | $0 | $53,101 | $2,023 | $6,047 | $46,532 | $523 |
| 01622120-51135 | MMS-Guidance-Clerical Xtra Time | $0 | $0 | $0 | $23 | $68 | $0 | ($68) |
| 01622220-51110 | MMS-Library-Teacher Salaries | $118,741 | $0 | $118,741 | $0 | $9,134 | $109,607 | $0 |
| 01622220-51120 | MMS-Library-Paras | $0 | $0 | $0 | $0 | $0 | $0 | $0 |
| 01622220-56420 | MMS-Library-Books & Media | $2,403 | $0 | $2,403 | $843 | $997 | $515 | $891 |
| 01622220-56425 | MMS-Library-Periodicals | $2,402 | $0 | $2,402 | $927 | $1,009 | $432 | $961 |

**Trumbull Board of Education Expense vs Budget Detail**
**By Location**
**Report for the Period Ended 9/30/2023**

| Account # | Account Description | Budget Original | Budget Transfers | Budget Revised | August Expended | September Expended | Committed/ Estimates | Available/ (Over) |
|---|---|---|---|---|---|---|---|---|
| 01622220-56901 | MMS-Library-Supplies | $1,602 | $0 | $1,602 | $558 | $1,103 | $443 | $56 |
| 01622220-57302 | MMS-Library-Equipment Instructional | $1,602 | $0 | $1,602 | $0 | $1,250 | $0 | $352 |
| 01622400-51110 | MMS-Admin-Teacher Xtra days | $0 | $0 | $0 | $0 | $0 | $0 | $0 |
| 01622400-51113 | MMS-Admin-Principal/Asst Principal | $357,132 | $0 | $357,132 | $54,943 | $82,415 | $274,717 | ($0) |
| 01622400-51120 | MMS-Admin-Admin Para | $13,783 | $0 | $13,783 | $0 | $1,057 | $12,726 | $0 |
| 01622400-51130 | MMS-Admin-Secy 12 Mth | $65,899 | $0 | $65,899 | $10,385 | $15,458 | $50,496 | ($55) |
| 01622400-51131 | MMS-Admin-Secy 10 Mth | $52,113 | $0 | $52,113 | $1,932 | $5,796 | $36,706 | $9,611 |
| 01622400-51135 | MMS-Admin-Clerical Xtra Time | $0 | $0 | $0 | $0 | $0 | $0 | $0 |
| 01622400-54900 | MMS-Classroom-Other Purch'd Svcs | $1,500 | $0 | $1,500 | $20 | $20 | $500 | $980 |
| 01622400-55800 | MMS-Admin-Professional Devt | $1,000 | $0 | $1,000 | $0 | $0 | $0 | $1,000 |
| 01622400-55906 | MMS-Classroom-Printing | $0 | $0 | $0 | $0 | $0 | $0 | $0 |
| 01622400-56110 | MMS-Admin-Office Supplies | $6,408 | $0 | $6,408 | $0 | $0 | $0 | $6,408 |
| 01622400-57301 | MMS-Admin-Equipment | $500 | $0 | $500 | $0 | $120 | $0 | $380 |
| 01622400-58900 | MMS-Admin-Dues & Fees | $800 | $0 | $800 | $675 | $764 | $0 | $36 |
| 01623202-51116 | MMS-Activities-Advisors | $45,000 | $0 | $45,000 | $0 | $0 | $45,000 | $0 |
| 01623202-53301 | MMS-Activities-Police | $800 | $0 | $800 | $0 | $0 | $0 | $800 |
| 01623202-56119 | MMS-Activities-Supplies | $2,500 | $0 | $2,500 | $385 | $385 | $0 | $2,115 |
| | **Total Madison Middle School** | **$6,283,028** | **$0** | **$6,283,028** | **$101,091** | **$564,483** | **$5,353,594** | **$364,951** |
| 01711001-51110 | THS-Classroom-Teacher Salaries | $11,554,051 | $0 | $11,554,051 | $27,138 | $939,676 | $10,654,988 | ($40,612) |
| 01711001-51111 | THS-Teacher Specialists | $122,146 | $0 | $122,146 | $0 | $7,517 | $90,200 | $24,429 |
| 01711001-54900 | THS-Classroom-Other Purch'd Property Svcs | $0 | $0 | $0 | $21 | $21 | $0 | ($21) |
| 01711001-55800 | THS-Classroom-Professional Devt | $0 | $0 | $0 | $0 | $0 | $0 | $0 |
| 01711001-56111 | THS-Classroom-Classroom Supplies | $32,000 | $0 | $32,000 | $0 | $0 | $4,139 | $27,861 |
| 01711001-57301 | THS-Classroom-Equipment | $0 | $0 | $0 | $0 | $0 | $0 | $0 |
| 01711001-57308 | THS-Classroom-Furniture | $0 | $0 | $0 | $0 | $0 | $15,275 | ($15,275) |
| 01711002-55800 | THS-Art-Professional Devt | $0 | $0 | $0 | $0 | $0 | $0 | $0 |
| 01711002-56112 | THS-Art-Supplies | $18,020 | $0 | $18,020 | $3,176 | $7,405 | $1,530 | $9,085 |
| 01711002-57301 | THS-Art-Equipment Instructional | $8,500 | $0 | $8,500 | $0 | $0 | $1,212 | $7,288 |
| 01711003-51110 | THS-Admin-Detention Duty | $0 | $0 | $0 | $0 | $0 | $0 | $0 |
| 01711003-56112 | THS-Business Ed-Supplies | $1,700 | $0 | $1,700 | $348 | $2,071 | $3 | ($374) |
| 01711003-56411 | THS-Business Ed-Text & Workbooks | $11,700 | $0 | $11,700 | $11,174 | $11,974 | $0 | ($274) |
| 01711003-57301 | THS-Business Ed-Equipment Instructional | $0 | $0 | $0 | $0 | $0 | $0 | $0 |
| 01711006-51110 | THS-Ag Science-Teachers Salaries | $631,145 | $0 | $631,145 | $49,753 | $96,727 | $534,417 | $1 |
| 01711006-51114 | THS-Ag Science-Director | $81,117 | $0 | $81,117 | $12,649 | $18,973 | $63,244 | ($1,100) |
| 01711006-51129 | THS-Ag Science-Misc Salaries | $6,000 | $0 | $6,000 | $995 | $1,256 | $0 | $4,744 |
| 01711006-51131 | THS-Ag Science-Secy 10 Mths | $39,803 | $0 | $39,803 | $1,867 | $4,902 | $34,901 | $0 |
| 01711006-51135 | THS-Ag Science-Secy Xtra Time | $459 | $0 | $459 | $348 | $348 | $0 | $111 |
| 01711006-54300 | THS-Ag Science-Repairs & Svc Fees | $3,000 | $0 | $3,000 | $103 | $103 | $2,897 | $0 |
| 01711006-54900 | THS-Ag Science-Other Purch'd Prop Svcs | $3,000 | $0 | $3,000 | $267 | $267 | $2,050 | $683 |
| 01711006-55809 | THS-Ag Science-Transportation | $2,629 | $0 | $2,629 | $0 | $0 | $2,000 | $629 |
| 01711006-55906 | THS-Ag Science-Printing | $1,500 | $0 | $1,500 | $0 | $0 | $0 | $1,500 |
| 01711006-56112 | THS-Ag Science-Supplies | $31,000 | $0 | $31,000 | $1,403 | $2,450 | $28,611 | ($62) |
| 01711006-56411 | THS-Ag Science-Text & Workbooks | $1,074 | $0 | $1,074 | $0 | $0 | $0 | $1,074 |
| 01711006-57301 | THS-Ag Science-Equipment Instructional | $969 | $0 | $969 | $0 | $0 | $0 | $969 |
| 01711006-58900 | THS-Ag Science-Dues & Fees | $4,899 | $0 | $4,899 | $195 | $820 | $1,067 | $3,012 |
| 01711010-56112 | THS-English-Supplies | $1,030 | $0 | $1,030 | $0 | $327 | $0 | $703 |
| 01711010-56411 | THS-English-Text & Workbooks | $19,000 | $0 | $19,000 | $470 | $9,118 | $999 | $8,883 |
| 01711011-51110 | THS-World Language-Teacher Salaries | $0 | $0 | $0 | $0 | $0 | $0 | $0 |
| 01711011-55800 | THS-World Language-Professional Devt | $0 | $0 | $0 | $0 | $0 | $0 | $0 |
| 01711011-56112 | THS-World Language-Supplies | $1,600 | $0 | $1,600 | $0 | $961 | $0 | $639 |
| 01711011-56411 | THS-World Language-Text & Workbooks | $12,500 | $0 | $12,500 | $0 | $12,450 | $50 | $0 |
| 01711011-57301 | THS-World Language-Equipment Instructional | $13,000 | $0 | $13,000 | $0 | $7,543 | $0 | $5,457 |
| 01711013-56112 | THS-Family Consumer Science-Supplies | $14,600 | $0 | $14,600 | $1,095 | $1,248 | $2,187 | $11,165 |
| 01711013-56411 | THS-Family Consumer Science-Text & Workbooks | $0 | $0 | $0 | $0 | $0 | $0 | $0 |
| 01711013-57301 | THS-Family Consumer Science-Equipment Instructional | $2,000 | $0 | $2,000 | $0 | $750 | $0 | $1,250 |
| 01711014-54900 | THS-Technology Education-Other Purch'd Prop Svcs | $0 | $0 | $0 | $0 | $0 | $0 | $0 |
| 01711014-56112 | THS-Technology Education-Supplies | $22,000 | $0 | $22,000 | $0 | $2,192 | $2,300 | $17,508 |
| 01711014-57301 | THS-Technology Education-Equipment Instructional | $2,000 | $0 | $2,000 | $0 | $0 | $900 | $1,100 |
| 01711015-56112 | THS-Mathematics-Supplies | $1,550 | $0 | $1,550 | $0 | $301 | $0 | $1,249 |
| 01711015-56411 | THS-Mathematics-Text & Workbooks | $4,000 | $0 | $4,000 | $0 | $1,248 | $1,047 | $1,705 |
| 01711016-51110 | THS-Music-Teacher Salaries | $280,483 | $0 | $280,483 | $0 | $22,967 | $253,289 | $4,227 |
| 01711016-51116 | THS-Music-Directors | $0 | $0 | $0 | $0 | $0 | $0 | $0 |
| 01711016-53300 | THS-Music-Other Professional Svcs | $47,575 | $0 | $47,575 | $0 | $6,670 | $13,930 | $26,975 |
| 01711016-54201 | THS-Music-Uniform Cleaning | $1,500 | $0 | $1,500 | $0 | $0 | $950 | $550 |
| 01711016-55809 | THS-Music-Transportation | $20,000 | $0 | $20,000 | $0 | $0 | $17,368 | $2,632 |
| 01711016-56112 | THS-Music-Supplies | $5,400 | $0 | $5,400 | $0 | $838 | $859 | $3,703 |
| 01711016-57301 | THS-Music-Equipment Instructional | $3,000 | $0 | $3,000 | $453 | $840 | $478 | $1,682 |
| 01711019-51110 | THS-PE/Health-Teacher Salaries | $835,915 | $0 | $835,915 | $4,523 | $66,905 | $773,577 | ($4,567) |
| 01711019-56112 | THS-PE/Health-Supplies | $2,700 | $0 | $2,700 | $1,109 | $1,109 | $742 | $849 |
| 01711019-56411 | THS-PE/Health-Text & Workbooks | $500 | $0 | $500 | $0 | $0 | $0 | $500 |
| 01711019-57301 | THS-PE/Health-Equipment Instructional | $3,500 | $0 | $3,500 | $989 | $989 | $0 | $2,511 |

**Trumbull Board of Education Expense vs Budget Detail**
**By Location**
**Report for the Period Ended 9/30/2023**

| Account # | Account Description | Budget Original | Budget Transfers | Budget Revised | August Expended | September Expended | Committed/ Estimates | Available/ (Over) |
|---|---|---|---|---|---|---|---|---|
| 01711019-58900 | THS-PE/Health-Dues & Fees | $0 | $0 | $0 | $0 | $0 | $0 | $0 |
| 01711022-51110 | THS-Alternate School-Teachers Salaries | $415,242 | $0 | $415,242 | $0 | $22,531 | $270,377 | $122,333 |
| 01711022-51131 | THS-Alternate School-Secy 10 Mths | $0 | $0 | $0 | $0 | $0 | $0 | $0 |
| 01711022-55809 | THS-Alternate School-Field Trips | $0 | $0 | $0 | $0 | $0 | $0 | $0 |
| 01711022-56112 | THS-Alternate School-Supplies | $0 | $0 | $0 | $0 | $0 | $0 | $0 |
| 01711022-56411 | THS-Alternate School-Text & Workbooks | $2,290 | $0 | $2,290 | $0 | $0 | $0 | $2,290 |
| 01711027-56112 | THS-Science-Supplies | $12,730 | $0 | $12,730 | $0 | $0 | $4,134 | $8,596 |
| 01711027-56411 | THS-Science-Text & Workbooks | $4,000 | $0 | $4,000 | $0 | $0 | $0 | $4,000 |
| 01711027-57301 | THS-Science-Equipment Instructional | $9,020 | $0 | $9,020 | $0 | $0 | $0 | $9,020 |
| 01711028-51110 | THS-Admin-Teacher Xtra Tme | $0 | $0 | $0 | $0 | $0 | $0 | $0 |
| 01711028-56112 | THS-Social Studies-Supplies | $880 | $0 | $880 | $0 | $0 | $0 | $880 |
| 01711028-56411 | THS-Social Studies-Text & Workbooks | $4,000 | $0 | $4,000 | $748 | $988 | $631 | $2,382 |
| 01712120-51110 | THS-Guidance-Teacher Salaries | $1,383,546 | $0 | $1,383,546 | $63,322 | $168,395 | $1,216,481 | ($1,330) |
| 01712120-51130 | THS-Guidance-Secy 12 Mths | $190,634 | $0 | $190,634 | $29,918 | $44,462 | $145,440 | $732 |
| 01712120-51135 | THS-Guidance-Clerical Xtra Time | $0 | $0 | $0 | $11 | $68 | $0 | ($68) |
| 01712120-53220 | THS-Guidance-Career Guidance | $920 | $0 | $920 | $0 | $63 | $125 | $732 |
| 01712120-56112 | THS-Guidance-Supplies | $450 | $0 | $450 | $0 | $0 | $0 | $450 |
| 01712120-56118 | THS-Guidance-Software | $0 | $0 | $0 | $0 | $0 | $0 | $0 |
| 01712120-56903 | THS-Guidance-Testing Materials | $650 | $0 | $650 | $0 | $0 | $0 | $650 |
| 01712120-58900 | THS-Guidance-Dues & Fees | $0 | $0 | $0 | $0 | $0 | $0 | $0 |
| 01712220-51110 | THS-Library-Teacher Salaries | $94,530 | $0 | $94,530 | $0 | $7,272 | $87,258 | ($0) |
| 01712220-51130 | THS-Library-Secy 12 Mths | $0 | $0 | $0 | $121 | $242 | $0 | ($242) |
| 01712220-51131 | THS-Library-Secy 10 Mths | $0 | $0 | $0 | $0 | $0 | $0 | $0 |
| 01712220-51135 | THS-Library-Clerical Xtra Time | $0 | $0 | $0 | $0 | $0 | $0 | $0 |
| 01712220-56420 | THS-Library-Books & Media | $9,000 | $0 | $9,000 | $0 | $637 | $1,293 | $7,070 |
| 01712220-56425 | THS-Library-Periodicals | $2,060 | $0 | $2,060 | $0 | $1,208 | $300 | $552 |
| 01712220-56901 | THS-Library-Supplies | $2,540 | $0 | $2,540 | $0 | $0 | $0 | $2,540 |
| 01712220-57302 | THS-Library-Equipment Instructional | $775 | $0 | $775 | $0 | $425 | $0 | $350 |
| 01712220-58900 | THS-Library-Dues & Fees | $260 | $0 | $260 | $0 | $0 | $0 | $260 |
| 01712221-56112 | THS-Auditorium/Theater Tech-Supplies | $0 | $0 | $0 | $0 | $0 | $0 | $0 |
| 01712221-56900 | THS-Auditorium/Theater Tech-Parts & Maintenance | $1,750 | $0 | $1,750 | $0 | $0 | $0 | $1,750 |
| 01712221-57301 | THS-Auditorium/Theater Tech-Equipment Instructional | $4,000 | $0 | $4,000 | $0 | $90 | $0 | $3,910 |
| 01712400-51110 | THS-Detention-Teacher Salaries | $3,500 | $0 | $3,500 | $0 | $0 | $0 | $3,500 |
| 01712400-51113 | THS-Admin-Principals | $890,802 | $0 | $890,802 | $120,522 | $188,134 | $676,120 | $26,549 |
| 01712400-51120 | THS-L/W-Paras | $82,724 | $0 | $82,724 | $0 | $7,619 | $75,203 | ($99) |
| 01712400-51130 | THS-Admin-Secy 12 Mth | $122,919 | $0 | $122,919 | $18,732 | $28,439 | $96,253 | ($1,774) |
| 01712400-51131 | THS-Admin-Secy 10 Mth | $156,828 | $0 | $156,828 | $5,639 | $16,912 | $129,706 | $10,210 |
| 01712400-51135 | THS-Admin-Clerical Xtra Time | $250 | $0 | $250 | $0 | $24 | $0 | $226 |
| 01712400-53301 | THS-Admin-Police Services | $65,000 | $0 | $65,000 | $0 | $2,464 | $62,536 | $0 |
| 01712400-55800 | THS-Admin-Professional Devt | $2,000 | $0 | $2,000 | $0 | $0 | $0 | $2,000 |
| 01712400-55901 | THS-Admin-Other Purch'd Svcs | $2,000 | $0 | $2,000 | $69 | $556 | $0 | $1,444 |
| 01712400-55906 | THS-Admin-Printing | $7,000 | $0 | $7,000 | $8,503 | $8,503 | $0 | ($1,503) |
| 01712400-56110 | THS-Admin-Office Supplies | $4,000 | $0 | $4,000 | $35 | $3,568 | $0 | $432 |
| 01712400-56116 | THS-Admin-Supplies | $7,750 | $0 | $7,750 | $0 | $615 | $0 | $7,135 |
| 01712400-56270 | THS-Admin-Security Supplies | $2,250 | $0 | $2,250 | $0 | $110 | $0 | $2,141 |
| 01712400-56425 | THS-Admin-Periodicals | $750 | $0 | $750 | $0 | $195 | $0 | $555 |
| 01712400-56907 | THS-Admin-Graduation | $19,000 | $0 | $19,000 | $0 | $0 | $21,147 | ($2,147) |
| 01712400-57301 | THS-Admin-Equipment | $0 | $0 | $0 | $0 | $0 | $0 | $0 |
| 01712400-57308 | THS-Admin-Office Furniture | $37,985 | $0 | $37,985 | $0 | $0 | $0 | $37,985 |
| 01712400-58900 | THS-Admin-Dues & Fees | $11,225 | $0 | $11,225 | $10,515 | $10,515 | $0 | $710 |
| 01713202-51116 | THS-Activities-Advisors | $129,863 | $0 | $129,863 | $0 | $0 | $129,863 | $0 |
| 01713202-55807 | THS-Activities-Competitions | $45,000 | $0 | $45,000 | $0 | $0 | $0 | $45,000 |
| 01713202-55906 | THS-Activities-Printing | $500 | $0 | $500 | $0 | $0 | $0 | $500 |
| 01713203-56906 | THS-Activities-Fees, Awards & Supplies | $1,500 | $0 | $1,500 | $0 | $0 | $0 | $1,500 |
| 01401000-55502 | THS-Classroom-Interns | $48,750 | $0 | $48,750 | $0 | $0 | $0 | $48,750 |
| | **Total Trumbull High School** | **$17,629,436** | **$0** | **$17,629,436** | **$376,212** | **$1,745,000** | **$15,422,074** | **$462,362** |
| | | | | | | | | |
| 01711019-51114 | Sports-Sports General-Director | $171,510 | $0 | $171,510 | $26,386 | $39,579 | $131,931 | ($0) |
| 01713201-51116 | Sports-Sports General-Coaches | $796,781 | $0 | $796,781 | $11,250 | $28,329 | $112,504 | $655,948 |
| 01713201-51129 | Sports-Sports General-Other Non Certified | $0 | $0 | $0 | $1,444 | $2,346 | $0 | ($2,346) |
| 01713201-51131 | Sports-Sports General-Secy 10 Mths | $43,112 | $0 | $43,112 | $1,658 | $5,013 | $38,137 | ($38) |
| 01713201-51135 | Sports-Sports Gen-Clerical Xtra Time | $4,500 | $0 | $4,500 | $0 | $0 | $0 | $4,500 |
| 01713201-51170 | Sports-Athletic Game Staff | $0 | $0 | $0 | $200 | $4,568 | $0 | ($4,568) |
| 01713201-53300 | Sports-Sports GeneraL-Purch'd Svcs | $139,000 | $0 | $139,000 | $0 | $7,268 | $142,000 | ($10,268) |
| 01713201-53301 | Athletic Student Activity-Police Services | $15,000 | $0 | $15,000 | ($1,900) | ($1,900) | $15,000 | $1,900 |
| 01713201-54200 | Sports-Sports General-Cleaning Svcs | $15,000 | $0 | $15,000 | $0 | $0 | $15,000 | $0 |
| 01713201-55809 | THS-Transportation-Sports | $140,000 | $0 | $140,000 | $0 | $0 | $130,000 | $10,000 |
| 01713201-56112 | Sports-Sports General-Supplies | $126,000 | $0 | $126,000 | $996 | $18,892 | $65,091 | $42,017 |
| 01713201-57301 | Sports-Sports General-Equipment Instructional | $30,000 | $0 | $30,000 | $0 | $2,015 | $12,985 | $15,000 |
| 01713201-58900 | Sports-Sports General-Dues & Fees | $40,000 | $0 | $40,000 | $0 | $23,671 | $9,357 | $6,972 |
| | **Total Athletics Department** | **$1,520,903** | **$0** | **$1,520,903** | **$40,035** | **$129,781** | **$672,005** | **$719,117** |

**Trumbull Board of Education Expense vs Budget Detail**
**By Location**
**Report for the Period Ended 9/30/2023**

| Account # | Account Description | Budget Original | Budget Transfers | Budget Revised | August Expended | September Expended | Committed/ Estimates | Available/ (Over) |
|---|---|---|---|---|---|---|---|---|
| 01741200-55600 | Adult Ed - Outgoing Tuition | $61,050 | $0 | $61,050 | $0 | $0 | $61,050 | $0 |
| 01741200-55900 | Continuing Ed-Other Purch'd Svcs | $0 | $0 | $0 | $0 | $0 | $0 | $0 |
| | **Total Continuing Education Department** | **$61,050** | **$0** | **$61,050** | **$0** | **$0** | **$61,050** | **$0** |
| 01402320-51114 | Human Resource Director | $165,000 | $0 | $165,000 | $26,400 | $39,600 | $132,000 | ($6,600) |
| 01802130-53401 | Contracted-Substitute Teacher | $0 | $0 | $0 | $0 | $5,070 | $571,028 | ($576,098) |
| 01802130-53402 | Contracted-Substitute Paraprofessional | $0 | $0 | $0 | $0 | $1,838 | $297,928 | ($299,766) |
| 01802130-53403 | Contracted-Substitute Secretary | $0 | $0 | $0 | $0 | $0 | $74,482 | ($74,482) |
| 01802130-55800 | HR-Professional Devt | $16,550 | $0 | $16,550 | $0 | $0 | $0 | $16,550 |
| 01802130-55900 | HR-Personnel-Other Purch'd Svcs | $117,770 | $0 | $117,770 | $37,794 | $37,794 | $25,315 | $54,662 |
| 01802130-55903 | Human Resources-Admin-Advertising | $1,675 | $0 | $1,675 | $0 | $803 | $0 | $872 |
| 01802130-56110 | Human Resources-Admin-Office Supplies | $2,925 | $0 | $2,925 | $0 | $0 | $500 | $2,425 |
| 01802130-58900 | Human Resources-Admin-Dues & Fees | $1,200 | $0 | $1,200 | $0 | $0 | $1,000 | $200 |
| | **Total Human Resources Department** | **$305,120** | **$0** | **$305,120** | **$64,194** | **$85,104** | **$1,102,253** | **($882,237)** |
| 01802320-51140 | Facilities-Admin-Substitutes | $55,000 | $0 | $55,000 | $5,349 | $8,107 | $46,893 | $0 |
| 01802320-55800 | Super-Personnel-Professional Devt | $0 | $0 | $0 | $0 | $0 | $0 | $0 |
| 01822230-51125 | Facilities-Admin-Director/Managers | $252,807 | $0 | $252,807 | $39,811 | $59,717 | $199,057 | ($5,967) |
| 01822230-51127 | Facilities-D/W-Security Guards | $826,935 | $0 | $826,935 | $20,544 | $85,348 | $737,910 | $3,677 |
| 01822230-51128 | Facilities-D/W-Security Guards OT | $25,000 | $0 | $25,000 | $3,405 | $4,283 | $0 | $20,717 |
| 01822230-51130 | Facilities-Admin-Secy 12 Mth | $134,899 | $0 | $134,899 | $11,098 | $18,144 | $70,464 | $46,291 |
| 01822230-51135 | Facilities-Admin-Clerical Xtra Time | $0 | $0 | $0 | $0 | $0 | $0 | $0 |
| 01822230-51141 | Facilities-Admin-Manager OT | $0 | $0 | $0 | $0 | $0 | $0 | $0 |
| 01822230-55800 | Facilities-Admin-Professional Devt | $1,000 | $0 | $1,000 | $0 | $0 | $0 | $1,000 |
| 01822230-55910 | Facilities-Admin-Other Purch'd Svcs | $15,000 | $0 | $15,000 | $15,337 | $15,337 | $1,600 | ($1,937) |
| 01822230-56110 | Facilities-Admin-Office Supplies | $2,500 | $0 | $2,500 | $718 | $718 | $999 | $783 |
| 01822230-56425 | Facilities-Admin-Periodicals | $0 | $0 | $0 | $0 | $0 | $0 | $0 |
| 01822230-57301 | Facilities-Admin-Equipment | $0 | $0 | $0 | $0 | $0 | $0 | $0 |
| 01822230-57308 | Facilities-Admin-Furniture | $500 | $0 | $500 | $0 | $0 | $0 | $500 |
| 01822230-58900 | Facilities-Admin-Dues & Fees | $1,500 | $0 | $1,500 | $120 | $120 | $0 | $1,380 |
| 01842610-51140 | Facilities-Custodial-Salaries | $2,983,630 | $0 | $2,983,630 | $374,782 | $585,536 | $2,441,316 | ($43,222) |
| 01842610-51141 | Facilities-Custodial-Custodial OT | $125,000 | $0 | $125,000 | $12,668 | $23,740 | $0 | $101,260 |
| 01842610-51142 | Facilities-Custodial-School OT | $130,000 | $0 | $130,000 | $1,292 | $11,123 | $0 | $118,877 |
| 01842610-51143 | Facilities-Snow Removal-Salaries | $0 | $0 | $0 | $0 | $0 | $0 | $0 |
| 01842610-51145 | Facilities-Custodial- Custodial Support | $9,360 | $0 | $9,360 | $1,290 | $1,883 | $0 | $7,478 |
| 01842610-51149 | Facilities-Custodial-Custodial Night Diff | $7,000 | $0 | $7,000 | $16 | $823 | $0 | $6,177 |
| 01842610-54103 | Facilities-Custodial-Trash/Recycling | $75,000 | $0 | $75,000 | $9,010 | $15,516 | $53,742 | $5,742 |
| 01842610-54202 | Facilities-Custodial-Cleaning | $4,000 | $0 | $4,000 | $368 | $736 | $3,264 | $0 |
| 01842610-54300 | Facilities-Custodial-Repairs | $3,000 | $0 | $3,000 | $289 | $13,708 | $2,829 | ($13,537) |
| 01842610-55803 | Facilities-Admin-Mileage | $2,000 | $0 | $2,000 | $217 | $332 | $0 | $1,668 |
| 01842610-56130 | Facilities-Custodial-Supplies | $190,000 | $0 | $190,000 | $31,932 | $56,474 | $64,204 | $69,322 |
| 01842610-56132 | Facilities-Custodial-Supplies Replacement | $0 | $0 | $0 | $0 | $0 | $3,000 | ($3,000) |
| 01842610-57301 | Facilities-Custodial-Equipment | $2,000 | $0 | $2,000 | $0 | $0 | $0 | $2,000 |
| 01842611-54101 | Facilities-D/W-Electricity | $1,170,000 | $0 | $1,170,000 | $94,971 | $186,617 | $977,383 | $6,000 |
| 01842611-54105 | Facilities-D/W-Water | $125,000 | $0 | $125,000 | $9,606 | $23,075 | $101,925 | $0 |
| 01842611-56201 | Facilities-D/W-Heating Oil | $0 | $0 | $0 | $0 | $0 | $0 | $0 |
| 01842611-56202 | Facilities-D/W-Natural Gas | $633,400 | $0 | $633,400 | $6,918 | $21,423 | $611,977 | $0 |
| 01842611-57202 | Facilities-Project Improvements to Site | $0 | $0 | $0 | $0 | $0 | $0 | $0 |
| 01852620-51140 | Facilities-Maintenance-Salaries | $819,958 | $0 | $819,958 | $101,753 | $160,026 | $648,939 | $10,993 |
| 01852620-51141 | Facilities-Maintenance-Maint OT | $25,000 | $0 | $25,000 | $5,583 | $7,948 | $0 | $17,052 |
| 01852620-51142 | Facilities-Maintenance-Security Checks | $0 | $0 | $0 | $0 | $0 | $0 | $0 |
| 01852620-51145 | Facilities-Maintenance-Summer Help | $32,000 | $0 | $32,000 | $25,328 | $25,928 | $0 | $6,073 |
| 01852622-54300 | Facilities-Snow Removal-Repairs & Svc Fees | $10,000 | $0 | $10,000 | $0 | $0 | $0 | $10,000 |
| 01852622-56134 | Facilities-Snow Removal-Supplies | $10,000 | $0 | $10,000 | $0 | $0 | $6,500 | $3,500 |
| 01852622-57307 | Facilities-Snow Removal-Equipment | $5,000 | $0 | $5,000 | $0 | $0 | $0 | $5,000 |
| 01852623-54300 | Facilities-Vehicles-Repairs & Svc Fees | $5,000 | $0 | $5,000 | $0 | $0 | $5,625 | ($625) |
| 01852623-56133 | Facilities-Vehicles-Gas/Diesel | $50,000 | $0 | $50,000 | $6,697 | $9,899 | $6,500 | $33,601 |
| 01852623-56134 | Facilities-Vehicles-Supplies | $20,000 | $0 | $20,000 | $1,600 | $2,136 | $11,482 | $6,381 |
| 01852623-57307 | Facilities-Vehicles-Equipment | $3,500 | $0 | $3,500 | $0 | $0 | $0 | $3,500 |
| 01852625-54300 | Facilities-Grounds-Repairs & Svc Fees | $8,000 | $0 | $8,000 | $80 | $9,880 | $0 | ($1,880) |
| 01852625-56134 | Facilities-Grounds-Supplies | $10,000 | $0 | $10,000 | $13,541 | $17,312 | $9,914 | ($17,227) |
| 01852625-56900 | Fences/Playground-Supplies | $0 | $0 | $0 | $0 | $0 | $0 | $0 |
| 01852625-57307 | Facilities-Grounds-Equipment | $5,000 | $0 | $5,000 | $0 | $0 | $0 | $5,000 |
| 01852626-56134 | Facilities-Fertilizer | $3,000 | $0 | $3,000 | $0 | $0 | $1,000 | $2,000 |
| 01852627-54300 | Facilities-Lawn Care-Repairs & Svc Fees | $5,000 | $0 | $5,000 | $0 | $0 | $10,900 | ($5,900) |
| 01852627-56134 | Facilities-Lawn Care-Supplies | $7,000 | $0 | $7,000 | $1,537 | $1,605 | $4,895 | $500 |
| 01852627-57307 | Facilities-Lawn Care-Equipment | $5,000 | $0 | $5,000 | $0 | $0 | $0 | $5,000 |
| 01852628-56134 | Facilities-Paving-Supplies | $0 | $0 | $0 | $0 | $0 | $0 | $0 |
| 01852629-54300 | Facilities-Septic/Sewer-Repairs & Svc Fees | $0 | $0 | $0 | $0 | $0 | $12,819 | ($12,819) |
| 01852631-54300 | Facilities-Maintenance-Repairs & Svc Fees | $45,000 | $0 | $45,000 | $21,305 | $31,789 | $34,038 | ($20,827) |
| 01852631-54301 | Facilities-Maint-Oth Prof Purch'd Svcs | $30,000 | $0 | $30,000 | $0 | $6,591 | $23,409 | $0 |
| 01852631-56134 | Facilities-Maintenance-Supplies | $2,000 | $0 | $2,000 | $150 | $300 | $0 | $1,700 |

**Trumbull Board of Education Expense vs Budget Detail**
**By Location**
**Report for the Period Ended 9/30/2023**

| Account # | Account Description | Budget Original | Budget Transfers | Budget Revised | August Expended | September Expended | Committed/ Estimates | Available/ (Over) |
|---|---|---|---|---|---|---|---|---|
| 01852632-54300 | Facilities-Inside Maint-Repairs & Svcs Fees | $5,000 | $0 | $5,000 | $0 | $1,000 | $1,000 | $3,000 |
| 01852632-55910 | Facilities-Inside Maint-Other Purch'd Svcs | $0 | $0 | $0 | $0 | $0 | $0 | $0 |
| 01852632-56134 | Facilities-Inside Maintenance-Supplies | $25,000 | $0 | $25,000 | $944 | $4,949 | $10,150 | $9,901 |
| 01852632-57307 | Facilities-Inside Maintenance-Equipment | $0 | $0 | $0 | $0 | $0 | $2,101 | ($2,101) |
| 01852633-54300 | Facilities-Electrical-Repairs & Svc Fees | $50,000 | $0 | $50,000 | $225 | $8,145 | $18,455 | $23,400 |
| 01852633-54301 | Facilities-Security-Service Contracts | $0 | $0 | $0 | $0 | $0 | $0 | $0 |
| 01852633-54301 | Facilities-Elevator-Oth Prof Purch'd Svcs | $0 | $0 | $0 | $0 | $0 | $0 | $0 |
| 01852633-56134 | Facilities-Electrical-Supplies | $20,000 | $0 | $20,000 | $5,980 | $7,523 | $19,292 | ($6,815) |
| 01852633-57306 | FacilitiesPlantBldg-Electrical-Equipment | $10,000 | $0 | $10,000 | $0 | $3,179 | $7,000 | ($179) |
| 01852633-57307 | Facilities-Electrical-Equipment | $0 | $0 | $0 | $0 | $0 | $0 | $0 |
| 01852634-54300 | Facilities-Fire Protection-Repairs & Svc Fees | $20,000 | $0 | $20,000 | $4,136 | $18,814 | $15,507 | ($14,321) |
| 01852634-56134 | Facilities-Fire Prot-Supplies | $0 | $0 | $0 | $0 | $0 | $0 | $0 |
| 01852635-54300 | Facilities-Floor-Repairs & Svc Fees | $40,000 | $0 | $40,000 | $15,552 | $19,620 | $4 | $20,376 |
| 01852635-56134 | Facilities-Floor Repair-Supplies | $1,500 | $0 | $1,500 | $17,524 | $31,268 | $2,499 | ($32,267) |
| 01852636-56900 | Facilities-Furniture Repairs-Supplies | $0 | $0 | $0 | $0 | $0 | $0 | $0 |
| 01852637-54300 | Facilities-Glass-Repairs & Svc Fees | $5,000 | $0 | $5,000 | $350 | $2,405 | $2,595 | $0 |
| 01852637-56134 | Facilities-Glass-Supplies | $0 | $0 | $0 | $0 | $0 | $0 | $0 |
| 01852638-54300 | Facilities-Hardware-Repairs & Svc Fees | $0 | $0 | $0 | $0 | $0 | $0 | $0 |
| 01852638-56134 | Facilities-Hardware-Supplies | $2,000 | $0 | $2,000 | $27 | $27 | $1,473 | $500 |
| 01852639-54300 | Facilities-HVAC-Repairs & Svc Fees | $125,000 | $0 | $125,000 | $35,465 | $52,323 | $52,095 | $20,582 |
| 01852639-56134 | Facilities-HVAC-Supplies | $55,000 | $0 | $55,000 | $5,521 | $6,130 | $26,133 | $22,736 |
| 01852639-57307 | Facilities-HVAC-Equipment | $0 | $0 | $0 | $0 | $250 | $0 | ($250) |
| 01852641-56134 | Facilities-Masonry-Supplies | $0 | $0 | $0 | $0 | $0 | $0 | $0 |
| 01852642-54300 | Facilities-Painting-Repairs & Svc Fees | $0 | $0 | $0 | $0 | $0 | $0 | $0 |
| 01852642-56134 | Facilities-Painting-Supplies | $10,000 | $0 | $10,000 | $359 | $577 | $4,923 | $4,500 |
| 01852643-54300 | Facilities-Equipment-Repairs & Svc Fees | $7,500 | $0 | $7,500 | $0 | $2,830 | $2,090 | $2,580 |
| 01852643-56134 | Facilities-Plant Eqiuip-Supplies | $0 | $0 | $0 | $0 | $0 | $0 | $0 |
| 01852643-57307 | Facilities-Plant-Equipment | $0 | $0 | $0 | $0 | $0 | $0 | $0 |
| 01852644-54300 | Facilities-Plumbing-Repairs & Svc Fees | $5,000 | $0 | $5,000 | $0 | $660 | $8,499 | ($4,159) |
| 01852644-56134 | Facilities-Plumbing-Supplies | $35,000 | $0 | $35,000 | $2,957 | $9,477 | $24,095 | $1,427 |
| 01852644-57307 | Facilities-Plumbing-Equipment | $0 | $0 | $0 | $0 | $0 | $0 | $0 |
| 01852645-54300 | Facilities-Roofing-Repairs & Svc Fees | $40,000 | $0 | $40,000 | $6,449 | $6,449 | $6,260 | $27,291 |
| 01852645-56134 | Facilities-Roofing-Supplies | $0 | $0 | $0 | $0 | $0 | $0 | $0 |
| 01852646-54300 | Facilities-Pest Control-Repairs & Svc Fees | $10,000 | $0 | $10,000 | $780 | $1,560 | $8,440 | $0 |
| 01852646-56134 | Facilities-Pest Control-Supplies | $500 | $0 | $500 | $0 | $0 | $0 | $500 |
| 01852647-53300 | Facilities-Bldg Improvement-Oth Prof Svcs | $3,000 | $0 | $3,000 | $0 | $738 | $0 | $2,263 |
| 01852647-54300 | Facilities-Bldg Improve-Repairs & Svc Fees | $20,000 | $0 | $20,000 | $0 | $0 | $0 | $20,000 |
| 01852648-54300 | Facilities-IAQ-Repairs & Svc Fees | $18,000 | $0 | $18,000 | $0 | $0 | $15,300 | $2,700 |
| 01852648-56134 | Facilities-Indoor Air Quality-IAQ-Supplies | $10,000 | $0 | $10,000 | $0 | $146 | $6,853 | $3,001 |
| 01852648-57307 | Facilities-IAQ-Equipment | $0 | $0 | $0 | $0 | $0 | $0 | $0 |
| 01852649-54300 | Facilities-Welding-Repairs & Svc Fees | $0 | $0 | $0 | $0 | $0 | $0 | $0 |
| 01852649-56134 | Facilities-Welding-Supplies | $0 | $0 | $0 | $0 | $0 | $1,600 | ($1,600) |
| 01852650-57200 | Facilities-Site-Building Improvement | $12,000 | $0 | $12,000 | $1,620 | $2,430 | $6,390 | $3,180 |
| 01852650-57202 | Facilities-Site-Building Improvement | $0 | $0 | $0 | $0 | $0 | $0 | $0 |
| 01852651-57100 | Facilities-Building Improvement | $0 | $0 | $0 | $0 | $0 | $2,500 | ($2,500) |
| 01852651-57102 | Facilities-Building Improvement-Other | $0 | $0 | $0 | $0 | $0 | $0 | $0 |
| 01852651-57202 | Facilities-Building Improvement-Projects | $0 | $0 | $0 | $0 | $0 | $0 | $0 |
| 01852651-57301 | Facilities-Building Improvement-Furniture | $0 | $0 | $0 | $0 | $0 | $0 | $0 |
| 01852654-57340 | Facilities-Maintenance-Vehicle | $0 | $0 | $0 | $0 | $0 | $0 | $0 |
| | **Total Facilities Department** | **$8,404,489** | **$0** | **$8,404,489** | **$915,203** | **$1,586,672** | **$6,337,841** | **$479,976** |
| | | | | | | | | |
| 01882700-51125 | Trans-Admin-Manager | $76,268 | $0 | $76,268 | $10,375 | $17,292 | $58,668 | $308 |
| 01882700-51130 | Trans-Admin-Secy 12 Mth | $113,466 | $0 | $113,466 | $13,019 | $17,382 | $43,632 | $52,452 |
| 01882700-51131 | Trans-Admin-Secy 10 Mth | $0 | $0 | $0 | $0 | $0 | $0 | $0 |
| 01882700-51135 | Trans-Admin-Clerical Xtra Time | $3,890 | $0 | $3,890 | $367 | $753 | $0 | $3,137 |
| 01882700-53300 | Transportation-Professional Svcs | $0 | $0 | $0 | $0 | $0 | $0 | $0 |
| 01882700-53303 | Trans-Admin-Software Support | $7,500 | $0 | $7,500 | $7,977 | $7,977 | $0 | ($477) |
| 01882700-54900 | Trans-Admin-Purch'd Property Svcs | $500 | $0 | $500 | $145 | $803 | $0 | ($303) |
| 01882700-55101 | Trans-Admin-Reg Buses | $3,734,011 | $0 | $3,734,011 | $0 | $0 | $3,510,000 | $224,011 |
| 01882700-55102 | Trans-Admin-ACE Trips | $3,600 | $0 | $3,600 | $0 | $0 | $0 | $3,600 |
| 01882700-55105 | Trans-Admin-SPED-Summer Buses | $288,742 | $0 | $288,742 | $0 | $0 | $275,000 | $13,742 |
| 01882700-55109 | Trans-Admin-Fuel | $383,205 | $0 | $383,205 | $12,036 | $24,194 | $323,957 | $35,054 |
| 01882700-55800 | Trans-Admin-Professional Devt | $0 | $0 | $0 | $0 | $0 | $0 | $0 |
| 01882700-55809 | Trans-Admin-Field Trips | $9,000 | $0 | $9,000 | $0 | $0 | $4,500 | $4,500 |
| 01882700-56110 | Transportation-Office Supplies | $3,600 | $0 | $3,600 | $149 | $149 | $851 | $2,600 |
| 01882700-56270 | Transportation-Bus Supplies | $0 | $0 | $0 | $0 | $0 | $0 | $0 |
| 01882700-56425 | Trans-Admin-Periodicals | $0 | $0 | $0 | $0 | $0 | $0 | $0 |
| 01882700-58900 | Trans-Admin-Dues & Fees | $375 | $0 | $375 | $0 | $0 | $0 | $375 |
| 01882701-55101 | Trans-Admin-SPED In District | $1,548,838 | $0 | $1,548,838 | $0 | $0 | $1,685,450 | ($136,612) |
| 01882701-55105 | Trans-Admin-SPED Out of District | $847,637 | $0 | $847,637 | $7,503 | $25,813 | $728,241 | $93,583 |
| 01882701-55108 | Trans-Admin-Monitors | $277,387 | $0 | $277,387 | $0 | $0 | $195,000 | $82,387 |
| | **Total Transportation Department** | **$7,298,018** | **$0** | **$7,298,018** | **$51,571** | **$94,364** | **$6,825,298** | **$378,357** |

**Trumbull Board of Education Expense vs Budget Detail**
**By Location**
**Report for the Period Ended 9/30/2023**

| Account # | Account Description | Budget Original | Budget Transfers | Budget Revised | August Expended | September Expended | Committed/ Estimates | Available/ (Over) |
|---|---|---|---|---|---|---|---|---|
| 01902310-51136 | Super-BOE-Secy-BOE Mtgs | $4,000 | $0 | $4,000 | $350 | $525 | $0 | $3,475 |
| 01902310-53300 | Super-BOE-Professional Services | $26,000 | $0 | $26,000 | $23,039 | $23,115 | $2,978 | ($93) |
| 01902310-53308 | Super-BOE-Legal-Reg Ed | $110,000 | $0 | $110,000 | $0 | $13,047 | $103,563 | ($6,610) |
| 01902310-55800 | Super-BOE-Professional Devt | $2,000 | $0 | $2,000 | $0 | $0 | $0 | $2,000 |
| 01902310-56425 | Super-BOE-Periodicals | $0 | $0 | $0 | $0 | $0 | $0 | $0 |
| 01902320-51115 | Super-Admin-Superintendent | $273,598 | $0 | $273,598 | $43,848 | $65,772 | $219,009 | ($11,183) |
| 01902320-51130 | Super-Admin-Support Staff | $159,424 | $0 | $159,424 | $25,168 | $37,588 | $124,192 | ($2,355) |
| 01902320-51135 | Super-Admin-Clerical Xtra Time | $0 | $0 | $0 | $0 | $0 | $0 | $0 |
| 01902320-54409 | D/W-Admin-Copiers | $0 | $0 | $0 | $0 | $0 | $0 | $0 |
| 01902320-55800 | Super-Admin-Professional Devt | $5,000 | $0 | $5,000 | $0 | $0 | $0 | $5,000 |
| 01902320-55900 | Super-Admin-Postage | $35,000 | $0 | $35,000 | $270 | $2,454 | $43,821 | ($11,275) |
| 01902320-55905 | Super-Admin-Printing | $550 | $0 | $550 | $0 | $0 | $0 | $550 |
| 01902320-56110 | Super-Admin-Office Supplies | $7,000 | $0 | $7,000 | $119 | $357 | $4,266 | $2,377 |
| 01902320-56425 | Super- Admin-Periodicals | $600 | $0 | $600 | $137 | $240 | $760 | ($400) |
| 01902320-58900 | Super-Admin-Dues & Fees | $23,000 | $0 | $23,000 | $8,769 | $14,491 | $12,562 | ($4,053) |
| 01802320-51113 | Substitute Administrators | $0 | $0 | $0 | $0 | $0 | $0 | $0 |
| 01802320-51115 | Super-Personnel-Support Staff | $177,247 | $0 | $177,247 | $28,157 | $41,711 | $135,536 | $0 |
| 01802320-51117 | Substitute Teachers | $800,000 | $0 | $800,000 | $0 | $40,505 | $60,000 | $699,495 |
| 01802320-51119 | Super-Personnel-Teacher Extra | $0 | $0 | $0 | $3,500 | $3,580 | $0 | ($3,580) |
| 01802320-51127 | Substitute-Security Guards | $0 | $0 | $0 | $237 | $3,365 | $0 | ($3,365) |
| 01802320-51129 | Substitute Paraprofessionals | $200,000 | $0 | $200,000 | $0 | $4,826 | $0 | $195,174 |
| 01802320-51131 | Super-Personnel-Support Staff-10 Mth | $47,494 | $0 | $47,494 | $0 | $0 | $0 | $47,494 |
| 01802320-51135 | Super-Personnel-Clerical Xtra Time | $0 | $0 | $0 | $1,280 | $2,372 | $0 | ($2,372) |
| 01802320-51139 | Substitute Secretaries | $10,000 | $0 | $10,000 | $2,982 | $5,824 | $0 | $4,176 |
| | **Total Superintendent Department** | **$1,880,914** | **$0** | **$1,880,914** | **$137,858** | **$259,772** | **$706,687** | **$914,455** |
| 01912520-51113 | Bus Off-Admin-Business Administrator | $176,347 | $0 | $176,347 | $27,673 | $41,509 | $138,365 | ($3,527) |
| 01912520-51129 | Bus Off-Admin-Acctg Manager | $90,617 | $0 | $90,617 | $13,941 | $20,912 | $69,705 | ($0) |
| 01912520-51130 | Bus Off-Admin-Support 12 Mth | $303,681 | $0 | $303,681 | $48,233 | $71,549 | $233,162 | ($1,030) |
| 01912520-51135 | Bus Off-Admin-Support-Clerical Xtra Time | $1,500 | $0 | $1,500 | $593 | $1,296 | $0 | $204 |
| 01912520-51196 | D/W-Admin-Retirement/LOA Savings | ($600,000) | $0 | ($600,000) | $0 | $0 | $0 | ($600,000) |
| 01912520-51197 | D/W-Admin-Degree Changes | $70,000 | $0 | $70,000 | $0 | $0 | $0 | $70,000 |
| 01912520-51198 | D/W-Admin-Retiree Payments | $300,000 | $0 | $300,000 | $295,641 | $295,641 | $0 | $4,359 |
| 01912520-51199 | D/W-Admin-Reserve For Negotiations | $49,000 | $0 | $49,000 | $0 | $0 | $0 | $49,000 |
| 01912520-52001 | Benefits-FICA | $1,960,691 | $0 | $1,960,691 | $117,267 | $268,854 | $1,691,837 | $0 |
| 01912520-52002 | Benefits-Health & Dental | $18,684,896 | $0 | $18,684,896 | $3,856,225 | $5,855,687 | $18,271,633 | ($5,442,424) |
| 01912520-52003 | D/W-Admin-Medical Waiver | $200,000 | $0 | $200,000 | $0 | $0 | $200,000 | $0 |
| 01912520-52004 | Benefits-Disability Insurance | $22,000 | $0 | $22,000 | $3,553 | $5,530 | $17,170 | ($700) |
| 01912520-52005 | Benefits-Life Insurance | $120,000 | $0 | $120,000 | $17,943 | $27,723 | $99,328 | ($7,051) |
| 01912520-52006 | D/W-Admin-Unemployment | $30,000 | $0 | $30,000 | $0 | $0 | $30,000 | $0 |
| 01912520-52007 | Benefits-Workers Compensation | $0 | $0 | $0 | $0 | $0 | $0 | $0 |
| 01912520-52008 | Benefits-Administrative Fees | $18,000 | $0 | $18,000 | $4,180 | $5,038 | $8,670 | $4,292 |
| 01912520-52010 | Benefits-TBOE 401a Contribution | $240,000 | $0 | $240,000 | $24,383 | $52,558 | $187,442 | $0 |
| 01912520-52011 | Benefits-Health Premium Share - Medical | $0 | $0 | $0 | ($674,306) | ($1,140,448) | ($4,002,612) | $5,143,060 |
| 01912520-52012 | Benefits-Health Premium Share - Dental | $0 | $0 | $0 | ($41,211) | ($69,749) | ($225,073) | $294,822 |
| 01912520-53300 | Bus Off-Admin-Professional Svcs | $500 | $0 | $500 | $0 | $0 | $0 | $500 |
| 01912520-53310 | Bus Off-Admin-Athletic Insurance | $93,000 | $0 | $93,000 | $92,602 | $92,602 | $0 | $398 |
| 01912520-55800 | Bus Off-Admin-Professional Devt | $0 | $0 | $0 | $0 | $0 | $0 | $0 |
| 01912520-55903 | Bus Off-Admin-Advertising | $1,300 | $0 | $1,300 | $0 | $0 | $0 | $1,300 |
| 01912520-56110 | Bus Off-Admin-Office Supplies | $3,600 | $0 | $3,600 | $488 | $1,581 | $6,369 | ($4,350) |
| 01912520-58310 | Redemption of Principal on Loans | $342,927 | $0 | $342,927 | $0 | $0 | $342,927 | $0 |
| 01912520-58320 | Interest on Loans | $83,227 | $0 | $83,227 | $0 | $0 | $80,613 | $2,614 |
| 01912520-58900 | Bus Off-Admin-Dues & Fees | $8,000 | $0 | $8,000 | $2,240 | $2,365 | $0 | $5,635 |
| 01912520-58904 | D/W-Admin-Bad Debt Expense | $1,000 | $0 | $1,000 | $0 | $0 | $0 | $1,000 |
| 01912520-59001 | Bus Office-Intergovernmental transfer | ($703,852) | $0 | ($703,852) | $0 | $0 | $0 | ($703,852) |
| 01922530-53301 | Bus Off-Admin-Prof Purch'd Svcs | $82,000 | $0 | $82,000 | $86,813 | $86,995 | $0 | ($4,995) |
| 01922530-53304 | Bus Off-Admin-Training | $0 | $0 | $0 | $0 | $0 | $0 | $0 |
| | **Total Business Department** | **$21,578,434** | **$0** | **$21,578,434** | **$3,876,258** | **$5,619,642** | **$17,149,536** | **($1,190,745)** |
| | **Grand Total by Location** | **$119,740,771** | **$0** | **$119,740,771** | **$8,267,880** | **$17,950,640** | **$98,727,695** | **$3,062,437** |

FOR 2024 03

| | ORIGINAL APPROP | TRANFRS/ ADJSTMTS | REVISED BUDGET | YTD EXPENDED | ENCUMBRANCES | AVAILABLE BUDGET | PCT USED |
|---|---|---|---|---|---|---|---|
| 09002611 Electricity Use After Hours | | | | | | | |
| 09002611 54101 Electricit | 0 | 24,000 | 24,000 | 6,000.00 | .00 | 18,000.00 | 25.0% |
| 09005000 COMMUNITY SERVICES | | | | | | | |
| 09005000 51141 OT/SCHOOLS | 0 | 65,000 | 65,000 | 9,853.35 | .00 | 55,146.65 | 15.2% |
| 09006001 NON PUBLIC SCHOOLS | | | | | | | |
| 09006001 51111 NP Teach | 0 | 116,097 | 116,097 | 8,930.52 | 107,166.24 | .24 | 100.0% |
| 09007001 NON PUBLIC TRANSPORTATION | | | | | | | |
| 09007001 51125 NP Admin | 0 | 15,848 | 15,848 | 3,047.65 | 12,190.66 | 609.69 | 96.2% |
| 09007001 51130 SEC-CALYR | 0 | 16,302 | 16,302 | 2,211.82 | 4,848.00 | 9,242.18 | 43.3% |
| 09007001 55102 NP Bus | 0 | 1,010,174 | 1,010,174 | 834.73 | 945,869.43 | 63,469.84 | 93.7% |
| GRAND TOTAL | 0 | 1,247,421 | 1,247,421 | 30,878.07 | 1,070,074.33 | 146,468.60 | 88.3% |

** END OF REPORT - Generated by Peg Brindisi **

| ACCOUNT<br>ACCOUNT NAME | BEG. BALANCE | DEBITS | CREDITS | NET CHANGE | END BALANCE |
|---|---|---|---|---|---|
| 100 10410<br>SA CASH ACCT - M&T BANK | 297,740.85 | 37,293.74 | 23,749.61 | 13,544.13 | 311,284.98 |
| 100 11130<br>ACCTS RECEIVABLE | 60.00 | 6,453.64 | 60.00 | 6,393.64 | 6,453.64 |
| 100 20032<br>THS Model Congress | 121.20 | .00 | .00 | .00 | 121.20 |
| 100 20063<br>THS WELLNESS CENTER | -150.00 | .00 | .00 | .00 | -150.00 |
| 100 20068<br>MATH HONOR SOCIETY | -1,773.64 | 200.00 | .00 | 200.00 | -1,573.64 |
| 100 20082<br>THS ORCHESTRA | -535.60 | .00 | .00 | .00 | -535.60 |
| 100 20101<br>THS LIBRARY CLUB | -5,060.61 | .00 | 110.00 | -110.00 | -5,170.61 |
| 100 20110<br>THS Pink Ribbon | -1,357.00 | .00 | .00 | .00 | -1,357.00 |
| 100 20130<br>THS BOOK STORE | 198.03 | .00 | .00 | .00 | 198.03 |
| 100 20133<br>THS NEWSPAPER | -308.01 | .00 | .00 | .00 | -308.01 |
| 100 20139<br>THS TRILLIUM YEARBOOK | -17,831.52 | .00 | 480.00 | -480.00 | -18,311.52 |
| 100 20152<br>HILLCREST MIDDLE SCHOOL | -17,276.19 | 6,104.72 | 3,261.58 | 2,843.14 | -14,433.05 |
| 100 20156<br>MADISON MIDDLE SCHOOL | -10,194.20 | 388.00 | 3,706.69 | -3,318.69 | -13,512.89 |
| 100 20165<br>THS Class of 2018 | -8,098.26 | .00 | .00 | .00 | -8,098.26 |
| 100 20166<br>THS Class of 2019 | -2,291.64 | .00 | .00 | .00 | -2,291.64 |
| 100 20167<br>THS Class of 2020 | -13,251.30 | .00 | .00 | .00 | -13,251.30 |
| 100 20168<br>THS Class of 2021 | -1,815.58 | .00 | .00 | .00 | -1,815.58 |
| 100 20169<br>THS Class of 2022 | -7,521.20 | .00 | .00 | .00 | -7,521.20 |
| 100 20170<br>THS Class of 2023 | -9,885.05 | 2,875.00 | .00 | 2,875.00 | -7,010.05 |
| 100 20171<br>THS Class of 2024 | -15,358.98 | 1,048.76 | .00 | 1,048.76 | -14,310.22 |
| 100 20172<br>THS Class of 2025 | -6,594.61 | .00 | 27,710.00 | -27,710.00 | -34,304.61 |
| 100 20173<br>THS Class of 2026 | 60.00 | 1,000.00 | .00 | 1,000.00 | 1,060.00 |
| 100 20174<br>THS Class of 2027 | -1,000.00 | .00 | .00 | .00 | -1,000.00 |
| 100 20180<br>THS VOAG FUTURE FARMERS | -1,391.69 | .00 | .00 | .00 | -1,391.69 |
| 100 20190<br>THS VOAG FARM | -28,492.83 | 247.06 | 484.00 | -236.94 | -28,729.77 |
| 100 20251<br>BOOTH HILL SCHOOL | -4,126.37 | .00 | 2,062.00 | -2,062.00 | -6,188.37 |
| 100 20252 | | | | | |

| ACCOUNT<br>ACCOUNT NAME | BEG. BALANCE | DEBITS | CREDITS | NET CHANGE | END BALANCE |
|---|---|---|---|---|---|
| FRENCHTOWN SCHOOL<br>100 20253 | 1,240.57 | .00 | 824.86 | -824.86 | 415.71 |
| DANIELS FARM<br>100 20254 | -806.11 | .00 | .00 | .00 | -806.11 |
| MIDDLEBROOK SCHOOL<br>100 20255 | -4,841.71 | .00 | .00 | .00 | -4,841.71 |
| JANE RYAN SCHOOL<br>100 20258 | -2,005.60 | 1,116.78 | 13.64 | 1,103.14 | -902.46 |
| TASHUA SCHOOL<br>100 20510 | -5,649.43 | .00 | 55.34 | -55.34 | -5,704.77 |
| THS STUDENT COUNCIL<br>100 20550 | -3,357.56 | 500.00 | .00 | 500.00 | -2,857.56 |
| GENERAL FUND<br>100 20599 | -6,223.12 | .00 | 89.36 | -89.36 | -6,312.48 |
| THS HISTORY HONOR SOCIETY<br>100 20603 | -112.91 | .00 | .00 | .00 | -112.91 |
| THS Bookstore/DECA(Marketing)<br>100 20604 | -7,094.92 | 3,818.39 | 5,064.50 | -1,246.11 | -8,341.03 |
| THS BAND<br>100 20605 | -967.02 | .00 | .00 | .00 | -967.02 |
| THS KEY CLUB<br>100 20606 | -477.26 | .00 | .00 | .00 | -477.26 |
| THS BEST BUDDIES<br>100 20607 | -426.42 | .00 | .00 | .00 | -426.42 |
| THS HOME ECON. CLUB<br>100 20608 | -2.23 | .00 | .00 | .00 | -2.23 |
| THS LOST TEXTBOOKS<br>100 20609 | -8,738.38 | 109.99 | .00 | 109.99 | -8,628.39 |
| THS Creative Minds<br>100 20611 | -2,572.87 | .00 | .00 | .00 | -2,572.87 |
| THS ACADEMIC DECATHLON<br>100 20613 | -1,843.56 | .00 | .00 | .00 | -1,843.56 |
| THS LATIN CLUB<br>100 20614 | -126.53 | .00 | .00 | .00 | -126.53 |
| THS CHORAL GROUP<br>100 20615 | -4,909.25 | .00 | .00 | .00 | -4,909.25 |
| THS ITALIAN CLUB<br>100 20617 | -624.65 | .00 | .00 | .00 | -624.65 |
| THS FUTURE BUSINESS LEADERS<br>100 20619 | -2,108.76 | .00 | .00 | .00 | -2,108.76 |
| FRENCH HONOR SOCIETY<br>100 20620 | -396.00 | .00 | .00 | .00 | -396.00 |
| THS FRENCH CLUB<br>100 20621 | -718.89 | .00 | .00 | .00 | -718.89 |
| THS MISCELLANEOUS<br>100 20622 | -990.70 | 51.94 | .00 | 51.94 | -938.76 |
| THS IN/OUT<br>100 20624 | -4,233.52 | 319.89 | .00 | 319.89 | -3,913.63 |
| THS SPANISH CLUB<br>100 20625 | -462.97 | .00 | .00 | .00 | -462.97 |
| THS SODA MACHINE<br>100 20627 | -1,057.20 | .00 | .00 | .00 | -1,057.20 |
| THS World Lang.HONOR SOCIETIES | -2,888.41 | .00 | .00 | .00 | -2,888.41 |

| ACCOUNT<br>ACCOUNT NAME | BEG. BALANCE | DEBITS | CREDITS | NET CHANGE | END BALANCE |
|---|---|---|---|---|---|
| 100 20628<br>THS A.V. CLUB | -11.13 | .00 | .00 | .00 | -11.13 |
| 100 20629<br>THS SUNSHINE FUND | -75.45 | .00 | .00 | .00 | -75.45 |
| 100 20630<br>THS SKI CLUB | -58.33 | .00 | .00 | .00 | -58.33 |
| 100 20631<br>THS SOAR Enterprises | -3,627.31 | .00 | .00 | .00 | -3,627.31 |
| 100 20633<br>THS WE THE PEOPLE | -70.04 | .00 | .00 | .00 | -70.04 |
| 100 20637<br>THS Ethics Club | 177.95 | .00 | .00 | .00 | 177.95 |
| 100 20639<br>THS MODEL U.N. CLUB | -2,257.54 | .00 | .00 | .00 | -2,257.54 |
| 100 20640<br>THS INTERACT CLUB | -57.24 | .00 | .00 | .00 | -57.24 |
| 100 20641<br>THS THESPIAN SOCIETY | -7,438.52 | 402.27 | .00 | 402.27 | -7,036.25 |
| 100 20642<br>THS Youth to Youth | -410.62 | .00 | .00 | .00 | -410.62 |
| 100 20643<br>THS GRADUATION-CAP & GOWNS | -16,369.98 | .00 | .00 | .00 | -16,369.98 |
| 100 20644<br>THS ROBOTICS CLUB | -575.62 | .00 | .00 | .00 | -575.62 |
| 100 20645<br>THS LINK CREW LEADERS | -16,768.01 | 6,999.59 | 120.00 | 6,879.59 | -9,888.42 |
| 100 20646<br>THS CHEERLEADING | -4,730.00 | 5,018.22 | 136.00 | 4,882.22 | 152.22 |
| 100 20647<br>THS FASHION CLUB | -390.12 | .00 | .00 | .00 | -390.12 |
| 100 20648<br>THS Shades Club | -2,085.59 | .00 | .00 | .00 | -2,085.59 |
| 100 20649<br>THS Dance Team | -2,718.70 | .00 | .00 | .00 | -2,718.70 |
| 100 20650<br>THS Geography Club | -348.95 | .00 | .00 | .00 | -348.95 |
| 100 20702<br>THS PEER LEADERS | -308.03 | .00 | .00 | .00 | -308.03 |
| 100 20703<br>THS PEER MEDIATION CLUB | -3,498.74 | .00 | .00 | .00 | -3,498.74 |
| 100 20704<br>THS BOYS TENNIS | -1,555.18 | .00 | .00 | .00 | -1,555.18 |
| 100 20706<br>THS NATIONAL ENGLISH HONOR SOC | -2,184.75 | 65.00 | .00 | 65.00 | -2,119.75 |
| 100 20707<br>THS NATIONAL HONOR SOCIETY | -1,558.93 | 770.00 | 2,380.00 | -1,610.00 | -3,168.93 |
| 100 20708<br>THS POETRY | -55.40 | .00 | .00 | .00 | -55.40 |
| 100 20709<br>THS ALT METHODS OF PYMNT | 37.77 | .00 | .00 | .00 | 37.77 |
| 100 20710<br>THS GIRLS BASKETBALL | -796.78 | .00 | .00 | .00 | -796.78 |
| 100 20711 | | | | | |

| ACCOUNT<br>ACCOUNT NAME | BEG. BALANCE | DEBITS | CREDITS | NET CHANGE | END BALANCE |
|---|---|---|---|---|---|
| THS BOYS BASKETBALL<br>100 20712 | -40.27 | .00 | .00 | .00 | -40.27 |
| THS GLOW CLUB<br>100 20713 | -83.00 | .00 | .00 | .00 | -83.00 |
| THS GRAPHIC DESIGN<br>100 20714 | -214.00 | .00 | .00 | .00 | -214.00 |
| THS GYMNASTICS<br>100 20715 | -1,605.53 | .00 | .00 | .00 | -1,605.53 |
| THS BUS.ED.ENTREPRENEUR<br>100 20718 | -763.60 | .00 | .00 | .00 | -763.60 |
| THS GIRLS CROSS COUNTRY<br>100 20719 | -22.25 | .00 | .00 | .00 | -22.25 |
| THS GOLF<br>100 20726 | -566.95 | .00 | .00 | .00 | -566.95 |
| THS GIRLS INDOOR TRACK<br>100 20727 | 177.98 | .00 | .00 | .00 | 177.98 |
| THS BOYS INDOOR TRACK<br>100 20728 | -2,276.96 | .00 | .00 | .00 | -2,276.96 |
| THS MOCK TRIAL<br>100 20732 | -161.46 | .00 | .00 | .00 | -161.46 |
| THS GIRLS OUTDOOR TRACK<br>100 20733 | -1,269.74 | .00 | .00 | .00 | -1,269.74 |
| THS GIRLS TENNIS<br>100 20736 | -1,072.18 | .00 | .00 | .00 | -1,072.18 |
| THS Allies for Angles<br>100 20737 | -1,570.20 | .00 | .00 | .00 | -1,570.20 |
| THS Science Honor Society<br>100 20738 | -740.86 | .00 | .00 | .00 | -740.86 |
| THS SEAL OF BILITERACY<br>100 20741 | -373.50 | .00 | .00 | .00 | -373.50 |
| THS Save Promise Club<br>100 20810 | -500.00 | .00 | .00 | .00 | -500.00 |
| Trumbull Football Alumni Assoc<br>100 24001 | -1,000.00 | .00 | .00 | .00 | -1,000.00 |
| Due T/F Grants<br>100 24004 | 3,081.42 | .00 | .00 | .00 | 3,081.42 |
| Due to Fund 001/Town<br>100 29280 | -4,734.05 | .00 | 4,475.41 | -4,475.41 | -9,209.46 |
| ACCOUNTS PAYABLE | .00 | 28,173.08 | 28,173.08 | .00 | .00 |
| TOTALS FOR FUND 100<br>STUDENT ACTIVITY FUND | .00 | 102,956.07 | 102,956.07 | .00 | .00 |

FUND 100

| ACCOUNT<br>ACCOUNT NAME | BEG. BALANCE | DEBITS | CREDITS | NET CHANGE | END BALANCE |
|---|---|---|---|---|---|
| REPORT TOTALS | .00 | 102,956.07 | 102,956.07 | .00 | |

FOR 2024 03

| | ORIGINAL APPROP | TRANFRS/ ADJSTMTS | REVISED BUDGET | YTD EXPENDED | ENCUMBRANCES | AVAILABLE BUDGET | PCT USED |
|---|---|---|---|---|---|---|---|
| 2008200 PRIVATE GRANTS | 0 | 0 | 0 | .00 | 878.94 | -878.94 | 100.0% |
| 2009010 IDEA-611 20977 | 0 | 1,889,448 | 1,889,448 | 134,896.93 | 1,204,645.22 | 549,905.41 | 70.9% |
| 2009011 IDEA-611 NP 20977 | 0 | 105,263 | 105,263 | 2,047.50 | 24,570.17 | 78,645.60 | 25.3% |
| 2009060 ARPA-Summer Mental Health | 0 | 31,000 | 31,000 | .00 | .00 | 31,000.00 | .0% |
| 2009063 CT SEDS Grant | 0 | 1,500 | 1,500 | 1,000.00 | .00 | 500.00 | 66.7% |
| 2009065 CT SEDS Grant Non Public | 0 | 515 | 515 | 515.16 | .00 | .00 | 100.0% |
| 2009080 TITLE III-A 20868 | 0 | 9,180 | 9,180 | 3,554.55 | 28,633.38 | -23,007.93 | 350.6% |
| 2009081 TITLE III-A NP | 0 | 3,190 | 3,190 | .00 | .00 | 3,190.22 | .0% |
| 2009119 ESSER II-SERA 6.30.23 | 0 | 7,450 | 7,450 | 6,010.00 | .00 | 1,440.00 | 80.7% |
| 2009121 ESSER ARP 9.30.24 | 0 | 548,301 | 548,301 | 50,087.76 | 428,494.81 | 69,718.63 | 87.3% |
| 2009124 ARP IDEA 611 6.30.23 | 0 | 4,021 | 4,021 | 4,021.18 | .00 | .00 | 100.0% |
| 2009140 TITLE I 20679 | 0 | 41,576 | 41,576 | 17,268.82 | 176,268.00 | -151,961.01 | 465.5% |
| 2009141 TITLE I NP | 0 | 1,076 | 1,076 | .00 | .00 | 1,076.46 | .0% |
| 2009300 TITLE IV-A 20873 | 0 | 9,831 | 9,831 | 2,567.04 | .00 | 7,263.85 | 26.1% |
| 2009301 TITLE IV-A NP 20873 | 0 | 2,823 | 2,823 | .00 | .00 | 2,823.23 | .0% |
| 2009350 HEADSTART ABCD OCT-SEPT | 0 | 59,556 | 59,556 | 49,974.87 | 252,052.83 | -242,472.09 | 507.1% |
| 2009370 HEADSTARTFOOD-CACFP 10/1-9/ | 0 | 4,500 | 4,500 | 484.58 | 4,015.42 | .00 | 100.0% |
| 2009450 IDEA PRE-K 20983 | 0 | 57,506 | 57,506 | 3,146.77 | 31,872.55 | 22,487.12 | 60.9% |
| 2009460 OPEN CHOICE | 0 | 292,376 | 292,376 | 7,032.58 | 18,495.31 | 266,848.16 | 8.7% |
| 2009470 PERKINS GRANT 20742 | 0 | 0 | 0 | 395.00 | 1,500.00 | -1,895.00 | 100.0% |
| 2009480 TITLE II PART A 20858 | 0 | 6,637 | 6,637 | 7,809.46 | 74,189.84 | -75,361.97 | 1235.4% |
| 2009481 TITLE II-A NP 20858 | 0 | 16,092 | 16,092 | 600.00 | 810.20 | 14,681.46 | 8.8% |
| 2009505 TPAUD-DFC | 0 | 142,469 | 142,469 | 12,119.82 | 3,000.84 | 127,348.11 | 10.6% |
| 2009507 TPAUD-Opioid Prevention | 0 | 1,334 | 1,334 | 1,549.01 | .00 | -214.61 | 116.1% |
| 2009509 TPAUD-Local Prevention Coun | 0 | 5,663 | 5,663 | 387.99 | 1,056.00 | 4,218.91 | 25.5% |
| 2009520 MAGNET TRANSPORTATION | 0 | 89,800 | 89,800 | .00 | .00 | 89,800.00 | .0% |
| GRAND TOTAL | 0 | 3,331,108 | 3,331,108 | 305,469.02 | 2,250,483.51 | 775,155.61 | 76.7% |

** END OF REPORT - Generated by Peg Brindisi **

| Trumbull Board of Education | | | | | | | | | | | | |
|---|---|---|---|---|---|---|---|---|---|---|---|---|
| Special Revenue BOE Programs | | | | | | | | | | | | |
| | | | | | | 7/1/23 to 9/30/23 | | | | Fund Balance(Deficit) as of | | |
| Org# | Description | Org | Obj | Prj | Revenues | Operating Transfer In (Out) also reflected in Revenue (Expense) | Expenditures | Encumbrances | Revenues over (under) Expenditures includes Operating Transfers | 7/1/2023 | Adj Journal for Prior Year Unliquidated POs closed out to the Fund Balance | 9/30/2023 |
| 2051660 | ACE Foundation | 205 | 31510 | Ace | - | - | - | - | - | 58 | - | 58 |
| 2059530 | Agriscience | 205 | 31510 | Agri | - | - | 1,200 | 13,914 | (15,114) | 177,407 | - | 162,293 |
| 2051121 | Athletics | 205 | 31510 | Athle | 43,581 | - | 8,386 | - | 35,195 | 104,763 | - | 139,958 |
| 2052651 | Building Use | 205 | 31510 | bldgu | 31 | - | 10,334 | 219 | (10,523) | 40,335 | - | 29,812 |
| 2051650 | Continuing Ed | 205 | 31510 | ContE | 32,698 | - | 19,466 | 47,315 | (34,083) | 3,784 | - | (30,299) |
| 2051100 | Driver's Education | 205 | 31510 | DrEd | 11,709 | - | 2,217 | 6,150 | 3,342 | 37,184 | - | 40,526 |
| 2051711 | E Sports | 205 | 31510 | Sport | 10,244 | - | 800 | 3,545 | 5,899 | 5,160 | - | 11,059 |
| 2051717 | Elementary Strings & Band | 205 | 31510 | Pay | 75,542 | - | 19,607 | 212,687 | (156,752) | 15,119 | - | (141,633) |
| 2051713 | ELITE-Next Chapter Bookstore (NCB) | 205 | 31510 | ELITE | 4,934 | - | 24,740 | 62,463 | (82,270) | 4,135 | - | (78,135) |
| 2056230 | Guidance/Testing | 205 | 31510 | Guid | 60 | - | - | - | 60 | 11,521 | - | 11,581 |
| 2059240 | Interdistrict (TECEC*/REACH*/IIP*) | 205 | 31510 | Inter | 404,193 | - | 30,996 | 362,220 | 10,976 | 65,938 | - | 76,915 |
| 2059540 | Madison Grant | 205 | 31510 | Mad | - | - | - | - | - | 368 | - | 368 |
| 2059490 | THS Miscellaneous | 205 | 31510 | Misc | - | - | - | - | - | 2,401 | - | 2,401 |
| 2051019 | PE Day | 205 | 31510 | PE | - | - | - | - | - | 247 | - | 247 |
| 2051200 | SBCH-PPS Medicaid Program | 205 | 31510 | Medic | 145,617 | - | 17,141 | 64,785 | 63,691 | 58,182 | - | 121,873 |
| 2055904 | Rebates | 205 | 31510 | Reb | 19,154 | - | 6,980 | - | 12,174 | 82,592 | - | 94,766 |
| 2051600 | Summer Explorations | 205 | 31510 | SS | 27,522 | - | 153,555 | 35,530 | (161,563) | 232,392 | - | 70,829 |
| 2052221 | Take Home Device Insurance | 205 | 31510 | Take | 39,896 | - | 10,680 | - | 29,216 | 36,869 | - | 66,085 |
| 2057100 | THS AP Testing | 205 | 31510 | TEST | - | - | - | - | - | 12,828 | - | 12,828 |
| 2051380 | THS Auditorium | 205 | 31510 | Audi | - | - | - | - | - | 4,065 | - | 4,065 |
| 2059400 | THS Connections | 205 | 31510 | Cnnct | - | - | - | - | - | 1,125 | - | 1,125 |
| 2059450 | THS Culinary Kitchen Catering | 205 | 31510 | Culin | 595 | - | 30 | 1,074 | (509) | 4,203 | - | 3,694 |
| 2055400 | THS Musical | 205 | 31510 | music | - | - | 8,854 | - | (8,854) | 39,244 | - | 30,390 |
| 2051709 | THS Student Parking | 205 | 31510 | Park | 24,741 | - | 15,097 | - | 9,644 | 187 | - | 9,831 |
| 2059510 | Typical or Troubled Grant | 205 | 31510 | typic | - | - | - | - | - | 643 | - | 643 |
| 2056207 | Used Book Sales | 205 | 31510 | UsedB | - | - | - | - | - | 2,145 | - | 2,145 |
| 2055213 | Voluntary Insurance | 205 | 31510 | VSION | - | - | 40,405 | 225,411 | (265,816) | 11,647 | - | (254,169) |
| | | | | | | | | | | | | |
| | **Total Special Revenue Fund** | | | | **$ 840,515** | **$ -** | **$ 370,487** | **$ 1,035,315** | **$ (565,287)** | **954,542** | **$ -** | **$ 389,255** |
| | | | | | | | | | | | | |
| * | **TECEC-Trumbull Early Childhood Education Center** | | | | | | | | | | | |
| * | **REACH-Regional Educational Academic and Counseling Help** | | | | | | | | | | | |
| * | **IIP-Interim Instructional (transition) Program** | | | | | | | | | | | |

# School Lunch Financials for 2023-2024 School Year - FUND 210

| | 7/31/2023 YTD | 7/31/2023 Month | 8/31/2023 YTD | 8/31/2023 Month | 9/30/2023 YTD | 9/30/2023 Month |
|---|---|---|---|---|---|---|
| **Balance Sheet** | | | | | | |
| **Assets:** | | | | | | |
| Cash | 2,444,328 | | 2,248,904 | | 2,436,545 | |
| Receivables | 242,731 | | 214,544 | | 230,193 | |
| Inventory | 37,570 | | 81,107 | | 80,040 | |
| Prepaid Expense | - | | - | | - | |
| Due From Others | - | | - | | - | |
| **Total Assets:** | 2,724,629 | | 2,544,555 | | 2,746,778 | |
| **Liabilities:** | | | | | | |
| Accounts Payable | - | | 96,323 | | 175,409 | |
| Deferred Revenue | 96,555 | | 146,431 | | 145,291 | |
| Due to Town | 352,007 | | 89,908 | | 216,844 | |
| Reserve for Encumbrance | 9,984 | | 9,984 | | 9,984 | |
| **Total Liabilities:** | 458,545 | | 342,645 | | 547,529 | |
| **Fund Balances:** | 2,266,084 | | 2,201,910 | | 2,199,250 | |
| **Statement of Revenues, Expenditures and Changes in Fund Balances** | | | | | | |
| **Revenue/increases:** | | | | | | |
| Food Sales/Charges for Service | 357 | 357 | 24,248 | 23,891 | 220,303 | 196,056 |
| Intergovernmental | - | - | 13,258 | 13,258 | 116,793 | 103,536 |
| Other Income/Interest | - | - | - | - | - | - |
| Intergovernmental (Town) Transfer | - | - | - | - | - | - |
| Increases | - | - | - | - | - | - |
| **Total revenue/increases** | 357 | 357 | 37,505 | 37,148 | 337,097 | 299,592 |
| **Expenses/decreases** | | | | | | |
| Wages | - | - | 7,260 | 7,260 | 95,985 | 88,725 |
| FICA | - | - | 471 | 471 | 5,216 | 4,745 |
| Medical | 41,372 | 41,372 | 82,176 | 40,804 | 114,431 | 32,255 |
| Other Expenses | - | - | 23,904 | 23,904 | 42,281 | 18,377 |
| Supplies | - | - | 4,327 | 4,327 | 18,881 | 14,554 |
| Cost of Food | - | - | 24,556 | 24,556 | 159,194 | 134,639 |
| Equipment/Capital | - | - | - | - | 9,958 | 9,958 |
| Intergovernmental Transfer | - | - | - | - | - | - |
| Decreases | - | - | - | - | - | - |
| **Total Expenditures/Increases** | 41,372 | 41,372 | 142,694 | 101,322 | 445,946 | 303,252 |
| Incr/(Decr) in fund balances before operating transfers | (41,016) | | (105,189) | | (108,849) | |
| Operating Transfers in/(out) | - | | - | | - | |
| Incr/(Decr) in fund balances after operating transfers | **(41,016)** | | **(105,189)** | | **(108,849)** | |
| **Fund Balances:** | | | - | | - | |
| Beginning of year | 2,307,099 | | 2,307,099 | | 2,307,099 | |
| End of period | 2,266,084 | | 2,201,910 | | 2,198,250 | |
| Months Revenue Control | 357 | | 37,148 | | 299,592 | |
| Month Expenditure Control | 41,372 | | 101,322 | | 303,252 | |

# School Lunch Financials for 2023-2024 School Year - FUND 210

| | | | | | | | |
|---|---|---|---|---|---|---|---|
| **Profit (Loss) for the month** | (41,016) | | (64,173) | | (3,661) | | |

# School Lunch Financials As of September 30, 2023 - FUND 210

| Balance Sheet as of 9/30 | Budget | 9/30/23 School Lunch | Encumbered | Available/ (Over) | 9/30/22 School Lunch | YTY Diff. | % Change |
|---|---|---|---|---|---|---|---|
| **Assets:** | | | | | | | |
| Cash | | 2,436,545 | | | 2,731,309 | (294,764) | -10.79% |
| Receivables | | 230,193 | | | 241,334 | (11,141) | -4.62% |
| Inventory | | 80,040 | | | 84,817 | (4,776) | -5.63% |
| Prepaid Expense | | - | | | - | | |
| Due From Others | | - | | | - | | |
| **Total Assets:** | | 2,746,778 | | | 3,057,460 | (310,682) | -10.16% |
| | | | | | | | |
| **Liabilities:** | | | | | | | |
| Accounts Payable | | 175,409 | | | 285,869 | (110,460) | -38.64% |
| Deferred Revenue | | 145,291 | | | 122,734 | 22,557 | 18.38% |
| Due to Town | | 216,844 | | | 1,342,132 | (1,125,288) | -83.84% |
| Reserve for Encumbrance | | 9,984 | | | | 9,984 | |
| **Total Liabilities:** | | 547,529 | | | 1,750,735 | (1,203,206) | -68.73% |
| | | | | | | | |
| **Fund Balances:** | | 2,199,250 | | | 1,306,725 | 892,525 | 68.30% |
| | | | | | | | |
| **Statement of Revenues, Expenditures and Changes in Fund Balances for the 1 month ended 9/30** | | | | | | | |
| **Revenue/increases:** | | | | | | | |
| Food Sales/Charges for Service | - | 220,303 | | (220,303) | 70,562 | 149,741 | 212.21% |
| Intergovernmental | - | 116,793 | | (116,793) | 151,685 | (34,892) | -23.00% |
| Other Income/Interest | - | - | | - | - | - | |
| Intergovernmental (Town) Transfer | - | - | | - | - | - | |
| Increases | - | - | | - | - | - | |
| **Total revenue/increases** | - | 337,097 | - | (337,097) | 222,247 | 114,849 | 51.68% |
| | | | | | | | |
| **Expenses/decreases** | | | | | | - | |
| Wages | - | 95,985 | 966,655 | (1,062,640) | 115,832 | (19,847) | -17.13% |
| FICA | - | 5,216 | - | (5,216) | 6,078 | (862) | -14.18% |
| Medical | - | 114,431 | 401,630 | (516,060) | 124,028 | (9,598) | -7.74% |
| Other Expenses | - | 42,281 | 49,655 | (91,936) | 22,817 | 19,464 | 85.31% |
| Supplies | - | 18,881 | 61,054 | (79,935) | 15,309 | 3,572 | 23.33% |
| Cost of Food | - | 159,194 | 1,088,647 | (1,247,841) | 193,051 | (33,857) | -17.54% |
| Equipment/Capital | - | 9,958 | - | (9,958) | 7,511 | 2,447 | 32.58% |
| Intergovernmental (Town) Transfer | - | - | | - | - | - | |
| Decreases | - | - | | - | | - | |
| **Total Expenditures/Decreases** | - | 445,946 | 2,567,640 | (3,013,586) | 484,626 | (38,680) | -7.98% |
| | | | | | | | |
| Incr/(Decr) in fund balances before operating transfers | | (108,849) | | | (262,379) | 153,529 | -58.51% |
| Operating Transfers in/(out) | | - | | | - | - | |
| Incr/(Decr) in fund balances after operating transfers | | **(108,849)** | | | **(262,379)** | 153,529 | -58.51% |
| | | | | | | | |
| Fund Balances: | | | | | | | |
| Beginning of year | | 2,307,099 | | | 1,569,104 | 737,995 | 47.03% |
| End of period | | 2,198,250 | | | 1,306,725 | 891,525 | 68.23% |
| | | | | | | | |
| Months Revenue Control | | 299,592 | | | 221,501 | | |
| Months Exp Control | | 303,252 | | | 385,684 | | |
| | | | | | | | |
| Profit (Loss) for the month | | **(3,661)** | | | **(164,183)** | 160,523 | -97.77% |

| Trumbull Board of Education | | | | | | | | | | |
|---|---|---|---|---|---|---|---|---|---|---|
| Scholarship Details | | | | | | | | | | |
| Fund Balance as of 7/1/23 | | | | 7/1/23 to 9/30/23 | | | | Fund Balance as of 9/30/23 | | |
| Restricted | Unrestricted | Total | Account Name | Revenues | Expenditures | Net Rev(Exp) | | Restricted | Unrestricted | Total |
| $ 1,685 | $ 195 | $ 1,880 | Brewster | $ - | $ - | $ - | | $ 1,685 | $ 195 | $ 1,880 |
| $ - | $ 6,947 | $ 6,947 | Peter Burke | $ - | $ - | $ - | | $ - | $ 6,947 | $ 6,947 |
| $ - | $ 1,440 | $ 1,440 | K. Capobianco | $ - | $ - | $ - | | $ - | $ 1,440 | $ 1,440 |
| $ - | $ 8,457 | $ 8,457 | Donna Cassidy | $ - | $ - | $ - | | $ - | $ 8,457 | $ 8,457 |
| $ - | $ 40 | $ 40 | Citizenship/Holdsworth | $ - | $ - | $ - | | $ - | $ 40 | $ 40 |
| $ - | $ 34,042 | $ 34,042 | Chelsea Cunha | $ 2,160 | $ - | $ 2,160 | | $ - | $ 36,202 | $ 36,202 |
| $ - | $ - | $ - | Michael Curry | $ 495 | $ - | $ 495 | | $ - | $ 495 | $ 495 |
| $ - | $ 5,979 | $ 5,979 | Mary Curtiss | $ - | $ - | $ - | | $ - | $ 5,979 | $ 5,979 |
| $ 10,000 | $ 1,137 | $ 11,137 | S. Dick Electronics | $ - | $ - | $ - | | $ 10,000 | $ 1,137 | $ 11,137 |
| $ - | $ 1,094 | $ 1,094 | Ran Grinnell | $ - | $ - | $ - | | $ - | $ 1,094 | $ 1,094 |
| $ - | $ 3,892 | $ 3,892 | Clare Hampford | $ - | $ - | $ - | | $ - | $ 3,892 | $ 3,892 |
| $ - | $ 10 | $ 10 | G. Hartz | $ - | $ - | $ - | | $ - | $ 10 | $ 10 |
| $ - | $ 11,135 | $ 11,135 | Peter Horton | $ 1,660 | $ 1,000 | $ 660 | | $ - | $ 11,795 | $ 11,795 |
| $ - | $ 3,242 | $ 3,242 | Klein/ Danaher | $ - | $ - | $ - | | $ - | $ 3,242 | $ 3,242 |
| $ - | $ 78 | $ 78 | Lorimer | $ - | $ - | $ - | | $ - | $ 78 | $ 78 |
| $ - | $ 557 | $ 557 | Dr. Gloria Maina | $ - | $ - | $ - | | $ - | $ 557 | $ 557 |
| $ - | $ 165 | $ 165 | Frances S. Mallett | $ - | $ - | $ - | | $ - | $ 165 | $ 165 |
| $ - | $ 13,222 | $ 13,222 | Loretta McDougall | $ - | $ - | $ - | | $ - | $ 13,222 | $ 13,222 |
| $ - | $ 5,310 | $ 5,310 | Middlebrook Wings | $ - | $ - | $ - | | $ - | $ 5,310 | $ 5,310 |
| $ - | $ 9,660 | $ 9,660 | Karen Mraz | $ - | $ - | $ - | | $ - | $ 9,660 | $ 9,660 |
| $ - | $ 537 | $ 537 | National Merit | $ - | $ - | $ - | | $ - | $ 537 | $ 537 |
| $ - | $ 512 | $ 512 | Ralph Pascale | $ - | $ - | $ - | | $ - | $ 512 | $ 512 |
| $ 8,000 | $ 1,038 | $ 9,038 | PHNA | $ - | $ - | $ - | | $ 8,000 | $ 1,038 | $ 9,038 |
| $ - | $ 15,416 | $ 15,416 | Jill Resnick | $ - | $ - | $ - | | $ - | $ 15,416 | $ 15,416 |
| $ 5,190 | $ 971 | $ 6,161 | R. Rossomando | $ - | $ - | $ - | | $ 5,190 | $ 971 | $ 6,161 |
| $ 2,500 | $ 314 | $ 2,814 | R. Simses | $ - | $ - | $ - | | $ 2,500 | $ 314 | $ 2,814 |
| $ 2,200 | $ 277 | $ 2,477 | R. Stowe | $ - | $ - | $ - | | $ 2,200 | $ 277 | $ 2,477 |
| $ - | $ 1,114 | $ 1,114 | Trumbull High | $ - | $ - | $ - | | $ - | $ 1,114 | $ 1,114 |
| $ - | $ 212 | $ 212 | Jennie N. Villano | $ - | $ - | $ - | | $ - | $ 212 | $ 212 |
| $ 10,000 | $ 1,140 | $ 11,140 | Zink | $ - | $ - | $ - | | $ 10,000 | $ 1,140 | $ 11,140 |
| | | | | | | | | | | |
| $ 39,575 | $ 128,130 | $ 167,705 | Total Scholarship Fund | $ 4,315 | $ 1,000 | $ 3,315 | | $ 39,575 | $ 131,445 | $ 171,020 |

FOR 2024 03

| | | ORIGINAL APPROP | TRANFRS/ ADJSTMTS | REVISED BUDGET | YTD ACTUAL | ENCUMBRANCES | AVAILABLE BUDGET | PCT USE/COL |
|---|---|---|---|---|---|---|---|---|
| 2051713 ELITE Business Program | | | | | | | | |
| 2051713 40400 | REVENUE | 0 | 0 | 0 | -4,878.50 | .00 | 4,878.50 | 100.0% |
| 2051713 40410 | GCRev | 0 | 0 | 0 | -55.00 | .00 | 55.00 | 100.0% |
| 2051713 51120 | AIDE-CLSRM | 0 | 0 | 0 | 4,985.44 | .00 | -4,985.44 | 100.0%* |
| 2051713 52001 | FICA/MEDIC | 0 | 0 | 0 | 186.24 | .00 | -186.24 | 100.0%* |
| 2051713 54000 | PURCH.PROP | 0 | 0 | 0 | 1,514.37 | 4,804.43 | -6,318.80 | 100.0%* |
| 2051713 54101 | ELECTRIC | 0 | 0 | 0 | 1,649.86 | 3,350.14 | -5,000.00 | 100.0%* |
| 2051713 54410 | RENT | 0 | 0 | 0 | 12,231.24 | 37,677.08 | -49,908.32 | 100.0%* |
| 2051713 54900 | PROP SERV | 0 | 0 | 0 | 2,493.51 | 6,636.47 | -9,129.98 | 100.0%* |
| 2051713 55000 | Other Purc | 0 | 0 | 0 | 1,264.29 | 2,937.70 | -4,201.99 | 100.0%* |
| 2051713 56000 | Supplies | 0 | 0 | 0 | 309.12 | 4,557.50 | -4,866.62 | 100.0%* |
| 2051713 56202 | NATUR. GAS | 0 | 0 | 0 | 8.65 | 2,500.00 | -2,508.65 | 100.0%* |
| 2051713 58900 | DUES | 0 | 0 | 0 | 97.03 | .00 | -97.03 | 100.0%* |
| 2051713 59998 | PY Surplus | 0 | 4,135 | 4,135 | .00 | .00 | 4,134.51 | .0% |
| TOTAL ELITE Business Program | | 0 | 4,135 | 4,135 | 19,806.25 | 62,463.32 | -78,135.06 | 1989.8% |
| | TOTAL REVENUES | 0 | 0 | 0 | -4,933.50 | .00 | 4,933.50 | |
| | TOTAL EXPENSES | 0 | 4,135 | 4,135 | 24,739.75 | 62,463.32 | -83,068.56 | |
| | GRAND TOTAL | 0 | 4,135 | 4,135 | 19,806.25 | 62,463.32 | -78,135.06 | 1989.8% |

** END OF REPORT - Generated by Peg Brindisi **

FOR 2024 03

| | ORIGINAL APPROP | TRANFRS/ ADJSTMTS | REVISED BUDGET | YTD ACTUAL | ENCUMBRANCES | AVAILABLE BUDGET | PCT USE/COL |
|---|---|---|---|---|---|---|---|
| **2051709 THS Student Parking** | | | | | | | |
| 2051709 40150 Misc Inc | 0 | 0 | 0 | -25.52 | .00 | 25.52 | 100.0% |
| 2051709 40400 Parking | 0 | 0 | 0 | -24,715.00 | .00 | 24,715.00 | 100.0% |
| 2051709 51127 SEC. GRD | 0 | 0 | 0 | 747.29 | .00 | -747.29 | 100.0%* |
| 2051709 52001 FICA/MEDIC | 0 | 0 | 0 | 14.96 | .00 | -14.96 | 100.0%* |
| 2051709 57202 SITE IMPR | 0 | 0 | 0 | 14,330.16 | .00 | -14,330.16 | 100.0%* |
| 2051709 58900 DUES | 0 | 0 | 0 | 4.58 | .00 | -4.58 | 100.0%* |
| 2051709 59998 PY Surplus | 0 | 187 | 187 | .00 | .00 | 187.35 | .0% |
| TOTAL THS Student Parking | 0 | 187 | 187 | -9,643.53 | .00 | 9,830.88 | -5147.3% |
| TOTAL REVENUES | 0 | 0 | 0 | -24,740.52 | .00 | 24,740.52 | |
| TOTAL EXPENSES | 0 | 187 | 187 | 15,096.99 | .00 | -14,909.64 | |
| GRAND TOTAL | 0 | 187 | 187 | -9,643.53 | .00 | 9,830.88 | -5147.3% |

** END OF REPORT - Generated by Peg Brindisi **

| Trumbull Board of Education | | | | | | | | | |
|---|---|---|---|---|---|---|---|---|---|
| Special Revenue BOE Programs | | | | | | | | | |
| | | 7/1/23 to 9/30/23 | | | Fund Balance(Deficit) as of | | | | |
| Org# | Description | Revenues | Operating Transfer In (Out) also reflected in Revenue (Expense) | Expenditures | Encumbrances | Revenues over (under) Expenditures includes Operating Transfers | 7/1/2023 | Adj Journal for Prior Year Unliquidated POs closed out to the Fund Balance | 9/30/2023 |
| 2051660 | ACE Foundation | - | - | - | - | - | 58 | - | 58 |
| 2059530 | Agriscience | - | - | 1,200 | 13,914 | (15,114) | 177,407 | - | 162,293 |
| 2051121 | Athletics | 43,581 | - | 8,386 | - | 35,195 | 104,763 | - | 139,958 |
| 2052651 | Building Use | 31 | - | 10,334 | 219 | (10,523) | 40,335 | - | 29,812 |
| 2051650 | Continuing Ed | 32,698 | - | 19,466 | 47,315 | (34,083) | 3,784 | - | (30,299) |
| 2051100 | Driver's Education | 11,709 | - | 2,217 | 6,150 | 3,342 | 37,184 | - | 40,526 |
| 2051711 | E Sports | 10,244 | - | 800 | 3,545 | 5,899 | 5,160 | - | 11,059 |
| 2051717 | Elementary Strings/Band | 75,542 | - | 19,607 | 212,687 | (156,752) | 15,119 | - | (141,633) |
| 2051713 | ELITE Business Program | 4,934 | - | 24,740 | 62,463 | (82,270) | 4,135 | - | (78,135) |
| 2056230 | Guidance/Testing | 60 | - | - | - | 60 | 11,521 | - | 11,581 |
| 2059240 | Interdistrict (TECEC*/REACH*/IIP*) | 404,193 | - | 30,996 | 362,220 | 10,976 | 65,938 | - | 76,915 |
| 2059540 | Madison Grant | - | - | - | - | - | 368 | - | 368 |
| 2059490 | Miscellaneous | - | - | - | - | - | 2,401 | - | 2,401 |
| 2051019 | PE Day | - | - | - | - | - | 247 | - | 247 |
| 2051200 | PPS Medicaid Program (SBCH) | 145,617 | - | 17,141 | 64,785 | 63,691 | 58,182 | - | 121,873 |
| 2055904 | Rebates | 19,154 | - | 6,980 | - | 12,174 | 82,592 | - | 94,766 |
| 2051600 | Summer Explorations 23-24 (ends 12/31/23) | **27,522** | - | **153,555** | **35,530** | **(161,563)** | **232,392** | - | **70,829** |
| 2051600 | Summer Explorations 24-25 (starts 1/1/24) | - | - | - | - | - | - | - | - |
| 2052221 | Take Home Device Insurance | 39,896 | - | 10,680 | - | 29,216 | 36,869 | - | 66,085 |
| 2057100 | THS AP Testing | - | - | - | - | - | 12,828 | - | 12,828 |
| 2051380 | THS Auditorium | - | - | - | - | - | 4,065 | - | 4,065 |
| 2059400 | THS Connections | - | - | - | - | - | 1,125 | - | 1,125 |
| 2059450 | THS Culinary Kitchen Catering | 595 | - | 30 | 1,074 | (509) | 4,203 | - | 3,694 |
| 2055400 | THS Musical | - | - | 8,854 | - | (8,854) | 39,244 | - | 30,390 |
| 2051709 | THS Student Parking | 24,741 | - | 15,097 | - | 9,644 | 187 | - | 9,831 |
| 2059510 | Typical or Troubled Grant | - | - | - | - | - | 643 | - | 643 |
| 2056207 | Used Book Sales | - | - | - | - | - | 2,145 | - | 2,145 |
| 2055213 | Voluntary Insurance | - | - | 40,405 | 225,411 | (265,816) | 11,647 | - | (254,169) |
| | | | | | | | | | |
| | **Total Special Revenue Fund** | **$ 840,515** | **$ -** | **$ 370,487** | **$ 1,035,315** | **$ (565,287)** | **$ 954,542** | **$ -** | **$ 389,255** |
| | | | | | | | | | |
| * | TECEC-Trumbull Early Childhood Education Center | | | | | | | | |
| * | REACH-Regional Educational Academic and Counseling Help | | | | | | | | |
| * | IIP-Interim Instructional (transition) Program | | | | | | | | |

FOR 2024 02

| | ORIGINAL APPROP | TRANFRS/ ADJSTMTS | REVISED BUDGET | YTD EXPENDED | ENCUMBRANCES | AVAILABLE BUDGET | PCT USED |
|---|---|---|---|---|---|---|---|
| 001 BOE GENERAL FUND | 119,740,771 | 0 | 119,740,771 | 8,267,880.08 | 46,361,686.53 | 65,111,204.81 | 45.6% |
| 009 TOWN ACCOUNTS FUND | 0 | 1,247,421 | 1,247,421 | 16,762.12 | 964,960.25 | 265,698.63 | 78.7% |
| 200 GRANTS FUND | 0 | 3,324,959 | 3,324,959 | 77,342.21 | 331,834.14 | 2,915,782.79 | 12.3% |
| 205 SPECIAL REVENUE FUND | 0 | 954,542 | 954,542 | 280,702.31 | 504,877.89 | 168,961.85 | 82.3% |
| 210 SCHOOL LUNCH FUND | 0 | 0 | 0 | 142,693.99 | 1,887,818.40 | -2,030,512.39 | 100.0% |
| GRAND TOTAL | 119,740,771 | 5,526,922 | 125,267,694 | 8,785,380.71 | 50,051,177.21 | 66,431,135.69 | 47.0% |

** END OF REPORT - Generated by Peg Brindisi **

**Trumbull Board of Education Expense vs Budget Summary**
**By Object**
**Report for the Period Ended 8/31/2023**

| Object Description | Code | Budget Original | Budget Transfers | Budget Revised | July Expended | August Expended | Committed/ Estimates | Available/ (Over) | % Spent or Committed |
|---|---|---|---|---|---|---|---|---|---|
| **Salaries** | **100** | | | | | | | | |
| Admin/Supervisors | | $5,268,550 | $0 | $5,268,550 | $379,852 | $773,355 | $4,467,491 | $27,703 | 99% |
| Teachers | | $55,876,304 | $0 | $55,876,304 | $122,067 | $433,068 | $180,912 | $55,262,324 | 1% |
| Custodians/Maintenance | | $4,131,948 | $0 | $4,131,948 | $220,260 | $522,712 | $3,328,816 | $280,420 | 93% |
| Tech Support | | $527,024 | $0 | $527,024 | $40,908 | $78,833 | $347,364 | $100,828 | 81% |
| Admin Support | | $2,921,139 | $0 | $2,921,139 | $160,785 | $350,183 | $2,389,010 | $181,946 | 94% |
| Paras & Aides | | $5,542,815 | $0 | $5,542,815 | $90,592 | $150,209 | $555,757 | $4,836,848 | 13% |
| Substitutes | | $1,065,000 | $0 | $1,065,000 | $5,450 | $11,832 | $1,056,668 | -$3,500 | 100% |
| Coaches & Advisors | | $1,016,644 | $0 | $1,016,644 | $582 | $12,894 | $343,618 | $660,132 | 35% |
| Salaries Other | | $1,721,198 | $0 | $1,721,198 | $23,229 | $51,175 | $1,027,247 | $642,776 | 63% |
| Misc Salary Items | | $349,000 | $0 | $349,000 | $242,347 | $295,641 | $0 | $53,359 | 85% |
| **Salaries** | **Total** | **$78,419,621** | **$0** | **$78,419,621** | **$1,286,072** | **$2,679,902** | **$13,696,884** | **$62,042,836** | **21%** |
| **Employee Benefits** | **200** | | | | | | | | |
| Health Insurance | | $18,684,896 | $0 | $18,684,896 | $1,385,911 | $3,140,708 | $15,548,730 | ($4,542) | 100% |
| FICA | | $1,960,691 | $0 | $1,960,691 | $57,170 | $117,267 | $1,843,424 | $0 | 100% |
| Other Insurance | | $342,000 | $0 | $342,000 | $10,742 | $21,496 | $328,254 | ($7,751) | 102% |
| Unemployment | | $30,000 | $0 | $30,000 | $0 | $0 | $30,000 | $0 | 100% |
| Benefits Other | | $258,000 | $0 | $258,000 | $14,947 | $28,563 | $225,145 | $4,292 | 98% |
| **Employee Benefits** | **Total** | **$21,275,587** | **$0** | **$21,275,587** | **$1,468,769** | **$3,308,035** | **$17,975,553** | **($8,001)** | **100%** |
| **Purchased Professional Services** | **300** | | | | | | | | |
| Legal | | $250,000 | $0 | $250,000 | $0 | $0 | $250,350 | -$350 | 100% |
| Service Contracts | | $441,707 | $0 | $441,707 | $270,658 | $278,802 | $5,165 | $157,740 | 64% |
| Consultants | | $305,000 | $0 | $305,000 | $2,175 | $26,109 | $295,421 | -$16,530 | 105% |
| Other Prof Services | | $415,595 | $0 | $415,595 | $113,783 | $114,536 | $169,670 | $131,389 | 68% |
| **Purchased Professional Services** | **Total** | **$1,412,302** | **$0** | **$1,412,302** | **$386,617** | **$419,447** | **$720,606** | **$272,249** | **81%** |
| **Purchased Property Services** | **400** | | | | | | | | |
| Utilities | | $1,295,000 | $0 | $1,295,000 | ($2,000) | $104,576 | $1,186,424 | $4,000 | 100% |
| Repairs & Svc Fees | | $429,000 | $0 | $429,000 | $25,018 | $84,735 | $240,137 | $104,128 | 76% |
| Copiers | | $243,820 | $0 | $243,820 | $0 | $20,415 | $219,585 | $3,820 | 98% |
| Other Purch'd Property Svcs | | $136,100 | $0 | $136,100 | $8,491 | $9,831 | $111,480 | $14,789 | 89% |
| **Purchased Property Services** | **Total** | **$2,103,920** | **$0** | **$2,103,920** | **$31,509** | **$219,558** | **$1,757,626** | **$126,737** | **94%** |
| **Purchased Other Services** | **500** | | | | | | | | |
| Transportation | | $7,300,049 | $0 | $7,300,049 | $7,161 | $19,539 | $6,868,379 | $412,130 | 94% |
| Communications | | $334,482 | $0 | $334,482 | $82,134 | $84,739 | $243,029 | $6,714 | 98% |
| Postage | | $35,000 | $0 | $35,000 | $0 | $270 | $46,005 | -$11,275 | 132% |
| Advertising | | $2,975 | $0 | $2,975 | $0 | $0 | $0 | $2,975 | 0% |
| Interns | | $341,250 | $0 | $341,250 | $0 | $0 | $0 | $341,250 | 0% |
| Tuition | | $4,433,108 | $0 | $4,433,108 | $58,343 | $595,106 | $3,257,853 | $580,148 | 87% |
| Printing | | $11,750 | $0 | $11,750 | $0 | $8,503 | $125 | $3,122 | 73% |
| Other Purch'd Svcs | | $314,320 | $0 | $314,320 | $55,948 | $55,525 | $41,200 | $217,595 | 31% |
| **Purchased Other Services** | **Total** | **$12,772,934** | **$0** | **$12,772,934** | **$203,587** | **$763,683** | **$10,456,591** | **$1,552,660** | **88%** |
| **Supplies** | **600** | | | | | | | | |
| Supplies-Teaching | | $678,771 | $0 | $678,771 | $6,762 | $67,376 | $198,579 | $412,816 | 39% |
| Supplies-Office | | $104,209 | $0 | $104,209 | $5,294 | $13,355 | $29,990 | $60,864 | 42% |
| Supplies-Custodial | | $190,000 | $0 | $190,000 | $5,686 | $31,932 | $38,779 | $119,289 | 37% |
| Supplies-Maintenance | | $261,000 | $0 | $261,000 | $12,868 | $56,837 | $153,853 | $50,310 | 81% |
| Text & Workbooks | | $483,218 | $0 | $483,218 | $24,484 | $109,881 | $194,651 | $178,686 | 63% |
| Subscriptions | | $319,033 | $0 | $319,033 | $85,906 | $169,169 | $130,238 | $19,626 | 94% |
| Testing Materials | | $222,978 | $0 | $222,978 | $0 | $45,532 | $96,735 | $80,710 | 64% |
| Books & A/V | | $42,591 | $0 | $42,591 | $0 | $8,142 | $17,312 | $17,137 | 60% |
| Software | | $225,800 | $0 | $225,800 | $76,409 | $151,021 | $69,369 | $5,411 | 98% |
| Energy | | $633,400 | $0 | $633,400 | $192 | $6,918 | $626,482 | $0 | 100% |
| Other Supplies | | $34,900 | $0 | $34,900 | $385 | $385 | $1,450 | $33,065 | 5% |
| **Supplies** | **Total** | **$3,195,900** | **$0** | **$3,195,900** | **$217,986** | **$660,547** | **$1,557,438** | **$977,915** | **69%** |
| **Property** | **700** | | | | | | | | |
| Office Equipment | | $1,500 | $0 | $1,500 | $0 | $0 | $120 | $1,380 | 8% |
| Office Furniture | | $38,485 | $0 | $38,485 | $0 | $0 | $0 | $38,485 | 0% |
| Classroom Equipment | | $628,357 | $0 | $628,357 | $175,729 | $185,495 | $123,125 | $319,737 | 49% |
| Classroom Furniture | | $18,229 | $0 | $18,229 | $1,159 | $2,324 | $1,725 | $14,180 | 22% |
| Bldg Equipment | | $30,500 | $0 | $30,500 | $0 | $0 | $11,800 | $18,700 | 39% |

**Trumbull Board of Education Expense vs Budget Summary**
**By Object**
**Report for the Period Ended 8/31/2023**

| Object Description | Code | Budget Original | Budget Transfers | Budget Revised | July Expended | August Expended | Committed/ Estimates | Available/ (Over) | % Spent or Committed |
|---|---|---|---|---|---|---|---|---|---|
| Bldg Improvements | | $12,000 | $0 | $12,000 | $810 | $1,620 | $6,280 | $4,100 | 66% |
| Other Equipment | | $3,775 | $0 | $3,775 | $0 | $0 | $0 | $3,775 | 0% |
| **Property** | **Total** | **$732,846** | **$0** | **$732,846** | **$177,698** | **$189,439** | **$143,050** | **$400,357** | **45%** |
| **Debt Service & Miscellaneous** | **800** | | | | | | | | |
| Dues, Fees and Memberships | | $530,513 | $0 | $530,513 | $24,727 | $27,270 | $53,940 | $449,304 | 15% |
| Other Objects | | $1,000 | $0 | $1,000 | $0 | $0 | $0 | $1,000 | 0% |
| **Miscellaneous** | **Total** | **$531,513** | **$0** | **$531,513** | **$24,727** | **$27,270** | **$53,940** | **$450,304** | **15%** |
| **Other Objects** | **900** | | | | | | | | |
| Other - Intergovernmental | | ($703,852) | $0 | ($703,852) | $0 | $0 | $0 | -$703,852 | 0% |
| **Other Objects** | **Total** | **($703,852)** | **$0** | **($703,852)** | **$0** | **$0** | **$0** | **-$703,852** | **0%** |
| **Munis Report Total** | | **$119,740,771** | **$0** | **$119,740,771** | **$3,796,964** | **$8,267,880** | **$46,361,687** | **$ 65,111,205** | **46%** |

**Trumbull Board of Education Expense vs Budget Detail**
**By Object**
**Report for the Period Ended 8/31/2023**

| Account # | Account Description | Budget Original | Budget Transfers | Budget Revised | July Expended | August Expended | Committed/ Estimates | Available/ (Over) |
|---|---|---|---|---|---|---|---|---|
| **Salaries** | | | | | | | | |
| **Admin/Supervisors** | | | | | | | | |
| 01011000-51113 | TECEC-Admin-Admin Salaries | $144,207 | $0 | $144,207 | $11,093 | $22,186 | $122,022 | ($0) |
| 01011200-51114 | PPS-Admin-Director/Coordinator | $347,670 | $0 | $347,670 | $23,993 | $47,986 | $263,925 | $35,759 |
| 01402320-51114 | Human Resource Director | $165,000 | $0 | $165,000 | $13,200 | $26,400 | $145,200 | ($6,600) |
| 01412210-51113 | D/W-Elem Asst Principal | $0 | $0 | $0 | $0 | $0 | $0 | $0 |
| 01412210-51114 | Assistant Superintendent | $201,038 | $0 | $201,038 | $15,766 | $31,531 | $173,422 | ($3,915) |
| 01422520-51125 | Tech-Admin-Manager | $141,035 | $0 | $141,035 | $10,849 | $18,985 | $119,337 | $2,712 |
| 01512400-51113 | BHES-Admin-Principal | $185,622 | $0 | $185,622 | $14,279 | $28,557 | $157,065 | ($0) |
| 01522400-51113 | FTES-Admin-Principal/Asst Principal | $331,644 | $0 | $331,644 | $21,018 | $47,729 | $373,528 | ($89,613) |
| 01532400-51113 | DFES-Admin-Principal | $185,622 | $0 | $185,622 | $14,279 | $28,557 | $157,065 | ($0) |
| 01542400-51113 | MBES-Admin-Principal | $327,262 | $0 | $327,262 | $18,772 | $37,543 | $206,488 | $83,231 |
| 01552400-51113 | JRES-Admin-Principal | $180,055 | $0 | $180,055 | $13,850 | $27,701 | $152,354 | $0 |
| 01582400-51113 | TSES-Admin-Principal | $185,622 | $0 | $185,622 | $14,279 | $28,557 | $157,065 | ($0) |
| 01612400-51113 | HMS-Admin-Principal/Asst Principal | $343,627 | $0 | $343,627 | $26,433 | $52,866 | $290,761 | ($0) |
| 01622400-51113 | MMS-Admin-Principal/Asst Principal | $357,132 | $0 | $357,132 | $27,472 | $54,943 | $302,189 | ($0) |
| 01711006-51114 | THS-Ag Science-Director | $81,117 | $0 | $81,117 | $6,324 | $12,649 | $69,568 | ($1,100) |
| 01711019-51114 | Sports-Sports General-Director | $171,510 | $0 | $171,510 | $13,193 | $26,386 | $145,124 | ($0) |
| 01712400-51113 | THS-Admin-Principals | $890,802 | $0 | $890,802 | $54,246 | $120,522 | $743,732 | $26,549 |
| 01822230-51125 | Facilities-Admin-Director/Managers | $252,807 | $0 | $252,807 | $19,906 | $39,811 | $218,963 | ($5,967) |
| 01822230-51141 | Facilities-Admin-Manager OT | $0 | $0 | $0 | $0 | $0 | $0 | $0 |
| 01882700-51125 | Trans-Admin-Manager | $76,268 | $0 | $76,268 | $5,867 | $10,375 | $64,534 | $1,358 |
| 01902320-51115 | Super-Admin-Superintendent | $273,598 | $0 | $273,598 | $21,924 | $43,848 | $240,933 | ($11,183) |
| 01912520-51113 | Bus Off-Admin-Business Administrator | $176,347 | $0 | $176,347 | $13,836 | $27,673 | $152,201 | ($3,527) |
| 01912520-51129 | Bus Off-Admin-Acctg Manager | $90,617 | $0 | $90,617 | $6,971 | $13,941 | $76,676 | ($0) |
| 01922530-51125 | Asst Super-Dir Digital Learning | $159,948 | $0 | $159,948 | $12,304 | $24,607 | $135,341 | ($0) |
| | **Admin/Supervisors Total** | **$5,268,550** | **$0** | **$5,268,550** | **$379,852** | **$773,355** | **$4,467,491** | **$27,703** |
| **Teachers** | | | | | | | | |
| 01011000-51110 | TECEC-Classroom-Teachers | $666,447 | $0 | $666,447 | $0 | $0 | $0 | $666,447 |
| 01011200-51118 | PPS-L/W-Curriculum Writing | $15,000 | $0 | $15,000 | $0 | $842 | $0 | $14,158 |
| 01011200-51119 | PPS-L/W-Teacher Xtra Time | $37,080 | $0 | $37,080 | $140 | $6,395 | $0 | $30,685 |
| 01021201-51119 | PPS-After School-Teacher Salaries | $0 | $0 | $0 | $0 | $0 | $0 | $0 |
| 01062140-51111 | PPS-L/W-Psychologists | $1,682,174 | $0 | $1,682,174 | $0 | $0 | $0 | $1,682,174 |
| 01062145-51111 | PPS-L/W-Behaviorists | $352,547 | $0 | $352,547 | $0 | $0 | $0 | $352,547 |
| 01072110-51111 | PPS-L/W-Social Workers | $1,043,899 | $0 | $1,043,899 | $0 | $0 | $0 | $1,043,899 |
| 01082150-51111 | PPS-L/W-Speech & Language | $1,391,595 | $0 | $1,391,595 | $0 | $0 | $0 | $1,391,595 |
| 01121200-51111 | TECEC-Classroom-Specialists | $141,010 | $0 | $141,010 | $0 | $0 | $0 | $141,010 |
| 01161200-51110 | PPS-SPED-Elementary Teachers | $2,303,380 | $0 | $2,303,380 | $0 | $4,523 | $0 | $2,298,857 |
| 01231200-51110 | PPS-SPED-Middle School Teachers | $1,565,558 | $0 | $1,565,558 | $0 | $9,046 | $0 | $1,556,512 |
| 01331200-51110 | PPS-SPED-THS Teachers | $2,113,032 | $0 | $2,113,032 | $11,901 | $28,506 | $130,912 | $1,953,614 |
| 01371200-51118 | PPS-ESY-Teacher salaries | $196,730 | $0 | $196,730 | $95,997 | $149,168 | $0 | $47,562 |
| 01402210-51110 | Curr Dir-D/W-ELL Teachers | $668,481 | $0 | $668,481 | $0 | $4,523 | $0 | $663,958 |
| 01402320-51116 | Asst Super-Admin-Teacher Stipends | $0 | $0 | $0 | $0 | $0 | $0 | $0 |
| 01402320-51118 | Asst Super-L/W-Prof Devt Prep | $0 | $0 | $0 | $0 | $0 | $0 | $0 |
| 01402320-51200 | Asst Super-Admin-Teacher Mentors | $5,000 | $0 | $5,000 | $0 | $0 | $0 | $5,000 |
| 01411250-51110 | Curr Dir-D/W-TAG Teachers | $0 | $0 | $0 | $0 | $0 | $0 | $0 |
| 01412210-51111 | Curr Dir-D/W-Program Leaders | $383,096 | $0 | $383,096 | $0 | $13,569 | $0 | $369,527 |
| 01412210-51117 | Curr Dir-D/W-Teacher Training | $50,000 | $0 | $50,000 | $0 | $0 | $50,000 | $0 |
| 01412210-51118 | Curr Dir-D/W-Prof Devt Prep | $30,000 | $0 | $30,000 | $943 | $943 | $0 | $29,057 |
| 01412210-51119 | Curr Dir-Admin-Curriculum Writing | $84,391 | $0 | $84,391 | $13,086 | $43,680 | $0 | $40,711 |
| 01511001-51110 | BHES-Classroom-Teachers | $2,294,379 | $0 | $2,294,379 | $0 | $0 | $0 | $2,294,379 |
| 01511002-51110 | BHES-Classroom-Specialists | $573,189 | $0 | $573,189 | $0 | $0 | $0 | $573,189 |
| 01512220-51110 | BHES Library-Teachers-Salaries | $100,629 | $0 | $100,629 | $0 | $0 | $0 | $100,629 |
| 01521001-51110 | FTES-Classroom-Teachers | $2,089,770 | $0 | $2,089,770 | $0 | $0 | $0 | $2,089,770 |
| 01521002-51110 | FTES-Classroom-Specialists | $793,772 | $0 | $793,772 | $0 | $0 | $0 | $793,772 |
| 01522220-51110 | FTES Library-Teachers-Salaries | $109,425 | $0 | $109,425 | $0 | $0 | $0 | $109,425 |
| 01531001-51110 | DFES-Classroom-Teachers | $2,300,699 | $0 | $2,300,699 | $0 | $0 | $0 | $2,300,699 |
| 01531002-51110 | DFES-Classroom-Specialists | $639,188 | $0 | $639,188 | $0 | $0 | $0 | $639,188 |
| 01532220-51110 | DFES Library-Teachers-Salaries | $86,505 | $0 | $86,505 | $0 | $0 | $0 | $86,505 |
| 01541001-51110 | MBES-Classroom-Teachers | $2,327,473 | $0 | $2,327,473 | $0 | $0 | $0 | $2,327,473 |
| 01541002-51110 | MBES-Classroom-Specialists | $751,484 | $0 | $751,484 | $0 | $0 | $0 | $751,484 |
| 01542220-51110 | MBES Library-Teachers-Salaries | $118,741 | $0 | $118,741 | $0 | $0 | $0 | $118,741 |
| 01551001-51110 | JRES-Classroom-Teachers | $2,074,856 | $0 | $2,074,856 | $0 | $0 | $0 | $2,074,856 |
| 01551002-51110 | JRES-Classroom-Specialists | $657,252 | $0 | $657,252 | $0 | $0 | $0 | $657,252 |
| 01552220-51110 | JRES Library-Teachers-Salaries | $94,423 | $0 | $94,423 | $0 | $0 | $0 | $94,423 |
| 01581001-51110 | TES-Classroom-Teachers | $2,041,177 | $0 | $2,041,177 | $0 | $0 | $0 | $2,041,177 |
| 01581002-51110 | TES-Classroom-Specialists | $586,403 | $0 | $586,403 | $0 | $0 | $0 | $586,403 |
| 01582220-51110 | TES Library-Teachers-Salaries | $94,423 | $0 | $94,423 | $0 | $0 | $0 | $94,423 |
| 01611001-51110 | HMS-Classroom-Teacher Salaries | $3,830,784 | $0 | $3,830,784 | $0 | $0 | $0 | $3,830,784 |
| 01611001-51111 | HMS-Teacher Specialists | $118,741 | $0 | $118,741 | $0 | $0 | $0 | $118,741 |
| 01611016-51110 | HMS-Music-Teacher Salaries | $339,837 | $0 | $339,837 | $0 | $0 | $0 | $339,837 |
| 01611019-51110 | HMS-PE/Health-Teacher Salaries | $351,217 | $0 | $351,217 | $0 | $0 | $0 | $351,217 |

**Trumbull Board of Education Expense vs Budget Detail**
**By Object**
**Report for the Period Ended 8/31/2023**

| Account # | Account Description | Budget Original | Budget Transfers | Budget Revised | July Expended | August Expended | Committed/ Estimates | Available/ (Over) |
|---|---|---|---|---|---|---|---|---|
| 01612120-51110 | HMS-Guidance-Teacher Salaries | $302,655 | $0 | $302,655 | $0 | $13,569 | $0 | $289,086 |
| 01612220-51110 | HMS-Library-Teacher Salaries | $118,741 | $0 | $118,741 | $0 | $0 | $0 | $118,741 |
| 01612400-51110 | HMS-Admin-Teacher Xtra days | $0 | $0 | $0 | $0 | $0 | $0 | $0 |
| 01621001-51110 | MMS-Classroom-Teacher Salaries | $4,343,480 | $0 | $4,343,480 | $0 | $0 | $0 | $4,343,480 |
| 01621001-51111 | MMS-Teacher Specialists | $81,532 | $0 | $81,532 | $0 | $0 | $0 | $81,532 |
| 01621016-51110 | MMS-Music-Teacher Salaries | $310,541 | $0 | $310,541 | $0 | $0 | $0 | $310,541 |
| 01621019-51110 | MMS-PE/Health-Teacher Salaries | $392,553 | $0 | $392,553 | $0 | $0 | $0 | $392,553 |
| 01622120-51110 | MMS-Guidance-Teacher Salaries | $313,716 | $0 | $313,716 | $0 | $13,569 | $0 | $300,147 |
| 01622220-51110 | MMS-Library-Teacher Salaries | $118,741 | $0 | $118,741 | $0 | $0 | $0 | $118,741 |
| 01622400-51110 | MMS-Admin-Teacher Xtra days | $0 | $0 | $0 | $0 | $0 | $0 | $0 |
| 01711001-51110 | THS-Classroom-Teacher Salaries | $11,554,051 | $0 | $11,554,051 | $0 | $27,138 | $0 | $11,526,913 |
| 01711001-51111 | THS-Teacher Specialists | $122,146 | $0 | $122,146 | $0 | $0 | $0 | $122,146 |
| 01711003-51110 | THS-Admin-Detention Duty | $0 | $0 | $0 | $0 | $0 | $0 | $0 |
| 01711006-51110 | THS-Ag Science-Teachers Salaries | $631,145 | $0 | $631,145 | $0 | $49,753 | $0 | $581,392 |
| 01711011-51110 | THS-World Language-Teacher Salaries | $0 | $0 | $0 | $0 | $0 | $0 | $0 |
| 01711016-51110 | THS-Music-Teacher Salaries | $280,483 | $0 | $280,483 | $0 | $0 | $0 | $280,483 |
| 01711019-51110 | THS-PE/Health-Teacher Salaries | $835,915 | $0 | $835,915 | $0 | $4,523 | $0 | $831,392 |
| 01711022-51110 | THS-Alternate School-Teachers Salaries | $415,242 | $0 | $415,242 | $0 | $0 | $0 | $415,242 |
| 01711028-51110 | THS-Admin-Teacher Xtra Tme | $0 | $0 | $0 | $0 | $0 | $0 | $0 |
| 01712120-51110 | THS-Guidance-Teacher Salaries | $1,383,546 | $0 | $1,383,546 | $0 | $63,322 | $0 | $1,320,224 |
| 01712220-51110 | THS-Library-Teacher Salaries | $94,530 | $0 | $94,530 | $0 | $0 | $0 | $94,530 |
| 01712400-51110 | THS-Detention-Teacher Salaries | $3,500 | $0 | $3,500 | $0 | $0 | $0 | $3,500 |
| 01912520-51196 | D/W-Admin-Retirement/LOA Savings | ($600,000) | $0 | ($600,000) | $0 | $0 | $0 | ($600,000) |
| 01912520-51197 | D/W-Admin-Degree Changes | $70,000 | $0 | $70,000 | $0 | $0 | $0 | $70,000 |
| | **Teachers Total** | **$55,876,304** | **$0** | **$55,876,304** | **$122,067** | **$433,068** | **$180,912** | **$55,262,324** |
| **Custodians/Maintenance** | | | | | | | | |
| 01842610-51140 | Facilities-Custodial-Salaries | $2,983,630 | $0 | $2,983,630 | $162,013 | $374,782 | $2,621,605 | ($12,756) |
| 01842610-51141 | Facilities-Custodial-Custodial OT | $125,000 | $0 | $125,000 | $3,128 | $12,668 | $0 | $112,332 |
| 01842610-51142 | Facilities-Custodial-School OT | $130,000 | $0 | $130,000 | $418 | $1,292 | $0 | $128,708 |
| 01842610-51143 | Facilities-Snow Removal-Salaries | $0 | $0 | $0 | $0 | $0 | $0 | $0 |
| 01842610-51145 | Facilities-Custodial- Custodial Support | $9,360 | $0 | $9,360 | $585 | $1,290 | $0 | $8,070 |
| 01842610-51149 | Facilities-Custodial-Custodial Night Diff | $7,000 | $0 | $7,000 | $0 | $16 | $0 | $6,984 |
| 01852620-51140 | Facilities-Maintenance-Salaries | $819,958 | $0 | $819,958 | $43,481 | $101,753 | $707,212 | $10,993 |
| 01852620-51141 | Facilities-Maintenance-Maint OT | $25,000 | $0 | $25,000 | $0 | $5,583 | $0 | $19,417 |
| 01852620-51142 | Facilities-Maintenance-Security Checks | $0 | $0 | $0 | $0 | $0 | $0 | $0 |
| 01852620-51145 | Facilities-Maintenance-Summer Help | $32,000 | $0 | $32,000 | $10,635 | $25,328 | $0 | $6,673 |
| | **Custodians/Maintenance Total** | **$4,131,948** | **$0** | **$4,131,948** | **$220,260** | **$522,712** | **$3,328,816** | **$280,420** |
| **Tech Support** | | | | | | | | |
| 01422220-51124 | Tech-Dist A/V/Ch 17-Technician | $0 | $0 | $0 | $0 | $0 | $0 | $0 |
| 01422520-51129 | Tech-Admin-Other Technical | $512,024 | $0 | $512,024 | $39,377 | $74,859 | $347,364 | $89,801 |
| 01422520-51141 | Tech-Admin-Xtra Time/Help | $15,000 | $0 | $15,000 | $1,532 | $3,974 | $0 | $11,026 |
| | **Tech Support Total** | **$527,024** | **$0** | **$527,024** | **$40,908** | **$78,833** | **$347,364** | **$100,828** |
| **Administative Support** | | | | | | | | |
| 01011000-51130 | TECEC-Admin-Secy 12 Mth | $25,507 | $0 | $25,507 | $1,939 | $3,878 | $21,331 | $298 |
| 01011000-51131 | TECEC-Admin-Secy 10 Mth | $52,113 | $0 | $52,113 | $0 | $2,004 | $50,109 | $0 |
| 01011000-51135 | TECEC-Admin-Clerical Xtra Time | $1,300 | $0 | $1,300 | $182 | $848 | $0 | $452 |
| 01011200-51130 | PPS-Admin-Secy 12 Mth | $150,623 | $0 | $150,623 | $11,353 | $22,785 | $126,456 | $1,382 |
| 01011200-51135 | PPS-Admin-Clerical Xtra Time | $1,000 | $0 | $1,000 | $364 | $417 | $0 | $583 |
| 01402320-51130 | Asst Super-Admin-Secy 12 Mth | $76,958 | $0 | $76,958 | $5,851 | $12,303 | $64,326 | $329 |
| 01402320-51135 | Asst Super-Admin-Clerical Xtra Time | $0 | $0 | $0 | $0 | $0 | $0 | $0 |
| 01412210-51130 | Curr Dir-Admin-Secy 12 Mth | $67,799 | $0 | $67,799 | $5,195 | $10,390 | $57,147 | $262 |
| 01412210-51135 | Curr Dir-Admin-Clerical Xtra Time | $0 | $0 | $0 | $0 | $0 | $0 | $0 |
| 01422520-51130 | Tech-Admin-Secy 12 Mth | $58,654 | $0 | $58,654 | $4,480 | $8,975 | $49,438 | $241 |
| 01422520-51135 | Tech-Admin--Clerical Xtra Time | $0 | $0 | $0 | $11 | $11 | $0 | ($11) |
| 01512400-51130 | BHES-Admin-Secy 12 Mth | $66,169 | $0 | $66,169 | $5,050 | $10,099 | $55,546 | $524 |
| 01512400-51131 | BHES-Admin-Secy 10 Mth | $42,344 | $0 | $42,344 | $0 | $1,629 | $40,716 | $0 |
| 01512400-51135 | BHES-Admin-Clerical Xtra Time | $0 | $0 | $0 | $0 | $0 | $0 | $0 |
| 01522400-51130 | FTES-Admin-Secy 12 Mth | $66,449 | $0 | $66,449 | $5,050 | $10,649 | $55,546 | $254 |
| 01522400-51131 | FTES-Admin-Secy 10 Mth | $43,236 | $0 | $43,236 | $0 | $2,443 | $40,793 | $0 |
| 01522400-51135 | FTES-Admin-Clerical Xtra Time | $0 | $0 | $0 | $83 | $209 | $0 | ($209) |
| 01532400-51130 | DFES-Admin-Secy 12 Mth | $66,499 | $0 | $66,499 | $5,050 | $10,699 | $55,546 | $254 |
| 01532400-51131 | DFES-Admin-Secy 10 Mth | $42,344 | $0 | $42,344 | $0 | $1,629 | $40,716 | $0 |
| 01532400-51135 | DFES-Admin-Clerical Xtra Time | $0 | $0 | $0 | $12 | $31 | $0 | ($31) |
| 01542400-51130 | MBES-Admin-Secy 12 Mth | $65,899 | $0 | $65,899 | $5,050 | $10,099 | $55,546 | $254 |
| 01542400-51131 | MBES-Admin-Secy 10 Mth | $37,234 | $0 | $37,234 | $0 | $1,432 | $35,802 | $0 |
| 01542400-51135 | MBES-Admin-Clerical Xtra Time | $0 | $0 | $0 | $0 | $0 | $0 | $0 |
| 01552400-51130 | JRES-Admin-Secy 12 Mth | $66,499 | $0 | $66,499 | $5,050 | $10,699 | $55,546 | $254 |
| 01552400-51131 | JRES-Admin-Secy 10 Mth | $42,344 | $0 | $42,344 | $0 | $1,629 | $40,716 | $0 |
| 01552400-51135 | JRES-Admin-Clerical Xtra Time | $500 | $0 | $500 | $0 | $36 | $0 | $464 |
| 01582400-51130 | TES-Admin-Secy 12 Mth | $66,189 | $0 | $66,189 | $5,050 | $10,099 | $55,546 | $544 |

**Trumbull Board of Education Expense vs Budget Detail**
**By Object**
**Report for the Period Ended 8/31/2023**

| Account # | Account Description | Budget Original | Budget Transfers | Budget Revised | July Expended | August Expended | Committed/ Estimates | Available/ (Over) |
|---|---|---|---|---|---|---|---|---|
| 01582400-51131 | TES-Admin-Secy 10 Mth | $42,344 | $0 | $42,344 | $0 | $1,629 | $40,716 | ($0) |
| 01582400-51135 | TES-Admin-Clerical Xtra Time | $500 | $0 | $500 | $12 | $12 | $0 | $488 |
| 01612120-51131 | HMS-Guidance-Secy 10 Mth | $52,113 | $0 | $52,113 | $0 | $2,004 | $50,109 | $0 |
| 01612120-51135 | HMS-Guidance-Clerical Xtra Time | $0 | $0 | $0 | $0 | $0 | $0 | $0 |
| 01612400-51130 | HMS-Admin-Secy 12 Mth | $66,189 | $0 | $66,189 | $5,050 | $10,099 | $55,546 | $544 |
| 01612400-51131 | HMS-Admin-Secy 10 Mth | $43,112 | $0 | $43,112 | $0 | $1,658 | $41,454 | $0 |
| 01612400-51135 | HMS-Admin-Clerical Xtra Time | $0 | $0 | $0 | $0 | $0 | $0 | $0 |
| 01622120-51131 | MMS-Guidance-Secy 10 Mth | $53,101 | $0 | $53,101 | $0 | $2,023 | $50,578 | $500 |
| 01622120-51135 | MMS-Guidance-Clerical Xtra Time | $0 | $0 | $0 | $0 | $23 | $0 | ($23) |
| 01622400-51130 | MMS-Admin-Secy 12 Mth | $65,899 | $0 | $65,899 | $5,061 | $10,385 | $55,546 | ($32) |
| 01622400-51131 | MMS-Admin-Secy 10 Mth | $52,113 | $0 | $52,113 | $0 | $1,932 | $40,570 | $9,611 |
| 01622400-51135 | MMS-Admin-Clerical Xtra Time | $0 | $0 | $0 | $0 | $0 | $0 | $0 |
| 01711006-51131 | THS-Ag Science-Secy 10 Mths | $39,803 | $0 | $39,803 | $0 | $1,867 | $37,936 | $0 |
| 01711006-51135 | THS-Ag Science-Secy Xtra Time | $459 | $0 | $459 | $0 | $348 | $0 | $111 |
| 01711022-51131 | THS-Alternate School-Secy 10 Mths | $0 | $0 | $0 | $0 | $0 | $0 | $0 |
| 01712120-51130 | THS-Guidance-Secy 12 Mths | $190,634 | $0 | $190,634 | $15,124 | $29,918 | $159,984 | $732 |
| 01712120-51135 | THS-Guidance-Clerical Xtra Time | $0 | $0 | $0 | $0 | $11 | $0 | ($11) |
| 01712220-51130 | THS-Library-Secy 12 Mths | $0 | $0 | $0 | $121 | $121 | $0 | ($121) |
| 01712220-51131 | THS-Library-Secy 10 Mths | $0 | $0 | $0 | $0 | $0 | $0 | $0 |
| 01712220-51135 | THS-Library-Clerical Xtra Time | $0 | $0 | $0 | $0 | $0 | $0 | $0 |
| 01712400-51130 | THS-Admin-Secy 12 Mth | $122,919 | $0 | $122,919 | $9,359 | $18,732 | $105,626 | ($1,439) |
| 01712400-51131 | THS-Admin-Secy 10 Mth | $156,828 | $0 | $156,828 | $0 | $5,639 | $140,985 | $10,203 |
| 01712400-51135 | THS-Admin-Clerical Xtra Time | $250 | $0 | $250 | $0 | $0 | $0 | $250 |
| 01713201-51131 | Sports-Sports General-Secy 10 Mths | $43,112 | $0 | $43,112 | $0 | $1,658 | $41,454 | $0 |
| 01713201-51135 | Sports-Sports Gen-Clerical Xtra Time | $4,500 | $0 | $4,500 | $0 | $0 | $0 | $4,500 |
| 01802320-51115 | Super-Personnel-Support Staff | $177,247 | $0 | $177,247 | $14,004 | $28,157 | $149,090 | $0 |
| 01802320-51131 | Super-Personnel-Support Staff-10 Mth | $47,494 | $0 | $47,494 | $0 | $0 | $0 | $47,494 |
| 01802320-51135 | Super-Personnel-Clerical Xtra Time | $0 | $0 | $0 | $437 | $1,280 | $0 | ($1,280) |
| 01822230-51130 | Facilities-Admin-Secy 12 Mth | $134,899 | $0 | $134,899 | $5,050 | $11,098 | $77,510 | $46,291 |
| 01822230-51135 | Facilities-Admin-Clerical Xtra Time | $0 | $0 | $0 | $0 | $0 | $0 | $0 |
| 01882700-51130 | Trans-Admin-Secy 12 Mth | $113,466 | $0 | $113,466 | $8,655 | $13,019 | $47,995 | $52,452 |
| 01882700-51131 | Trans-Admin-Secy 10 Mth | $0 | $0 | $0 | $0 | $0 | $0 | $0 |
| 01882700-51135 | Trans-Admin-Clerical Xtra Time | $3,890 | $0 | $3,890 | $549 | $367 | $0 | $3,523 |
| 01902310-51136 | Super-BOE-Secy-BOE Mtgs | $4,000 | $0 | $4,000 | $175 | $350 | $0 | $3,650 |
| 01902320-51130 | Super-Admin-Support Staff | $159,424 | $0 | $159,424 | $12,419 | $25,168 | $136,611 | ($2,355) |
| 01902320-51135 | Super-Admin-Clerical Xtra Time | $0 | $0 | $0 | $0 | $0 | $0 | $0 |
| 01912520-51130 | Bus Off-Admin-Support 12 Mth | $303,681 | $0 | $303,681 | $24,516 | $48,233 | $256,479 | ($1,030) |
| 01912520-51135 | Bus Off-Admin-Support-Clerical Xtra Time | $1,500 | $0 | $1,500 | $81 | $593 | $0 | $907 |
| 01922530-51135 | Asst Super-Admin-Clerical Xtra Time | $2,000 | $0 | $2,000 | $404 | $864 | $0 | $1,136 |
| | **Administrative Support Total** | **$2,921,139** | **$0** | **$2,921,139** | **$160,785** | **$350,183** | **$2,389,010** | **$181,946** |
| **Paras & Aides** | | | | | | | | |
| 01011000-51120 | TECEC-Classroom-Paras | $244,027 | $0 | $244,027 | $0 | $0 | $0 | $244,027 |
| 01011000-51122 | TECEC-Classroom-ABA Paras | $275,633 | $0 | $275,633 | $0 | $0 | $0 | $275,633 |
| 01011200-51120 | PPS-L/W-Instructional Paras | $2,616,637 | $0 | $2,616,637 | $0 | $525 | $0 | $2,616,112 |
| 01011200-51121 | PPS-D/W-Para Xtra Time | $100,000 | $0 | $100,000 | $0 | $0 | $0 | $100,000 |
| 01011200-51122 | PPS-L/W-ABA Paras | $1,486,608 | $0 | $1,486,608 | $0 | $0 | $0 | $1,486,608 |
| 01032130-51128 | PPS-L/W-Health Aides | $88,967 | $0 | $88,967 | $0 | $0 | $0 | $88,967 |
| 01371200-51122 | PPS-ESY-ABA Paras | $82,400 | $0 | $82,400 | $54,996 | $95,881 | $0 | ($13,481) |
| 01371200-51128 | PPS-ESY-Health Aides | $0 | $0 | $0 | $4,296 | $8,419 | $0 | ($8,419) |
| 01371200-51129 | PPS-ESY-Para | $51,500 | $0 | $51,500 | $31,300 | $45,384 | $0 | $6,116 |
| 01412210-51120 | PPS-D/W-Para Training | $10,000 | $0 | $10,000 | $0 | $0 | $10,000 | $0 |
| 01511001-51120 | BHES-Classroom-Instructional Aides | $57,686 | $0 | $57,686 | $0 | $0 | $57,686 | $0 |
| 01512400-51120 | BHES-Admin-Paras | $20,789 | $0 | $20,789 | $0 | $0 | $20,789 | $0 |
| 01521001-51120 | FTES-Classroom-Instructional Aides | $58,731 | $0 | $58,731 | $0 | $0 | $58,731 | ($0) |
| 01522400-51120 | FTES-Admin-Paras | $41,287 | $0 | $41,287 | $0 | $0 | $0 | $41,287 |
| 01531001-51120 | DFES-Classroom-Instructional Aides | $51,700 | $0 | $51,700 | $0 | $0 | $51,700 | $0 |
| 01532400-51120 | DFES-Admin-Paras | $20,351 | $0 | $20,351 | $0 | $0 | $20,351 | $0 |
| 01541001-51120 | MBES-Classroom-Instructional Aides | $51,785 | $0 | $51,785 | $0 | $0 | $51,785 | $0 |
| 01542400-51120 | MBES-Admin-Paras | $12,893 | $0 | $12,893 | $0 | $0 | $12,893 | ($0) |
| 01551001-51120 | JRES-Classroom-Instructional Aides | $56,641 | $0 | $56,641 | $0 | $0 | $56,641 | $0 |
| 01552400-51120 | JRES-Admin-Paras | $23,292 | $0 | $23,292 | $0 | $0 | $23,292 | ($0) |
| 01581001-51120 | TES-Classroom-Instructional Aides | $58,731 | $0 | $58,731 | $0 | $0 | $58,731 | ($0) |
| 01582400-51120 | TES-Admin-Paras | $23,466 | $0 | $23,466 | $0 | $0 | $23,466 | $0 |
| 01612220-51120 | HMS-Library-Paras | $0 | $0 | $0 | $0 | $0 | $0 | $0 |
| 01612400-51120 | HMS-Admin-Admin Para | $13,185 | $0 | $13,185 | $0 | $0 | $13,185 | ($0) |
| 01622220-51120 | MMS-Library-Paras | $0 | $0 | $0 | $0 | $0 | $0 | $0 |
| 01622400-51120 | MMS-Admin-Admin Para | $13,783 | $0 | $13,783 | $0 | $0 | $13,783 | ($0) |
| 01712400-51120 | THS-L/W-Paras | $82,724 | $0 | $82,724 | $0 | $0 | $82,724 | ($0) |
| | **Paras & Aides Total** | **$5,542,815** | **$0** | **$5,542,815** | **$90,592** | **$150,209** | **$555,757** | **$4,836,848** |
| **Substitutes** | | | | | | | | |
| 01802320-51113 | Substitute Administrators | $0 | $0 | $0 | $0 | $0 | $0 | $0 |
| 01802320-51117 | Substitute Teachers | $800,000 | $0 | $800,000 | $0 | $0 | $800,000 | $0 |

**Trumbull Board of Education Expense vs Budget Detail**
**By Object**
**Report for the Period Ended 8/31/2023**

| Account # | Account Description | Budget Original | Budget Transfers | Budget Revised | July Expended | August Expended | Committed/ Estimates | Available/ (Over) |
|---|---|---|---|---|---|---|---|---|
| 01802320-51119 | Super-Personnel-Teacher Extra | $0 | $0 | $0 | $1,863 | $3,500 | $0 | ($3,500) |
| 01802320-51129 | Substitute Paraprofessionals | $200,000 | $0 | $200,000 | $0 | $0 | $200,000 | $0 |
| 01802320-51139 | Substitute Secretaries | $10,000 | $0 | $10,000 | $1,404 | $2,982 | $7,018 | $0 |
| 01802320-51140 | Facilities-Admin-Substitutes | $55,000 | $0 | $55,000 | $2,183 | $5,349 | $49,651 | $0 |
| | **Substitutes Total** | **$1,065,000** | **$0** | **$1,065,000** | **$5,450** | **$11,832** | **$1,056,668** | **($3,500)** |
| **Coaches & Advisors** | | | | | | | | |
| 01613202-51116 | HMS-Activities-Advisors | $45,000 | $0 | $45,000 | $0 | $0 | $45,000 | $0 |
| 01623202-51116 | MMS-Activities-Advisors | $45,000 | $0 | $45,000 | $0 | $0 | $45,000 | $0 |
| 01711016-51116 | THS-Music-Directors | $0 | $0 | $0 | $0 | $0 | $0 | $0 |
| 01713202-51116 | THS-Activities-Advisors | $129,863 | $0 | $129,863 | $0 | $0 | $129,863 | $0 |
| 01713201-51116 | Sports-Sports General-Coaches | $796,781 | $0 | $796,781 | $0 | $11,250 | $123,755 | $661,776 |
| 01713201-51129 | Sports-Sports General-Other Non Certified | $0 | $0 | $0 | $582 | $1,444 | $0 | ($1,444) |
| 01713201-51170 | Sports-Athletic Game Staff | $0 | $0 | $0 | $0 | $200 | $0 | ($200) |
| | **Coaches & Advisors Total** | **$1,016,644** | **$0** | **$1,016,644** | **$582** | **$12,894** | **$343,618** | **$660,132** |
| **Salaries Other** | | | | | | | | |
| 01011200-51117 | PPS-L/W-Teacher Subs | $0 | $0 | $0 | $0 | $0 | $0 | $0 |
| 01011201-51117 | PPS-L/W-Tutors Homebound | $32,212 | $0 | $32,212 | $1,203 | $1,403 | $0 | $30,809 |
| 01011203-51117 | PPS-L/W-Tutors Tutorial | $77,000 | $0 | $77,000 | $0 | $0 | $77,000 | $0 |
| 01011204-51117 | PPS-L/W-Tutors Expulsions | $10,000 | $0 | $10,000 | $0 | $0 | $10,000 | $0 |
| 01032130-51123 | PPS-L/W-OT/PT Therapists | $570,783 | $0 | $570,783 | $0 | $0 | $0 | $570,783 |
| 01331200-51126 | PPS-SPED-Work Experience | $6,000 | $0 | $6,000 | ($18) | $503 | $0 | $5,497 |
| 01401201-51117 | Asst Super-L/W-Tutors Homebound | $1,500 | $0 | $1,500 | $0 | $0 | $0 | $1,500 |
| 01401203-51117 | Asst Super-L/W-Tutors Tutorial | $3,500 | $0 | $3,500 | $0 | $0 | $0 | $3,500 |
| 01401204-51117 | Asst Super-L/W-Tutors Expulsions | $7,000 | $0 | $7,000 | $0 | $0 | $0 | $7,000 |
| 01412210-51129 | Curr Dir-D/W-Other Non-Certified | $77,634 | $0 | $77,634 | $5,949 | $12,190 | $65,437 | $7 |
| 01711006-51129 | THS-Ag Science-Misc Salaries | $6,000 | $0 | $6,000 | $198 | $995 | $0 | $5,005 |
| 01802320-51127 | Substitute-Security Guards | $0 | $0 | $0 | $0 | $237 | $0 | ($237) |
| 01822230-51127 | Facilities-D/W-Security Guards | $826,935 | $0 | $826,935 | $8,309 | $20,544 | $809,374 | ($2,983) |
| 01822230-51128 | Facilities-D/W-Security Guards OT | $25,000 | $0 | $25,000 | $1,639 | $3,405 | $0 | $21,595 |
| 01922530-51129 | Asst Super-Info Svcs-Oth Non-Certified | $77,634 | $0 | $77,634 | $5,949 | $11,898 | $65,437 | $300 |
| | **Salaries Other** | **$1,721,198** | **$0** | **$1,721,198** | **$23,229** | **$51,175** | **$1,027,247** | **$642,776** |
| **Misc Salary Items** | | | | | | | | |
| 01912520-51198 | D/W-Admin-Retiree Payments | $300,000 | $0 | $300,000 | $242,347 | $295,641 | $0 | $4,359 |
| 01912520-51199 | D/W-Admin-Reserve For Negotiations | $49,000 | $0 | $49,000 | $0 | $0 | $0 | $49,000 |
| | **Misc Salary Items Total** | **$349,000** | **$0** | **$349,000** | **$242,347** | **$295,641** | **$0** | **$53,359** |
| | **Salaries Total** | **$78,419,621** | **$0** | **$78,419,621** | **$1,286,072** | **$2,679,902** | **$13,696,884** | **$62,042,835.90** |
| **Employee Benefits** | | | | | | | | |
| **Health Insurance** | | | | | | | | |
| 01912520-52002 | Benefits-Health & Dental | $18,684,896 | $0 | $18,684,896 | $1,998,170 | $3,856,225 | $20,271,095 | ($5,442,424) |
| 01912520-52011 | Benefits-Health Premium Share - Medical | $0 | $0 | $0 | ($576,876) | ($674,306) | ($4,468,754) | $5,143,060 |
| 01912520-52012 | Benefits-Health Premium Share - Dental | $0 | $0 | $0 | ($35,383) | ($41,211) | ($253,611) | $294,822 |
| | **Health Insurance Total** | **$18,684,896** | **$0** | **$18,684,896** | **$1,385,911** | **$3,140,708** | **$15,548,730** | **($4,542)** |
| **FICA** | | | | | | | | |
| 01912520-52001 | Benefits-FICA | $1,960,691 | $0 | $1,960,691 | $57,170 | $117,267 | $1,843,424 | $0 |
| | **FICA** | **$1,960,691** | **$0** | **$1,960,691** | **$57,170** | **$117,267** | **$1,843,424** | **$0** |
| **Other Insurance** | | | | | | | | |
| 01912520-52003 | D/W-Admin-Medical Waiver | $200,000 | $0 | $200,000 | $0 | $0 | $200,000 | $0 |
| 01912520-52004 | Benefits-Disability Insurance | $22,000 | $0 | $22,000 | $1,814 | $3,553 | $19,147 | ($700) |
| 01912520-52005 | Benefits-Life Insurance | $120,000 | $0 | $120,000 | $8,928 | $17,943 | $109,108 | ($7,051) |
| | **Other Insurance Total** | **$342,000** | **$0** | **$342,000** | **$10,742** | **$21,496** | **$328,254** | **($7,751)** |
| **Unemployment** | | | | | | | | |
| 01912520-52006 | D/W-Admin-Unemployment | $30,000 | $0 | $30,000 | $0 | $0 | $30,000 | $0 |
| | **Unemployment Total** | **$30,000** | **$0** | **$30,000** | **$0** | **$0** | **$30,000** | **$0** |
| **Benefits Other** | | | | | | | | |
| 01912520-52007 | Benefits-Workers Compensation | $0 | $0 | $0 | $0 | $0 | $0 | $0 |
| 01912520-52008 | Benefits-Administrative Fees | $18,000 | $0 | $18,000 | $3,344 | $4,180 | $9,528 | $4,292 |
| 01912520-52010 | Benefits-TBOE 401a Contribution | $240,000 | $0 | $240,000 | $11,603 | $24,383 | $215,617 | $0 |
| | **Benefits Other Total** | **$258,000** | **$0** | **$258,000** | **$14,947** | **$28,563** | **$225,145** | **$4,292** |

**Trumbull Board of Education Expense vs Budget Detail**
**By Object**
**Report for the Period Ended 8/31/2023**

| Account # | Account Description | Budget Original | Budget Transfers | Budget Revised | July Expended | August Expended | Committed/ Estimates | Available/ (Over) |
|---|---|---|---|---|---|---|---|---|
| | **Employee Benefits Total** | **$21,275,587** | **$0** | **$21,275,587** | **$1,468,769** | **$3,308,035** | **$17,975,553** | **($8,001)** |
| **Purchased Professional Services** | | | | | | | | |
| **Legal** | | | | | | | | |
| 01011200-53308 | PPS-Admin-Legal SPED | $140,000 | $0 | $140,000 | $0 | $0 | $140,000 | $0 |
| 01902310-53308 | Super-BOE-Legal-Reg Ed | $110,000 | $0 | $110,000 | $0 | $0 | $110,350 | ($350) |
| | **Legal Total** | **$250,000** | **$0** | **$250,000** | **$0** | **$0** | **$250,350** | **($350)** |
| **Service Contracts** | | | | | | | | |
| 01011200-53300 | PPS-Admin-Prof Purch'd Services | $67,000 | $0 | $67,000 | $4,506 | $4,506 | $0 | $62,494 |
| 01052130-53305 | PPS-Health Services-Service Contracts | $62,000 | $0 | $62,000 | $0 | $0 | $0 | $62,000 |
| 01422520-53305 | Tech-Admin-Maintenance Contracts | $27,800 | $0 | $27,800 | $0 | $0 | $5,165 | $22,635 |
| 01882700-53303 | Trans-Admin-Software Support | $7,500 | $0 | $7,500 | $0 | $7,977 | $0 | ($477) |
| 01922530-53301 | Bus Off-Admin-Prof Purch'd Svcs | $82,000 | $0 | $82,000 | $86,647 | $86,813 | $0 | ($4,813) |
| 01922530-53302 | Asst Super-Info Svcs-Dbase Students | $195,407 | $0 | $195,407 | $179,506 | $179,506 | $0 | $15,901 |
| | **Service Contracts Total** | **$441,707** | **$0** | **$441,707** | **$270,658** | **$278,802** | **$5,165** | **$157,740** |
| **Consultants** | | | | | | | | |
| 01011201-53210 | PPS Homebound Instructional Services | $0 | $0 | $0 | $0 | $0 | $0 | $0 |
| 01401201-53210 | Homebound Instructional Services | $5,000 | $0 | $5,000 | $0 | $0 | $0 | $5,000 |
| 01011200-53230 | PPS-L/W-Consultants | $300,000 | $0 | $300,000 | $2,175 | $26,109 | $295,421 | ($21,530) |
| | **Consultants Total** | **$305,000** | **$0** | **$305,000** | **$2,175** | **$26,109** | **$295,421** | **($16,530)** |
| **Other Professional Services** | | | | | | | | |
| 01412210-53300 | Curr Dir-D/W-Other Professional Svcs | $10,000 | $0 | $10,000 | $0 | $0 | $0 | $10,000 |
| 01422214-53300 | Tech-L/W-Other Professional Svcs | $4,500 | $0 | $4,500 | $633 | $795 | $8,665 | ($4,961) |
| 01422220-53300 | Tech-Dist AV/Ch17-Other Prof Svcs | $3,500 | $0 | $3,500 | $0 | $0 | $0 | $3,500 |
| 01422520-53300 | Tech-Admin-Other Professional Svcs | $6,800 | $0 | $6,800 | $0 | $0 | $0 | $6,800 |
| 01613202-53301 | HMS-Activities-Police | $0 | $0 | $0 | $0 | $0 | $0 | $0 |
| 01623202-53301 | MMS-Activities-Police | $800 | $0 | $800 | $0 | $0 | $0 | $800 |
| 01711016-53300 | THS-Music-Other Professional Svcs | $47,575 | $0 | $47,575 | $0 | $0 | $950 | $46,625 |
| 01712120-53220 | THS-Guidance-Career Guidance | $920 | $0 | $920 | $0 | $0 | $0 | $920 |
| 01712400-53301 | THS-Admin-Police Services | $65,000 | $0 | $65,000 | $0 | $0 | $0 | $65,000 |
| 01713201-53300 | Sports-Sports GeneraL-Purch'd Svcs | $139,000 | $0 | $139,000 | $0 | $0 | $142,000 | ($3,000) |
| 01713201-53301 | Athletic Student Activity-Police Services | $15,000 | $0 | $15,000 | ($1,900) | ($1,900) | $15,000 | $1,900 |
| 01852647-53300 | Facilities-Bldg Improvement-Oth Prof Svcs | $3,000 | $0 | $3,000 | $0 | $0 | $0 | $3,000 |
| 01882700-53300 | Transportation-Professional Svcs | $0 | $0 | $0 | $0 | $0 | $0 | $0 |
| 01902310-53300 | Super-BOE-Professional Services | $26,000 | $0 | $26,000 | $22,449 | $23,039 | $3,054 | ($93) |
| 01912520-53300 | Bus Off-Admin-Professional Svcs | $500 | $0 | $500 | $0 | $0 | $0 | $500 |
| 01912520-53310 | Bus Off-Admin-Athletic Insurance | $93,000 | $0 | $93,000 | $92,602 | $92,602 | $0 | $398 |
| 01922530-53304 | Bus Off-Admin-Training | $0 | $0 | $0 | $0 | $0 | $0 | $0 |
| | **Other Professional Services Total** | **$415,595** | **$0** | **$415,595** | **$113,783** | **$114,536** | **$169,670** | **$131,389** |
| | **Purchased Professional Services Total** | **$1,412,302** | **$0** | **$1,412,302** | **$386,617** | **$419,447** | **$720,606** | **$272,249** |
| **Purchased Property Services** | | | | | | | | |
| **Utilities** | | | | | | | | |
| 01842611-54101 | Facilities-D/W-Electricity | $1,170,000 | $0 | $1,170,000 | ($2,000) | $94,971 | $1,071,029 | $4,000 |
| 01842611-54105 | Facilities-D/W-Water | $125,000 | $0 | $125,000 | $0 | $9,606 | $115,394 | $0 |
| | **Utilities Total** | **$1,295,000** | **$0** | **$1,295,000** | **($2,000)** | **$104,576** | **$1,186,424** | **$4,000** |
| **Repairs & Service Fees** | | | | | | | | |
| 01052130-54300 | PPS-Health Svcs-Repairs & Svc Fees | $2,000 | $0 | $2,000 | $0 | $0 | $1,500 | $500 |
| 01422214-54300 | Tech-L/W-Repairs & Svc Fees | $800 | $0 | $800 | $0 | $0 | $0 | $800 |
| 01422220-54300 | Tech-Dist AV/Ch17-Repairs & Svc Fees | $500 | $0 | $500 | $0 | $0 | $0 | $500 |
| 01422520-54300 | Tech-Admin-Repairs & Svc Fees | $1,200 | $0 | $1,200 | $0 | $0 | $0 | $1,200 |
| 01711006-54300 | THS-Ag Science-Repairs & Svc Fees | $3,000 | $0 | $3,000 | $103 | $103 | $2,897 | $0 |
| 01842610-54300 | Facilities-Custodial-Repairs | $3,000 | $0 | $3,000 | $0 | $289 | $14,248 | ($11,537) |
| 01852622-54300 | Facilities-Snow Removal-Repairs & Svc Fees | $10,000 | $0 | $10,000 | $0 | $0 | $0 | $10,000 |
| 01852623-54300 | Facilities-Vehicles-Repairs & Svc Fees | $5,000 | $0 | $5,000 | $0 | $0 | $1,625 | $3,375 |
| 01852625-54300 | Facilities-Grounds-Repairs & Svc Fees | $8,000 | $0 | $8,000 | $80 | $80 | $9,800 | ($1,880) |
| 01852627-54300 | Facilities-Lawn Care-Repairs & Svc Fees | $5,000 | $0 | $5,000 | $0 | $0 | $10,900 | ($5,900) |
| 01852631-54300 | Facilities-Maintenance-Repairs & Svc Fees | $45,000 | $0 | $45,000 | $18,551 | $21,305 | $30,810 | ($7,115) |
| 01852632-54300 | Facilities-Inside Maint-Repairs & Svcs Fees | $5,000 | $0 | $5,000 | $0 | $0 | $2,000 | $3,000 |
| 01852633-54300 | Facilities-Electrical-Repairs & Svc Fees | $50,000 | $0 | $50,000 | $0 | $225 | $26,375 | $23,400 |
| 01852633-54301 | Facilities-Security-Service Contracts | $0 | $0 | $0 | $0 | $0 | $0 | $0 |
| 01852634-54300 | Facilities-Fire Protection-Repairs & Svc Fees | $20,000 | $0 | $20,000 | $0 | $4,136 | $23,737 | ($7,873) |

**Trumbull Board of Education Expense vs Budget Detail**
**By Object**
**Report for the Period Ended 8/31/2023**

| Account # | Account Description | Budget Original | Budget Transfers | Budget Revised | July Expended | August Expended | Committed/ Estimates | Available/ (Over) |
|---|---|---|---|---|---|---|---|---|
| 01852635-54300 | Facilities-Floor-Repairs & Svc Fees | $40,000 | $0 | $40,000 | $0 | $15,552 | $4,071 | $20,376 |
| 01852638-54300 | Facilities-Hardware-Repairs & Svc Fees | $0 | $0 | $0 | $0 | $0 | $0 | $0 |
| 01852637-54300 | Facilities-Glass-Repairs & Svc Fees | $5,000 | $0 | $5,000 | $0 | $350 | $4,650 | $0 |
| 01852639-54300 | Facilities-HVAC-Repairs & Svc Fees | $125,000 | $0 | $125,000 | $6,284 | $35,465 | $62,927 | $26,609 |
| 01852642-54300 | Facilities-Painting-Repairs & Svc Fees | $0 | $0 | $0 | $0 | $0 | $0 | $0 |
| 01852643-54300 | Facilities-Equipment-Repairs & Svc Fees | $7,500 | $0 | $7,500 | $0 | $0 | $4,920 | $2,580 |
| 01852644-54300 | Facilities-Plumbing-Repairs & Svc Fees | $5,000 | $0 | $5,000 | $0 | $0 | $9,498 | ($4,498) |
| 01852645-54300 | Facilities-Roofing-Repairs & Svc Fees | $40,000 | $0 | $40,000 | $0 | $6,449 | $6,260 | $27,291 |
| 01852646-54300 | Facilities-Pest Control-Repairs & Svc Fees | $10,000 | $0 | $10,000 | $0 | $780 | $9,220 | $0 |
| 01852647-54300 | Facilities-Bldg Improve-Repairs & Svc Fees | $20,000 | $0 | $20,000 | $0 | $0 | $0 | $20,000 |
| 01852648-54300 | Facilities-IAQ-Repairs & Svc Fees | $18,000 | $0 | $18,000 | $0 | $0 | $14,700 | $3,300 |
| 01852649-54300 | Facilities-Welding-Repairs & Svc Fees | $0 | $0 | $0 | $0 | $0 | $0 | $0 |
| | **Repairs & Service Fees Total** | **$429,000** | **$0** | **$429,000** | **$25,018** | **$84,735** | **$240,137** | **$104,128** |
| **Copiers** | | | | | | | | |
| 01422520-54409 | D/W Copiers | $243,820 | $0 | $243,820 | $0 | $20,415 | $219,585 | $3,820 |
| 01902320-54409 | D/W-Admin-Copiers | $0 | $0 | $0 | $0 | $0 | $0 | $0 |
| | **Copiers Total** | **$243,820** | **$0** | **$243,820** | **$0** | **$20,415** | **$219,585** | **$3,820** |
| **Other Purchased Property Services** | | | | | | | | |
| 01512400-54900 | BHES-Admin-Other Purch'd Svcs | $300 | $0 | $300 | $0 | $0 | $0 | $300 |
| 01522400-54900 | FTES-Admin-Other Purch'd Svcs | $300 | $0 | $300 | $0 | $0 | $0 | $300 |
| 01532400-54900 | DFES-Admin-Other Purch'd Svcs | $300 | $0 | $300 | $0 | $0 | $0 | $300 |
| 01542400-54900 | MBES-Admin-Other Purch'd Svcs | $0 | $0 | $0 | $0 | $0 | $0 | $0 |
| 01552400-54900 | JRES-Admin-Other Purch'd Svcs | $500 | $0 | $500 | $0 | $0 | $0 | $500 |
| 01582400-54900 | TES-Admin-Other Purch'd Svcs | $300 | $0 | $300 | $0 | $0 | $0 | $300 |
| 01611016-54900 | HMS-Music-Other Purch'd Property Svcs | $1,200 | $0 | $1,200 | $0 | $0 | $0 | $1,200 |
| 01612400-54900 | HMS-Classroom-Other Purch'd Svcs | $1,700 | $0 | $1,700 | $0 | $0 | $0 | $1,700 |
| 01621016-54900 | MMS-Music-Other Purch'd Property Svcs | $1,000 | $0 | $1,000 | $0 | $0 | $0 | $1,000 |
| 01622400-54900 | MMS-Classroom-Other Purch'd Svcs | $1,500 | $0 | $1,500 | $0 | $20 | $500 | $980 |
| 01711001-54900 | THS-Classroom-Other Purch'd Property Svcs | $0 | $0 | $0 | $0 | $21 | $0 | ($21) |
| 01711006-54900 | THS-Ag Science-Other Purch'd Prop Svcs | $3,000 | $0 | $3,000 | $0 | $267 | $1,650 | $1,083 |
| 01711014-54900 | THS-Technology Education-Other Purch'd Pro | $0 | $0 | $0 | $0 | $0 | $0 | $0 |
| 01711016-54201 | THS-Music-Uniform Cleaning | $1,500 | $0 | $1,500 | $0 | $0 | $950 | $550 |
| 01713201-54200 | Sports-Sports General-Cleaning Svcs | $15,000 | $0 | $15,000 | $0 | $0 | $15,000 | $0 |
| 01842610-54103 | Facilities-Custodial-Trash/Recycling | $75,000 | $0 | $75,000 | $8,491 | $9,010 | $59,748 | $6,242 |
| 01842610-54202 | Facilities-Custodial-Cleaning | $4,000 | $0 | $4,000 | $0 | $368 | $3,632 | $0 |
| 01852631-54301 | Facilities-Maint-Oth Prof Purch'd Svcs | $30,000 | $0 | $30,000 | $0 | $0 | $30,000 | $0 |
| 01852633-54301 | Facilities-Elevator-Oth Prof Purch'd Svcs | $0 | $0 | $0 | $0 | $0 | $0 | $0 |
| 01882700-54900 | Trans-Admin-Purch'd Property Svcs | $500 | $0 | $500 | $0 | $145 | $0 | $355 |
| | **Other Purch'd Property Services Total** | **$136,100** | **$0** | **$136,100** | **$8,491** | **$9,831** | **$111,480** | **$14,789** |
| | **Purchased Property Services Total** | **$2,103,920** | **$0** | **$2,103,920** | **$31,509** | **$219,558** | **$1,757,626** | **$126,737** |
| **Purchased Other Services** | | | | | | | | |
| **Transportation** | | | | | | | | |
| 01711006-55809 | THS-Ag Science-Transportation | $2,629 | $0 | $2,629 | $0 | $0 | $2,000 | $629 |
| 01711016-55809 | THS-Music-Transportation | $20,000 | $0 | $20,000 | $0 | $0 | $6,000 | $14,000 |
| 01711022-55809 | THS-Alternate School-Field Trips | $0 | $0 | $0 | $0 | $0 | $0 | $0 |
| 01713202-55807 | THS-Activities-Competitions | $45,000 | $0 | $45,000 | $0 | $0 | $0 | $45,000 |
| 01882700-55101 | Trans-Admin-Reg Buses | $3,734,011 | $0 | $3,734,011 | $0 | $0 | $3,510,000 | $224,011 |
| 01882700-55102 | Trans-Admin-ACE Trips | $3,600 | $0 | $3,600 | $0 | $0 | $0 | $3,600 |
| 01882700-55105 | Trans-Admin-SPED-Summer Buses | $288,742 | $0 | $288,742 | $0 | $0 | $275,000 | $13,742 |
| 01882700-55109 | Trans-Admin-Fuel | $383,205 | $0 | $383,205 | $7,161 | $12,036 | $325,352 | $45,816 |
| 01882700-55809 | Trans-Admin-Field Trips | $9,000 | $0 | $9,000 | $0 | $0 | $4,500 | $4,500 |
| 01882701-55101 | Trans-Admin-SPED In District | $1,548,838 | $0 | $1,548,838 | $0 | $0 | $1,685,450 | ($136,612) |
| 01882701-55105 | Trans-Admin-SPED Out of District | $847,637 | $0 | $847,637 | $0 | $7,503 | $735,077 | $105,057 |
| 01882701-55108 | Trans-Admin-Monitors | $277,387 | $0 | $277,387 | $0 | $0 | $195,000 | $82,387 |
| 01713201-55809 | THS-Transportation-Sports | $140,000 | $0 | $140,000 | $0 | $0 | $130,000 | $10,000 |
| | **Sports Transportation Total** | **$140,000** | **$0** | **$140,000** | **$0** | **$0** | **$130,000** | **$10,000** |
| | **Transportation Total** | **$7,300,049** | **$0** | **$7,300,049** | **$7,161** | **$19,539** | **$6,868,379** | **$412,130** |
| **Communications** | | | | | | | | |
| 01422520-55903 | Tech-Admin-Telephone Cell | $35,000 | $0 | $35,000 | $2,577 | $2,610 | $32,423 | ($33) |
| 01422520-55904 | Tech-Admin-Telephone LAN | $100,382 | $0 | $100,382 | $1,704 | $4,275 | $80,809 | $15,298 |
| 01422520-55907 | Tech-Admin-WAN Communications | $199,100 | $0 | $199,100 | $77,854 | $77,854 | $129,797 | ($8,551) |
| | **Communications Total** | **$334,482** | **$0** | **$334,482** | **$82,134** | **$84,739** | **$243,029** | **$6,714** |
| **Postage** | | | | | | | | |

**Trumbull Board of Education Expense vs Budget Detail**
**By Object**
**Report for the Period Ended 8/31/2023**

| Account # | Account Description | Budget Original | Budget Transfers | Budget Revised | July Expended | August Expended | Committed/ Estimates | Available/ (Over) |
|---|---|---|---|---|---|---|---|---|
| 01902320-55900 | Super-Admin-Postage | $35,000 | $0 | $35,000 | $0 | $270 | $46,005 | ($11,275) |
| | **Postage Total** | **$35,000** | **$0** | **$35,000** | **$0** | **$270** | **$46,005** | **($11,275)** |
| **Advertising** | | | | | | | | |
| 01802130-55903 | Human Resources-Admin-Advertising | $1,675 | $0 | $1,675 | $0 | $0 | $0 | $1,675 |
| 01912520-55903 | Bus Off-Admin-Advertising | $1,300 | $0 | $1,300 | $0 | $0 | $0 | $1,300 |
| | **Advertising Total** | **$2,975** | **$0** | **$2,975** | **$0** | **$0** | **$0** | **$2,975** |
| **Interns** | | | | | | | | |
| 01401000-55502 | THS-Classroom-Interns | $48,750 | $0 | $48,750 | $0 | $0 | $0 | $48,750 |
| 01401000-55503 | TECEC-Classroom-Interns | $0 | $0 | $0 | $0 | $0 | $0 | $0 |
| 01511001-55500 | BHES-Classroom-Interns | $32,500 | $0 | $32,500 | $0 | $0 | $0 | $32,500 |
| 01521001-55500 | FTES-Classroom-Interns | $32,500 | $0 | $32,500 | $0 | $0 | $0 | $32,500 |
| 01531001-55500 | DFES-Classroom-Interns | $32,500 | $0 | $32,500 | $0 | $0 | $0 | $32,500 |
| 01541001-55500 | MBES-Classroom-Interns | $32,500 | $0 | $32,500 | $0 | $0 | $0 | $32,500 |
| 01551001-55500 | JRES-Classroom-Interns | $32,500 | $0 | $32,500 | $0 | $0 | $0 | $32,500 |
| 01581001-55500 | TES-Classroom-Interns | $32,500 | $0 | $32,500 | $0 | $0 | $0 | $32,500 |
| 01611001-55500 | HMS-Classroom-Interns | $48,750 | $0 | $48,750 | $0 | $0 | $0 | $48,750 |
| 01621001-55500 | MMS-Classroom-Interns | $48,750 | $0 | $48,750 | $0 | $0 | $0 | $48,750 |
| | **Interns Total** | **$341,250** | **$0** | **$341,250** | **$0** | **$0** | **$0** | **$341,250** |
| **Tuition** | | | | | | | | |
| 01396110-55600 | PPS-L/W-Tuition Outplaced | $5,300,000 | $0 | $5,300,000 | $58,343 | $595,106 | $4,578,745 | $126,148 |
| 01396110-55601 | PPS-EXCESS COST REFUND(ECR) | ($1,381,942) | $0 | ($1,381,942) | $0 | $0 | ($1,381,942) | $0 |
| 01402320-55600 | Asst Super-Admin-Tuition | $454,000 | $0 | $454,000 | $0 | $0 | $0 | $454,000 |
| 01741200-55600 | Adult Ed - Outgoing Tuition | $61,050 | $0 | $61,050 | $0 | $0 | $61,050 | $0 |
| | **Tuition Total** | **$4,433,108** | **$0** | **$4,433,108** | **$58,343** | **$595,106** | **$3,257,853** | **$580,148** |
| **Printing** | | | | | | | | |
| 01011000-55906 | TECEC-Admin-Printing | $200 | $0 | $200 | $0 | $0 | $0 | $200 |
| 01011200-55906 | PPS-Admin-Printing | $500 | $0 | $500 | $0 | $0 | $125 | $375 |
| 01402320-55906 | Asst Super-Admin-Printing | $1,500 | $0 | $1,500 | $0 | $0 | $0 | $1,500 |
| 01412210-55906 | Curr Dir-Admin-Printing | $0 | $0 | $0 | $0 | $0 | $0 | $0 |
| 01612400-55906 | HMS-Classroom-Printing | $0 | $0 | $0 | $0 | $0 | $0 | $0 |
| 01622400-55906 | MMS-Classroom-Printing | $0 | $0 | $0 | $0 | $0 | $0 | $0 |
| 01711006-55906 | THS-Ag Science-Printing | $1,500 | $0 | $1,500 | $0 | $0 | $0 | $1,500 |
| 01712400-55906 | THS-Admin-Printing | $7,000 | $0 | $7,000 | $0 | $8,503 | $0 | ($1,503) |
| 01713202-55906 | THS-Activities-Printing | $500 | $0 | $500 | $0 | $0 | $0 | $500 |
| 01902320-55905 | Super-Admin-Printing | $550 | $0 | $550 | $0 | $0 | $0 | $550 |
| | **Printing Total** | **$11,750** | **$0** | **$11,750** | **$0** | **$8,503** | **$125** | **$3,122** |
| **Other Purch'd Services** | | | | | | | | |
| 01011000-55800 | TECEC-Admin-Professional Devt | $700 | $0 | $700 | $0 | $0 | $0 | $700 |
| 01011000-55900 | TECEC-Admin-Other Purch'd Prop Svcs | $7,000 | $0 | $7,000 | $0 | $481 | $4,510 | $2,009 |
| 01011200-55800 | PPS-Admin-Professional Devt | $20,000 | $0 | $20,000 | $1,999 | $0 | $750 | $19,250 |
| 01011200-55801 | PPS-D/W-Mileage | $10,000 | $0 | $10,000 | $0 | $208 | $0 | $9,792 |
| 01401203-55801 | Asst Super-L/W-Mileage | $9,000 | $0 | $9,000 | $0 | $260 | $0 | $8,740 |
| 01402320-55800 | Asst Super-Admin-Professional Devt | $20,000 | $0 | $20,000 | $279 | $279 | $1,443 | $18,278 |
| 01402320-55900 | Asst Super-Other Purchased Services | $0 | $0 | $0 | $0 | $0 | $0 | $0 |
| 01412210-55800 | Curr Dir-Admin-Professional Devt | $65,000 | $0 | $65,000 | $540 | $865 | $12,915 | $51,220 |
| 01412210-55802 | Admin-Prof Devt Admin | $0 | $0 | $0 | $0 | $0 | $0 | $0 |
| 01422520-55800 | Tech-Admin-Professional Devt | $1,500 | $0 | $1,500 | $0 | $0 | $0 | $1,500 |
| 01422520-55804 | Tech-Admin-Milelage | $2,800 | $0 | $2,800 | $0 | $17 | $0 | $2,783 |
| 01512400-55800 | BHES-Admin-Professional Devt | $500 | $0 | $500 | $0 | $0 | $0 | $500 |
| 01522400-55800 | FTES-Admin-Professional Devt | $500 | $0 | $500 | $0 | $0 | $0 | $500 |
| 01532400-55800 | DFES-Admin-Professional Devt | $500 | $0 | $500 | $0 | $0 | $0 | $500 |
| 01542400-55800 | MBES-Admin-Professional Devt | $500 | $0 | $500 | $0 | $0 | $0 | $500 |
| 01552400-55800 | JRES-Admin-Professional Devt | $500 | $0 | $500 | $0 | $0 | $0 | $500 |
| 01582400-55800 | TES-Admin-Professional Devt | $500 | $0 | $500 | $0 | $0 | $0 | $500 |
| 01612400-55800 | HMS-Admin-Professional Devt | $1,000 | $0 | $1,000 | $0 | $0 | $0 | $1,000 |
| 01622400-55800 | MMS-Admin-Professional Devt | $1,000 | $0 | $1,000 | $0 | $0 | $0 | $1,000 |
| 01711001-55800 | THS-Classroom-Professional Devt | $0 | $0 | $0 | $0 | $0 | $0 | $0 |
| 01711011-55800 | THS-World Language-Professional Devt | $0 | $0 | $0 | $0 | $0 | $0 | $0 |
| 01711002-55800 | THS-Art-Professional Devt | $0 | $0 | $0 | $0 | $0 | $0 | $0 |
| 01712400-55800 | THS-Admin-Professional Devt | $2,000 | $0 | $2,000 | $0 | $0 | $0 | $2,000 |
| 01712400-55901 | THS-Admin-Other Purch'd Svcs | $2,000 | $0 | $2,000 | $0 | $69 | $487 | $1,444 |
| 01741200-55900 | Continuing Ed-Other Purch'd Svcs | $0 | $0 | $0 | $0 | $0 | $0 | $0 |
| 01802130-55800 | HR-HR-Professional Devt | $16,550 | $0 | $16,550 | $0 | $0 | $0 | $16,550 |
| 01802130-55900 | HR-Personnel-Other Purch'd Svcs | $117,770 | $0 | $117,770 | $37,794 | $37,794 | $18,955 | $61,022 |
| 01802320-55800 | Super-Personnel-Professional Devt | $0 | $0 | $0 | $0 | $0 | $0 | $0 |

**Trumbull Board of Education Expense vs Budget Detail**
**By Object**
**Report for the Period Ended 8/31/2023**

| Account # | Account Description | Budget Original | Budget Transfers | Budget Revised | July Expended | August Expended | Committed/ Estimates | Available/ (Over) |
|---|---|---|---|---|---|---|---|---|
| 01822230-55800 | Facilities-Admin-Professional Devt | $1,000 | $0 | $1,000 | $0 | $0 | $0 | $1,000 |
| 01822230-55910 | Facilities-Admin-Other Purch'd Svcs | $15,000 | $0 | $15,000 | $15,337 | $15,337 | $1,600 | ($1,937) |
| 01842610-55803 | Facilities-Admin-Mileage | $2,000 | $0 | $2,000 | $0 | $217 | $0 | $1,783 |
| 01852632-55910 | Facilities-Inside Maint-Other Purch'd Svcs | $0 | $0 | $0 | $0 | $0 | $0 | $0 |
| 01882700-55800 | Trans-Admin-Professional Devt | $0 | $0 | $0 | $0 | $0 | $0 | $0 |
| 01902310-55800 | Super-BOE-Professional Devt | $2,000 | $0 | $2,000 | $0 | $0 | $0 | $2,000 |
| 01902320-55800 | Super-Admin-Professional Devt | $5,000 | $0 | $5,000 | $0 | $0 | $0 | $5,000 |
| 01912520-55800 | Bus Off-Admin-Professional Devt | $0 | $0 | $0 | $0 | $0 | $0 | $0 |
| 01922530-55804 | Asst Super-Info Svcs-Oth Purch Svcs | $10,000 | $0 | $10,000 | $0 | $0 | $540 | $9,460 |
| | **Other Purch'd Services Total** | **$314,320** | **$0** | **$314,320** | **$55,948** | **$55,525** | **$41,200** | **$217,595** |
| | **Purchased Other Services Total** | **$12,772,934** | **$0** | **$12,772,934** | **$203,587** | **$763,683** | **$10,456,591** | **1,552,660** |
| **Supplies** | | | | | | | | |
| **Supplies Teaching** | | | | | | | | |
| 01011000-56111 | TECEC-Classroom-Classroom Supplies | $14,740 | $0 | $14,740 | $750 | $909 | $2,196 | $11,636 |
| 01011200-56111 | PPS-Classroom-Classroom Supplies | $25,000 | $0 | $25,000 | $432 | $2,596 | $3,197 | $19,206 |
| 01412214-56111 | Curr Dir-D/W-Classroom Supplies | $90,000 | $0 | $90,000 | $0 | $0 | $0 | $90,000 |
| 01511001-56111 | BHES-Classroom Supplies | $30,660 | $0 | $30,660 | $0 | $17,552 | $6,130 | $6,979 |
| 01512220-56901 | BHES-Library-Supplies | $2,044 | $0 | $2,044 | $0 | $1,809 | $509 | ($274) |
| 01521001-56111 | FTES-Classroom Supplies | $30,300 | $0 | $30,300 | $515 | $3,585 | $10,421 | $16,294 |
| 01522220-56901 | FTES-Library-Supplies | $2,020 | $0 | $2,020 | $0 | $0 | $988 | $1,032 |
| 01531001-56111 | DFES-Classroom Supplies | $29,340 | $0 | $29,340 | $0 | $15,102 | $7,773 | $6,465 |
| 01532220-56901 | DFES-Library-Supplies | $1,956 | $0 | $1,956 | $0 | $138 | $0 | $1,818 |
| 01541001-56111 | MBES-Classroom Supplies | $30,480 | $0 | $30,480 | $0 | $2,537 | $25,613 | $2,330 |
| 01542220-56901 | MBES-Library-Supplies | $2,032 | $0 | $2,032 | $0 | $0 | $544 | $1,488 |
| 01551001-56111 | JRES-Classroom Supplies | $27,240 | $0 | $27,240 | $0 | $963 | $17,153 | $9,124 |
| 01552220-56901 | JRES-Library-Supplies | $1,816 | $0 | $1,816 | $0 | $0 | $909 | $907 |
| 01581001-56111 | TES-Classroom Supplies | $26,320 | $0 | $26,320 | $3,698 | $9,631 | $6,524 | $10,165 |
| 01582220-56901 | TES-Library-Supplies | $1,688 | $0 | $1,688 | $0 | $0 | $1,010 | $678 |
| 01611001-56111 | HMS-Classroom-Classroom Supplies | $32,938 | $0 | $32,938 | $365 | $1,121 | $7,669 | $24,148 |
| 01611016-56111 | HMS-Music-Classroom Supplies | $2,250 | $0 | $2,250 | $0 | $0 | $0 | $2,250 |
| 01611019-56111 | HMS-PE/Health-Classroom Supplies | $3,420 | $0 | $3,420 | $0 | $1,060 | $620 | $1,740 |
| 01612220-56111 | HMS-Library-Supplies | $1,532 | $0 | $1,532 | $0 | $0 | $0 | $1,532 |
| 01621001-56111 | MMS-Classroom-Classroom Supplies | $34,443 | $0 | $34,443 | $0 | $1,688 | $4,260 | $28,495 |
| 01621016-56111 | MMS-Music-Classroom Supplies | $2,500 | $0 | $2,500 | $0 | $0 | $0 | $2,500 |
| 01621019-56111 | MMS-PE/Health-Classroom Supplies | $2,500 | $0 | $2,500 | $0 | $0 | $0 | $2,500 |
| 01622220-56901 | MMS-Library-Supplies | $1,602 | $0 | $1,602 | $0 | $558 | $768 | $275 |
| 01711001-56111 | THS-Classroom-Classroom Supplies | $32,000 | $0 | $32,000 | $0 | $0 | $0 | $32,000 |
| 01711002-56112 | THS-Art-Supplies | $18,020 | $0 | $18,020 | $444 | $3,176 | $4,246 | $10,598 |
| 01711003-56112 | THS-Business Ed-Supplies | $1,700 | $0 | $1,700 | $0 | $348 | $1,699 | ($346) |
| 01711006-56112 | THS-Ag Science-Supplies | $31,000 | $0 | $31,000 | $439 | $1,403 | $29,597 | $0 |
| 01711010-56112 | THS-English-Supplies | $1,030 | $0 | $1,030 | $0 | $0 | $327 | $703 |
| 01711011-56112 | THS-World Language-Supplies | $1,600 | $0 | $1,600 | $0 | $0 | $738 | $862 |
| 01711013-56112 | THS-Family Consumer Science-Supplies | $14,600 | $0 | $14,600 | $0 | $1,095 | $950 | $12,555 |
| 01711014-56112 | THS-Technology Education-Supplies | $22,000 | $0 | $22,000 | $0 | $0 | $2,850 | $19,150 |
| 01711015-56112 | THS-Mathematics-Supplies | $1,550 | $0 | $1,550 | $0 | $0 | $0 | $1,550 |
| 01711016-56112 | THS-Music-Supplies | $5,400 | $0 | $5,400 | $0 | $0 | $950 | $4,450 |
| 01711019-56112 | THS-PE/Health-Supplies | $2,700 | $0 | $2,700 | $119 | $1,109 | $0 | $1,591 |
| 01711022-56112 | THS-Alternate School-Supplies | $0 | $0 | $0 | $0 | $0 | $0 | $0 |
| 01711027-56112 | THS-Science-Supplies | $12,730 | $0 | $12,730 | $0 | $0 | $0 | $12,730 |
| 01711028-56112 | THS-Social Studies-Supplies | $880 | $0 | $880 | $0 | $0 | $0 | $880 |
| 01712120-56112 | THS-Guidance-Supplies | $450 | $0 | $450 | $0 | $0 | $0 | $450 |
| 01712220-56901 | THS-Library-Supplies | $2,540 | $0 | $2,540 | $0 | $0 | $0 | $2,540 |
| 01712221-56112 | THS-Auditorium/Theater Tech-Supplies | $0 | $0 | $0 | $0 | $0 | $0 | $0 |
| 01712400-56116 | THS-Admin-Supplies | $7,750 | $0 | $7,750 | $0 | $0 | $107 | $7,643 |
| 01713201-56112 | Sports-Sports General-Supplies | $126,000 | $0 | $126,000 | $0 | $996 | $60,834 | $64,171 |
| | **Sports Supplies Total** | **$126,000** | **$0** | **$126,000** | **$0** | **$996** | **$60,834** | **$64,171** |
| 01741200-56110 | Continuing Ed-Teaching Supplies | $0 | $0 | $0 | $0 | $0 | $0 | $0 |
| | **Supplies Teaching Total** | **$678,771** | **$0** | **$678,771** | **$6,762** | **$67,376** | **$198,579** | **$412,816** |
| **Supplies Office** | | | | | | | | |
| 01011000-56110 | TECEC-Admin-Office Supplies | $4,000 | $0 | $4,000 | $0 | $679 | $0 | $3,321 |
| 01011200-56110 | PPS-Admin-Office Supplies | $1,500 | $0 | $1,500 | $434 | $742 | $164 | $594 |
| 01052130-56110 | PPS-Health Services-Supplies | $8,000 | $0 | $8,000 | $0 | $0 | $6,700 | $1,300 |
| 01402320-56110 | Asst Super-Admin-Office Supplies | $14,050 | $0 | $14,050 | $0 | $566 | $2,238 | $11,246 |
| 01412210-56110 | Curr Dir-Admin-Office Supplies | $0 | $0 | $0 | $0 | $0 | $0 | $0 |
| 01422214-56900 | Tech-L/W-Parts | $9,500 | $0 | $9,500 | $3,193 | $4,496 | $1,803 | $3,201 |
| 01422520-56110 | Tech-Admin-Office Supplies | $1,050 | $0 | $1,050 | $567 | $977 | $0 | $73 |
| 01422520-56900 | Tech-Admin-Parts | $4,150 | $0 | $4,150 | $0 | $0 | $0 | $4,150 |
| 01512400-56110 | BHES-Admin-Office Supplies | $4,088 | $0 | $4,088 | $0 | $0 | $388 | $3,700 |

**Trumbull Board of Education Expense vs Budget Detail**
**By Object**
**Report for the Period Ended 8/31/2023**

| Account # | Account Description | Budget Original | Budget Transfers | Budget Revised | July Expended | August Expended | Committed/ Estimates | Available/ (Over) |
|---|---|---|---|---|---|---|---|---|
| 01522400-56110 | FTES-Admin-Office Supplies | $4,040 | $0 | $4,040 | $0 | $118 | $43 | $3,879 |
| 01532400-56110 | DFES-Admin-Office Supplies | $3,912 | $0 | $3,912 | $0 | $1,457 | $944 | $1,512 |
| 01542400-56110 | MBES-Admin-Office Supplies | $5,000 | $0 | $5,000 | $0 | $311 | $0 | $4,689 |
| 01552400-56110 | JRES-Admin-Office Supplies | $3,632 | $0 | $3,632 | $0 | $572 | $305 | $2,755 |
| 01582400-56110 | TES-Admin-Office Supplies | $3,376 | $0 | $3,376 | $0 | $1,928 | $63 | $1,386 |
| 01612400-56110 | HMS-Admin-Office Supplies | $6,128 | $0 | $6,128 | $0 | $0 | $0 | $6,128 |
| 01622400-56110 | MMS-Admin-Office Supplies | $6,408 | $0 | $6,408 | $0 | $0 | $0 | $6,408 |
| 01712221-56900 | THS-Auditorium/Theater Tech-Parts & Mainte | $1,750 | $0 | $1,750 | $0 | $0 | $0 | $1,750 |
| 01712400-56110 | THS-Admin-Office Supplies | $4,000 | $0 | $4,000 | $0 | $35 | $3,533 | $432 |
| 01741200-56117 | Continuing Ed-Office Supplies | $0 | $0 | $0 | $0 | $0 | $0 | $0 |
| 01802130-56110 | Human Resources-Admin-Office Supplies | $2,925 | $0 | $2,925 | $0 | $0 | $0 | $2,925 |
| 01822230-56110 | Facilities-Admin-Office Supplies | $2,500 | $0 | $2,500 | $718 | $718 | $999 | $783 |
| 01882700-56110 | Transportation-Office Supplies | $3,600 | $0 | $3,600 | $0 | $149 | $851 | $2,600 |
| 01902320-56110 | Super-Admin-Office Supplies | $7,000 | $0 | $7,000 | $16 | $119 | $4,498 | $2,383 |
| 01912520-56110 | Bus Off-Admin-Office Supplies | $3,600 | $0 | $3,600 | $366 | $488 | $7,462 | ($4,350) |
| | **Supplies Office Total** | **$104,209** | **$0** | **$104,209** | **$5,294** | **$13,355** | **$29,990** | **$60,864** |
| **Supplies Custodial** | | | | | | | | |
| 01842610-56130 | Facilities-Custodial-Supplies | $190,000 | $0 | $190,000 | $5,686 | $31,932 | $35,779 | $122,289 |
| 01842610-56132 | Facilities-Custodial-Supplies Replacement | $0 | $0 | $0 | $0 | $0 | $3,000 | ($3,000) |
| | **Supplies Custodial Total** | **$190,000** | **$0** | **$190,000** | **$5,686** | **$31,932** | **$38,779** | **$119,289** |
| **Supplies Maintenance** | | | | | | | | |
| 01852622-56134 | Facilities-Snow Removal-Supplies | $10,000 | $0 | $10,000 | $0 | $0 | $6,500 | $3,500 |
| 01852623-56133 | Facilities-Vehicles-Gas/Diesel | $50,000 | $0 | $50,000 | $3,118 | $6,697 | $6,500 | $36,803 |
| 01852623-56134 | Facilities-Vehicles-Supplies | $20,000 | $0 | $20,000 | $1,019 | $1,600 | $11,917 | $6,483 |
| 01852625-56134 | Facilities-Grounds-Supplies | $10,000 | $0 | $10,000 | $2,977 | $13,541 | $13,686 | ($17,227) |
| 01852626-56134 | Facilities-Fertilizer | $3,000 | $0 | $3,000 | $0 | $0 | $1,000 | $2,000 |
| 01852627-56134 | Facilities-Lawn Care-Supplies | $7,000 | $0 | $7,000 | $0 | $1,537 | $4,963 | $500 |
| 01852628-56134 | Facilities-Paving-Supplies | $0 | $0 | $0 | $0 | $0 | $0 | $0 |
| 01852631-56134 | Facilities-Maintenance-Supplies | $2,000 | $0 | $2,000 | $150 | $150 | $0 | $1,850 |
| 01852632-56134 | Facilities-Inside Maintenance-Supplies | $25,000 | $0 | $25,000 | $0 | $944 | $14,380 | $9,676 |
| 01852633-56134 | Facilities-Electrical-Supplies | $20,000 | $0 | $20,000 | $1,905 | $5,980 | $16,317 | ($2,297) |
| 01852634-56134 | Facilities-Fire Prot-Supplies | $0 | $0 | $0 | $0 | $0 | $0 | $0 |
| 01852635-56134 | Facilities-Floor Repair-Supplies | $1,500 | $0 | $1,500 | $0 | $17,524 | $16,243 | ($32,267) |
| 01852637-56134 | Facilities-Glass-Supplies | $0 | $0 | $0 | $0 | $0 | $0 | $0 |
| 01852638-56134 | Facilities-Hardware-Supplies | $2,000 | $0 | $2,000 | $0 | $27 | $1,473 | $500 |
| 01852639-56134 | Facilities-HVAC-Supplies | $55,000 | $0 | $55,000 | $2,982 | $5,521 | $26,900 | $22,579 |
| 01852641-56134 | Facilities-Masonry-Supplies | $0 | $0 | $0 | $0 | $0 | $0 | $0 |
| 01852642-56134 | Facilities-Painting-Supplies | $10,000 | $0 | $10,000 | $157 | $359 | $5,141 | $4,500 |
| 01852643-56134 | Facilities-Plant Eqiuip-Supplies | $0 | $0 | $0 | $0 | $0 | $0 | $0 |
| 01852644-56134 | Facilities-Plumbing-Supplies | $35,000 | $0 | $35,000 | $560 | $2,957 | $23,735 | $8,308 |
| 01852645-56134 | Facilities-Roofing-Supplies | $0 | $0 | $0 | $0 | $0 | $0 | $0 |
| 01852646-56134 | Facilities-Pest Control-Supplies | $500 | $0 | $500 | $0 | $0 | $0 | $500 |
| 01852648-56134 | Facilities-Indoor Air Quality-IAQ-Supplies | $10,000 | $0 | $10,000 | $0 | $0 | $3,499 | $6,501 |
| 01852649-56134 | Facilities-Welding-Supplies | $0 | $0 | $0 | $0 | $0 | $1,600 | ($1,600) |
| | **Supplies Maintenance Total** | **$261,000** | **$0** | **$261,000** | **$12,868** | **$56,837** | **$153,853** | **$50,310** |
| **Text & Workbooks** | | | | | | | | |
| 01011000-56411 | TECEC-Classroom-Text & Workbooks | $1,300 | $0 | $1,300 | $0 | $0 | $650 | $650 |
| 01011200-56411 | PPS-Admin-Text & Workbooks | $1,000 | $0 | $1,000 | $0 | $0 | $0 | $1,000 |
| 01412210-56411 | Curr Dir-D/W-Text & Workbooks | $185,150 | $0 | $185,150 | $5,632 | $5,632 | $49,465 | $130,053 |
| 01511001-56411 | BHES-Classroom-Text & Workbooks | $35,770 | $0 | $35,770 | $0 | $28,740 | $3,722 | $3,308 |
| 01521001-56411 | FTES-Classroom-Text & Workbooks | $35,350 | $0 | $35,350 | $0 | $291 | $32,102 | $2,957 |
| 01531001-56411 | DFES-Classroom-Text & Workbooks | $34,230 | $0 | $34,230 | $0 | $24,531 | $4,475 | $5,224 |
| 01541001-56411 | MBES-Classroom-Text & Workbooks | $35,560 | $0 | $35,560 | $0 | $0 | $35,560 | $0 |
| 01551001-56411 | JRES-Classroom-Text & Workbooks | $31,780 | $0 | $31,780 | $0 | $0 | $26,139 | $5,641 |
| 01581001-56411 | TES-Classroom-Text & Workbooks | $29,540 | $0 | $29,540 | $1,297 | $24,455 | $2,859 | $2,226 |
| 01611001-56411 | HMS-Classroom-Text & Workbooks | $16,852 | $0 | $16,852 | $0 | $720 | $10,255 | $5,877 |
| 01621001-56411 | MMS-Classroom-Text & Workbooks | $17,622 | $0 | $17,622 | $13,055 | $13,120 | $2,085 | $2,418 |
| 01621016-56411 | MMS-Music-Text & Workbooks | $0 | $0 | $0 | $0 | $0 | $0 | $0 |
| 01711003-56411 | THS-Business Ed-Text & Workbooks | $11,700 | $0 | $11,700 | $4,500 | $11,174 | $800 | ($274) |
| 01711006-56411 | THS-Ag Science-Text & Workbooks | $1,074 | $0 | $1,074 | $0 | $0 | $0 | $1,074 |
| 01711010-56411 | THS-English-Text & Workbooks | $19,000 | $0 | $19,000 | $0 | $470 | $9,032 | $9,499 |
| 01711011-56411 | THS-World Language-Text & Workbooks | $12,500 | $0 | $12,500 | $0 | $0 | $11,689 | $811 |
| 01711013-56411 | THS-Family Consumer Science-Text & Workbc | $0 | $0 | $0 | $0 | $0 | $0 | $0 |
| 01711015-56411 | THS-Mathematics-Text & Workbooks | $4,000 | $0 | $4,000 | $0 | $0 | $2,220 | $1,780 |
| 01711019-56411 | THS-PE/Health-Text & Workbooks | $500 | $0 | $500 | $0 | $0 | $0 | $500 |
| 01711022-56411 | THS-Alternate School-Text & Workbooks | $2,290 | $0 | $2,290 | $0 | $0 | $0 | $2,290 |
| 01711027-56411 | THS-Science-Text & Workbooks | $4,000 | $0 | $4,000 | $0 | $0 | $0 | $4,000 |
| 01711028-56411 | THS-Social Studies-Text & Workbooks | $4,000 | $0 | $4,000 | $0 | $748 | $3,599 | ($347) |
| 01741200-56411 | Continuing Ed-Textbooks | $0 | $0 | $0 | $0 | $0 | $0 | $0 |

**Trumbull Board of Education Expense vs Budget Detail**
**By Object**
**Report for the Period Ended 8/31/2023**

| Account # | Account Description | Budget Original | Budget Transfers | Budget Revised | July Expended | August Expended | Committed/ Estimates | Available/ (Over) |
|---|---|---|---|---|---|---|---|---|
| | **Text & Workbooks Total** | **$483,218** | **$0** | **$483,218** | **$24,484** | **$109,881** | **$194,651** | **$178,686** |
| **Subscriptions** | | | | | | | | |
| 01011200-56425 | PPS-Admin-Periodicals | $1,000 | $0 | $1,000 | $0 | $0 | $0 | $1,000 |
| 01412210-56425 | Curr Dir-Admin-Periodicals | $0 | $0 | $0 | $0 | $0 | $0 | $0 |
| 01412214-56426 | Cur Dir-D/W-Online Subscriptions | $303,995 | $0 | $303,995 | $85,769 | $168,105 | $126,604 | $9,285 |
| 01422520-56425 | Tech-Admin-Periodicals | $150 | $0 | $150 | $0 | $0 | $0 | $150 |
| 01512220-56425 | BHES-Library-Periodicals | $1,022 | $0 | $1,022 | $0 | $0 | $0 | $1,022 |
| 01522220-56425 | FTES-Library-Periodicals | $1,010 | $0 | $1,010 | $0 | $0 | $0 | $1,010 |
| 01532220-56425 | DFES-Library-Periodicals | $978 | $0 | $978 | $0 | $0 | $0 | $978 |
| 01542220-56425 | MBES-Library-Periodicals | $1,016 | $0 | $1,016 | $0 | $0 | $811 | $205 |
| 01552220-56425 | JRES-Library-Periodicals | $908 | $0 | $908 | $0 | $0 | $408 | $500 |
| 01582220-56425 | TES-Library-Periodicals | $844 | $0 | $844 | $0 | $0 | $289 | $555 |
| 01612220-56425 | HMS-Library-Periodicals | $2,298 | $0 | $2,298 | $0 | $0 | $0 | $2,298 |
| 01622220-56425 | MMS-Library-Periodicals | $2,402 | $0 | $2,402 | $0 | $927 | $514 | $961 |
| 01712220-56425 | THS-Library-Periodicals | $2,060 | $0 | $2,060 | $0 | $0 | $749 | $1,311 |
| 01712400-56425 | THS-Admin-Periodicals | $750 | $0 | $750 | $0 | $0 | $0 | $750 |
| 01822230-56425 | Facilities-Admin-Periodicals | $0 | $0 | $0 | $0 | $0 | $0 | $0 |
| 01882700-56425 | Trans-Admin-Periodicals | $0 | $0 | $0 | $0 | $0 | $0 | $0 |
| 01902310-56425 | Super-BOE-Periodicals | $0 | $0 | $0 | $0 | $0 | $0 | $0 |
| 01902320-56425 | Super- Admin-Periodicals | $600 | $0 | $600 | $137 | $137 | $863 | ($400) |
| | **Subscriptions Total** | **$319,033** | **$0** | **$319,033** | **$85,906** | **$169,169** | **$130,238** | **$19,626** |
| **Testing Materials** | | | | | | | | |
| 01011000-56904 | TECEC-Classroom-Testing Materials | $4,000 | $0 | $4,000 | $0 | $562 | $0 | $3,438 |
| 01011200-56904 | PPS-L/W-Testing Materials | $57,000 | $0 | $57,000 | $0 | $1,117 | $21,696 | $34,187 |
| 01412210-56904 | Curr Dir-D/W-Testing Materials | $161,328 | $0 | $161,328 | $0 | $43,854 | $75,039 | $42,436 |
| 01712120-56903 | THS-Guidance-Testing Materials | $650 | $0 | $650 | $0 | $0 | $0 | $650 |
| | **Testing Materials Total** | **$222,978** | **$0** | **$222,978** | **$0** | **$45,532** | **$96,735** | **$80,710** |
| **Books & A/V** | | | | | | | | |
| 01512220-56420 | BHES-Library-Books & Media | $5,110 | $0 | $5,110 | $0 | $3,155 | $3,992 | ($2,037) |
| 01522220-56420 | FTES-Library-Books & Media | $5,050 | $0 | $5,050 | $0 | $2,073 | $908 | $2,069 |
| 01532220-56420 | DFES-Library-Books & Media | $4,890 | $0 | $4,890 | $0 | $2,070 | $4,212 | ($1,392) |
| 01542220-56420 | MBES-Library-Books & Media | $5,080 | $0 | $5,080 | $0 | $0 | $1,990 | $3,090 |
| 01552220-56420 | JRES-Library-Books & Media | $4,540 | $0 | $4,540 | $0 | $0 | $2,556 | $1,984 |
| 01582220-56420 | TES-Library-Books & Media | $4,220 | $0 | $4,220 | $0 | $0 | $2,399 | $1,821 |
| 01612220-56420 | HMS-Library-Books & Media | $2,298 | $0 | $2,298 | $0 | $0 | $0 | $2,298 |
| 01622220-56420 | MMS-Library-Books & Media | $2,403 | $0 | $2,403 | $0 | $843 | $291 | $1,269 |
| 01712220-56420 | THS-Library-Books & Media | $9,000 | $0 | $9,000 | $0 | $0 | $966 | $8,034 |
| | **Books & A/V Total** | **$42,591** | **$0** | **$42,591** | **$0** | **$8,142** | **$17,312** | **$17,137** |
| **Software** | | | | | | | | |
| 01412210-56118 | Curr Dir-D/W Software | $5,000 | $0 | $5,000 | $2,475 | $2,475 | $0 | $2,525 |
| 01422214-56118 | Tech-L/W-Software | $220,800 | $0 | $220,800 | $73,934 | $148,546 | $69,369 | $2,886 |
| 01712120-56118 | THS-Guidance-Software | $0 | $0 | $0 | $0 | $0 | $0 | $0 |
| | **Software Total** | **$225,800** | **$0** | **$225,800** | **$76,409** | **$151,021** | **$69,369** | **$5,411** |
| **Energy** | | | | | | | | |
| 01842611-56201 | Facilities-D/W-Heating Oil | $0 | $0 | $0 | $0 | $0 | $0 | $0 |
| 01842611-56202 | Facilities-D/W-Natural Gas | $633,400 | $0 | $633,400 | $192 | $6,918 | $626,482 | $0 |
| | **Energy Total** | **$633,400** | **$0** | **$633,400** | **$192** | **$6,918** | **$626,482** | **$0** |
| **Other Supplies** | | | | | | | | |
| 01422214-56117 | Tech-L/W-Computer Supplies | $600 | $0 | $600 | $0 | $0 | $0 | $600 |
| 01422220-56117 | Tech-Dist AV/Chan 17-Supplies | $250 | $0 | $250 | $0 | $0 | $0 | $250 |
| 01422220-56900 | Tech-Dist AV/Ch17-Parts | $4,800 | $0 | $4,800 | $0 | $0 | $0 | $4,800 |
| 01613202-56119 | HMS-Activities-Supplies | $4,000 | $0 | $4,000 | $0 | $0 | $1,450 | $2,550 |
| 01623202-56119 | MMS-Activities-Supplies | $2,500 | $0 | $2,500 | $385 | $385 | $0 | $2,115 |
| 01712400-56270 | THS-Admin-Security Supplies | $2,250 | $0 | $2,250 | $0 | $0 | $0 | $2,250 |
| 01712400-56907 | THS-Admin-Graduation | $19,000 | $0 | $19,000 | $0 | $0 | $0 | $19,000 |
| 01713203-56906 | THS-Activities-Fees, Awards & Supplies | $1,500 | $0 | $1,500 | $0 | $0 | $0 | $1,500 |
| 01852625-56900 | Facilities-Fences/Playground-Supplies | $0 | $0 | $0 | $0 | $0 | $0 | $0 |
| 01852636-56900 | Facilities-Furniture Repairs-Supplies | $0 | $0 | $0 | $0 | $0 | $0 | $0 |
| 01882700-56270 | Transportation-Bus Supplies | $0 | $0 | $0 | $0 | $0 | $0 | $0 |
| | **Other Supplies Total** | **$34,900** | **$0** | **$34,900** | **$385** | **$385** | **$1,450** | **$33,065** |
| | **Supplies Total** | **$3,195,900** | **$0** | **$3,195,900** | **$217,986** | **$660,547** | **$1,557,438** | **$977,915** |
| **Property** | | | | | | | | |

**Trumbull Board of Education Expense vs Budget Detail**
**By Object**
**Report for the Period Ended 8/31/2023**

| Account # | Account Description | Budget Original | Budget Transfers | Budget Revised | July Expended | August Expended | Committed/ Estimates | Available/ (Over) |
|---|---|---|---|---|---|---|---|---|
| **Office Equipment** | | | | | | | | |
| 01612400-57301 | HMS-Admin-Equipment | $1,000 | $0 | $1,000 | $0 | $0 | $0 | $1,000 |
| 01622400-57301 | MMS-Admin-Equipment | $500 | $0 | $500 | $0 | $0 | $120 | $380 |
| 01822230-57301 | Facilities-Admin-Equipment | $0 | $0 | $0 | $0 | $0 | $0 | $0 |
| | **Office Equipment Total** | **$1,500** | **$0** | **$1,500** | **$0** | **$0** | **$120** | **$1,380** |
| **Office Furniture** | | | | | | | | |
| 01052130-57304 | SPED-Health Services Furniture | $0 | $0 | $0 | $0 | $0 | $0 | $0 |
| 01402320-57308 | Asst. Super.-Furniture | $0 | $0 | $0 | $0 | $0 | $0 | $0 |
| 01712400-57308 | THS-Admin-Office Furniture | $37,985 | $0 | $37,985 | $0 | $0 | $0 | $37,985 |
| 01822230-57308 | Facilities-Admin-Furniture | $500 | $0 | $500 | $0 | $0 | $0 | $500 |
| 01852651-57301 | Facilities-Building Improvement-Furniture | $0 | $0 | $0 | $0 | $0 | $0 | $0 |
| | **Office Furniture Total** | **$38,485** | **$0** | **$38,485** | **$0** | **$0** | **$0** | **$38,485** |
| **Classroom Equipment** | | | | | | | | |
| 01011000-57301 | TECEC-Classroom-Instructional Equipment | $4,000 | $0 | $4,000 | $0 | $0 | $0 | $4,000 |
| 01032130-57303 | PPS-L/W-Equipment Instructional | $15,500 | $0 | $15,500 | $0 | $0 | $3,013 | $12,487 |
| 01412210-57301 | Curr Dir-D/W-Equipment Instructional | $10,000 | $0 | $10,000 | $0 | $4,032 | $300 | $5,668 |
| 01421001-57310 | Tech-District Wide Computer Equipment | $458,390 | $0 | $458,390 | $174,375 | $174,404 | $86,638 | $197,348 |
| 01422214-57301 | Tech-L/W-Computer Equipment | $8,900 | $0 | $8,900 | $1,250 | $4,246 | $0 | $4,654 |
| 01422220-57301 | Tech-Dist AV/Ch17-Equipment Instructional | $12,600 | $0 | $12,600 | $0 | $0 | $0 | $12,600 |
| 01511001-57301 | BHES-Classroom-Equipment Instructional | $2,555 | $0 | $2,555 | $0 | $675 | $0 | $1,880 |
| 01512220-57302 | BHES-Library-Equipment Instructional | $2,044 | $0 | $2,044 | $0 | $0 | $0 | $2,044 |
| 01521001-57301 | FTES-Classroom-Equipment Instructional | $2,525 | $0 | $2,525 | $0 | $0 | $710 | $1,815 |
| 01522220-57302 | FTES-Library-Equipment Instructional | $2,020 | $0 | $2,020 | $0 | $0 | $0 | $2,020 |
| 01531001-57301 | DFES-Classroom-Equipment Instructional | $2,445 | $0 | $2,445 | $0 | $0 | $0 | $2,445 |
| 01532220-57302 | DFES-Library-Equipment Instructional | $1,956 | $0 | $1,956 | $0 | $0 | $0 | $1,956 |
| 01541001-57301 | MBES-Classroom-Equipment Instructional | $2,540 | $0 | $2,540 | $0 | $0 | $0 | $2,540 |
| 01542220-57302 | MBES-Library-Equipment Instructional | $2,032 | $0 | $2,032 | $0 | $0 | $1,116 | $916 |
| 01551001-57301 | JRES-Classroom-Equipment Instructional | $2,270 | $0 | $2,270 | $0 | $0 | $0 | $2,270 |
| 01552220-57302 | JRES-Library-Equipment Instructional | $1,816 | $0 | $1,816 | $0 | $0 | $0 | $1,816 |
| 01581001-57301 | TES-Classroom-Equipment Instructional | $2,110 | $0 | $2,110 | $104 | $696 | $0 | $1,414 |
| 01582220-57302 | TES-Library-Equipment Instructional | $1,688 | $0 | $1,688 | $0 | $0 | $1,593 | $95 |
| 01611001-57301 | HMS-Classroom-Equipment Instructional | $3,064 | $0 | $3,064 | $0 | $0 | $2,350 | $714 |
| 01611016-57301 | HMS-Music-Equipment Instructional | $3,300 | $0 | $3,300 | $0 | $0 | $0 | $3,300 |
| 01612220-57302 | HMS-Library-Equipment Instructional | $1,532 | $0 | $1,532 | $0 | $0 | $0 | $1,532 |
| 01621001-57301 | MMS-Classroom-Equipment Instructional | $3,204 | $0 | $3,204 | $0 | $0 | $0 | $3,204 |
| 01621016-57301 | MMS-Music-Equipment Instructional | $3,500 | $0 | $3,500 | $0 | $0 | $0 | $3,500 |
| 01622220-57302 | MMS-Library-Equipment Instructional | $1,602 | $0 | $1,602 | $0 | $0 | $1,250 | $352 |
| 01711001-57301 | THS-Classroom-Equipment | $0 | $0 | $0 | $0 | $0 | $0 | $0 |
| 01711002-57301 | THS-Art-Equipment Instructional | $8,500 | $0 | $8,500 | $0 | $0 | $950 | $7,550 |
| 01711003-57301 | THS-Business Ed-Equipment Instructional | $0 | $0 | $0 | $0 | $0 | $0 | $0 |
| 01711006-57301 | THS-Ag Science-Equipment Instructional | $969 | $0 | $969 | $0 | $0 | $0 | $969 |
| 01711011-57301 | THS-World Language-Equipment Instructional | $13,000 | $0 | $13,000 | $0 | $0 | $7,543 | $5,457 |
| 01711013-57301 | THS-Family Consumer Science-Equipment Inst | $2,000 | $0 | $2,000 | $0 | $0 | $950 | $1,050 |
| 01711014-57301 | THS-Technology Education-Equipment Instruc | $2,000 | $0 | $2,000 | $0 | $0 | $900 | $1,100 |
| 01711016-57301 | THS-Music-Equipment Instructional | $3,000 | $0 | $3,000 | $0 | $453 | $387 | $2,160 |
| 01711019-57301 | THS-PE/Health-Equipment Instructional | $3,500 | $0 | $3,500 | $0 | $989 | $0 | $2,511 |
| 01711027-57301 | THS-Science-Equipment Instructional | $9,020 | $0 | $9,020 | $0 | $0 | $0 | $9,020 |
| 01712220-57302 | THS-Library-Equipment Instructional | $775 | $0 | $775 | $0 | $0 | $425 | $350 |
| 01712221-57301 | THS-Auditorium/Theater Tech-Equipment Inst | $4,000 | $0 | $4,000 | $0 | $0 | $0 | $4,000 |
| 01712400-57301 | THS-Admin-Equipment | $0 | $0 | $0 | $0 | $0 | $0 | $0 |
| 01713201-57301 | Sports-Sports General-Equipment Instructional | $30,000 | $0 | $30,000 | $0 | $0 | $15,000 | $15,000 |
| | **Classroom Equipment Total** | **$628,357** | **$0** | **$628,357** | **$175,729** | **$185,495** | **$123,125** | **$319,737** |
| **Classroom Furniture** | | | | | | | | |
| 01011000-57308 | TECEC-Classroom-Furniture | $3,000 | $0 | $3,000 | $0 | $272 | $0 | $2,728 |
| 01511001-57308 | BHES-Classroom-Furniture | $2,555 | $0 | $2,555 | $0 | $144 | $0 | $2,411 |
| 01521001-57308 | FTES-Classroom-Furniture | $2,525 | $0 | $2,525 | $0 | $0 | $208 | $2,317 |
| 01531001-57308 | DFES-Classroom-Furniture | $2,445 | $0 | $2,445 | $0 | $0 | $0 | $2,445 |
| 01541001-57308 | MBES-Classroom-Furniture | $2,540 | $0 | $2,540 | $0 | $299 | $809 | $1,432 |
| 01551001-57308 | JRES-Classroom-Furniture | $2,270 | $0 | $2,270 | $0 | $0 | $558 | $1,712 |
| 01581001-57308 | TES-Classroom-Furniture | $2,110 | $0 | $2,110 | $1,159 | $1,609 | $150 | $351 |
| 01611001-57308 | HMS-Classroom-Furniture | $383 | $0 | $383 | $0 | $0 | $0 | $383 |
| 01621001-57308 | MMS-Classroom-Furniture | $401 | $0 | $401 | $0 | $0 | $0 | $401 |
| | **Classroom Furniture Total** | **$18,229** | **$0** | **$18,229** | **$1,159** | **$2,324** | **$1,725** | **$14,180** |
| **Building Equipment** | | | | | | | | |
| 01842610-57301 | Facilities-Custodial-Equipment | $2,000 | $0 | $2,000 | $0 | $0 | $0 | $2,000 |
| 01852622-57307 | Facilities-Snow Removal-Equipment | $5,000 | $0 | $5,000 | $0 | $0 | $0 | $5,000 |
| 01852623-57307 | Facilities-Vehicles-Equipment | $3,500 | $0 | $3,500 | $0 | $0 | $0 | $3,500 |

**Trumbull Board of Education Expense vs Budget Detail**
**By Object**
**Report for the Period Ended 8/31/2023**

| Account # | Account Description | Budget Original | Budget Transfers | Budget Revised | July Expended | August Expended | Committed/ Estimates | Available/ (Over) |
|---|---|---|---|---|---|---|---|---|
| 01852625-57307 | Facilities-Grounds-Equipment | $5,000 | $0 | $5,000 | $0 | $0 | $0 | $5,000 |
| 01852627-57307 | Facilities-Lawn Care-Equipment | $5,000 | $0 | $5,000 | $0 | $0 | $0 | $5,000 |
| 01852632-57307 | Facilities-Inside Maintenance-Equipment | $0 | $0 | $0 | $0 | $0 | $2,101 | ($2,101) |
| 01852633-57306 | FacilitiesPlantBldg-Electrical-Equipment | $10,000 | $0 | $10,000 | $0 | $0 | $9,699 | $301 |
| 01852633-57307 | Facilities-Electrical-Equipment | $0 | $0 | $0 | $0 | $0 | $0 | $0 |
| 01852639-57307 | Facilities-HVAC-Equipment | $0 | $0 | $0 | $0 | $0 | $0 | $0 |
| 01852643-57307 | Facilities-Plant-Equipment | $0 | $0 | $0 | $0 | $0 | $0 | $0 |
| 01852644-57307 | Facilities-Plumbing-Equipment | $0 | $0 | $0 | $0 | $0 | $0 | $0 |
| 01852648-57307 | Facilities-IAQ-Equipment | $0 | $0 | $0 | $0 | $0 | $0 | $0 |
| 01852654-57340 | Facilities-Maintenance-Vehicle | $0 | $0 | $0 | $0 | $0 | $0 | $0 |
| | **Building Equipment Total** | **$30,500** | **$0** | **$30,500** | **$0** | **$0** | **$11,800** | **$18,700** |
| **Building Improvements** | | | | | | | | |
| 01842611-57202 | Facilities-Project Improvements to Site | $0 | $0 | $0 | $0 | $0 | $0 | $0 |
| 01852650-57200 | Facilities-Site-Building Improvement | $12,000 | $0 | $12,000 | $810 | $1,620 | $3,780 | $6,600 |
| 01852650-57202 | Facilities-Site-Building Improvement | $0 | $0 | $0 | $0 | $0 | $0 | $0 |
| 01852651-57100 | Facilities-Building Improvement | $0 | $0 | $0 | $0 | $0 | $2,500 | ($2,500) |
| 01852651-57102 | Facilities-Building Improvement-Other | $0 | $0 | $0 | $0 | $0 | $0 | $0 |
| 01852651-57202 | Facilities-Building Improvement-Projects | $0 | $0 | $0 | $0 | $0 | $0 | $0 |
| | **Building Improvements Total** | **$12,000** | **$0** | **$12,000** | **$810** | **$1,620** | **$6,280** | **$4,100** |
| **Other Equipment** | | | | | | | | |
| 01422520-57301 | Tech-Admin-WAN Equipment | $3,775 | $0 | $3,775 | $0 | $0 | $0 | $3,775 |
| | **Other Equipment Total** | **$3,775** | **$0** | **$3,775** | **$0** | **$0** | **$0** | **$3,775** |
| | **Property Total** | **$732,846** | **$0** | **$732,846** | **$177,698** | **$189,439** | **$143,050** | **$400,357** |
| **Miscellaneous** | | | | | | | | |
| **Debt Service, Dues, Fees and Memberships** | | | | | | | | |
| 01011000-58900 | TECEC-Admin-Dues & Fees | $700 | $0 | $700 | $0 | $250 | $0 | $450 |
| 01011200-58900 | PPS-Admin-Dues & Fees | $2,000 | $0 | $2,000 | $0 | $299 | $4,451 | ($2,750) |
| 01402210-58900 | Instructional-Dues & Fees | $0 | $0 | $0 | $0 | $0 | $0 | $0 |
| 01402320-58900 | Asst Super-Admin-Dues & Fees | $7,000 | $0 | $7,000 | $3,199 | $3,478 | $0 | $3,522 |
| 01412210-58900 | Curr Dir-Admin-Dues & Fees | $0 | $0 | $0 | $0 | $0 | $0 | $0 |
| 01422520-58900 | Tech-Admin-Dues & Fees | $0 | $0 | $0 | $0 | $0 | $0 | $0 |
| 01512400-58900 | BHES-Admin-Dues & Fees | $550 | $0 | $550 | $0 | $0 | $350 | $200 |
| 01522400-58900 | FTES-Admin-Dues & Fees | $0 | $0 | $0 | $0 | $0 | $0 | $0 |
| 01532400-58900 | DFES-Admin-Dues & Fees | $500 | $0 | $500 | $0 | $0 | $0 | $500 |
| 01542400-58900 | MBES-Admin-Dues & Fees | $100 | $0 | $100 | $0 | $0 | $0 | $100 |
| 01552400-58900 | JRES-Admin-Dues & Fees | $550 | $0 | $550 | $0 | $0 | $0 | $550 |
| 01582400-58900 | TES-Admin-Dues & Fees | $500 | $0 | $500 | $139 | $139 | $97 | $264 |
| 01612400-58900 | HMS-Admin-Dues & Fees | $1,200 | $0 | $1,200 | $590 | $590 | $0 | $610 |
| 01622400-58900 | MMS-Admin-Dues & Fees | $800 | $0 | $800 | $0 | $675 | $0 | $125 |
| 01711006-58900 | THS-Ag Science-Dues & Fees | $4,899 | $0 | $4,899 | $0 | $195 | $805 | $3,899 |
| 01711019-58900 | THS-PE/Health-Dues & Fees | $0 | $0 | $0 | $0 | $0 | $0 | $0 |
| 01712120-58900 | THS-Guidance-Dues & Fees | $0 | $0 | $0 | $0 | $0 | $0 | $0 |
| 01712220-58900 | THS-Library-Dues & Fees | $260 | $0 | $260 | $0 | $0 | $0 | $260 |
| 01712400-58900 | THS-Admin-Dues & Fees | $11,225 | $0 | $11,225 | $10,515 | $10,515 | $0 | $710 |
| 01713201-58900 | Sports-Sports General-Dues & Fees | $40,000 | $0 | $40,000 | ($175) | $0 | $29,852 | $10,148 |
| 01802130-58900 | Human Resources-Admin-Dues & Fees | $1,200 | $0 | $1,200 | $0 | $0 | $0 | $1,200 |
| 01822230-58900 | Facilities-Admin-Dues & Fees | $1,500 | $0 | $1,500 | $0 | $120 | $0 | $1,380 |
| 01882700-58900 | Trans-Admin-Dues & Fees | $375 | $0 | $375 | $0 | $0 | $0 | $375 |
| 01902320-58900 | Super-Admin-Dues & Fees | $23,000 | $0 | $23,000 | $8,219 | $8,769 | $18,384 | ($4,153) |
| 01912520-58310 | Redemption of Principal on Loans | $342,927 | $0 | $342,927 | $0 | $0 | $0 | $342,927 |
| 01912520-58320 | Interest on Loans | $83,227 | $0 | $83,227 | $0 | $0 | $0 | $83,227 |
| 01912520-58900 | Bus Off-Admin-Dues & Fees | $8,000 | $0 | $8,000 | $2,240 | $2,240 | $0 | $5,760 |
| | **Dues, Fees and Memberships Total** | **$530,513** | **$0** | **$530,513** | **$24,727** | **$27,270** | **$53,940** | **$449,304** |
| **Other Miscellaneous** | | | | | | | | |
| 01912520-58904 | D/W-Admin-Bad Debt Expense | $1,000 | $0 | $1,000 | $0 | $0 | $0 | $1,000 |
| | **Other Miscellaneous Total** | **$1,000** | **$0** | **$1,000** | **$0** | **$0** | **$0** | **$1,000** |
| | **Miscellaneous Total** | **$531,513** | **$0** | **$531,513** | **$24,727** | **$27,270** | **$53,940** | **$450,304** |
| **Other Objects** | | | | | | | | |
| 01412210-59000 | Curr-District Wide Support | $0 | $0 | $0 | $0 | $0 | $0 | $0 |
| 01912520-59001 | Bus Office-Intergovernmental transfer | ($703,852) | $0 | ($703,852) | $0 | $0 | $0 | ($703,852) |
| | **Other Objects Total** | **($703,852)** | **$0** | **($703,852)** | **$0** | **$0** | **$0** | **($703,852)** |
| | **Munis Report Total** | **$119,740,771** | **$0** | **$119,740,771** | **$3,796,964** | **$8,267,880** | **$46,361,687** | **$65,111,205** |

**Trumbull Board of Education Expense vs Budget Detail**
**By Location**
**Report for the Period Ended 8/31/2023**

| Account # | Account Description | Budget Original | Budget Transfers | Budget Revised | July Expended | August Expended | Committed/ Estimates | Available/ (Over) |
|---|---|---|---|---|---|---|---|---|
| 01011000-51110 | TECEC-Classroom-Teachers | $666,447 | $0 | $666,447 | $0 | $0 | $0 | $666,447 |
| 01011000-51113 | TECEC-Admin-Admin Salaries | $144,207 | $0 | $144,207 | $11,093 | $22,186 | $122,022 | ($0) |
| 01011000-51120 | TECEC-Classroom-Paras | $244,027 | $0 | $244,027 | $0 | $0 | $0 | $244,027 |
| 01011000-51122 | TECEC-Classroom-ABA Paras | $275,633 | $0 | $275,633 | $0 | $0 | $0 | $275,633 |
| 01011000-51130 | TECEC-Admin-Secy 12 Mth | $25,507 | $0 | $25,507 | $1,939 | $3,878 | $21,331 | $298 |
| 01011000-51131 | TECEC-Admin-Secy 10 Mth | $52,113 | $0 | $52,113 | $0 | $2,004 | $50,109 | $0 |
| 01011000-51135 | TECEC-Admin-Clerical Xtra Time | $1,300 | $0 | $1,300 | $182 | $848 | $0 | $452 |
| 01011000-55800 | TECEC-Admin-Professional Devt | $700 | $0 | $700 | $0 | $0 | $0 | $700 |
| 01011000-55900 | TECEC-Admin-Other Purch'd Prop Svcs | $7,000 | $0 | $7,000 | $0 | $481 | $4,510 | $2,009 |
| 01011000-55906 | TECEC-Admin-Printing | $200 | $0 | $200 | $0 | $0 | $0 | $200 |
| 01011000-56110 | TECEC-Admin-Office Supplies | $4,000 | $0 | $4,000 | $0 | $679 | $0 | $3,321 |
| 01011000-56111 | TECEC-Classroom-Classroom Supplies | $14,740 | $0 | $14,740 | $750 | $909 | $2,196 | $11,636 |
| 01011000-56411 | TECEC-Classroom-Text & Workbooks | $1,300 | $0 | $1,300 | $0 | $0 | $650 | $650 |
| 01011000-56904 | TECEC-Classroom-Testing Materials | $4,000 | $0 | $4,000 | $0 | $562 | $0 | $3,438 |
| 01011000-57301 | TECEC-Classroom-Instructional Equipment | $4,000 | $0 | $4,000 | $0 | $0 | $0 | $4,000 |
| 01011000-57308 | TECEC-Classroom-Furniture | $3,000 | $0 | $3,000 | $0 | $272 | $0 | $2,728 |
| 01011000-58900 | TECEC-Admin-Dues & Fees | $700 | $0 | $700 | $0 | $250 | $0 | $450 |
| 01121200-51111 | TECEC-Classroom-Specialists | $141,010 | $0 | $141,010 | $0 | $0 | $0 | $141,010 |
| 01401000-55503 | TECEC-Classroom-Interns | $0 | $0 | $0 | $0 | $0 | $0 | $0 |
| | **Total TECEC School** | **$1,589,884** | **$0** | **$1,589,884** | **$13,964** | **$32,069** | **$200,817** | **$1,356,998** |
| 01011200-51114 | PPS-Admin-Director/Coordinator | $347,670 | $0 | $347,670 | $23,993 | $47,986 | $263,925 | $35,759 |
| 01011200-51117 | PPS-L/W-Teacher Subs | $0 | $0 | $0 | $0 | $0 | $0 | $0 |
| 01011200-51118 | PPS-L/W-Curriculum Writing | $15,000 | $0 | $15,000 | $0 | $842 | $0 | $14,158 |
| 01011200-51119 | PPS-L/W-Teacher Xtra Time | $37,080 | $0 | $37,080 | $140 | $6,395 | $0 | $30,685 |
| 01011200-51120 | PPS-L/W-Instructional Paras | $2,616,637 | $0 | $2,616,637 | $0 | $525 | $0 | $2,616,112 |
| 01011200-51121 | PPS-D/W-Para Xtra Time | $100,000 | $0 | $100,000 | $0 | $0 | $0 | $100,000 |
| 01011200-51122 | PPS-L/W-ABA Paras | $1,486,608 | $0 | $1,486,608 | $0 | $0 | $0 | $1,486,608 |
| 01011200-51130 | PPS-Admin-Secy 12 Mth | $150,623 | $0 | $150,623 | $11,353 | $22,785 | $126,456 | $1,382 |
| 01011200-51135 | PPS-Admin-Clerical Xtra Time | $1,000 | $0 | $1,000 | $364 | $417 | $0 | $583 |
| 01011200-53230 | PPS-L/W-Consultants | $300,000 | $0 | $300,000 | $2,175 | $26,109 | $295,421 | ($21,530) |
| 01011200-53300 | PPS-Admin-Prof Purch'd Services | $67,000 | $0 | $67,000 | $4,506 | $4,506 | $0 | $62,494 |
| 01011200-53308 | PPS-Admin-Legal SPED | $140,000 | $0 | $140,000 | $0 | $0 | $140,000 | $0 |
| 01011200-55800 | PPS-Admin-Professional Devt | $20,000 | $0 | $20,000 | $1,999 | $0 | $750 | $19,250 |
| 01011200-55801 | PPS-D/W-Mileage | $10,000 | $0 | $10,000 | $0 | $208 | $0 | $9,792 |
| 01011200-55906 | PPS-Admin-Printing | $500 | $0 | $500 | $0 | $0 | $125 | $375 |
| 01011200-56110 | PPS-Admin-Office Supplies | $1,500 | $0 | $1,500 | $434 | $742 | $164 | $594 |
| 01011200-56111 | PPS-Classroom-Classroom Supplies | $25,000 | $0 | $25,000 | $432 | $2,596 | $3,197 | $19,206 |
| 01011200-56411 | PPS-Admin-Text & Workbooks | $1,000 | $0 | $1,000 | $0 | $0 | $0 | $1,000 |
| 01011200-56425 | PPS-Admin-Periodicals | $1,000 | $0 | $1,000 | $0 | $0 | $0 | $1,000 |
| 01011200-56904 | PPS-L/W-Testing Materials | $57,000 | $0 | $57,000 | $0 | $1,117 | $21,696 | $34,187 |
| 01011200-58900 | PPS-Admin-Dues & Fees | $2,000 | $0 | $2,000 | $0 | $299 | $4,451 | ($2,750) |
| 01011201-51117 | PPS-L/W-Tutors Homebound | $32,212 | $0 | $32,212 | $1,203 | $1,403 | $0 | $30,809 |
| 01011201-53210 | PPS Homebound Instructional Services | $0 | $0 | $0 | $0 | $0 | $0 | $0 |
| 01011203-51117 | PPS-L/W-Tutors Tutorial | $77,000 | $0 | $77,000 | $0 | $0 | $77,000 | $0 |
| 01011204-51117 | PPS-L/W-Tutors Expulsions | $10,000 | $0 | $10,000 | $0 | $0 | $10,000 | $0 |
| 01021201-51119 | PPS-After School-Teacher Salaries | $0 | $0 | $0 | $0 | $0 | $0 | $0 |
| 01032130-51123 | PPS-L/W-OT/PT Therapists | $570,783 | $0 | $570,783 | $0 | $0 | $0 | $570,783 |
| 01032130-51128 | PPS-L/W-Health Aides | $88,967 | $0 | $88,967 | $0 | $0 | $0 | $88,967 |
| 01032130-57303 | PPS-L/W-Equipment Instructional | $15,500 | $0 | $15,500 | $0 | $0 | $3,013 | $12,487 |
| 01052130-53305 | PPS-Health Services-Service Contracts | $62,000 | $0 | $62,000 | $0 | $0 | $0 | $62,000 |
| 01052130-54300 | PPS-Health Svcs-Repairs & Svc Fees | $2,000 | $0 | $2,000 | $0 | $0 | $1,500 | $500 |
| 01052130-56110 | PPS-Health Services-Supplies | $8,000 | $0 | $8,000 | $0 | $0 | $6,700 | $1,300 |
| 01052130-57304 | SPED-Health Services Furniture | $0 | $0 | $0 | $0 | $0 | $0 | $0 |
| 01062140-51111 | PPS-L/W-Psychologists | $1,682,174 | $0 | $1,682,174 | $0 | $0 | $0 | $1,682,174 |
| 01062145-51111 | PPS-L/W-Behaviorists | $352,547 | $0 | $352,547 | $0 | $0 | $0 | $352,547 |
| 01072110-51111 | PPS-L/W-Social Workers | $1,043,899 | $0 | $1,043,899 | $0 | $0 | $0 | $1,043,899 |
| 01082150-51111 | PPS-L/W-Speech & Language | $1,391,595 | $0 | $1,391,595 | $0 | $0 | $0 | $1,391,595 |
| 01161200-51110 | PPS-SPED-Elementary Teachers | $2,303,380 | $0 | $2,303,380 | $0 | $4,523 | $0 | $2,298,857 |
| 01231200-51110 | PPS-SPED-Middle School Teachers | $1,565,558 | $0 | $1,565,558 | $0 | $9,046 | $0 | $1,556,512 |
| 01331200-51110 | PPS-SPED-THS Teachers | $2,113,032 | $0 | $2,113,032 | $11,901 | $28,506 | $130,912 | $1,953,614 |
| 01331200-51126 | PPS-SPED-Work Experience | $6,000 | $0 | $6,000 | ($18) | $503 | $0 | $5,497 |
| 01371200-51118 | PPS-ESY-Teacher salaries | $196,730 | $0 | $196,730 | $95,997 | $149,168 | $0 | $47,562 |
| 01371200-51122 | PPS-ESY-ABA Paras | $82,400 | $0 | $82,400 | $54,996 | $95,881 | $0 | ($13,481) |
| 01371200-51128 | PPS-ESY-Health Aides | $0 | $0 | $0 | $4,296 | $8,419 | $0 | ($8,419) |
| 01371200-51129 | PPS-ESY-Para | $51,500 | $0 | $51,500 | $31,300 | $45,384 | $0 | $6,116 |
| 01396110-55600 | PPS-L/W-Tuition Outplaced | $5,300,000 | $0 | $5,300,000 | $58,343 | $595,106 | $4,578,745 | $126,148 |
| 01396110-55601 | PPS-EXCESS COST REFUND(ECR) | ($1,381,942) | $0 | ($1,381,942) | $0 | $0 | ($1,381,942) | $0 |
| 01412210-51120 | PPS-D/W-Para Training | $10,000 | $0 | $10,000 | $0 | $0 | $10,000 | $0 |
| | **Total Special Education Department** | **$20,962,953** | **$0** | **$20,962,953** | **$303,415** | **$1,052,465** | **$4,292,115** | **$15,618,373** |

**Trumbull Board of Education Expense vs Budget Detail**
**By Location**
**Report for the Period Ended 8/31/2023**

| Account # | Account Description | Budget Original | Budget Transfers | Budget Revised | July Expended | August Expended | Committed/ Estimates | Available/ (Over) |
|---|---|---|---|---|---|---|---|---|
| 01401201-51117 | Asst Super-L/W-Tutors Homebound | $1,500 | $0 | $1,500 | $0 | $0 | $0 | $1,500 |
| 01401201-53210 | Homebound Instructional Services | $5,000 | $0 | $5,000 | $0 | $0 | $0 | $5,000 |
| 01401203-51117 | Asst Super-L/W-Tutors Tutorial | $3,500 | $0 | $3,500 | $0 | $0 | $0 | $3,500 |
| 01401203-55801 | Asst Super-L/W-Mileage | $9,000 | $0 | $9,000 | $0 | $260 | $0 | $8,740 |
| 01401204-51117 | Asst Super-L/W-Tutors Expulsions | $7,000 | $0 | $7,000 | $0 | $0 | $0 | $7,000 |
| 01402210-51110 | Curr Dir-D/W-ELL Teachers | $668,481 | $0 | $668,481 | $0 | $4,523 | $0 | $663,958 |
| 01402210-58900 | Instructional-Dues & Fees | $0 | $0 | $0 | $0 | $0 | $0 | $0 |
| 01402320-51116 | Asst Super-Admin-Teacher Stipends | $0 | $0 | $0 | $0 | $0 | $0 | $0 |
| 01402320-51118 | Asst Super-L/W-Prof Devt Prep | $0 | $0 | $0 | $0 | $0 | $0 | $0 |
| 01402320-51130 | Asst Super-Admin-Secy 12 Mth | $76,958 | $0 | $76,958 | $5,851 | $12,303 | $64,326 | $329 |
| 01402320-51135 | Asst Super-Admin-Clerical Xtra Time | $0 | $0 | $0 | $0 | $0 | $0 | $0 |
| 01402320-51200 | Asst Super-Admin-Teacher Mentors | $5,000 | $0 | $5,000 | $0 | $0 | $0 | $5,000 |
| 01402320-55600 | Asst Super-Admin-Tuition | $454,000 | $0 | $454,000 | $0 | $0 | $0 | $454,000 |
| 01402320-55800 | Asst Super-Admin-Professional Devt | $20,000 | $0 | $20,000 | $279 | $279 | $1,443 | $18,278 |
| 01402320-55900 | Asst Super-Other Purchased Services | $0 | $0 | $0 | $0 | $0 | $0 | $0 |
| 01402320-55906 | Asst Super-Admin-Printing | $1,500 | $0 | $1,500 | $0 | $0 | $0 | $1,500 |
| 01402320-56110 | Asst Super-Admin-Office Supplies | $14,050 | $0 | $14,050 | $0 | $566 | $2,238 | $11,246 |
| 01402320-57308 | Asst. Super.-Furniture | $0 | $0 | $0 | $0 | $0 | $0 | $0 |
| 01402320-58900 | Asst Super-Admin-Dues & Fees | $7,000 | $0 | $7,000 | $3,199 | $3,478 | $0 | $3,522 |
| 01411250-51110 | Curr Dir-D/W-TAG Teachers | $0 | $0 | $0 | $0 | $0 | $0 | $0 |
| 01412210-51111 | Curr Dir-D/W-Program Leaders | $383,096 | $0 | $383,096 | $0 | $13,569 | $0 | $369,527 |
| 01412210-51113 | D/W-Elem Asst Principal | $0 | $0 | $0 | $0 | $0 | $0 | $0 |
| 01412210-51114 | Assistant Superintendent | $201,038 | $0 | $201,038 | $15,766 | $31,531 | $173,422 | ($3,915) |
| 01412210-51117 | Curr Dir-D/W-Teacher Training | $50,000 | $0 | $50,000 | $0 | $0 | $50,000 | $0 |
| 01412210-51118 | Curr Dir-D/W-Prof Devt Prep | $30,000 | $0 | $30,000 | $943 | $943 | $0 | $29,057 |
| 01412210-51119 | Curr Dir-Admin-Curriculum Writing | $84,391 | $0 | $84,391 | $13,086 | $43,680 | $0 | $40,711 |
| 01412210-51129 | Curr Dir-D/W-Other Non-Certified | $77,634 | $0 | $77,634 | $5,949 | $12,190 | $65,437 | $7 |
| 01412210-51130 | Curr Dir-Admin-Secy 12 Mth | $67,799 | $0 | $67,799 | $5,195 | $10,390 | $57,147 | $262 |
| 01412210-51135 | Curr Dir-Admin-Clerical Xtra Time | $0 | $0 | $0 | $0 | $0 | $0 | $0 |
| 01412210-53300 | Curr Dir-D/W-Other Professional Svcs | $10,000 | $0 | $10,000 | $0 | $0 | $0 | $10,000 |
| 01412210-55800 | Curr Dir-Admin-Professional Devt | $65,000 | $0 | $65,000 | $540 | $865 | $12,915 | $51,220 |
| 01412210-55802 | Admin-Prof Devt Admin | $0 | $0 | $0 | $0 | $0 | $0 | $0 |
| 01412210-55906 | Curr Dir-Admin-Printing | $0 | $0 | $0 | $0 | $0 | $0 | $0 |
| 01412210-56110 | Curr Dir-Admin-Office Supplies | $0 | $0 | $0 | $0 | $0 | $0 | $0 |
| 01412210-56118 | Curr Dir-D/W Software | $5,000 | $0 | $5,000 | $2,475 | $2,475 | $0 | $2,525 |
| 01412210-56411 | Curr Dir-D/W-Text & Workbooks | $185,150 | $0 | $185,150 | $5,632 | $5,632 | $49,465 | $130,053 |
| 01412210-56425 | Curr Dir-Admin-Periodicals | $0 | $0 | $0 | $0 | $0 | $0 | $0 |
| 01412210-56904 | Curr Dir-D/W-Testing Materials | $161,328 | $0 | $161,328 | $0 | $43,854 | $75,039 | $42,436 |
| 01412210-57301 | Curr Dir-D/W-Equipment Instructional | $10,000 | $0 | $10,000 | $0 | $4,032 | $300 | $5,668 |
| 01412210-58900 | Curr Dir-Admin-Dues & Fees | $0 | $0 | $0 | $0 | $0 | $0 | $0 |
| 01412210-59000 | Curr-District Wide Support | $0 | $0 | $0 | $0 | $0 | $0 | $0 |
| 01412214-56111 | Curr Dir-D/W-Classroom Supplies | $90,000 | $0 | $90,000 | $0 | $0 | $0 | $90,000 |
| 01412214-56426 | Cur Dir-D/W-Online Subscriptions | $303,995 | $0 | $303,995 | $85,769 | $168,105 | $126,604 | $9,285 |
| 01922530-51125 | Asst Super-Dir Digital Learning | $159,948 | $0 | $159,948 | $12,304 | $24,607 | $135,341 | ($0) |
| 01922530-51129 | Asst Super-Info Svcs-Oth Non-Certified | $77,634 | $0 | $77,634 | $5,949 | $11,898 | $65,437 | $300 |
| 01922530-51135 | Asst Super-Admin-Clerical Xtra Time | $2,000 | $0 | $2,000 | $404 | $864 | $0 | $1,136 |
| 01922530-53302 | Asst Super-Info Svcs-Dbase Students | $195,407 | $0 | $195,407 | $179,506 | $179,506 | $0 | $15,901 |
| 01922530-55804 | Asst Super-Info Svcs-Oth Purch Svcs | $10,000 | $0 | $10,000 | $0 | $0 | $540 | $9,460 |
| | **Total Assistant Superintendent Department** | **$3,442,410** | **$0** | **$3,442,410** | **$342,846** | **$575,551** | **$879,653** | **$1,987,205** |
| 01421001-57310 | Tech-District Wide Computer Equipment | $458,390 | $0 | $458,390 | $174,375 | $174,404 | $86,638 | $197,348 |
| 01422214-53300 | Tech-L/W-Other Professional Svcs | $4,500 | $0 | $4,500 | $633 | $795 | $8,665 | ($4,961) |
| 01422214-54300 | Tech-L/W-Repairs & Svc Fees | $800 | $0 | $800 | $0 | $0 | $0 | $800 |
| 01422214-56117 | Tech-L/W-Computer Supplies | $600 | $0 | $600 | $0 | $0 | $0 | $600 |
| 01422214-56118 | Tech-L/W-Software | $220,800 | $0 | $220,800 | $73,934 | $148,546 | $69,369 | $2,886 |
| 01422214-56900 | Tech-L/W-Parts | $9,500 | $0 | $9,500 | $3,193 | $4,496 | $1,803 | $3,201 |
| 01422214-57301 | Tech-L/W-Computer Equipment | $8,900 | $0 | $8,900 | $1,250 | $4,246 | $0 | $4,654 |
| 01422220-51124 | Tech-Dist A/V/Ch 17-Technician | $0 | $0 | $0 | $0 | $0 | $0 | $0 |
| 01422220-53300 | Tech-Dist AV/Ch17-Other Prof Svcs | $3,500 | $0 | $3,500 | $0 | $0 | $0 | $3,500 |
| 01422220-54300 | Tech-Dist AV/Ch17-Repairs & Svc Fees | $500 | $0 | $500 | $0 | $0 | $0 | $500 |
| 01422220-56117 | Tech-Dist AV/Chan 17-Supplies | $250 | $0 | $250 | $0 | $0 | $0 | $250 |
| 01422220-56900 | Tech-Dist AV/Ch17-Parts | $4,800 | $0 | $4,800 | $0 | $0 | $0 | $4,800 |
| 01422220-57301 | Tech-Dist AV/Ch17-Equipment Instructional | $12,600 | $0 | $12,600 | $0 | $0 | $0 | $12,600 |
| 01422520-51125 | Tech-Admin-Manager | $141,035 | $0 | $141,035 | $10,849 | $18,985 | $119,337 | $2,712 |
| 01422520-51129 | Tech-Admin-Other Technical | $512,024 | $0 | $512,024 | $39,377 | $74,859 | $347,364 | $89,801 |
| 01422520-51130 | Tech-Admin-Secy 12 Mth | $58,654 | $0 | $58,654 | $4,480 | $8,975 | $49,438 | $241 |
| 01422520-51135 | Tech-Admin--Clerical Xtra Time | $0 | $0 | $0 | $11 | $11 | $0 | ($11) |
| 01422520-51141 | Tech-Admin-Xtra Time/Help | $15,000 | $0 | $15,000 | $1,532 | $3,974 | $0 | $11,026 |
| 01422520-53300 | Tech-Admin-Other Professional Svcs | $6,800 | $0 | $6,800 | $0 | $0 | $0 | $6,800 |
| 01422520-53305 | Tech-Admin-Maintenance Contracts | $27,800 | $0 | $27,800 | $0 | $0 | $5,165 | $22,635 |
| 01422520-54300 | Tech-Admin-Repairs & Svc Fees | $1,200 | $0 | $1,200 | $0 | $0 | $0 | $1,200 |
| 01422520-54409 | D/W Copiers | $243,820 | $0 | $243,820 | $0 | $20,415 | $219,585 | $3,820 |

**Trumbull Board of Education Expense vs Budget Detail**
**By Location**
**Report for the Period Ended 8/31/2023**

| Account # | Account Description | Budget Original | Budget Transfers | Budget Revised | July Expended | August Expended | Committed/ Estimates | Available/ (Over) |
|---|---|---|---|---|---|---|---|---|
| 01422520-55800 | Tech-Admin-Professional Devt | $1,500 | $0 | $1,500 | $0 | $0 | $0 | $1,500 |
| 01422520-55804 | Tech-Admin-Milelage | $2,800 | $0 | $2,800 | $0 | $17 | $0 | $2,783 |
| 01422520-55903 | Tech-Admin-Telephone Cell | $35,000 | $0 | $35,000 | $2,577 | $2,610 | $32,423 | ($33) |
| 01422520-55904 | Tech-Admin-Telephone LAN | $100,382 | $0 | $100,382 | $1,704 | $4,275 | $80,809 | $15,298 |
| 01422520-55907 | Tech-Admin-WAN Communications | $199,100 | $0 | $199,100 | $77,854 | $77,854 | $129,797 | ($8,551) |
| 01422520-56110 | Tech-Admin-Office Supplies | $1,050 | $0 | $1,050 | $567 | $977 | $0 | $73 |
| 01422520-56425 | Tech-Admin-Periodicals | $150 | $0 | $150 | $0 | $0 | $0 | $150 |
| 01422520-56900 | Tech-Admin-Parts | $4,150 | $0 | $4,150 | $0 | $0 | $0 | $4,150 |
| 01422520-57301 | Tech-Admin-WAN Equipment | $3,775 | $0 | $3,775 | $0 | $0 | $0 | $3,775 |
| 01422520-58900 | Tech-Admin-Dues & Fees | $0 | $0 | $0 | $0 | $0 | $0 | $0 |
| | **Total Technology Department** | **$2,079,380** | **$0** | **$2,079,380** | **$392,334** | **$545,438** | **$1,150,394** | **$383,548** |
| 01511001-51110 | BHES-Classroom-Teachers | $2,294,379 | $0 | $2,294,379 | $0 | $0 | $0 | $2,294,379 |
| 01511001-51120 | BHES-Classroom-Instructional Aides | $57,686 | $0 | $57,686 | $0 | $0 | $57,686 | $0 |
| 01511001-55500 | BHES-Classroom-Interns | $32,500 | $0 | $32,500 | $0 | $0 | $0 | $32,500 |
| 01511001-56111 | BHES-Classroom Supplies | $30,660 | $0 | $30,660 | $0 | $17,552 | $6,130 | $6,979 |
| 01511001-56411 | BHES-Classroom-Text & Workbooks | $35,770 | $0 | $35,770 | $0 | $28,740 | $3,722 | $3,308 |
| 01511001-57301 | BHES-Classroom-Equipment Instructional | $2,555 | $0 | $2,555 | $0 | $675 | $0 | $1,880 |
| 01511001-57308 | BHES-Classroom-Furniture | $2,555 | $0 | $2,555 | $0 | $144 | $0 | $2,411 |
| 01511002-51110 | BHES-Classroom-Specialists | $573,189 | $0 | $573,189 | $0 | $0 | $0 | $573,189 |
| 01512220-51110 | BHES Library-Teachers-Salaries | $100,629 | $0 | $100,629 | $0 | $0 | $0 | $100,629 |
| 01512220-56420 | BHES-Library-Books & Media | $5,110 | $0 | $5,110 | $0 | $3,155 | $3,992 | ($2,037) |
| 01512220-56425 | BHES-Library-Periodicals | $1,022 | $0 | $1,022 | $0 | $0 | $0 | $1,022 |
| 01512220-56901 | BHES-Library-Supplies | $2,044 | $0 | $2,044 | $0 | $1,809 | $509 | ($274) |
| 01512220-57302 | BHES-Library-Equipment Instructional | $2,044 | $0 | $2,044 | $0 | $0 | $0 | $2,044 |
| 01512400-51113 | BHES-Admin-Principal | $185,622 | $0 | $185,622 | $14,279 | $28,557 | $157,065 | ($0) |
| 01512400-51120 | BHES-Admin-Paras | $20,789 | $0 | $20,789 | $0 | $0 | $20,789 | $0 |
| 01512400-51130 | BHES-Admin-Secy 12 Mth | $66,169 | $0 | $66,169 | $5,050 | $10,099 | $55,546 | $524 |
| 01512400-51131 | BHES-Admin-Secy 10 Mth | $42,344 | $0 | $42,344 | $0 | $1,629 | $40,716 | $0 |
| 01512400-51135 | BHES-Admin-Clerical Xtra Time | $0 | $0 | $0 | $0 | $0 | $0 | $0 |
| 01512400-54900 | BHES-Admin-Other Purch'd Svcs | $300 | $0 | $300 | $0 | $0 | $0 | $300 |
| 01512400-55800 | BHES-Admin-Professional Devt | $500 | $0 | $500 | $0 | $0 | $0 | $500 |
| 01512400-56110 | BHES-Admin-Office Supplies | $4,088 | $0 | $4,088 | $0 | $0 | $388 | $3,700 |
| 01512400-58900 | BHES-Admin-Dues & Fees | $550 | $0 | $550 | $0 | $0 | $350 | $200 |
| | **Total Booth Hill School** | **$3,460,506** | **$0** | **$3,460,506** | **$19,328** | **$92,359** | **$346,892** | **$3,021,255** |
| 01521001-51110 | FTES-Classroom-Teachers | $2,089,770 | $0 | $2,089,770 | $0 | $0 | $0 | $2,089,770 |
| 01521001-51120 | FTES-Classroom-Instructional Aides | $58,731 | $0 | $58,731 | $0 | $0 | $58,731 | ($0) |
| 01521001-55500 | FTES-Classroom-Interns | $32,500 | $0 | $32,500 | $0 | $0 | $0 | $32,500 |
| 01521001-56111 | FTES-Classroom Supplies | $30,300 | $0 | $30,300 | $515 | $3,585 | $10,421 | $16,294 |
| 01521001-56411 | FTES-Classroom-Text & Workbooks | $35,350 | $0 | $35,350 | $0 | $291 | $32,102 | $2,957 |
| 01521001-57301 | FTES-Classroom-Equipment Instructional | $2,525 | $0 | $2,525 | $0 | $0 | $710 | $1,815 |
| 01521001-57308 | FTES-Classroom-Furniture | $2,525 | $0 | $2,525 | $0 | $0 | $208 | $2,317 |
| 01521002-51110 | FTES-Classroom-Specialists | $793,772 | $0 | $793,772 | $0 | $0 | $0 | $793,772 |
| 01522220-51110 | FTES Library-Teachers-Salaries | $109,425 | $0 | $109,425 | $0 | $0 | $0 | $109,425 |
| 01522220-56420 | FTES-Library-Books & Media | $5,050 | $0 | $5,050 | $0 | $2,073 | $908 | $2,069 |
| 01522220-56425 | FTES-Library-Periodicals | $1,010 | $0 | $1,010 | $0 | $0 | $0 | $1,010 |
| 01522220-56901 | FTES-Library-Supplies | $2,020 | $0 | $2,020 | $0 | $0 | $988 | $1,032 |
| 01522220-57302 | FTES-Library-Equipment Instructional | $2,020 | $0 | $2,020 | $0 | $0 | $0 | $2,020 |
| 01522400-51113 | FTES-Admin-Principal/Asst Principal | $331,644 | $0 | $331,644 | $21,018 | $47,729 | $373,528 | ($89,613) |
| 01522400-51120 | FTES-Admin-Paras | $41,287 | $0 | $41,287 | $0 | $0 | $0 | $41,287 |
| 01522400-51130 | FTES-Admin-Secy 12 Mth | $66,449 | $0 | $66,449 | $5,050 | $10,649 | $55,546 | $254 |
| 01522400-51131 | FTES-Admin-Secy 10 Mth | $43,236 | $0 | $43,236 | $0 | $2,443 | $40,793 | $0 |
| 01522400-51135 | FTES-Admin-Clerical Xtra Time | $0 | $0 | $0 | $83 | $209 | $0 | ($209) |
| 01522400-54900 | FTES-Admin-Other Purch'd Svcs | $300 | $0 | $300 | $0 | $0 | $0 | $300 |
| 01522400-55800 | FTES-Admin-Professional Devt | $500 | $0 | $500 | $0 | $0 | $0 | $500 |
| 01522400-56110 | FTES-Admin-Office Supplies | $4,040 | $0 | $4,040 | $0 | $118 | $43 | $3,879 |
| 01522400-58900 | FTES-Admin-Dues & Fees | $0 | $0 | $0 | $0 | $0 | $0 | $0 |
| | **Total Frenchtown School** | **$3,652,453** | **$0** | **$3,652,453** | **$26,665** | **$67,098** | **$573,976** | **$3,011,378** |
| 01531001-51110 | DFES-Classroom-Teachers | $2,300,699 | $0 | $2,300,699 | $0 | $0 | $0 | $2,300,699 |
| 01531001-51120 | DFES-Classroom-Instructional Aides | $51,700 | $0 | $51,700 | $0 | $0 | $51,700 | $0 |
| 01531001-55500 | DFES-Classroom-Interns | $32,500 | $0 | $32,500 | $0 | $0 | $0 | $32,500 |
| 01531001-56111 | DFES-Classroom Supplies | $29,340 | $0 | $29,340 | $0 | $15,102 | $7,773 | $6,465 |
| 01531001-56411 | DFES-Classroom-Text & Workbooks | $34,230 | $0 | $34,230 | $0 | $24,531 | $4,475 | $5,224 |
| 01531001-57301 | DFES-Classroom-Equipment Instructional | $2,445 | $0 | $2,445 | $0 | $0 | $0 | $2,445 |
| 01531001-57308 | DFES-Classroom-Furniture | $2,445 | $0 | $2,445 | $0 | $0 | $0 | $2,445 |
| 01531002-51110 | DFES-Classroom-Specialists | $639,188 | $0 | $639,188 | $0 | $0 | $0 | $639,188 |
| 01532220-51110 | DFES Library-Teachers-Salaries | $86,505 | $0 | $86,505 | $0 | $0 | $0 | $86,505 |
| 01532220-56420 | DFES-Library-Books & Media | $4,890 | $0 | $4,890 | $0 | $2,070 | $4,212 | ($1,392) |
| 01532220-56425 | DFES-Library-Periodicals | $978 | $0 | $978 | $0 | $0 | $0 | $978 |
| 01532220-56901 | DFES-Library-Supplies | $1,956 | $0 | $1,956 | $0 | $138 | $0 | $1,818 |

**Trumbull Board of Education Expense vs Budget Detail**
**By Location**
**Report for the Period Ended 8/31/2023**

| Account # | Account Description | Budget Original | Budget Transfers | Budget Revised | July Expended | August Expended | Committed/ Estimates | Available/ (Over) |
|---|---|---|---|---|---|---|---|---|
| 01532220-57302 | DFES-Library-Equipment Instructional | $1,956 | $0 | $1,956 | $0 | $0 | $0 | $1,956 |
| 01532400-51113 | DFES-Admin-Principal | $185,622 | $0 | $185,622 | $14,279 | $28,557 | $157,065 | ($0) |
| 01532400-51120 | DFES-Admin-Paras | $20,351 | $0 | $20,351 | $0 | $0 | $20,351 | $0 |
| 01532400-51130 | DFES-Admin-Secy 12 Mth | $66,499 | $0 | $66,499 | $5,050 | $10,699 | $55,546 | $254 |
| 01532400-51131 | DFES-Admin-Secy 10 Mth | $42,344 | $0 | $42,344 | $0 | $1,629 | $40,716 | $0 |
| 01532400-51135 | DFES-Admin-Clerical Xtra Time | $0 | $0 | $0 | $12 | $31 | $0 | ($31) |
| 01532400-54900 | DFES-Admin-Other Purch'd Svcs | $300 | $0 | $300 | $0 | $0 | $0 | $300 |
| 01532400-55800 | DFES-Admin-Professional Devt | $500 | $0 | $500 | $0 | $0 | $0 | $500 |
| 01532400-56110 | DFES-Admin-Office Supplies | $3,912 | $0 | $3,912 | $0 | $1,457 | $944 | $1,512 |
| 01532400-58900 | DFES-Admin-Dues & Fees | $500 | $0 | $500 | $0 | $0 | $0 | $500 |
| | **Total Daniels Farm School** | **$3,508,861** | **$0** | **$3,508,861** | **$19,340** | **$84,214** | **$342,780** | **$3,081,867** |
| 01541001-51110 | MBES-Classroom-Teachers | $2,327,473 | $0 | $2,327,473 | $0 | $0 | $0 | $2,327,473 |
| 01541001-51120 | MBES-Classroom-Instructional Aides | $51,785 | $0 | $51,785 | $0 | $0 | $51,785 | $0 |
| 01541001-55500 | MBES-Classroom-Interns | $32,500 | $0 | $32,500 | $0 | $0 | $0 | $32,500 |
| 01541001-56111 | MBES-Classroom Supplies | $30,480 | $0 | $30,480 | $0 | $2,537 | $25,613 | $2,330 |
| 01541001-56411 | MBES-Classroom-Text & Workbooks | $35,560 | $0 | $35,560 | $0 | $0 | $35,560 | $0 |
| 01541001-57301 | MBES-Classroom-Equipment Instructional | $2,540 | $0 | $2,540 | $0 | $0 | $0 | $2,540 |
| 01541001-57308 | MBES-Classroom-Furniture | $2,540 | $0 | $2,540 | $0 | $299 | $809 | $1,432 |
| 01541002-51110 | MBES-Classroom-Specialists | $751,484 | $0 | $751,484 | $0 | $0 | $0 | $751,484 |
| 01542220-51110 | MBES Library-Teachers-Salaries | $118,741 | $0 | $118,741 | $0 | $0 | $0 | $118,741 |
| 01542220-56420 | MBES-Library-Books & Media | $5,080 | $0 | $5,080 | $0 | $0 | $1,990 | $3,090 |
| 01542220-56425 | MBES-Library-Periodicals | $1,016 | $0 | $1,016 | $0 | $0 | $811 | $205 |
| 01542220-56901 | MBES-Library-Supplies | $2,032 | $0 | $2,032 | $0 | $0 | $544 | $1,488 |
| 01542220-57302 | MBES-Library-Equipment Instructional | $2,032 | $0 | $2,032 | $0 | $0 | $1,116 | $916 |
| 01542400-51113 | MBES-Admin-Principal | $327,262 | $0 | $327,262 | $18,772 | $37,543 | $206,488 | $83,231 |
| 01542400-51120 | MBES-Admin-Paras | $12,893 | $0 | $12,893 | $0 | $0 | $12,893 | ($0) |
| 01542400-51130 | MBES-Admin-Secy 12 Mth | $65,899 | $0 | $65,899 | $5,050 | $10,099 | $55,546 | $254 |
| 01542400-51131 | MBES-Admin-Secy 10 Mth | $37,234 | $0 | $37,234 | $0 | $1,432 | $35,802 | $0 |
| 01542400-51135 | MBES-Admin-Clerical Xtra Time | $0 | $0 | $0 | $0 | $0 | $0 | $0 |
| 01542400-54900 | MBES-Admin-Other Purch'd Svcs | $0 | $0 | $0 | $0 | $0 | $0 | $0 |
| 01542400-55800 | MBES-Admin-Professional Devt | $500 | $0 | $500 | $0 | $0 | $0 | $500 |
| 01542400-56110 | MBES-Admin-Office Supplies | $5,000 | $0 | $5,000 | $0 | $311 | $0 | $4,689 |
| 01542400-58900 | MBES-Admin-Dues & Fees | $100 | $0 | $100 | $0 | $0 | $0 | $100 |
| | **Total Middlebrook School** | **$3,812,151** | **$0** | **$3,812,151** | **$23,821** | **$52,222** | **$428,955** | **$3,330,974** |
| 01551001-51110 | JRES-Classroom-Teachers | $2,074,856 | $0 | $2,074,856 | $0 | $0 | $0 | $2,074,856 |
| 01551001-51120 | JRES-Classroom-Instructional Aides | $56,641 | $0 | $56,641 | $0 | $0 | $56,641 | $0 |
| 01551001-55500 | JRES-Classroom-Interns | $32,500 | $0 | $32,500 | $0 | $0 | $0 | $32,500 |
| 01551001-56111 | JRES-Classroom Supplies | $27,240 | $0 | $27,240 | $0 | $963 | $17,153 | $9,124 |
| 01551001-56411 | JRES-Classroom-Text & Workbooks | $31,780 | $0 | $31,780 | $0 | $0 | $26,139 | $5,641 |
| 01551001-57301 | JRES-Classroom-Equipment Instructional | $2,270 | $0 | $2,270 | $0 | $0 | $0 | $2,270 |
| 01551001-57308 | JRES-Classroom-Furniture | $2,270 | $0 | $2,270 | $0 | $0 | $558 | $1,712 |
| 01551002-51110 | JRES-Classroom-Specialists | $657,252 | $0 | $657,252 | $0 | $0 | $0 | $657,252 |
| 01552220-51110 | JRES Library-Teachers-Salaries | $94,423 | $0 | $94,423 | $0 | $0 | $0 | $94,423 |
| 01552220-56420 | JRES-Library-Books & Media | $4,540 | $0 | $4,540 | $0 | $0 | $2,556 | $1,984 |
| 01552220-56425 | JRES-Library-Periodicals | $908 | $0 | $908 | $0 | $0 | $408 | $500 |
| 01552220-56901 | JRES-Library-Supplies | $1,816 | $0 | $1,816 | $0 | $0 | $909 | $907 |
| 01552220-57302 | JRES-Library-Equipment Instructional | $1,816 | $0 | $1,816 | $0 | $0 | $0 | $1,816 |
| 01552400-51113 | JRES-Admin-Principal | $180,055 | $0 | $180,055 | $13,850 | $27,701 | $152,354 | $0 |
| 01552400-51120 | JRES-Admin-Paras | $23,292 | $0 | $23,292 | $0 | $0 | $23,292 | ($0) |
| 01552400-51130 | JRES-Admin-Secy 12 Mth | $66,499 | $0 | $66,499 | $5,050 | $10,699 | $55,546 | $254 |
| 01552400-51131 | JRES-Admin-Secy 10 Mth | $42,344 | $0 | $42,344 | $0 | $1,629 | $40,716 | $0 |
| 01552400-51135 | JRES-Admin-Clerical Xtra Time | $500 | $0 | $500 | $0 | $36 | $0 | $464 |
| 01552400-54900 | JRES-Admin-Other Purch'd Svcs | $500 | $0 | $500 | $0 | $0 | $0 | $500 |
| 01552400-55800 | JRES-Admin-Professional Devt | $500 | $0 | $500 | $0 | $0 | $0 | $500 |
| 01552400-56110 | JRES-Admin-Office Supplies | $3,632 | $0 | $3,632 | $0 | $572 | $305 | $2,755 |
| 01552400-58900 | JRES-Admin-Dues & Fees | $550 | $0 | $550 | $0 | $0 | $0 | $550 |
| | **Total Jane Ryan School** | **$3,306,185** | **$0** | **$3,306,185** | **$18,900** | **$41,599** | **$376,576** | **$2,888,009** |
| 01581001-51110 | TES-Classroom-Teachers | $2,041,177 | $0 | $2,041,177 | $0 | $0 | $0 | $2,041,177 |
| 01581001-51120 | TES-Classroom-Instructional Aides | $58,731 | $0 | $58,731 | $0 | $0 | $58,731 | ($0) |
| 01581001-55500 | TES-Classroom-Interns | $32,500 | $0 | $32,500 | $0 | $0 | $0 | $32,500 |
| 01581001-56111 | TES-Classroom Supplies | $26,320 | $0 | $26,320 | $3,698 | $9,631 | $6,524 | $10,165 |
| 01581001-56411 | TES-Classroom-Text & Workbooks | $29,540 | $0 | $29,540 | $1,297 | $24,455 | $2,859 | $2,226 |
| 01581001-57301 | TES-Classroom-Equipment Instructional | $2,110 | $0 | $2,110 | $104 | $696 | $0 | $1,414 |
| 01581001-57308 | TES-Classroom-Furniture | $2,110 | $0 | $2,110 | $1,159 | $1,609 | $150 | $351 |
| 01581002-51110 | TES-Classroom-Specialists | $586,403 | $0 | $586,403 | $0 | $0 | $0 | $586,403 |
| 01582220-51110 | TES Library-Teachers-Salaries | $94,423 | $0 | $94,423 | $0 | $0 | $0 | $94,423 |
| 01582220-56420 | TES-Library-Books & Media | $4,220 | $0 | $4,220 | $0 | $0 | $2,399 | $1,821 |
| 01582220-56425 | TES-Library-Periodicals | $844 | $0 | $844 | $0 | $0 | $289 | $555 |
| 01582220-56901 | TES-Library-Supplies | $1,688 | $0 | $1,688 | $0 | $0 | $1,010 | $678 |

**Trumbull Board of Education Expense vs Budget Detail**
**By Location**
**Report for the Period Ended 8/31/2023**

| Account # | Account Description | Budget Original | Budget Transfers | Budget Revised | July Expended | August Expended | Committed/ Estimates | Available/ (Over) |
|---|---|---|---|---|---|---|---|---|
| 01582220-57302 | TES-Library-Equipment Instructional | $1,688 | $0 | $1,688 | $0 | $0 | $1,593 | $95 |
| 01582400-51113 | TSES-Admin-Principal | $185,622 | $0 | $185,622 | $14,279 | $28,557 | $157,065 | ($0) |
| 01582400-51120 | TES-Admin-Paras | $23,466 | $0 | $23,466 | $0 | $0 | $23,466 | $0 |
| 01582400-51130 | TES-Admin-Secy 12 Mth | $66,189 | $0 | $66,189 | $5,050 | $10,099 | $55,546 | $544 |
| 01582400-51131 | TES-Admin-Secy 10 Mth | $42,344 | $0 | $42,344 | $0 | $1,629 | $40,716 | ($0) |
| 01582400-51135 | TES-Admin-Clerical Xtra Time | $500 | $0 | $500 | $12 | $12 | $0 | $488 |
| 01582400-54900 | TES-Admin-Other Purch'd Svcs | $300 | $0 | $300 | $0 | $0 | $0 | $300 |
| 01582400-55800 | TES-Admin-Professional Devt | $500 | $0 | $500 | $0 | $0 | $0 | $500 |
| 01582400-56110 | TES-Admin-Office Supplies | $3,376 | $0 | $3,376 | $0 | $1,928 | $63 | $1,386 |
| 01582400-58900 | TES-Admin-Dues & Fees | $500 | $0 | $500 | $139 | $139 | $97 | $264 |
| | **Total Tashua School** | **$3,204,551** | **$0** | **$3,204,551** | **$25,737** | **$78,755** | **$350,506** | **$2,775,290** |
| 01611001-51110 | HMS-Classroom-Teacher Salaries | $3,830,784 | $0 | $3,830,784 | $0 | $0 | $0 | $3,830,784 |
| 01611001-51111 | HMS-Teacher Specialists | $118,741 | $0 | $118,741 | $0 | $0 | $0 | $118,741 |
| 01611001-55500 | HMS-Classroom-Interns | $48,750 | $0 | $48,750 | $0 | $0 | $0 | $48,750 |
| 01611001-56111 | HMS-Classroom-Classroom Supplies | $32,938 | $0 | $32,938 | $365 | $1,121 | $7,669 | $24,148 |
| 01611001-56411 | HMS-Classroom-Text & Workbooks | $16,852 | $0 | $16,852 | $0 | $720 | $10,255 | $5,877 |
| 01611001-57301 | HMS-Classroom-Equipment Instructional | $3,064 | $0 | $3,064 | $0 | $0 | $2,350 | $714 |
| 01611001-57308 | HMS-Classroom-Furniture | $383 | $0 | $383 | $0 | $0 | $0 | $383 |
| 01611016-51110 | HMS-Music-Teacher Salaries | $339,837 | $0 | $339,837 | $0 | $0 | $0 | $339,837 |
| 01611016-54900 | HMS-Music-Other Purch'd Property Svcs | $1,200 | $0 | $1,200 | $0 | $0 | $0 | $1,200 |
| 01611016-56111 | HMS-Music-Classroom Supplies | $2,250 | $0 | $2,250 | $0 | $0 | $0 | $2,250 |
| 01611016-57301 | HMS-Music-Equipment Instructional | $3,300 | $0 | $3,300 | $0 | $0 | $0 | $3,300 |
| 01611019-51110 | HMS-PE/Health-Teacher Salaries | $351,217 | $0 | $351,217 | $0 | $0 | $0 | $351,217 |
| 01611019-56111 | HMS-PE/Health-Classroom Supplies | $3,420 | $0 | $3,420 | $0 | $1,060 | $620 | $1,740 |
| 01612120-51110 | HMS-Guidance-Teacher Salaries | $302,655 | $0 | $302,655 | $0 | $13,569 | $0 | $289,086 |
| 01612120-51131 | HMS-Guidance-Secy 10 Mth | $52,113 | $0 | $52,113 | $0 | $2,004 | $50,109 | $0 |
| 01612120-51135 | HMS-Guidance-Clerical Xtra Time | $0 | $0 | $0 | $0 | $0 | $0 | $0 |
| 01612220-51110 | HMS-Library-Teacher Salaries | $118,741 | $0 | $118,741 | $0 | $0 | $0 | $118,741 |
| 01612220-51120 | HMS-Library-Paras | $0 | $0 | $0 | $0 | $0 | $0 | $0 |
| 01612220-56111 | HMS-Library-Supplies | $1,532 | $0 | $1,532 | $0 | $0 | $0 | $1,532 |
| 01612220-56420 | HMS-Library-Books & Media | $2,298 | $0 | $2,298 | $0 | $0 | $0 | $2,298 |
| 01612220-56425 | HMS-Library-Periodicals | $2,298 | $0 | $2,298 | $0 | $0 | $0 | $2,298 |
| 01612220-57302 | HMS-Library-Equipment Instructional | $1,532 | $0 | $1,532 | $0 | $0 | $0 | $1,532 |
| 01612400-51110 | HMS-Admin-Teacher Xtra days | $0 | $0 | $0 | $0 | $0 | $0 | $0 |
| 01612400-51113 | HMS-Admin-Principal/Asst Principal | $343,627 | $0 | $343,627 | $26,433 | $52,866 | $290,761 | ($0) |
| 01612400-51120 | HMS-Admin-Admin Para | $13,185 | $0 | $13,185 | $0 | $0 | $13,185 | ($0) |
| 01612400-51130 | HMS-Admin-Secy 12 Mth | $66,189 | $0 | $66,189 | $5,050 | $10,099 | $55,546 | $544 |
| 01612400-51131 | HMS-Admin-Secy 10 Mth | $43,112 | $0 | $43,112 | $0 | $1,658 | $41,454 | $0 |
| 01612400-51135 | HMS-Admin-Clerical Xtra Time | $0 | $0 | $0 | $0 | $0 | $0 | $0 |
| 01612400-54900 | HMS-Classroom-Other Purch'd Svcs | $1,700 | $0 | $1,700 | $0 | $0 | $0 | $1,700 |
| 01612400-55800 | HMS-Admin-Professional Devt | $1,000 | $0 | $1,000 | $0 | $0 | $0 | $1,000 |
| 01612400-55906 | HMS-Classroom-Printing | $0 | $0 | $0 | $0 | $0 | $0 | $0 |
| 01612400-56110 | HMS-Admin-Office Supplies | $6,128 | $0 | $6,128 | $0 | $0 | $0 | $6,128 |
| 01612400-57301 | HMS-Admin-Equipment | $1,000 | $0 | $1,000 | $0 | $0 | $0 | $1,000 |
| 01612400-58900 | HMS-Admin-Dues & Fees | $1,200 | $0 | $1,200 | $590 | $590 | $0 | $610 |
| 01613202-51116 | HMS-Activities-Advisors | $45,000 | $0 | $45,000 | $0 | $0 | $45,000 | $0 |
| 01613202-53301 | HMS-Activities-Police | $0 | $0 | $0 | $0 | $0 | $0 | $0 |
| 01613202-56119 | HMS-Activities-Supplies | $4,000 | $0 | $4,000 | $0 | $0 | $1,450 | $2,550 |
| | **Total Hillcrest Middle School** | **$5,760,046** | **$0** | **$5,760,046** | **$32,438** | **$83,687** | **$518,398** | **$5,157,961** |
| 01621001-51110 | MMS-Classroom-Teacher Salaries | $4,343,480 | $0 | $4,343,480 | $0 | $0 | $0 | $4,343,480 |
| 01621001-51111 | MMS-Teacher Specialists | $81,532 | $0 | $81,532 | $0 | $0 | $0 | $81,532 |
| 01621001-55500 | MMS-Classroom-Interns | $48,750 | $0 | $48,750 | $0 | $0 | $0 | $48,750 |
| 01621001-56111 | MMS-Classroom-Classroom Supplies | $34,443 | $0 | $34,443 | $0 | $1,688 | $4,260 | $28,495 |
| 01621001-56411 | MMS-Classroom-Text & Workbooks | $17,622 | $0 | $17,622 | $13,055 | $13,120 | $2,085 | $2,418 |
| 01621001-57301 | MMS-Classroom-Equipment Instructional | $3,204 | $0 | $3,204 | $0 | $0 | $0 | $3,204 |
| 01621001-57308 | MMS-Classroom-Furniture | $401 | $0 | $401 | $0 | $0 | $0 | $401 |
| 01621016-51110 | MMS-Music-Teacher Salaries | $310,541 | $0 | $310,541 | $0 | $0 | $0 | $310,541 |
| 01621016-54900 | MMS-Music-Other Purch'd Property Svcs | $1,000 | $0 | $1,000 | $0 | $0 | $0 | $1,000 |
| 01621016-56111 | MMS-Music-Classroom Supplies | $2,500 | $0 | $2,500 | $0 | $0 | $0 | $2,500 |
| 01621016-56411 | MMS-Music-Text & Workbooks | $0 | $0 | $0 | $0 | $0 | $0 | $0 |
| 01621016-57301 | MMS-Music-Equipment Instructional | $3,500 | $0 | $3,500 | $0 | $0 | $0 | $3,500 |
| 01621019-51110 | MMS-PE/Health-Teacher Salaries | $392,553 | $0 | $392,553 | $0 | $0 | $0 | $392,553 |
| 01621019-56111 | MMS-PE/Health-Classroom Supplies | $2,500 | $0 | $2,500 | $0 | $0 | $0 | $2,500 |
| 01622120-51110 | MMS-Guidance-Teacher Salaries | $313,716 | $0 | $313,716 | $0 | $13,569 | $0 | $300,147 |
| 01622120-51131 | MMS-Guidance-Secy 10 Mth | $53,101 | $0 | $53,101 | $0 | $2,023 | $50,578 | $500 |
| 01622120-51135 | MMS-Guidance-Clerical Xtra Time | $0 | $0 | $0 | $0 | $23 | $0 | ($23) |
| 01622220-51110 | MMS-Library-Teacher Salaries | $118,741 | $0 | $118,741 | $0 | $0 | $0 | $118,741 |
| 01622220-51120 | MMS-Library-Paras | $0 | $0 | $0 | $0 | $0 | $0 | $0 |
| 01622220-56420 | MMS-Library-Books & Media | $2,403 | $0 | $2,403 | $0 | $843 | $291 | $1,269 |
| 01622220-56425 | MMS-Library-Periodicals | $2,402 | $0 | $2,402 | $0 | $927 | $514 | $961 |

**Trumbull Board of Education Expense vs Budget Detail**
**By Location**
**Report for the Period Ended 8/31/2023**

| Account # | Account Description | Budget Original | Budget Transfers | Budget Revised | July Expended | August Expended | Committed/ Estimates | Available/ (Over) |
|---|---|---|---|---|---|---|---|---|
| 01622220-56901 | MMS-Library-Supplies | $1,602 | $0 | $1,602 | $0 | $558 | $768 | $275 |
| 01622220-57302 | MMS-Library-Equipment Instructional | $1,602 | $0 | $1,602 | $0 | $0 | $1,250 | $352 |
| 01622400-51110 | MMS-Admin-Teacher Xtra days | $0 | $0 | $0 | $0 | $0 | $0 | $0 |
| 01622400-51113 | MMS-Admin-Principal/Asst Principal | $357,132 | $0 | $357,132 | $27,472 | $54,943 | $302,189 | ($0) |
| 01622400-51120 | MMS-Admin-Admin Para | $13,783 | $0 | $13,783 | $0 | $0 | $13,783 | ($0) |
| 01622400-51130 | MMS-Admin-Secy 12 Mth | $65,899 | $0 | $65,899 | $5,061 | $10,385 | $55,546 | ($32) |
| 01622400-51131 | MMS-Admin-Secy 10 Mth | $52,113 | $0 | $52,113 | $0 | $1,932 | $40,570 | $9,611 |
| 01622400-51135 | MMS-Admin-Clerical Xtra Time | $0 | $0 | $0 | $0 | $0 | $0 | $0 |
| 01622400-54900 | MMS-Classroom-Other Purch'd Svcs | $1,500 | $0 | $1,500 | $0 | $20 | $500 | $980 |
| 01622400-55800 | MMS-Admin-Professional Devt | $1,000 | $0 | $1,000 | $0 | $0 | $0 | $1,000 |
| 01622400-55906 | MMS-Classroom-Printing | $0 | $0 | $0 | $0 | $0 | $0 | $0 |
| 01622400-56110 | MMS-Admin-Office Supplies | $6,408 | $0 | $6,408 | $0 | $0 | $0 | $6,408 |
| 01622400-57301 | MMS-Admin-Equipment | $500 | $0 | $500 | $0 | $0 | $120 | $380 |
| 01622400-58900 | MMS-Admin-Dues & Fees | $800 | $0 | $800 | $0 | $675 | $0 | $125 |
| 01623202-51116 | MMS-Activities-Advisors | $45,000 | $0 | $45,000 | $0 | $0 | $45,000 | $0 |
| 01623202-53301 | MMS-Activities-Police | $800 | $0 | $800 | $0 | $0 | $0 | $800 |
| 01623202-56119 | MMS-Activities-Supplies | $2,500 | $0 | $2,500 | $385 | $385 | $0 | $2,115 |
| | **Total Madison Middle School** | **$6,283,028** | **$0** | **$6,283,028** | **$45,973** | **$101,091** | **$517,454** | **$5,664,484** |
| 01711001-51110 | THS-Classroom-Teacher Salaries | $11,554,051 | $0 | $11,554,051 | $0 | $27,138 | $0 | $11,526,913 |
| 01711001-51111 | THS-Teacher Specialists | $122,146 | $0 | $122,146 | $0 | $0 | $0 | $122,146 |
| 01711001-54900 | THS-Classroom-Other Purch'd Property Svcs | $0 | $0 | $0 | $0 | $21 | $0 | ($21) |
| 01711001-55800 | THS-Classroom-Professional Devt | $0 | $0 | $0 | $0 | $0 | $0 | $0 |
| 01711001-56111 | THS-Classroom-Classroom Supplies | $32,000 | $0 | $32,000 | $0 | $0 | $0 | $32,000 |
| 01711001-57301 | THS-Classroom-Equipment | $0 | $0 | $0 | $0 | $0 | $0 | $0 |
| 01711002-55800 | THS-Art-Professional Devt | $0 | $0 | $0 | $0 | $0 | $0 | $0 |
| 01711002-56112 | THS-Art-Supplies | $18,020 | $0 | $18,020 | $444 | $3,176 | $4,246 | $10,598 |
| 01711002-57301 | THS-Art-Equipment Instructional | $8,500 | $0 | $8,500 | $0 | $0 | $950 | $7,550 |
| 01711003-51110 | THS-Admin-Detention Duty | $0 | $0 | $0 | $0 | $0 | $0 | $0 |
| 01711003-56112 | THS-Business Ed-Supplies | $1,700 | $0 | $1,700 | $0 | $348 | $1,699 | ($346) |
| 01711003-56411 | THS-Business Ed-Text & Workbooks | $11,700 | $0 | $11,700 | $4,500 | $11,174 | $800 | ($274) |
| 01711003-57301 | THS-Business Ed-Equipment Instructional | $0 | $0 | $0 | $0 | $0 | $0 | $0 |
| 01711006-51110 | THS-Ag Science-Teachers Salaries | $631,145 | $0 | $631,145 | $0 | $49,753 | $0 | $581,392 |
| 01711006-51114 | THS-Ag Science-Director | $81,117 | $0 | $81,117 | $6,324 | $12,649 | $69,568 | ($1,100) |
| 01711006-51129 | THS-Ag Science-Misc Salaries | $6,000 | $0 | $6,000 | $198 | $995 | $0 | $5,005 |
| 01711006-51131 | THS-Ag Science-Secy 10 Mths | $39,803 | $0 | $39,803 | $0 | $1,867 | $37,936 | $0 |
| 01711006-51135 | THS-Ag Science-Secy Xtra Time | $459 | $0 | $459 | $0 | $348 | $0 | $111 |
| 01711006-54300 | THS-Ag Science-Repairs & Svc Fees | $3,000 | $0 | $3,000 | $103 | $103 | $2,897 | $0 |
| 01711006-54900 | THS-Ag Science-Other Purch'd Prop Svcs | $3,000 | $0 | $3,000 | $0 | $267 | $1,650 | $1,083 |
| 01711006-55809 | THS-Ag Science-Transportation | $2,629 | $0 | $2,629 | $0 | $0 | $2,000 | $629 |
| 01711006-55906 | THS-Ag Science-Printing | $1,500 | $0 | $1,500 | $0 | $0 | $0 | $1,500 |
| 01711006-56112 | THS-Ag Science-Supplies | $31,000 | $0 | $31,000 | $439 | $1,403 | $29,597 | $0 |
| 01711006-56411 | THS-Ag Science-Text & Workbooks | $1,074 | $0 | $1,074 | $0 | $0 | $0 | $1,074 |
| 01711006-57301 | THS-Ag Science-Equipment Instructional | $969 | $0 | $969 | $0 | $0 | $0 | $969 |
| 01711006-58900 | THS-Ag Science-Dues & Fees | $4,899 | $0 | $4,899 | $0 | $195 | $805 | $3,899 |
| 01711010-56112 | THS-English-Supplies | $1,030 | $0 | $1,030 | $0 | $0 | $327 | $703 |
| 01711010-56411 | THS-English-Text & Workbooks | $19,000 | $0 | $19,000 | $0 | $470 | $9,032 | $9,499 |
| 01711011-51110 | THS-World Language-Teacher Salaries | $0 | $0 | $0 | $0 | $0 | $0 | $0 |
| 01711011-55800 | THS-World Language-Professional Devt | $0 | $0 | $0 | $0 | $0 | $0 | $0 |
| 01711011-56112 | THS-World Language-Supplies | $1,600 | $0 | $1,600 | $0 | $0 | $738 | $862 |
| 01711011-56411 | THS-World Language-Text & Workbooks | $12,500 | $0 | $12,500 | $0 | $0 | $11,689 | $811 |
| 01711011-57301 | THS-World Language-Equipment Instructional | $13,000 | $0 | $13,000 | $0 | $0 | $7,543 | $5,457 |
| 01711013-56112 | THS-Family Consumer Science-Supplies | $14,600 | $0 | $14,600 | $0 | $1,095 | $950 | $12,555 |
| 01711013-56411 | THS-Family Consumer Science-Text & Workbooks | $0 | $0 | $0 | $0 | $0 | $0 | $0 |
| 01711013-57301 | THS-Family Consumer Science-Equipment Instructional | $2,000 | $0 | $2,000 | $0 | $0 | $950 | $1,050 |
| 01711014-54900 | THS-Technology Education-Other Purch'd Prop Svcs | $0 | $0 | $0 | $0 | $0 | $0 | $0 |
| 01711014-56112 | THS-Technology Education-Supplies | $22,000 | $0 | $22,000 | $0 | $0 | $2,850 | $19,150 |
| 01711014-57301 | THS-Technology Education-Equipment Instructional | $2,000 | $0 | $2,000 | $0 | $0 | $900 | $1,100 |
| 01711015-56112 | THS-Mathematics-Supplies | $1,550 | $0 | $1,550 | $0 | $0 | $0 | $1,550 |
| 01711015-56411 | THS-Mathematics-Text & Workbooks | $4,000 | $0 | $4,000 | $0 | $0 | $2,220 | $1,780 |
| 01711016-51110 | THS-Music-Teacher Salaries | $280,483 | $0 | $280,483 | $0 | $0 | $0 | $280,483 |
| 01711016-51116 | THS-Music-Directors | $0 | $0 | $0 | $0 | $0 | $0 | $0 |
| 01711016-53300 | THS-Music-Other Professional Svcs | $47,575 | $0 | $47,575 | $0 | $0 | $950 | $46,625 |
| 01711016-54201 | THS-Music-Uniform Cleaning | $1,500 | $0 | $1,500 | $0 | $0 | $950 | $550 |
| 01711016-55809 | THS-Music-Transportation | $20,000 | $0 | $20,000 | $0 | $0 | $6,000 | $14,000 |
| 01711016-56112 | THS-Music-Supplies | $5,400 | $0 | $5,400 | $0 | $0 | $950 | $4,450 |
| 01711016-57301 | THS-Music-Equipment Instructional | $3,000 | $0 | $3,000 | $0 | $453 | $387 | $2,160 |
| 01711019-51110 | THS-PE/Health-Teacher Salaries | $835,915 | $0 | $835,915 | $0 | $4,523 | $0 | $831,392 |
| 01711019-56112 | THS-PE/Health-Supplies | $2,700 | $0 | $2,700 | $119 | $1,109 | $0 | $1,591 |
| 01711019-56411 | THS-PE/Health-Text & Workbooks | $500 | $0 | $500 | $0 | $0 | $0 | $500 |
| 01711019-57301 | THS-PE/Health-Equipment Instructional | $3,500 | $0 | $3,500 | $0 | $989 | $0 | $2,511 |
| 01711019-58900 | THS-PE/Health-Dues & Fees | $0 | $0 | $0 | $0 | $0 | $0 | $0 |

**Trumbull Board of Education Expense vs Budget Detail**
**By Location**
**Report for the Period Ended 8/31/2023**

| Account # | Account Description | Budget Original | Budget Transfers | Budget Revised | July Expended | August Expended | Committed/ Estimates | Available/ (Over) |
|---|---|---|---|---|---|---|---|---|
| 01711022-51110 | THS-Alternate School-Teachers Salaries | $415,242 | $0 | $415,242 | $0 | $0 | $0 | $415,242 |
| 01711022-51131 | THS-Alternate School-Secy 10 Mths | $0 | $0 | $0 | $0 | $0 | $0 | $0 |
| 01711022-55809 | THS-Alternate School-Field Trips | $0 | $0 | $0 | $0 | $0 | $0 | $0 |
| 01711022-56112 | THS-Alternate School-Supplies | $0 | $0 | $0 | $0 | $0 | $0 | $0 |
| 01711022-56411 | THS-Alternate School-Text & Workbooks | $2,290 | $0 | $2,290 | $0 | $0 | $0 | $2,290 |
| 01711027-56112 | THS-Science-Supplies | $12,730 | $0 | $12,730 | $0 | $0 | $0 | $12,730 |
| 01711027-56411 | THS-Science-Text & Workbooks | $4,000 | $0 | $4,000 | $0 | $0 | $0 | $4,000 |
| 01711027-57301 | THS-Science-Equipment Instructional | $9,020 | $0 | $9,020 | $0 | $0 | $0 | $9,020 |
| 01711028-51110 | THS-Admin-Teacher Xtra Tme | $0 | $0 | $0 | $0 | $0 | $0 | $0 |
| 01711028-56112 | THS-Social Studies-Supplies | $880 | $0 | $880 | $0 | $0 | $0 | $880 |
| 01711028-56411 | THS-Social Studies-Text & Workbooks | $4,000 | $0 | $4,000 | $0 | $748 | $3,599 | ($347) |
| 01712120-51110 | THS-Guidance-Teacher Salaries | $1,383,546 | $0 | $1,383,546 | $0 | $63,322 | $0 | $1,320,224 |
| 01712120-51130 | THS-Guidance-Secy 12 Mths | $190,634 | $0 | $190,634 | $15,124 | $29,918 | $159,984 | $732 |
| 01712120-51135 | THS-Guidance-Clerical Xtra Time | $0 | $0 | $0 | $0 | $11 | $0 | ($11) |
| 01712120-53220 | THS-Guidance-Career Guidance | $920 | $0 | $920 | $0 | $0 | $0 | $920 |
| 01712120-56112 | THS-Guidance-Supplies | $450 | $0 | $450 | $0 | $0 | $0 | $450 |
| 01712120-56118 | THS-Guidance-Software | $0 | $0 | $0 | $0 | $0 | $0 | $0 |
| 01712120-56903 | THS-Guidance-Testing Materials | $650 | $0 | $650 | $0 | $0 | $0 | $650 |
| 01712120-58900 | THS-Guidance-Dues & Fees | $0 | $0 | $0 | $0 | $0 | $0 | $0 |
| 01712220-51110 | THS-Library-Teacher Salaries | $94,530 | $0 | $94,530 | $0 | $0 | $0 | $94,530 |
| 01712220-51130 | THS-Library-Secy 12 Mths | $0 | $0 | $0 | $121 | $121 | $0 | ($121) |
| 01712220-51131 | THS-Library-Secy 10 Mths | $0 | $0 | $0 | $0 | $0 | $0 | $0 |
| 01712220-51135 | THS-Library-Clerical Xtra Time | $0 | $0 | $0 | $0 | $0 | $0 | $0 |
| 01712220-56420 | THS-Library-Books & Media | $9,000 | $0 | $9,000 | $0 | $0 | $966 | $8,034 |
| 01712220-56425 | THS-Library-Periodicals | $2,060 | $0 | $2,060 | $0 | $0 | $749 | $1,311 |
| 01712220-56901 | THS-Library-Supplies | $2,540 | $0 | $2,540 | $0 | $0 | $0 | $2,540 |
| 01712220-57302 | THS-Library-Equipment Instructional | $775 | $0 | $775 | $0 | $0 | $425 | $350 |
| 01712220-58900 | THS-Library-Dues & Fees | $260 | $0 | $260 | $0 | $0 | $0 | $260 |
| 01712221-56112 | THS-Auditorium/Theater Tech-Supplies | $0 | $0 | $0 | $0 | $0 | $0 | $0 |
| 01712221-56900 | THS-Auditorium/Theater Tech-Parts & Maintenance | $1,750 | $0 | $1,750 | $0 | $0 | $0 | $1,750 |
| 01712221-57301 | THS-Auditorium/Theater Tech-Equipment Instructional | $4,000 | $0 | $4,000 | $0 | $0 | $0 | $4,000 |
| 01712400-51110 | THS-Detention-Teacher Salaries | $3,500 | $0 | $3,500 | $0 | $0 | $0 | $3,500 |
| 01712400-51113 | THS-Admin-Principals | $890,802 | $0 | $890,802 | $54,246 | $120,522 | $743,732 | $26,549 |
| 01712400-51120 | THS-L/W-Paras | $82,724 | $0 | $82,724 | $0 | $0 | $82,724 | ($0) |
| 01712400-51130 | THS-Admin-Secy 12 Mth | $122,919 | $0 | $122,919 | $9,359 | $18,732 | $105,626 | ($1,439) |
| 01712400-51131 | THS-Admin-Secy 10 Mth | $156,828 | $0 | $156,828 | $0 | $5,639 | $140,985 | $10,203 |
| 01712400-51135 | THS-Admin-Clerical Xtra Time | $250 | $0 | $250 | $0 | $0 | $0 | $250 |
| 01712400-53301 | THS-Admin-Police Services | $65,000 | $0 | $65,000 | $0 | $0 | $0 | $65,000 |
| 01712400-55800 | THS-Admin-Professional Devt | $2,000 | $0 | $2,000 | $0 | $0 | $0 | $2,000 |
| 01712400-55901 | THS-Admin-Other Purch'd Svcs | $2,000 | $0 | $2,000 | $0 | $69 | $487 | $1,444 |
| 01712400-55906 | THS-Admin-Printing | $7,000 | $0 | $7,000 | $0 | $8,503 | $0 | ($1,503) |
| 01712400-56110 | THS-Admin-Office Supplies | $4,000 | $0 | $4,000 | $0 | $35 | $3,533 | $432 |
| 01712400-56116 | THS-Admin-Supplies | $7,750 | $0 | $7,750 | $0 | $0 | $107 | $7,643 |
| 01712400-56270 | THS-Admin-Security Supplies | $2,250 | $0 | $2,250 | $0 | $0 | $0 | $2,250 |
| 01712400-56425 | THS-Admin-Periodicals | $750 | $0 | $750 | $0 | $0 | $0 | $750 |
| 01712400-56907 | THS-Admin-Graduation | $19,000 | $0 | $19,000 | $0 | $0 | $0 | $19,000 |
| 01712400-57301 | THS-Admin-Equipment | $0 | $0 | $0 | $0 | $0 | $0 | $0 |
| 01712400-57308 | THS-Admin-Office Furniture | $37,985 | $0 | $37,985 | $0 | $0 | $0 | $37,985 |
| 01712400-58900 | THS-Admin-Dues & Fees | $11,225 | $0 | $11,225 | $10,515 | $10,515 | $0 | $710 |
| 01713202-51116 | THS-Activities-Advisors | $129,863 | $0 | $129,863 | $0 | $0 | $129,863 | $0 |
| 01713202-55807 | THS-Activities-Competitions | $45,000 | $0 | $45,000 | $0 | $0 | $0 | $45,000 |
| 01713202-55906 | THS-Activities-Printing | $500 | $0 | $500 | $0 | $0 | $0 | $500 |
| 01713203-56906 | THS-Activities-Fees, Awards & Supplies | $1,500 | $0 | $1,500 | $0 | $0 | $0 | $1,500 |
| 01401000-55502 | THS-Classroom-Interns | $48,750 | $0 | $48,750 | $0 | $0 | $0 | $48,750 |
| | **Total Trumbull High School** | **$17,629,436** | **$0** | **$17,629,436** | **$101,493** | **$376,212** | **$1,571,359** | **$15,681,864** |
| 01711019-51114 | Sports-Sports General-Director | $171,510 | $0 | $171,510 | $13,193 | $26,386 | $145,124 | ($0) |
| 01713201-51116 | Sports-Sports General-Coaches | $796,781 | $0 | $796,781 | $0 | $11,250 | $123,755 | $661,776 |
| 01713201-51129 | Sports-Sports General-Other Non Certified | $0 | $0 | $0 | $582 | $1,444 | $0 | ($1,444) |
| 01713201-51131 | Sports-Sports General-Secy 10 Mths | $43,112 | $0 | $43,112 | $0 | $1,658 | $41,454 | $0 |
| 01713201-51135 | Sports-Sports Gen-Clerical Xtra Time | $4,500 | $0 | $4,500 | $0 | $0 | $0 | $4,500 |
| 01713201-51170 | Sports-Athletic Game Staff | $0 | $0 | $0 | $0 | $200 | $0 | ($200) |
| 01713201-53300 | Sports-Sports GeneraL-Purch'd Svcs | $139,000 | $0 | $139,000 | $0 | $0 | $142,000 | ($3,000) |
| 01713201-53301 | Athletic Student Activity-Police Services | $15,000 | $0 | $15,000 | ($1,900) | ($1,900) | $15,000 | $1,900 |
| 01713201-54200 | Sports-Sports General-Cleaning Svcs | $15,000 | $0 | $15,000 | $0 | $0 | $15,000 | $0 |
| 01713201-55809 | THS-Transportation-Sports | $140,000 | $0 | $140,000 | $0 | $0 | $130,000 | $10,000 |
| 01713201-56112 | Sports-Sports General-Supplies | $126,000 | $0 | $126,000 | $0 | $996 | $60,834 | $64,171 |
| 01713201-57301 | Sports-Sports General-Equipment Instructional | $30,000 | $0 | $30,000 | $0 | $0 | $15,000 | $15,000 |
| 01713201-58900 | Sports-Sports General-Dues & Fees | $40,000 | $0 | $40,000 | ($175) | $0 | $29,852 | $10,148 |
| | **Total Athletics Department** | **$1,520,903** | **$0** | **$1,520,903** | **$11,700** | **$40,035** | **$718,018** | **$762,851** |
| 01741200-55600 | Adult Ed - Outgoing Tuition | $61,050 | $0 | $61,050 | $0 | $0 | $61,050 | $0 |

**Trumbull Board of Education Expense vs Budget Detail**
**By Location**
**Report for the Period Ended 8/31/2023**

| Account # | Account Description | Budget Original | Budget Transfers | Budget Revised | July Expended | August Expended | Committed/ Estimates | Available/ (Over) |
|---|---|---|---|---|---|---|---|---|
| 01741200-55900 | Continuing Ed-Other Purch'd Svcs | $0 | $0 | $0 | $0 | $0 | $0 | $0 |
| | **Total Continuing Education Department** | **$61,050** | **$0** | **$61,050** | **$0** | **$0** | **$61,050** | **$0** |
| 01402320-51114 | Human Resource Director | $165,000 | $0 | $165,000 | $13,200 | $26,400 | $145,200 | ($6,600) |
| 01802130-55800 | HR-Professional Devt | $16,550 | $0 | $16,550 | $0 | $0 | $0 | $16,550 |
| 01802130-55900 | HR-Personnel-Other Purch'd Svcs | $117,770 | $0 | $117,770 | $37,794 | $37,794 | $18,955 | $61,022 |
| 01802130-55903 | Human Resources-Admin-Advertising | $1,675 | $0 | $1,675 | $0 | $0 | $0 | $1,675 |
| 01802130-56110 | Human Resources-Admin-Office Supplies | $2,925 | $0 | $2,925 | $0 | $0 | $0 | $2,925 |
| 01802130-58900 | Human Resources-Admin-Dues & Fees | $1,200 | $0 | $1,200 | $0 | $0 | $0 | $1,200 |
| | **Total Human Resources Department** | **$305,120** | **$0** | **$305,120** | **$50,994** | **$64,194** | **$164,155** | **$76,772** |
| 01802320-51140 | Facilities-Admin-Substitutes | $55,000 | $0 | $55,000 | $2,183 | $5,349 | $49,651 | $0 |
| 01802320-55800 | Super-Personnel-Professional Devt | $0 | $0 | $0 | $0 | $0 | $0 | $0 |
| 01822230-51125 | Facilities-Admin-Director/Managers | $252,807 | $0 | $252,807 | $19,906 | $39,811 | $218,963 | ($5,967) |
| 01822230-51127 | Facilities-D/W-Security Guards | $826,935 | $0 | $826,935 | $8,309 | $20,544 | $809,374 | ($2,983) |
| 01822230-51128 | Facilities-D/W-Security Guards OT | $25,000 | $0 | $25,000 | $1,639 | $3,405 | $0 | $21,595 |
| 01822230-51130 | Facilities-Admin-Secy 12 Mth | $134,899 | $0 | $134,899 | $5,050 | $11,098 | $77,510 | $46,291 |
| 01822230-51135 | Facilities-Admin-Clerical Xtra Time | $0 | $0 | $0 | $0 | $0 | $0 | $0 |
| 01822230-51141 | Facilities-Admin-Manager OT | $0 | $0 | $0 | $0 | $0 | $0 | $0 |
| 01822230-55800 | Facilities-Admin-Professional Devt | $1,000 | $0 | $1,000 | $0 | $0 | $0 | $1,000 |
| 01822230-55910 | Facilities-Admin-Other Purch'd Svcs | $15,000 | $0 | $15,000 | $15,337 | $15,337 | $1,600 | ($1,937) |
| 01822230-56110 | Facilities-Admin-Office Supplies | $2,500 | $0 | $2,500 | $718 | $718 | $999 | $783 |
| 01822230-56425 | Facilities-Admin-Periodicals | $0 | $0 | $0 | $0 | $0 | $0 | $0 |
| 01822230-57301 | Facilities-Admin-Equipment | $0 | $0 | $0 | $0 | $0 | $0 | $0 |
| 01822230-57308 | Facilities-Admin-Furniture | $500 | $0 | $500 | $0 | $0 | $0 | $500 |
| 01822230-58900 | Facilities-Admin-Dues & Fees | $1,500 | $0 | $1,500 | $0 | $120 | $0 | $1,380 |
| 01842610-51140 | Facilities-Custodial-Salaries | $2,983,630 | $0 | $2,983,630 | $162,013 | $374,782 | $2,621,605 | ($12,756) |
| 01842610-51141 | Facilities-Custodial-Custodial OT | $125,000 | $0 | $125,000 | $3,128 | $12,668 | $0 | $112,332 |
| 01842610-51142 | Facilities-Custodial-School OT | $130,000 | $0 | $130,000 | $418 | $1,292 | $0 | $128,708 |
| 01842610-51143 | Facilities-Snow Removal-Salaries | $0 | $0 | $0 | $0 | $0 | $0 | $0 |
| 01842610-51145 | Facilities-Custodial- Custodial Support | $9,360 | $0 | $9,360 | $585 | $1,290 | $0 | $8,070 |
| 01842610-51149 | Facilities-Custodial-Custodial Night Diff | $7,000 | $0 | $7,000 | $0 | $16 | $0 | $6,984 |
| 01842610-54103 | Facilities-Custodial-Trash/Recycling | $75,000 | $0 | $75,000 | $8,491 | $9,010 | $59,748 | $6,242 |
| 01842610-54202 | Facilities-Custodial-Cleaning | $4,000 | $0 | $4,000 | $0 | $368 | $3,632 | $0 |
| 01842610-54300 | Facilities-Custodial-Repairs | $3,000 | $0 | $3,000 | $0 | $289 | $14,248 | ($11,537) |
| 01842610-55803 | Facilities-Admin-Mileage | $2,000 | $0 | $2,000 | $0 | $217 | $0 | $1,783 |
| 01842610-56130 | Facilities-Custodial-Supplies | $190,000 | $0 | $190,000 | $5,686 | $31,932 | $35,779 | $122,289 |
| 01842610-56132 | Facilities-Custodial-Supplies Replacement | $0 | $0 | $0 | $0 | $0 | $3,000 | ($3,000) |
| 01842610-57301 | Facilities-Custodial-Equipment | $2,000 | $0 | $2,000 | $0 | $0 | $0 | $2,000 |
| 01842611-54101 | Facilities-D/W-Electricity | $1,170,000 | $0 | $1,170,000 | ($2,000) | $94,971 | $1,071,029 | $4,000 |
| 01842611-54105 | Facilities-D/W-Water | $125,000 | $0 | $125,000 | $0 | $9,606 | $115,394 | $0 |
| 01842611-56201 | Facilities-D/W-Heating Oil | $0 | $0 | $0 | $0 | $0 | $0 | $0 |
| 01842611-56202 | Facilities-D/W-Natural Gas | $633,400 | $0 | $633,400 | $192 | $6,918 | $626,482 | $0 |
| 01842611-57202 | Facilities-Project Improvements to Site | $0 | $0 | $0 | $0 | $0 | $0 | $0 |
| 01852620-51140 | Facilities-Maintenance-Salaries | $819,958 | $0 | $819,958 | $43,481 | $101,753 | $707,212 | $10,993 |
| 01852620-51141 | Facilities-Maintenance-Maint OT | $25,000 | $0 | $25,000 | $0 | $5,583 | $0 | $19,417 |
| 01852620-51142 | Facilities-Maintenance-Security Checks | $0 | $0 | $0 | $0 | $0 | $0 | $0 |
| 01852620-51145 | Facilities-Maintenance-Summer Help | $32,000 | $0 | $32,000 | $10,635 | $25,328 | $0 | $6,673 |
| 01852622-54300 | Facilities-Snow Removal-Repairs & Svc Fees | $10,000 | $0 | $10,000 | $0 | $0 | $0 | $10,000 |
| 01852622-56134 | Facilities-Snow Removal-Supplies | $10,000 | $0 | $10,000 | $0 | $0 | $6,500 | $3,500 |
| 01852622-57307 | Facilities-Snow Removal-Equipment | $5,000 | $0 | $5,000 | $0 | $0 | $0 | $5,000 |
| 01852623-54300 | Facilities-Vehicles-Repairs & Svc Fees | $5,000 | $0 | $5,000 | $0 | $0 | $1,625 | $3,375 |
| 01852623-56133 | Facilities-Vehicles-Gas/Diesel | $50,000 | $0 | $50,000 | $3,118 | $6,697 | $6,500 | $36,803 |
| 01852623-56134 | Facilities-Vehicles-Supplies | $20,000 | $0 | $20,000 | $1,019 | $1,600 | $11,917 | $6,483 |
| 01852623-57307 | Facilities-Vehicles-Equipment | $3,500 | $0 | $3,500 | $0 | $0 | $0 | $3,500 |
| 01852625-54300 | Facilities-Grounds-Repairs & Svc Fees | $8,000 | $0 | $8,000 | $80 | $80 | $9,800 | ($1,880) |
| 01852625-56134 | Facilities-Grounds-Supplies | $10,000 | $0 | $10,000 | $2,977 | $13,541 | $13,686 | ($17,227) |
| 01852625-56900 | Fences/Playground-Supplies | $0 | $0 | $0 | $0 | $0 | $0 | $0 |
| 01852625-57307 | Facilities-Grounds-Equipment | $5,000 | $0 | $5,000 | $0 | $0 | $0 | $5,000 |
| 01852626-56134 | Facilities-Fertilizer | $3,000 | $0 | $3,000 | $0 | $0 | $1,000 | $2,000 |
| 01852627-54300 | Facilities-Lawn Care-Repairs & Svc Fees | $5,000 | $0 | $5,000 | $0 | $0 | $10,900 | ($5,900) |
| 01852627-56134 | Facilities-Lawn Care-Supplies | $7,000 | $0 | $7,000 | $0 | $1,537 | $4,963 | $500 |
| 01852627-57307 | Facilities-Lawn Care-Equipment | $5,000 | $0 | $5,000 | $0 | $0 | $0 | $5,000 |
| 01852628-56134 | Facilities-Paving-Supplies | $0 | $0 | $0 | $0 | $0 | $0 | $0 |
| 01852631-54300 | Facilities-Maintenance-Repairs & Svc Fees | $45,000 | $0 | $45,000 | $18,551 | $21,305 | $30,810 | ($7,115) |
| 01852631-54301 | Facilities-Maint-Oth Prof Purch'd Svcs | $30,000 | $0 | $30,000 | $0 | $0 | $30,000 | $0 |
| 01852631-56134 | Facilities-Maintenance-Supplies | $2,000 | $0 | $2,000 | $150 | $150 | $0 | $1,850 |
| 01852632-54300 | Facilities-Inside Maint-Repairs & Svcs Fees | $5,000 | $0 | $5,000 | $0 | $0 | $2,000 | $3,000 |
| 01852632-55910 | Facilities-Inside Maint-Other Purch'd Svcs | $0 | $0 | $0 | $0 | $0 | $0 | $0 |
| 01852632-56134 | Facilities-Inside Maintenance-Supplies | $25,000 | $0 | $25,000 | $0 | $944 | $14,380 | $9,676 |
| 01852632-57307 | Facilities-Inside Maintenance-Equipment | $0 | $0 | $0 | $0 | $0 | $2,101 | ($2,101) |
| 01852633-54300 | Facilities-Electrical-Repairs & Svc Fees | $50,000 | $0 | $50,000 | $0 | $225 | $26,375 | $23,400 |

**Trumbull Board of Education Expense vs Budget Detail**
**By Location**
**Report for the Period Ended 8/31/2023**

| Account # | Account Description | Budget Original | Budget Transfers | Budget Revised | July Expended | August Expended | Committed/ Estimates | Available/ (Over) |
|---|---|---|---|---|---|---|---|---|
| 01852633-54301 | Facilities-Security-Service Contracts | $0 | $0 | $0 | $0 | $0 | $0 | $0 |
| 01852633-54301 | Facilities-Elevator-Oth Prof Purch'd Svcs | $0 | $0 | $0 | $0 | $0 | $0 | $0 |
| 01852633-56134 | Facilities-Electrical-Supplies | $20,000 | $0 | $20,000 | $1,905 | $5,980 | $16,317 | ($2,297) |
| 01852633-57306 | FacilitiesPlantBldg-Electrical-Equipment | $10,000 | $0 | $10,000 | $0 | $0 | $9,699 | $301 |
| 01852633-57307 | Facilities-Electrical-Equipment | $0 | $0 | $0 | $0 | $0 | $0 | $0 |
| 01852634-54300 | Facilities-Fire Protection-Repairs & Svc Fees | $20,000 | $0 | $20,000 | $0 | $4,136 | $23,737 | ($7,873) |
| 01852634-56134 | Facilities-Fire Prot-Supplies | $0 | $0 | $0 | $0 | $0 | $0 | $0 |
| 01852635-54300 | Facilities-Floor-Repairs & Svc Fees | $40,000 | $0 | $40,000 | $0 | $15,552 | $4,071 | $20,376 |
| 01852635-56134 | Facilities-Floor Repair-Supplies | $1,500 | $0 | $1,500 | $0 | $17,524 | $16,243 | ($32,267) |
| 01852636-56900 | Facilities-Furniture Repairs-Supplies | $0 | $0 | $0 | $0 | $0 | $0 | $0 |
| 01852637-54300 | Facilities-Glass-Repairs & Svc Fees | $5,000 | $0 | $5,000 | $0 | $350 | $4,650 | $0 |
| 01852637-56134 | Facilities-Glass-Supplies | $0 | $0 | $0 | $0 | $0 | $0 | $0 |
| 01852638-54300 | Facilities-Hardware-Repairs & Svc Fees | $0 | $0 | $0 | $0 | $0 | $0 | $0 |
| 01852638-56134 | Facilities-Hardware-Supplies | $2,000 | $0 | $2,000 | $0 | $27 | $1,473 | $500 |
| 01852639-54300 | Facilities-HVAC-Repairs & Svc Fees | $125,000 | $0 | $125,000 | $6,284 | $35,465 | $62,927 | $26,609 |
| 01852639-56134 | Facilities-HVAC-Supplies | $55,000 | $0 | $55,000 | $2,982 | $5,521 | $26,900 | $22,579 |
| 01852639-57307 | Facilities-HVAC-Equipment | $0 | $0 | $0 | $0 | $0 | $0 | $0 |
| 01852641-56134 | Facilities-Masonry-Supplies | $0 | $0 | $0 | $0 | $0 | $0 | $0 |
| 01852642-54300 | Facilities-Painting-Repairs & Svc Fees | $0 | $0 | $0 | $0 | $0 | $0 | $0 |
| 01852642-56134 | Facilities-Painting-Supplies | $10,000 | $0 | $10,000 | $157 | $359 | $5,141 | $4,500 |
| 01852643-54300 | Facilities-Equipment-Repairs & Svc Fees | $7,500 | $0 | $7,500 | $0 | $0 | $4,920 | $2,580 |
| 01852643-56134 | Facilities-Plant Eqiuip-Supplies | $0 | $0 | $0 | $0 | $0 | $0 | $0 |
| 01852643-57307 | Facilities-Plant-Equipment | $0 | $0 | $0 | $0 | $0 | $0 | $0 |
| 01852644-54300 | Facilities-Plumbing-Repairs & Svc Fees | $5,000 | $0 | $5,000 | $0 | $0 | $9,498 | ($4,498) |
| 01852644-56134 | Facilities-Plumbing-Supplies | $35,000 | $0 | $35,000 | $560 | $2,957 | $23,735 | $8,308 |
| 01852644-57307 | Facilities-Plumbing-Equipment | $0 | $0 | $0 | $0 | $0 | $0 | $0 |
| 01852645-54300 | Facilities-Roofing-Repairs & Svc Fees | $40,000 | $0 | $40,000 | $0 | $6,449 | $6,260 | $27,291 |
| 01852645-56134 | Facilities-Roofing-Supplies | $0 | $0 | $0 | $0 | $0 | $0 | $0 |
| 01852646-54300 | Facilities-Pest Control-Repairs & Svc Fees | $10,000 | $0 | $10,000 | $0 | $780 | $9,220 | $0 |
| 01852646-56134 | Facilities-Pest Control-Supplies | $500 | $0 | $500 | $0 | $0 | $0 | $500 |
| 01852647-53300 | Facilities-Bldg Improvement-Oth Prof Svcs | $3,000 | $0 | $3,000 | $0 | $0 | $0 | $3,000 |
| 01852647-54300 | Facilities-Bldg Improve-Repairs & Svc Fees | $20,000 | $0 | $20,000 | $0 | $0 | $0 | $20,000 |
| 01852648-54300 | Facilities-IAQ-Repairs & Svc Fees | $18,000 | $0 | $18,000 | $0 | $0 | $14,700 | $3,300 |
| 01852648-56134 | Facilities-Indoor Air Quality-IAQ-Supplies | $10,000 | $0 | $10,000 | $0 | $0 | $3,499 | $6,501 |
| 01852648-57307 | Facilities-IAQ-Equipment | $0 | $0 | $0 | $0 | $0 | $0 | $0 |
| 01852649-54300 | Facilities-Welding-Repairs & Svc Fees | $0 | $0 | $0 | $0 | $0 | $0 | $0 |
| 01852649-56134 | Facilities-Welding-Supplies | $0 | $0 | $0 | $0 | $0 | $1,600 | ($1,600) |
| 01852650-57200 | Facilities-Site-Building Improvement | $12,000 | $0 | $12,000 | $810 | $1,620 | $3,780 | $6,600 |
| 01852650-57202 | Facilities-Site-Building Improvement | $0 | $0 | $0 | $0 | $0 | $0 | $0 |
| 01852651-57100 | Facilities-Building Improvement | $0 | $0 | $0 | $0 | $0 | $2,500 | ($2,500) |
| 01852651-57102 | Facilities-Building Improvement-Other | $0 | $0 | $0 | $0 | $0 | $0 | $0 |
| 01852651-57202 | Facilities-Building Improvement-Projects | $0 | $0 | $0 | $0 | $0 | $0 | $0 |
| 01852651-57301 | Facilities-Building Improvement-Furniture | $0 | $0 | $0 | $0 | $0 | $0 | $0 |
| 01852654-57340 | Facilities-Maintenance-Vehicle | $0 | $0 | $0 | $0 | $0 | $0 | $0 |
| | **Total Facilities Department** | **$8,404,489** | **$0** | **$8,404,489** | **$324,362** | **$915,203** | **$6,839,652** | **$649,634** |
| 01882700-51125 | Trans-Admin-Manager | $76,268 | $0 | $76,268 | $5,867 | $10,375 | $64,534 | $1,358 |
| 01882700-51130 | Trans-Admin-Secy 12 Mth | $113,466 | $0 | $113,466 | $8,655 | $13,019 | $47,995 | $52,452 |
| 01882700-51131 | Trans-Admin-Secy 10 Mth | $0 | $0 | $0 | $0 | $0 | $0 | $0 |
| 01882700-51135 | Trans-Admin-Clerical Xtra Time | $3,890 | $0 | $3,890 | $549 | $367 | $0 | $3,523 |
| 01882700-53300 | Transportation-Professional Svcs | $0 | $0 | $0 | $0 | $0 | $0 | $0 |
| 01882700-53303 | Trans-Admin-Software Support | $7,500 | $0 | $7,500 | $0 | $7,977 | $0 | ($477) |
| 01882700-54900 | Trans-Admin-Purch'd Property Svcs | $500 | $0 | $500 | $0 | $145 | $0 | $355 |
| 01882700-55101 | Trans-Admin-Reg Buses | $3,734,011 | $0 | $3,734,011 | $0 | $0 | $3,510,000 | $224,011 |
| 01882700-55102 | Trans-Admin-ACE Trips | $3,600 | $0 | $3,600 | $0 | $0 | $0 | $3,600 |
| 01882700-55105 | Trans-Admin-SPED-Summer Buses | $288,742 | $0 | $288,742 | $0 | $0 | $275,000 | $13,742 |
| 01882700-55109 | Trans-Admin-Fuel | $383,205 | $0 | $383,205 | $7,161 | $12,036 | $325,352 | $45,816 |
| 01882700-55800 | Trans-Admin-Professional Devt | $0 | $0 | $0 | $0 | $0 | $0 | $0 |
| 01882700-55809 | Trans-Admin-Field Trips | $9,000 | $0 | $9,000 | $0 | $0 | $4,500 | $4,500 |
| 01882700-56110 | Transportation-Office Supplies | $3,600 | $0 | $3,600 | $0 | $149 | $851 | $2,600 |
| 01882700-56270 | Transportation-Bus Supplies | $0 | $0 | $0 | $0 | $0 | $0 | $0 |
| 01882700-56425 | Trans-Admin-Periodicals | $0 | $0 | $0 | $0 | $0 | $0 | $0 |
| 01882700-58900 | Trans-Admin-Dues & Fees | $375 | $0 | $375 | $0 | $0 | $0 | $375 |
| 01882701-55101 | Trans-Admin-SPED In District | $1,548,838 | $0 | $1,548,838 | $0 | $0 | $1,685,450 | ($136,612) |
| 01882701-55105 | Trans-Admin-SPED Out of District | $847,637 | $0 | $847,637 | $0 | $7,503 | $735,077 | $105,057 |
| 01882701-55108 | Trans-Admin-Monitors | $277,387 | $0 | $277,387 | $0 | $0 | $195,000 | $82,387 |
| | **Total Transportation Department** | **$7,298,018** | **$0** | **$7,298,018** | **$22,231** | **$51,571** | **$6,843,759** | **$402,687** |
| 01902310-51136 | Super-BOE-Secy-BOE Mtgs | $4,000 | $0 | $4,000 | $175 | $350 | $0 | $3,650 |
| 01902310-53300 | Super-BOE-Professional Services | $26,000 | $0 | $26,000 | $22,449 | $23,039 | $3,054 | ($93) |
| 01902310-53308 | Super-BOE-Legal-Reg Ed | $110,000 | $0 | $110,000 | $0 | $0 | $110,350 | ($350) |
| 01902310-55800 | Super-BOE-Professional Devt | $2,000 | $0 | $2,000 | $0 | $0 | $0 | $2,000 |

**Trumbull Board of Education Expense vs Budget Detail**
**By Location**
**Report for the Period Ended 8/31/2023**

| Account # | Account Description | Budget Original | Budget Transfers | Budget Revised | July Expended | August Expended | Committed/ Estimates | Available/ (Over) |
|---|---|---|---|---|---|---|---|---|
| 01902310-56425 | Super-BOE-Periodicals | $0 | $0 | $0 | $0 | $0 | $0 | $0 |
| 01902320-51115 | Super-Admin-Superintendent | $273,598 | $0 | $273,598 | $21,924 | $43,848 | $240,933 | ($11,183) |
| 01902320-51130 | Super-Admin-Support Staff | $159,424 | $0 | $159,424 | $12,419 | $25,168 | $136,611 | ($2,355) |
| 01902320-51135 | Super-Admin-Clerical Xtra Time | $0 | $0 | $0 | $0 | $0 | $0 | $0 |
| 01902320-54409 | D/W-Admin-Copiers | $0 | $0 | $0 | $0 | $0 | $0 | $0 |
| 01902320-55800 | Super-Admin-Professional Devt | $5,000 | $0 | $5,000 | $0 | $0 | $0 | $5,000 |
| 01902320-55900 | Super-Admin-Postage | $35,000 | $0 | $35,000 | $0 | $270 | $46,005 | ($11,275) |
| 01902320-55905 | Super-Admin-Printing | $550 | $0 | $550 | $0 | $0 | $0 | $550 |
| 01902320-56110 | Super-Admin-Office Supplies | $7,000 | $0 | $7,000 | $16 | $119 | $4,498 | $2,383 |
| 01902320-56425 | Super- Admin-Periodicals | $600 | $0 | $600 | $137 | $137 | $863 | ($400) |
| 01902320-58900 | Super-Admin-Dues & Fees | $23,000 | $0 | $23,000 | $8,219 | $8,769 | $18,384 | ($4,153) |
| 01802320-51113 | Substitute Administrators | $0 | $0 | $0 | $0 | $0 | $0 | $0 |
| 01802320-51115 | Super-Personnel-Support Staff | $177,247 | $0 | $177,247 | $14,004 | $28,157 | $149,090 | $0 |
| 01802320-51117 | Substitute Teachers | $800,000 | $0 | $800,000 | $0 | $0 | $800,000 | $0 |
| 01802320-51119 | Super-Personnel-Teacher Extra | $0 | $0 | $0 | $1,863 | $3,500 | $0 | ($3,500) |
| 01802320-51127 | Substitute-Security Guards | $0 | $0 | $0 | $0 | $237 | $0 | ($237) |
| 01802320-51129 | Substitute Paraprofessionals | $200,000 | $0 | $200,000 | $0 | $0 | $200,000 | $0 |
| 01802320-51131 | Super-Personnel-Support Staff-10 Mth | $47,494 | $0 | $47,494 | $0 | $0 | $0 | $47,494 |
| 01802320-51135 | Super-Personnel-Clerical Xtra Time | $0 | $0 | $0 | $437 | $1,280 | $0 | ($1,280) |
| 01802320-51139 | Substitute Secretaries | $10,000 | $0 | $10,000 | $1,404 | $2,982 | $7,018 | $0 |
| | **Total Superintendent Department** | **$1,880,914** | **$0** | **$1,880,914** | **$83,047** | **$137,858** | **$1,716,806** | **$26,250** |
| 01912520-51113 | Bus Off-Admin-Business Administrator | $176,347 | $0 | $176,347 | $13,836 | $27,673 | $152,201 | ($3,527) |
| 01912520-51129 | Bus Off-Admin-Acctg Manager | $90,617 | $0 | $90,617 | $6,971 | $13,941 | $76,676 | ($0) |
| 01912520-51130 | Bus Off-Admin-Support 12 Mth | $303,681 | $0 | $303,681 | $24,516 | $48,233 | $256,479 | ($1,030) |
| 01912520-51135 | Bus Off-Admin-Support-Clerical Xtra Time | $1,500 | $0 | $1,500 | $81 | $593 | $0 | $907 |
| 01912520-51196 | D/W-Admin-Retirement/LOA Savings | ($600,000) | $0 | ($600,000) | $0 | $0 | $0 | ($600,000) |
| 01912520-51197 | D/W-Admin-Degree Changes | $70,000 | $0 | $70,000 | $0 | $0 | $0 | $70,000 |
| 01912520-51198 | D/W-Admin-Retiree Payments | $300,000 | $0 | $300,000 | $242,347 | $295,641 | $0 | $4,359 |
| 01912520-51199 | D/W-Admin-Reserve For Negotiations | $49,000 | $0 | $49,000 | $0 | $0 | $0 | $49,000 |
| 01912520-52001 | Benefits-FICA | $1,960,691 | $0 | $1,960,691 | $57,170 | $117,267 | $1,843,424 | $0 |
| 01912520-52002 | Benefits-Health & Dental | $18,684,896 | $0 | $18,684,896 | $1,998,170 | $3,856,225 | $20,271,095 | ($5,442,424) |
| 01912520-52003 | D/W-Admin-Medical Waiver | $200,000 | $0 | $200,000 | $0 | $0 | $200,000 | $0 |
| 01912520-52004 | Benefits-Disability Insurance | $22,000 | $0 | $22,000 | $1,814 | $3,553 | $19,147 | ($700) |
| 01912520-52005 | Benefits-Life Insurance | $120,000 | $0 | $120,000 | $8,928 | $17,943 | $109,108 | ($7,051) |
| 01912520-52006 | D/W-Admin-Unemployment | $30,000 | $0 | $30,000 | $0 | $0 | $30,000 | $0 |
| 01912520-52007 | Benefits-Workers Compensation | $0 | $0 | $0 | $0 | $0 | $0 | $0 |
| 01912520-52008 | Benefits-Administrative Fees | $18,000 | $0 | $18,000 | $3,344 | $4,180 | $9,528 | $4,292 |
| 01912520-52010 | Benefits-TBOE 401a Contribution | $240,000 | $0 | $240,000 | $11,603 | $24,383 | $215,617 | $0 |
| 01912520-52011 | Benefits-Health Premium Share - Medical | $0 | $0 | $0 | ($576,876) | ($674,306) | ($4,468,754) | $5,143,060 |
| 01912520-52012 | Benefits-Health Premium Share - Dental | $0 | $0 | $0 | ($35,383) | ($41,211) | ($253,611) | $294,822 |
| 01912520-53300 | Bus Off-Admin-Professional Svcs | $500 | $0 | $500 | $0 | $0 | $0 | $500 |
| 01912520-53310 | Bus Off-Admin-Athletic Insurance | $93,000 | $0 | $93,000 | $92,602 | $92,602 | $0 | $398 |
| 01912520-55800 | Bus Off-Admin-Professional Devt | $0 | $0 | $0 | $0 | $0 | $0 | $0 |
| 01912520-55903 | Bus Off-Admin-Advertising | $1,300 | $0 | $1,300 | $0 | $0 | $0 | $1,300 |
| 01912520-56110 | Bus Off-Admin-Office Supplies | $3,600 | $0 | $3,600 | $366 | $488 | $7,462 | ($4,350) |
| 01912520-58310 | Redemption of Principal on Loans | $342,927 | $0 | $342,927 | $0 | $0 | $0 | $342,927 |
| 01912520-58320 | Interest on Loans | $83,227 | $0 | $83,227 | $0 | $0 | $0 | $83,227 |
| 01912520-58900 | Bus Off-Admin-Dues & Fees | $8,000 | $0 | $8,000 | $2,240 | $2,240 | $0 | $5,760 |
| 01912520-58904 | D/W-Admin-Bad Debt Expense | $1,000 | $0 | $1,000 | $0 | $0 | $0 | $1,000 |
| 01912520-59001 | Bus Office-Intergovernmental transfer | ($703,852) | $0 | ($703,852) | $0 | $0 | $0 | ($703,852) |
| 01922530-53301 | Bus Off-Admin-Prof Purch'd Svcs | $82,000 | $0 | $82,000 | $86,647 | $86,813 | $0 | ($4,813) |
| 01922530-53304 | Bus Off-Admin-Training | $0 | $0 | $0 | $0 | $0 | $0 | $0 |
| | **Total Business Department** | **$21,578,434** | **$0** | **$21,578,434** | **$1,938,375** | **$3,876,258** | **$18,468,370** | **($766,195)** |
| | **Grand Total by Location** | **$119,740,771** | **$0** | **$119,740,771** | **$3,796,964** | **$8,267,880** | **$46,361,687** | **$65,111,205** |

FOR 2024 02

| | ORIGINAL APPROP | TRANFRS/ ADJSTMTS | REVISED BUDGET | YTD EXPENDED | ENCUMBRANCES | AVAILABLE BUDGET | PCT USED |
|---|---|---|---|---|---|---|---|
| 09002611 Electricity Use After Hours | | | | | | | |
| 09002611 54101 Electricit | 0 | 24,000 | 24,000 | 4,000.00 | .00 | 20,000.00 | 16.7% |
| 09005000 COMMUNITY SERVICES | | | | | | | |
| 09005000 51141 OT/SCHOOLS | 0 | 65,000 | 65,000 | 8,720.49 | .00 | 56,279.51 | 13.4% |
| 09006001 NON PUBLIC SCHOOLS | | | | | | | |
| 09006001 51111 NP Teach | 0 | 116,097 | 116,097 | .00 | .00 | 116,097.00 | .0% |
| 09007001 NON PUBLIC TRANSPORTATION | | | | | | | |
| 09007001 51125 NP Admin | 0 | 15,848 | 15,848 | 1,828.59 | 13,409.72 | 609.69 | 96.2% |
| 09007001 51130 SEC-CALYR | 0 | 16,302 | 16,302 | 1,727.02 | 5,332.80 | 9,242.18 | 43.3% |
| 09007001 55102 NP Bus | 0 | 1,010,174 | 1,010,174 | 486.02 | 946,217.73 | 63,470.25 | 93.7% |
| GRAND TOTAL | 0 | 1,247,421 | 1,247,421 | 16,762.12 | 964,960.25 | 265,698.63 | 78.7% |

** END OF REPORT - Generated by Peg Brindisi **

| ACCOUNT<br>ACCOUNT NAME | BEG. BALANCE | DEBITS | CREDITS | NET CHANGE | END BALANCE |
|---|---|---|---|---|---|
| 100 10410<br>SA CASH ACCT - M&T BANK | 382,084.83 | 10,153.95 | 94,497.93 | -84,343.98 | 297,740.85 |
| 100 11130<br>ACCTS RECEIVABLE | .00 | 60.00 | .00 | 60.00 | 60.00 |
| 100 20032<br>THS Model Congress | 121.20 | .00 | .00 | .00 | 121.20 |
| 100 20063<br>THS WELLNESS CENTER | -150.00 | .00 | .00 | .00 | -150.00 |
| 100 20068<br>MATH HONOR SOCIETY | -1,773.64 | .00 | .00 | .00 | -1,773.64 |
| 100 20082<br>THS ORCHESTRA | -535.60 | .00 | .00 | .00 | -535.60 |
| 100 20101<br>THS LIBRARY CLUB | -5,060.61 | .00 | .00 | .00 | -5,060.61 |
| 100 20110<br>THS Pink Ribbon | -1,357.00 | .00 | .00 | .00 | -1,357.00 |
| 100 20130<br>THS BOOK STORE | 61.08 | 136.95 | .00 | 136.95 | 198.03 |
| 100 20133<br>THS NEWSPAPER | -308.01 | .00 | .00 | .00 | -308.01 |
| 100 20139<br>THS TRILLIUM YEARBOOK | -17,831.52 | .00 | .00 | .00 | -17,831.52 |
| 100 20152<br>HILLCREST MIDDLE SCHOOL | -17,276.19 | .00 | .00 | .00 | -17,276.19 |
| 100 20156<br>MADISON MIDDLE SCHOOL | -10,187.21 | .00 | 6.99 | -6.99 | -10,194.20 |
| 100 20165<br>THS Class of 2018 | -8,098.26 | .00 | .00 | .00 | -8,098.26 |
| 100 20166<br>THS Class of 2019 | -2,291.64 | .00 | .00 | .00 | -2,291.64 |
| 100 20167<br>THS Class of 2020 | -13,251.30 | .00 | .00 | .00 | -13,251.30 |
| 100 20168<br>THS Class of 2021 | -1,815.58 | .00 | .00 | .00 | -1,815.58 |
| 100 20169<br>THS Class of 2022 | -7,521.20 | .00 | .00 | .00 | -7,521.20 |
| 100 20170<br>THS Class of 2023 | -9,885.05 | .00 | .00 | .00 | -9,885.05 |
| 100 20171<br>THS Class of 2024 | -15,358.98 | .00 | .00 | .00 | -15,358.98 |
| 100 20172<br>THS Class of 2025 | -6,594.61 | .00 | .00 | .00 | -6,594.61 |
| 100 20173<br>THS Class of 2026 | 60.00 | .00 | .00 | .00 | 60.00 |
| 100 20174<br>THS Class of 2027 | -1,000.00 | .00 | .00 | .00 | -1,000.00 |
| 100 20180<br>THS VOAG FUTURE FARMERS | -1,391.69 | .00 | .00 | .00 | -1,391.69 |
| 100 20190<br>THS VOAG FARM | -29,280.26 | 787.43 | .00 | 787.43 | -28,492.83 |
| 100 20251<br>BOOTH HILL SCHOOL | -4,126.37 | .00 | .00 | .00 | -4,126.37 |
| 100 20252 | | | | | |

| ACCOUNT<br>ACCOUNT NAME | BEG. BALANCE | DEBITS | CREDITS | NET CHANGE | END BALANCE |
|---|---|---|---|---|---|
| FRENCHTOWN SCHOOL<br>100 20253 | 1,250.57 | .00 | 10.00 | -10.00 | 1,240.57 |
| DANIELS FARM<br>100 20254 | -806.11 | .00 | .00 | .00 | -806.11 |
| MIDDLEBROOK SCHOOL<br>100 20255 | -4,824.71 | .00 | 17.00 | -17.00 | -4,841.71 |
| JANE RYAN SCHOOL<br>100 20258 | -1,957.85 | .00 | 47.75 | -47.75 | -2,005.60 |
| TASHUA SCHOOL<br>100 20510 | -20,767.00 | 15,144.78 | 27.21 | 15,117.57 | -5,649.43 |
| THS STUDENT COUNCIL<br>100 20550 | -3,357.56 | .00 | .00 | .00 | -3,357.56 |
| GENERAL FUND<br>100 20599 | -6,223.12 | .00 | .00 | .00 | -6,223.12 |
| THS HISTORY HONOR SOCIETY<br>100 20603 | -112.91 | .00 | .00 | .00 | -112.91 |
| THS Bookstore/DECA(Marketing)<br>100 20604 | -7,094.92 | .00 | .00 | .00 | -7,094.92 |
| THS BAND<br>100 20605 | -967.02 | .00 | .00 | .00 | -967.02 |
| THS KEY CLUB<br>100 20606 | -477.26 | .00 | .00 | .00 | -477.26 |
| THS BEST BUDDIES<br>100 20607 | -546.42 | 120.00 | .00 | 120.00 | -426.42 |
| THS HOME ECON. CLUB<br>100 20608 | -2.23 | .00 | .00 | .00 | -2.23 |
| THS LOST TEXTBOOKS<br>100 20609 | -8,565.38 | .00 | 173.00 | -173.00 | -8,738.38 |
| THS Creative Minds<br>100 20611 | -2,572.87 | .00 | .00 | .00 | -2,572.87 |
| THS ACADEMIC DECATHLON<br>100 20613 | -1,843.56 | .00 | .00 | .00 | -1,843.56 |
| THS LATIN CLUB<br>100 20614 | -126.53 | .00 | .00 | .00 | -126.53 |
| THS CHORAL GROUP<br>100 20615 | -4,909.25 | .00 | .00 | .00 | -4,909.25 |
| THS ITALIAN CLUB<br>100 20617 | -624.65 | .00 | .00 | .00 | -624.65 |
| THS FUTURE BUSINESS LEADERS<br>100 20619 | -2,108.76 | .00 | .00 | .00 | -2,108.76 |
| FRENCH HONOR SOCIETY<br>100 20620 | -396.00 | .00 | .00 | .00 | -396.00 |
| THS FRENCH CLUB<br>100 20621 | -718.89 | .00 | .00 | .00 | -718.89 |
| THS MISCELLANEOUS<br>100 20622 | -1,178.36 | 187.66 | .00 | 187.66 | -990.70 |
| THS IN/OUT<br>100 20624 | -4,614.87 | 381.35 | .00 | 381.35 | -4,233.52 |
| THS SPANISH CLUB<br>100 20625 | -462.97 | .00 | .00 | .00 | -462.97 |
| THS SODA MACHINE<br>100 20627 | -1,057.20 | .00 | .00 | .00 | -1,057.20 |
| THS World Lang.HONOR SOCIETIES | -2,888.41 | .00 | .00 | .00 | -2,888.41 |

| ACCOUNT<br>ACCOUNT NAME | BEG. BALANCE | DEBITS | CREDITS | NET CHANGE | END BALANCE |
|---|---|---|---|---|---|
| 100 20628<br>THS A.V. CLUB | -11.13 | .00 | .00 | .00 | -11.13 |
| 100 20629<br>THS SUNSHINE FUND | -75.45 | .00 | .00 | .00 | -75.45 |
| 100 20630<br>THS SKI CLUB | -58.33 | .00 | .00 | .00 | -58.33 |
| 100 20631<br>THS SOAR Enterprises | -3,627.31 | .00 | .00 | .00 | -3,627.31 |
| 100 20633<br>THS WE THE PEOPLE | -70.04 | .00 | .00 | .00 | -70.04 |
| 100 20637<br>THS Ethics Club | 177.95 | .00 | .00 | .00 | 177.95 |
| 100 20639<br>THS MODEL U.N. CLUB | -2,257.54 | .00 | .00 | .00 | -2,257.54 |
| 100 20640<br>THS INTERACT CLUB | -57.24 | .00 | .00 | .00 | -57.24 |
| 100 20641<br>THS THESPIAN SOCIETY | -7,438.52 | .00 | .00 | .00 | -7,438.52 |
| 100 20642<br>THS Youth to Youth | -410.62 | .00 | .00 | .00 | -410.62 |
| 100 20643<br>THS GRADUATION-CAP & GOWNS | -16,369.98 | .00 | .00 | .00 | -16,369.98 |
| 100 20644<br>THS ROBOTICS CLUB | -575.62 | .00 | .00 | .00 | -575.62 |
| 100 20645<br>THS LINK CREW LEADERS | -19,021.53 | 2,253.52 | .00 | 2,253.52 | -16,768.01 |
| 100 20646<br>THS CHEERLEADING | 702.00 | 4,500.00 | 9,932.00 | -5,432.00 | -4,730.00 |
| 100 20647<br>THS FASHION CLUB | -390.12 | .00 | .00 | .00 | -390.12 |
| 100 20648<br>THS Shades Club | -2,085.59 | .00 | .00 | .00 | -2,085.59 |
| 100 20649<br>THS Dance Team | -2,718.70 | .00 | .00 | .00 | -2,718.70 |
| 100 20650<br>THS Geography Club | -348.95 | .00 | .00 | .00 | -348.95 |
| 100 20702<br>THS PEER LEADERS | -308.03 | .00 | .00 | .00 | -308.03 |
| 100 20703<br>THS PEER MEDIATION CLUB | -3,498.74 | .00 | .00 | .00 | -3,498.74 |
| 100 20704<br>THS BOYS TENNIS | -1,614.68 | 59.50 | .00 | 59.50 | -1,555.18 |
| 100 20706<br>THS NATIONAL ENGLISH HONOR SOC | -2,184.75 | .00 | .00 | .00 | -2,184.75 |
| 100 20707<br>THS NATIONAL HONOR SOCIETY | -1,558.93 | .00 | .00 | .00 | -1,558.93 |
| 100 20708<br>THS POETRY | -55.40 | .00 | .00 | .00 | -55.40 |
| 100 20709<br>THS ALT METHODS OF PYMNT | 37.77 | .00 | .00 | .00 | 37.77 |
| 100 20710<br>THS GIRLS BASKETBALL | -796.78 | .00 | .00 | .00 | -796.78 |
| 100 20711 | | | | | |

| ACCOUNT<br>ACCOUNT NAME | BEG. BALANCE | DEBITS | CREDITS | NET CHANGE | END BALANCE |
|---|---|---|---|---|---|
| THS BOYS BASKETBALL<br>100 20712 | -40.27 | .00 | .00 | .00 | -40.27 |
| THS GLOW CLUB<br>100 20713 | -83.00 | .00 | .00 | .00 | -83.00 |
| THS GRAPHIC DESIGN<br>100 20714 | -214.00 | .00 | .00 | .00 | -214.00 |
| THS GYMNASTICS<br>100 20715 | -1,605.53 | .00 | .00 | .00 | -1,605.53 |
| THS BUS.ED.ENTREPRENEUR<br>100 20718 | -763.60 | .00 | .00 | .00 | -763.60 |
| THS GIRLS CROSS COUNTRY<br>100 20719 | -22.25 | .00 | .00 | .00 | -22.25 |
| THS GOLF<br>100 20726 | -566.95 | .00 | .00 | .00 | -566.95 |
| THS GIRLS INDOOR TRACK<br>100 20727 | 177.98 | .00 | .00 | .00 | 177.98 |
| THS BOYS INDOOR TRACK<br>100 20728 | -2,276.96 | .00 | .00 | .00 | -2,276.96 |
| THS MOCK TRIAL<br>100 20732 | -161.46 | .00 | .00 | .00 | -161.46 |
| THS GIRLS OUTDOOR TRACK<br>100 20733 | -1,269.74 | .00 | .00 | .00 | -1,269.74 |
| THS GIRLS TENNIS<br>100 20736 | -1,072.18 | .00 | .00 | .00 | -1,072.18 |
| THS Allies for Angles<br>100 20737 | -1,570.20 | .00 | .00 | .00 | -1,570.20 |
| THS Science Honor Society<br>100 20738 | -740.86 | .00 | .00 | .00 | -740.86 |
| THS SEAL OF BILITERACY<br>100 20741 | -373.50 | .00 | .00 | .00 | -373.50 |
| THS Save Promise Club<br>100 20810 | -500.00 | .00 | .00 | .00 | -500.00 |
| Trumbull Football Alumni Assoc<br>100 24001 | -1,000.00 | .00 | .00 | .00 | -1,000.00 |
| Due T/F Grants<br>100 24004 | 3,081.42 | .00 | .00 | .00 | 3,081.42 |
| Due to Fund 001/Town<br>100 24008 | -71,675.79 | 67,790.42 | 848.68 | 66,941.74 | -4,734.05 |
| Due to Fund 205/BOE Programs<br>100 29280 | -3,985.00 | 10,785.00 | 6,800.00 | 3,985.00 | .00 |
| ACCOUNTS PAYABLE | .00 | 23,548.47 | 23,548.47 | .00 | .00 |
| TOTALS FOR FUND 100<br>STUDENT ACTIVITY FUND | .00 | 135,909.03 | 135,909.03 | .00 | .00 |

FUND 100

| ACCOUNT<br>ACCOUNT NAME | BEG. BALANCE | DEBITS | CREDITS | NET CHANGE | END BALANCE |
|---|---|---|---|---|---|
| REPORT TOTALS | .00 | 135,909.03 | 135,909.03 | .00 | |

FOR 2024 02

| | ORIGINAL APPROP | TRANFRS/ ADJSTMTS | REVISED BUDGET | YTD EXPENDED | ENCUMBRANCES | AVAILABLE BUDGET | PCT USED |
|---|---|---|---|---|---|---|---|
| **2009010 IDEA-611 20977** | | | | | | | |
| **22-24 22-24 Project Year** | | | | | | | |
| 2009010 51110 22-24 TCHR-CLSRM | 0 | -9,190 | -9,190 | .00 | .00 | -9,190.09 | .0% |
| 2009010 51114 22-24 DIR/COORD | 0 | 37 | 37 | 6,307.64 | 34,691.97 | -40,962.12 | *******% |
| 2009010 51120 22-24 AIDE-CLSRM | 0 | 38,708 | 38,708 | .00 | .00 | 38,707.80 | .0% |
| 2009010 53220 22-24 CONSULTANT | 0 | 61,325 | 61,325 | .00 | .00 | 61,325.40 | .0% |
| 2009010 53230 22-24 PUPIL SERV | 0 | 89,300 | 89,300 | 1,040.00 | .00 | 88,260.00 | 1.2% |
| 2009010 56110 22-24 SUPPLIES | 0 | 36,883 | 36,883 | .00 | .00 | 36,883.16 | .0% |
| TOTAL 22-24 Project Year | 0 | 217,064 | 217,064 | 7,347.64 | 34,691.97 | 175,024.15 | 19.4% |
| **23-25 23-25 Project Year** | | | | | | | |
| 2009010 51110 23-25 TCHR-CLSRM | 0 | 688,202 | 688,202 | .00 | .00 | 688,201.50 | .0% |
| 2009010 51114 23-25 DIR/COORD | 0 | 82,896 | 82,896 | 12,753.20 | 70,142.55 | .00 | 100.0% |
| 2009010 51120 23-25 AIDE-CLSRM | 0 | 549,512 | 549,512 | .00 | .00 | 549,511.85 | .0% |
| 2009010 53220 23-25 CONSULTANT | 0 | 50,000 | 50,000 | .00 | .00 | 50,000.00 | .0% |
| 2009010 53230 23-25 PUPIL SERV | 0 | 156,863 | 156,863 | .00 | .00 | 156,863.00 | .0% |
| 2009010 56110 23-25 SUPPLIES | 0 | 45,000 | 45,000 | .00 | .00 | 45,000.00 | .0% |
| TOTAL 23-25 Project Year | 0 | 1,572,472 | 1,572,472 | 12,753.20 | 70,142.55 | 1,489,576.35 | 5.3% |
| **2009011 IDEA-611 NP 20977** | | | | | | | |
| **22-24 22-24 Project Year** | | | | | | | |
| 2009011 51110 22-24 TCHR-CLSRM | 0 | 58,949 | 58,949 | .00 | .00 | 58,949.07 | .0% |
| TOTAL 22-24 Project Year | 0 | 58,949 | 58,949 | .00 | .00 | 58,949.07 | .0% |
| **23-25 23-25 Project Year** | | | | | | | |
| 2009011 51110 23-25 TCHR-CLSRM | 0 | 38,194 | 38,194 | .00 | .00 | 38,193.90 | .0% |

FOR 2024 02

| | ORIGINAL APPROP | TRANFRS/ ADJSTMTS | REVISED BUDGET | YTD EXPENDED | ENCUMBRANCES | AVAILABLE BUDGET | PCT USED |
|---|---|---|---|---|---|---|---|
| TOTAL 23-25 Project Year | 0 | 38,194 | 38,194 | .00 | .00 | 38,193.90 | .0% |
| 2009063 CT SEDS Grant | | | | | | | |
| 2009063 51116 STIPENDS | 0 | 1,500 | 1,500 | .00 | .00 | 1,500.00 | .0% |
| TOTAL NO PROJECT | 0 | 1,500 | 1,500 | .00 | .00 | 1,500.00 | .0% |
| 2009065 CT SEDS Grant Non Public | | | | | | | |
| SEP23 Grant end 9.30.23 | | | | | | | |
| 2009065 57300 SEP23 EQUIPMENT | 0 | 515 | 515 | .00 | 515.16 | .00 | 100.0% |
| TOTAL Grant end 9.30.23 | 0 | 515 | 515 | .00 | 515.16 | .00 | 100.0% |
| 2009080 TITLE III-A 20868 | | | | | | | |
| 22-24 22-24 Project Year | | | | | | | |
| 2009080 51110 22-24 TCHR-CLSRM | 0 | 7,849 | 7,849 | .00 | .00 | 7,849.10 | .0% |
| 2009080 56110 22-24 SUPPLIES | 0 | 1,331 | 1,331 | 20.03 | 1,148.40 | 162.47 | 87.8% |
| TOTAL 22-24 Project Year | 0 | 9,180 | 9,180 | 20.03 | 1,148.40 | 8,011.57 | 12.7% |
| 2009081 TITLE III-A NP | | | | | | | |
| 22-24 22-24 Project Year | | | | | | | |
| 2009081 56110 22-24 SUPPLIES | 0 | 3,190 | 3,190 | .00 | .00 | 3,190.22 | .0% |
| TOTAL 22-24 Project Year | 0 | 3,190 | 3,190 | .00 | .00 | 3,190.22 | .0% |
| 2009119 ESSER II-SERA 6.30.23 | | | | | | | |

FOR 2024 02

| 2009119 ESSER II-SERA 6.30.23 | ORIGINAL APPROP | TRANFRS/ ADJSTMTS | REVISED BUDGET | YTD EXPENDED | ENCUMBRANCES | AVAILABLE BUDGET | PCT USED |
|---|---|---|---|---|---|---|---|
| 2009119 53210 ESSRIISERA | 0 | 10,303 | 10,303 | 6,010.00 | 1,440.00 | 2,852.53 | 72.3% |
| 2009119 53300 ESSRIISERA | 0 | -2,853 | -2,853 | .00 | .00 | -2,852.53 | .0% |
| TOTAL NO PROJECT | 0 | 7,450 | 7,450 | 6,010.00 | 1,440.00 | .00 | 100.0% |
| 2009121 ESSER ARP 9.30.24 | | | | | | | |
| 2009121 51110 TCHR-CLSRM | 0 | 479,162 | 479,162 | 13,273.72 | 73,005.51 | 392,882.47 | 18.0% |
| 2009121 52002 INSURANCE | 0 | 64,468 | 64,468 | .00 | .00 | 64,468.00 | .0% |
| 2009121 55000 Other Purc | 0 | 4,672 | 4,672 | .00 | .00 | 4,671.50 | .0% |
| TOTAL NO PROJECT | 0 | 548,301 | 548,301 | 13,273.72 | 73,005.51 | 462,021.97 | 15.7% |
| 2009124 ARP IDEA 611 6.30.23 | | | | | | | |
| 2009124 53210 ARP 611 | 0 | 1,476 | 1,476 | .00 | .00 | 1,475.76 | .0% |
| 2009124 53300 ARP 611 | 0 | 3,260 | 3,260 | 1,999.00 | .00 | 1,260.94 | 61.3% |
| 2009124 53900 ARP 611 | 0 | 4,907 | 4,907 | 2,022.18 | .00 | 2,884.52 | 41.2% |
| 2009124 55600 OG TUIT | 0 | -5,621 | -5,621 | .00 | .00 | -5,621.22 | .0% |
| TOTAL NO PROJECT | 0 | 4,021 | 4,021 | 4,021.18 | .00 | .00 | 100.0% |
| 2009140 TITLE I 20679 | | | | | | | |
| 22-24 22-24 Project Year | | | | | | | |
| 2009140 51110 22-24 TCHR-CLSRM | 0 | 34,309 | 34,309 | .00 | .00 | 34,309.38 | .0% |
| 2009140 56110 22-24 SUPPLIES | 0 | 7,266 | 7,266 | .00 | 1,315.90 | 5,950.53 | 18.1% |
| TOTAL 22-24 Project Year | 0 | 41,576 | 41,576 | .00 | 1,315.90 | 40,259.91 | 3.2% |
| 2009141 TITLE I NP | | | | | | | |
| 22-24 22-24 Project Year | | | | | | | |
| 2009141 56110 22-24 SUPPLIES | 0 | 1,076 | 1,076 | .00 | .00 | 1,076.46 | .0% |

FOR 2024 02

| 2009141 TITLE I NP | ORIGINAL APPROP | TRANFRS/ ADJSTMTS | REVISED BUDGET | YTD EXPENDED | ENCUMBRANCES | AVAILABLE BUDGET | PCT USED |
|---|---|---|---|---|---|---|---|
| TOTAL 22-24 Project Year | 0 | 1,076 | 1,076 | .00 | .00 | 1,076.46 | .0% |
| 2009300 TITLE IV-A 20873 | | | | | | | |
| 22-24 22-24 Project Year | | | | | | | |
| 2009300 51110 22-24 TCHR-CLSRM | 0 | 3,755 | 3,755 | .00 | .00 | 3,754.59 | .0% |
| 2009300 53300 22-24 OTHER PROF | 0 | 6,076 | 6,076 | .00 | .00 | 6,076.30 | .0% |
| TOTAL 22-24 Project Year | 0 | 9,831 | 9,831 | .00 | .00 | 9,830.89 | .0% |
| 2009301 TITLE IV-A NP 20873 | | | | | | | |
| 22-24 22-24 Project Year | | | | | | | |
| 2009301 56110 22-24 SUPPLIES | 0 | 2,823 | 2,823 | .00 | .00 | 2,823.23 | .0% |
| TOTAL 22-24 Project Year | 0 | 2,823 | 2,823 | .00 | .00 | 2,823.23 | .0% |
| 2009350 HEADSTART ABCD OCT-SEPT | | | | | | | |
| 22-23 22-23 Project Year | | | | | | | |
| 2009350 51110 22-23 TCHR-CLSRM | 0 | 68,152 | 68,152 | 15,780.19 | .00 | 52,371.82 | 23.2% |
| 2009350 51120 22-23 AIDE-CLSRM | 0 | -27,248 | -27,248 | .00 | .00 | -27,248.38 | .0% |
| 2009350 51130 22-23 SEC-CALYR | 0 | 9,308 | 9,308 | 5,817.60 | .00 | 3,490.73 | 62.5% |
| 2009350 52001 22-23 FICA/MEDIC | 0 | 2,696 | 2,696 | 1,797.58 | .00 | 898.73 | 66.7% |
| 2009350 53301 22-23 T & TA | 0 | 2,404 | 2,404 | .00 | .00 | 2,404.00 | .0% |
| 2009350 55800 22-23 PD | 0 | 52 | 52 | .00 | .00 | 51.53 | .0% |
| 2009350 55808 22-23 CONF. EXP | 0 | 100 | 100 | .00 | .00 | 100.00 | .0% |
| 2009350 55904 22-23 TELEPHONE | 0 | 19 | 19 | 87.98 | 212.02 | -280.73 | 1556.8% |
| 2009350 56110 22-23 SUPPLIES | 0 | 3,977 | 3,977 | 377.51 | 1,593.98 | 2,005.72 | 49.6% |
| 2009350 57307 22-23 EQU-TOOLS | 0 | 95 | 95 | .00 | .00 | 95.33 | .0% |
| TOTAL 22-23 Project Year | 0 | 59,556 | 59,556 | 23,860.86 | 1,806.00 | 33,888.75 | 43.1% |

FOR 2024 02

| | ORIGINAL APPROP | TRANFRS/ ADJSTMTS | REVISED BUDGET | YTD EXPENDED | ENCUMBRANCES | AVAILABLE BUDGET | PCT USED |
|---|---|---|---|---|---|---|---|
| 23-24 23-24 Project Year | | | | | | | |
| 2009350 51110 23-24 TCHR-CLSRM | 0 | 0 | 0 | .00 | 86,725.28 | -86,725.28 | 100.0% |
| 2009350 51130 23-24 SEC-CALYR | 0 | 0 | 0 | .00 | 31,996.80 | -31,996.80 | 100.0% |
| TOTAL 23-24 Project Year | 0 | 0 | 0 | .00 | 118,722.08 | -118,722.08 | 100.0% |
| 2009370 HEADSTARTFOOD-CACFP 10/1-9/30 | | | | | | | |
| 2009370 56303 HSFFoodExp | 0 | 9,720 | 9,720 | .00 | 4,500.00 | 5,220.36 | 46.3% |
| 2009370 59999 HSFDeficit | 0 | -5,220 | -5,220 | .00 | .00 | -5,220.36 | .0% |
| TOTAL NO PROJECT | 0 | 4,500 | 4,500 | .00 | 4,500.00 | .00 | 100.0% |
| 2009450 IDEA PRE-K 20983 | | | | | | | |
| 22-24 22-24 Project Year | | | | | | | |
| 2009450 51120 22-24 AIDE-CLSRM | 0 | 11,616 | 11,616 | .00 | .00 | 11,615.94 | .0% |
| 2009450 56110 22-24 SUPPLIES | 0 | 364 | 364 | .00 | .00 | 363.50 | .0% |
| TOTAL 22-24 Project Year | 0 | 11,979 | 11,979 | .00 | .00 | 11,979.44 | .0% |
| 23-25 23-25 Project Year | | | | | | | |
| 2009450 51120 23-25 AIDE-CLSRM | 0 | 39,378 | 39,378 | .00 | .00 | 39,378.00 | .0% |
| TOTAL 23-25 Project Year | 0 | 39,378 | 39,378 | .00 | .00 | 39,378.00 | .0% |
| 2009460 OPEN CHOICE | | | | | | | |
| 2009460 51125 OC Admin | 0 | 0 | 0 | 800.01 | 5,866.75 | -6,666.76 | 100.0% |
| 2009460 51129 OC NonCert | 0 | 0 | 0 | 2,460.20 | 13,531.02 | -15,991.22 | 100.0% |

FOR 2024 02

| 2009460 OPEN CHOICE | ORIGINAL APPROP | TRANFRS/ ADJSTMTS | REVISED BUDGET | YTD EXPENDED | ENCUMBRANCES | AVAILABLE BUDGET | PCT USED |
|---|---|---|---|---|---|---|---|
| 2009460 56110 SUPPLIES | 0 | 0 | 0 | 1,721.94 | 1,147.96 | -2,869.90 | 100.0% |
| 2009460 59998 PY Surplus | 0 | 292,376 | 292,376 | .00 | .00 | 292,376.05 | .0% |
| TOTAL NO PROJECT | 0 | 292,376 | 292,376 | 4,982.15 | 20,545.73 | 266,848.17 | 8.7% |
| 2009480 TITLE II PART A 20858 | | | | | | | |
| 22-24 22-24 Project Year | | | | | | | |
| 2009480 51110 22-24 TCHR-CLSRM | 0 | 0 | 0 | .00 | .00 | -.01 | .0% |
| 2009480 53300 22-24 OTHER PROF | 0 | 4,637 | 4,637 | .00 | .00 | 4,637.34 | .0% |
| 2009480 56110 22-24 SUPPLIES | 0 | 2,000 | 2,000 | .00 | .00 | 2,000.00 | .0% |
| TOTAL 22-24 Project Year | 0 | 6,637 | 6,637 | .00 | .00 | 6,637.33 | .0% |
| 2009481 TITLE II-A NP 20858 | | | | | | | |
| 22-24 22-24 Project Year | | | | | | | |
| 2009481 53300 22-24 OTHER PROF | 0 | 16,092 | 16,092 | 600.00 | .00 | 15,491.66 | 3.7% |
| TOTAL 22-24 Project Year | 0 | 16,092 | 16,092 | 600.00 | .00 | 15,491.66 | 3.7% |
| 2009505 TPAUD-DFC | | | | | | | |
| 22-23 22-23 Project Year | | | | | | | |
| 2009505 51110 22-23 TCHR-CLSRM | 0 | 14,613 | 14,613 | 2,917.54 | .00 | 11,695.73 | 20.0% |
| 2009505 52001 22-23 SOC SEC | 0 | 1,390 | 1,390 | 926.50 | .00 | 463.20 | 66.7% |
| 2009505 53300 22-23 OTHER PROF | 0 | 8,767 | 8,767 | 515.16 | 3,000.84 | 5,251.30 | 40.1% |
| 2009505 55808 22-23 CONF. EXP | 0 | -1,015 | -1,015 | 114.23 | .00 | -1,129.67 | -11.2% |
| 2009505 56110 22-23 SUPPLIES | 0 | -6,286 | -6,286 | .00 | .00 | -6,286.06 | .0% |
| TOTAL 22-23 Project Year | 0 | 17,469 | 17,469 | 4,473.43 | 3,000.84 | 9,994.50 | 42.8% |
| 23-24 23-24 Project Year | | | | | | | |
| 2009505 51110 23-24 TCHR-CLSRM | 0 | 72,666 | 72,666 | .00 | .00 | 72,666.00 | .0% |

FOR 2024 02

| | ORIGINAL APPROP | TRANFRS/ ADJSTMTS | REVISED BUDGET | YTD EXPENDED | ENCUMBRANCES | AVAILABLE BUDGET | PCT USED |
|---|---|---|---|---|---|---|---|
| 2009505 52001 23-24 SOC SEC | 0 | 5,559 | 5,559 | .00 | .00 | 5,558.95 | .0% |
| 2009505 53300 23-24 OTHER PROF | 0 | 33,174 | 33,174 | .00 | .00 | 33,174.05 | .0% |
| 2009505 55808 23-24 CONF. EXP | 0 | 5,890 | 5,890 | .00 | .00 | 5,890.00 | .0% |
| 2009505 56110 23-24 SUPPLIES | 0 | 7,211 | 7,211 | .00 | .00 | 7,211.00 | .0% |
| 2009505 58900 23-24 DUES | 0 | 500 | 500 | .00 | .00 | 500.00 | .0% |
| TOTAL 23-24 Project Year | 0 | 125,000 | 125,000 | .00 | .00 | 125,000.00 | .0% |
| 2009507 TPAUD-Opioid Prevention | | | | | | | |
| 22-23 22-23 Project Year | | | | | | | |
| 2009507 53300 22-23 OTHER PROF | 0 | 1,690 | 1,690 | .00 | .00 | 1,690.00 | .0% |
| 2009507 55808 22-23 CONF. EXP | 0 | 315 | 315 | .00 | .00 | 315.00 | .0% |
| 2009507 56110 22-23 SUPPLIES | 0 | -671 | -671 | .00 | 1,000.00 | -1,670.60 | -149.1% |
| TOTAL 22-23 Project Year | 0 | 1,334 | 1,334 | .00 | 1,000.00 | 334.40 | 74.9% |
| 2009509 TPAUD-Local Prevention Council | | | | | | | |
| 23-24 23-24 Project Year | | | | | | | |
| 2009509 53300 23-24 OtherProfe | 0 | 500 | 500 | .00 | .00 | 500.00 | .0% |
| 2009509 56110 23-24 Supplies | 0 | 5,163 | 5,163 | .00 | .00 | 5,162.90 | .0% |
| TOTAL 23-24 Project Year | 0 | 5,663 | 5,663 | .00 | .00 | 5,662.90 | .0% |
| 2009520 MAGNET TRANSPORTATION | | | | | | | |
| 2009520 59998 PY Surplus | 0 | 89,800 | 89,800 | .00 | .00 | 89,800.00 | .0% |
| GRAND TOTAL | 0 | 3,185,927 | 3,185,927 | 77,342.21 | 331,834.14 | 2,776,750.79 | 12.8% |

** END OF REPORT - Generated by Peg Brindisi **

| Trumbull Board of Education | | | | | | | | | | | | |
|---|---|---|---|---|---|---|---|---|---|---|---|---|
| Special Revenue BOE Programs | | | | | | | | | | | | |
| | | | | | | | 7/1/23 to 8/31/23 | | | Fund Balance(Deficit) as of | | |
| Org# | Description | Org | Obj | Prj | Revenues | Operating Transfer In (Out) also reflected in Revenue (Expense) | Expenditures | Encumbrances | Revenues over (under) Expenditures includes Operating Transfers | 7/1/2023 | Adj Journal for Prior Year Unliquidated POs closed out to the Fund Balance | 8/31/2023 |
| 2051660 | ACE Foundation | 205 | 31510 | Ace | - | - | - | - | - | 58 | - | 58 |
| 2059530 | Agriscience | 205 | 31510 | Agri | - | - | - | 14,025 | (14,025) | 177,407 | - | 163,382 |
| 2051121 | Athletics | 205 | 31510 | Athle | 1,764 | - | 8,386 | - | (6,622) | 104,763 | - | 98,141 |
| 2052651 | Building Use | 205 | 31510 | bldgu | 31 | - | 10,334 | 219 | (10,523) | 40,335 | - | 29,812 |
| 2051650 | Continuing Ed | 205 | 31510 | ContE | 25,329 | - | 16,385 | 49,408 | (40,464) | 3,784 | - | (36,680) |
| 2051100 | Driver's Education | 205 | 31510 | DrEd | 9,993 | - | 2,016 | 6,150 | 1,827 | 37,184 | - | 39,011 |
| 2051711 | E Sports | 205 | 31510 | Sport | - | - | 160 | 1,785 | (1,945) | 5,160 | - | 3,215 |
| 2051717 | Elementary Strings & Band | 205 | 31510 | Pay | 41,114 | - | - | - | 41,114 | 15,119 | - | 56,233 |
| 2051713 | ELITE-Next Chapter Bookstore (NCB) | 205 | 31510 | ELITE | 3,732 | - | 18,088 | 67,283 | (81,640) | 4,135 | - | (77,505) |
| 2056230 | Guidance/Testing | 205 | 31510 | Guid | - | - | - | - | - | 11,521 | - | 11,521 |
| 2059240 | Interdistrict (TECEC*/REACH*/IIP*) | 205 | 31510 | Inter | 404,004 | - | - | - | 404,004 | 65,938 | - | 469,942 |
| 2059540 | Madison Grant | 205 | 31510 | Mad | - | - | - | - | - | 368 | - | 368 |
| 2059490 | THS Miscellaneous | 205 | 31510 | Misc | - | - | - | - | - | 2,401 | - | 2,401 |
| 2051019 | PE Day | 205 | 31510 | PE | - | - | - | - | - | 247 | - | 247 |
| 2051200 | SBCH-PPS Medicaid Program | 205 | 31510 | Medic | 47,178 | - | 12,478 | 69,280 | (34,579) | 58,182 | - | 23,603 |
| 2055904 | Rebates | 205 | 31510 | Reb | 19,154 | - | 6,980 | - | 12,174 | 82,592 | - | 94,766 |
| 2051600 | Summer Explorations | 205 | 31510 | SS | 27,462 | - | 149,964 | 37,848 | (160,350) | 232,392 | - | 72,043 |
| 2052221 | Take Home Device Insurance | 205 | 31510 | Take | 19,827 | - | 10,680 | - | 9,147 | 36,869 | - | 46,016 |
| 2057100 | THS AP Testing | 205 | 31510 | TEST | - | - | - | - | - | 12,828 | - | 12,828 |
| 2051380 | THS Auditorium | 205 | 31510 | Audi | - | - | - | - | - | 4,065 | - | 4,065 |
| 2059400 | THS Connections | 205 | 31510 | Cnnct | - | - | - | - | - | 1,125 | - | 1,125 |
| 2059450 | THS Culinary Kitchen Catering | 205 | 31510 | Culin | - | - | 30 | 450 | (480) | 4,203 | - | 3,723 |
| 2055400 | THS Musical | 205 | 31510 | music | - | - | - | 8,830 | (8,830) | 39,244 | - | 30,414 |
| 2051709 | THS Student Parking | 205 | 31510 | Park | 23,574 | - | 1,005 | - | 22,569 | 187 | - | 22,757 |
| 2059510 | Typical or Troubled Grant | 205 | 31510 | typic | - | - | - | - | - | 643 | - | 643 |
| 2056207 | Used Book Sales | 205 | 31510 | UsedB | - | - | - | - | - | 2,145 | - | 2,145 |
| 2055213 | Voluntary Insurance | 205 | 31510 | VSION | - | - | 44,197 | 249,600 | (293,797) | 11,647 | - | (282,150) |
| | | | | | | | | | | | | |
| | **Total Special Revenue Fund** | | | | **$ 623,160** | **$ -** | **$ 280,702** | **$ 504,878** | **$ (162,420)** | **954,542** | **$ -** | **$ 792,122** |
| | | | | | | | | | | | | |
| * | **TECEC-Trumbull Early Childhood Education Center** | | | | | | | | | | | |
| * | **REACH-Regional Educational Academic and Counseling Help** | | | | | | | | | | | |
| * | **IIP-Interim Instructional (transition) Program** | | | | | | | | | | | |

# School Lunch Financials for 2023-2024 School

| | 7/31/2023 YTD | 7/31/2023 Month | 8/31/2023 YTD | 8/31/2023 Month |
|---|---|---|---|---|
| **Balance Sheet** | | | | |
| **Assets:** | | | | |
| Cash | 2,444,328 | | 2,248,904 | |
| Receivables | 242,731 | | 214,544 | |
| Inventory | 37,570 | | 81,107 | |
| Prepaid Expense | - | | - | |
| Due From Others | - | | - | |
| **Total Assets:** | 2,724,629 | | 2,544,555 | |
| **Liabilities:** | | | | |
| Accounts Payable | - | | 96,323 | |
| Deferred Revenue | 96,555 | | 146,431 | |
| Due to Town | 352,007 | | 89,908 | |
| Reserve for Encumbrance | 9,984 | | 9,984 | |
| **Total Liabilities:** | 458,545 | | 342,645 | |
| **Fund Balances:** | 2,266,084 | | 2,201,910 | |
| **Statement of Revenues, Expenditures and Changes in Fund Balances** | | | | |
| **Revenue/increases:** | | | | |
| Food Sales/Charges for Service | 357 | 357 | 24,248 | 23,891 |
| Intergovernmental | - | - | 13,258 | 13,258 |
| Other Income/Interest | - | - | - | - |
| Intergovernmental (Town) Transfer | - | - | - | - |
| Increases | - | - | - | - |
| **Total revenue/increases** | 357 | 357 | 37,505 | 37,148 |
| **Expenses/decreases** | | | | |
| Wages | - | - | 7,260 | 7,260 |
| FICA | - | - | 471 | 471 |
| Medical | 41,372 | 41,372 | 82,176 | 40,804 |
| Other Expenses | - | - | 23,904 | 23,904 |
| Supplies | - | - | 4,327 | 4,327 |
| Cost of Food | - | - | 24,556 | 24,556 |
| Equipment/Capital | - | - | - | - |
| Intergovernmental Transfer | - | - | - | - |
| Decreases | - | - | - | - |
| **Total Expenditures/Increases** | 41,372 | 41,372 | 142,694 | 101,322 |
| Incr/(Decr) in fund balances before operating transfers | (41,016) | | (105,189) | |
| Operating Transfers in/(out) | - | | - | |
| Incr/(Decr) in fund balances after operating transfers | **(41,016)** | | **(105,189)** | |
| **Fund Balances:** | | | - | |
| Beginning of year | 2,307,099 | | 2,307,099 | |
| End of period | 2,266,084 | | 2,201,910 | |
| Months Revenue Control | 357 | | 37,148 | |
| Month Expenditure Control | 41,372 | | 101,322 | |

# School Lunch Financials for 2023-2024 School

| | | | | |
|---|---|---|---|---|
| **Profit (Loss) for the month** | (41,016) | | (64,173) | |

# School Lunch Financials As of August 31, 2023 - FUND 210

| Balance Sheet as of 8/31 | Budget | 8/31/23 School Lunch | Encumbered | Available/ (Over) | 8/31/22 School Lunch | YTY Diff. | % Change |
|---|---|---|---|---|---|---|---|
| **Assets:** | | | | | | | |
| Cash | | 2,248,904 | | | 2,651,224 | (402,320) | -15.17% |
| Receivables | | 214,544 | | | 94,481 | 120,064 | 127.08% |
| Inventory | | 81,107 | | | 36,643 | 44,464 | 121.34% |
| Prepaid Expense | | | | | | | |
| Due From Others | | | | | | | |
| **Total Assets:** | | 2,544,555 | | | 2,782,347 | (237,792) | -8.55% |
| | | | | | | | |
| **Liabilities:** | | | | | | | |
| Accounts Payable | | 96,323 | | | - | 96,323 | |
| Deferred Revenue | | 146,431 | | | 117,296 | 29,134 | 24.84% |
| Due to Town | | 89,908 | | | 1,194,143 | (1,104,235) | -92.47% |
| Reserve for Encumbrance | | 9,984 | | | | 9,984 | |
| **Total Liabilities:** | | 342,645 | | | 1,311,439 | (968,794) | -73.87% |
| | | | | | | | |
| **Fund Balances:** | | 2,201,910 | | | 1,470,908 | 731,002 | 49.70% |
| | | | | | | | |
| **Statement of Revenues, Expenditures and Changes in Fund Balances for the month ended 8/31** | | | | | | | |
| **Revenue/increases:** | | | | | | | |
| Food Sales/Charges for Service | | 24,248 | | (24,248) | 747 | 23,501 | 3147.91% |
| Intergovernmental | | 13,258 | | (13,258) | | 13,258 | |
| Other Income/Interest | | - | | - | - | - | |
| Intergovernmental (Town) Transfer | | | | - | - | - | |
| Increases | | | | - | - | - | |
| **Total revenue/increases** | | 37,505 | - | (37,505) | 747 | 36,759 | 4923.93% |
| | | | | | | | |
| **Expenses/decreases** | | | | | | | |
| Wages | | 7,260 | 136,322 | (143,582) | 6,707 | 553 | 8.24% |
| FICA | | 471 | - | (471) | 470 | 1 | 0.13% |
| Medical | | 82,176 | 442,872 | (525,048) | 91,804 | (9,628) | -10.49% |
| Other Expenses | | 23,904 | 15,719 | (39,623) | (102) | 24,006 | -23606.78% |
| Supplies | | 4,327 | 61,001 | (65,327) | 62 | 4,265 | 6925.10% |
| Cost of Food | | 24,556 | 1,231,905 | (1,256,461) | - | 24,556 | |
| Equipment/Capital | | - | - | - | - | - | |
| Intergovernmental (Town) Transfer | | | | - | - | - | |
| Decreases | | | | - | - | - | |
| **Total Expenditures/Increases** | | 142,694 | 1,887,818 | (2,030,512) | 98,942 | 43,752 | 44.22% |
| | | | | | | | |
| Incr/(Decr) in fund balances before operating transfers | | (105,189) | | | (98,195) | (6,993) | 7.12% |
| Operating Transfers in/(out) | | - | | | - | - | |
| Incr/(Decr) in fund balances after operating transfers | | **(105,189)** | | | **(98,195)** | (6,993) | 7.12% |
| | | | | | | | |
| Fund Balances: | | | | | | | |
| Beginning of year | | 2,307,099 | | | 1,569,104 | 737,995 | 47.03% |
| End of period | | 2,201,910 | | | 1,470,908 | 731,002 | 49.70% |
| | | | | | | | |
| Months Revenue Control | | 37,148 | | | 450 | | |
| Months Exp Control | | 101,322 | | | 52,550 | | |
| | | | | | | | |
| Profit (Loss) for the month | | **(64,173)** | | | **(52,100)** | (12,073) | 23.17% |

| Trumbull Board of Education | | | | | | | | | | |
|---|---|---|---|---|---|---|---|---|---|---|
| Scholarship Details | | | | | | | | | | |
| Fund Balance as of 7/1/23 | | | | 7/1/23 to 8/31/23 | | | | Fund Balance as of 8/31/23 | | |
| Restricted | Unrestricted | Total | Account Name | Revenues | Expenditures | Net Rev(Exp) | | Restricted | Unrestricted | Total |
| $ 1,685 | $ 195 | $ 1,880 | Brewster | $ - | $ - | $ - | | $ 1,685 | $ 195 | $ 1,880 |
| $ - | $ 6,947 | $ 6,947 | Peter Burke | $ - | $ - | $ - | | $ - | $ 6,947 | $ 6,947 |
| $ - | $ 1,440 | $ 1,440 | K. Capobianco | $ - | $ - | $ - | | $ - | $ 1,440 | $ 1,440 |
| $ - | $ 8,457 | $ 8,457 | Donna Cassidy | $ - | $ - | $ - | | $ - | $ 8,457 | $ 8,457 |
| $ - | $ 40 | $ 40 | Citizenship/Holdsworth | $ - | $ - | $ - | | $ - | $ 40 | $ 40 |
| $ - | $ 34,042 | $ 34,042 | Chelsea Cunha | $ - | $ - | $ - | | $ - | $ 34,042 | $ 34,042 |
| $ - | $ 5,979 | $ 5,979 | Mary Curtiss | $ - | $ - | $ - | | $ - | $ 5,979 | $ 5,979 |
| $ 10,000 | $ 1,137 | $ 11,137 | S. Dick Electronics | $ - | $ - | $ - | | $ 10,000 | $ 1,137 | $ 11,137 |
| $ - | $ 1,094 | $ 1,094 | Ran Grinnell | $ - | $ - | $ - | | $ - | $ 1,094 | $ 1,094 |
| $ - | $ 3,892 | $ 3,892 | Clare Hampford | $ - | $ - | $ - | | $ - | $ 3,892 | $ 3,892 |
| $ - | $ 10 | $ 10 | G. Hartz | $ - | $ - | $ - | | $ - | $ 10 | $ 10 |
| $ - | $ 11,135 | $ 11,135 | Peter Horton | $ - | $ - | $ - | | $ - | $ 11,135 | $ 11,135 |
| $ - | $ 3,242 | $ 3,242 | Klein/ Danaher | $ - | $ - | $ - | | $ - | $ 3,242 | $ 3,242 |
| $ - | $ 78 | $ 78 | Lorimer | $ - | $ - | $ - | | $ - | $ 78 | $ 78 |
| $ - | $ 557 | $ 557 | Dr. Gloria Maina | $ - | $ - | $ - | | $ - | $ 557 | $ 557 |
| $ - | $ 165 | $ 165 | Frances S. Mallett | $ - | $ - | $ - | | $ - | $ 165 | $ 165 |
| $ - | $ 13,222 | $ 13,222 | Loretta McDougall | $ - | $ - | $ - | | $ - | $ 13,222 | $ 13,222 |
| $ - | $ 5,310 | $ 5,310 | Middlebrook Wings | $ - | $ - | $ - | | $ - | $ 5,310 | $ 5,310 |
| $ - | $ 9,660 | $ 9,660 | Karen Mraz | $ - | $ - | $ - | | $ - | $ 9,660 | $ 9,660 |
| $ - | $ 537 | $ 537 | National Merit | $ - | $ - | $ - | | $ - | $ 537 | $ 537 |
| $ - | $ 512 | $ 512 | Ralph Pascale | $ - | $ - | $ - | | $ - | $ 512 | $ 512 |
| $ 8,000 | $ 1,038 | $ 9,038 | PHNA | $ - | $ - | $ - | | $ 8,000 | $ 1,038 | $ 9,038 |
| $ - | $ 15,416 | $ 15,416 | Jill Resnick | $ - | $ - | $ - | | $ - | $ 15,416 | $ 15,416 |
| $ 5,190 | $ 971 | $ 6,161 | R. Rossomando | $ - | $ - | $ - | | $ 5,190 | $ 971 | $ 6,161 |
| $ 2,500 | $ 314 | $ 2,814 | R. Simses | $ - | $ - | $ - | | $ 2,500 | $ 314 | $ 2,814 |
| $ 2,200 | $ 277 | $ 2,477 | R. Stowe | $ - | $ - | $ - | | $ 2,200 | $ 277 | $ 2,477 |
| $ - | $ 1,114 | $ 1,114 | Trumbull High | $ - | $ - | $ - | | $ - | $ 1,114 | $ 1,114 |
| $ - | $ 212 | $ 212 | Jennie N. Villano | $ - | $ - | $ - | | $ - | $ 212 | $ 212 |
| $ 10,000 | $ 1,140 | $ 11,140 | Zink | $ - | $ - | $ - | | $ 10,000 | $ 1,140 | $ 11,140 |
| | | | | | | | | | | |
| $ 39,575 | $ 128,130 | $ 167,705 | **Total Scholarship Fund** | $ - | $ - | $ - | | $ 39,575 | $ 128,130 | $ 167,705 |

FOR 2024 02

| | | ORIGINAL APPROP | TRANFRS/ ADJSTMTS | REVISED BUDGET | YTD ACTUAL | ENCUMBRANCES | AVAILABLE BUDGET | PCT USE/COL |
|---|---|---|---|---|---|---|---|---|
| 2051713 ELITE Business Program | | | | | | | | |
| 2051713 40400 | REVENUE | 0 | 0 | 0 | -3,676.50 | .00 | 3,676.50 | 100.0% |
| 2051713 40410 | GCRev | 0 | 0 | 0 | -55.00 | .00 | 55.00 | 100.0% |
| 2051713 51120 | AIDE-CLSRM | 0 | 0 | 0 | 4,396.05 | .00 | -4,396.05 | 100.0%* |
| 2051713 52001 | FICA/MEDIC | 0 | 0 | 0 | 174.44 | .00 | -174.44 | 100.0%* |
| 2051713 54000 | PURCH.PROP | 0 | 0 | 0 | 978.04 | 5,340.76 | -6,318.80 | 100.0%* |
| 2051713 54101 | ELECTRIC | 0 | 0 | 0 | 637.69 | 4,362.31 | -5,000.00 | 100.0%* |
| 2051713 54410 | RENT | 0 | 0 | 0 | 8,154.16 | 41,754.16 | -49,908.32 | 100.0%* |
| 2051713 54900 | PROP SERV | 0 | 0 | 0 | 2,486.82 | 6,643.16 | -9,129.98 | 100.0%* |
| 2051713 55000 | Other Purc | 0 | 0 | 0 | 951.67 | 3,250.32 | -4,201.99 | 100.0%* |
| 2051713 56000 | Supplies | 0 | 0 | 0 | 228.18 | 3,432.50 | -3,660.68 | 100.0%* |
| 2051713 56202 | NATUR. GAS | 0 | 0 | 0 | 8.65 | 2,500.00 | -2,508.65 | 100.0%* |
| 2051713 58900 | DUES | 0 | 0 | 0 | 72.35 | .00 | -72.35 | 100.0%* |
| 2051713 59998 | PY Surplus | 0 | 4,135 | 4,135 | .00 | .00 | 4,134.51 | .0% |
| TOTAL ELITE Business Program | | 0 | 4,135 | 4,135 | 14,356.55 | 67,283.21 | -77,505.25 | 1974.6% |
| | TOTAL REVENUES | 0 | 0 | 0 | -3,731.50 | .00 | 3,731.50 | |
| | TOTAL EXPENSES | 0 | 4,135 | 4,135 | 18,088.05 | 67,283.21 | -81,236.75 | |
| | GRAND TOTAL | 0 | 4,135 | 4,135 | 14,356.55 | 67,283.21 | -77,505.25 | 1974.6% |

** END OF REPORT - Generated by Peg Brindisi **

FOR 2024 02

| | ORIGINAL APPROP | TRANFRS/ ADJSTMTS | REVISED BUDGET | YTD ACTUAL | ENCUMBRANCES | AVAILABLE BUDGET | PCT USE/COL |
|---|---|---|---|---|---|---|---|
| **2051709 THS Student Parking** | | | | | | | |
| 2051709 40150 Misc Inc | 0 | 0 | 0 | -24.00 | .00 | 24.00 | 100.0% |
| 2051709 40400 Parking | 0 | 0 | 0 | -23,550.00 | .00 | 23,550.00 | 100.0% |
| 2051709 57202 SITE IMPR | 0 | 0 | 0 | 1,000.00 | .00 | -1,000.00 | 100.0%* |
| 2051709 58900 DUES | 0 | 0 | 0 | 4.58 | .00 | -4.58 | 100.0%* |
| 2051709 59998 PY Surplus | 0 | 187 | 187 | .00 | .00 | 187.35 | .0% |
| TOTAL THS Student Parking | 0 | 187 | 187 | -22,569.42 | .00 | 22,756.77 | *******% |
| TOTAL REVENUES | 0 | 0 | 0 | -23,574.00 | .00 | 23,574.00 | |
| TOTAL EXPENSES | 0 | 187 | 187 | 1,004.58 | .00 | -817.23 | |
| GRAND TOTAL | 0 | 187 | 187 | -22,569.42 | .00 | 22,756.77 | *******% |

** END OF REPORT - Generated by Peg Brindisi **

| Trumbull Board of Education | | | | | | | | | |
|---|---|---|---|---|---|---|---|---|---|
| Special Revenue BOE Programs | | | | | | | | | |
| | | 7/1/23 to 8/31/23 | | | Fund Balance(Deficit) as of | | | | |
| Org# | Description | Revenues | Operating Transfer In (Out) also reflected in Revenue (Expense) | Expenditures | Encumbrances | Revenues over (under) Expenditures includes Operating Transfers | 7/1/2023 | Adj Journal for Prior Year Unliquidated POs closed out to the Fund Balance | 8/31/2023 |
| 2051660 | ACE Foundation | - | - | - | - | - | 58 | - | 58 |
| 2059530 | Agriscience | - | - | - | 14,025 | (14,025) | 177,407 | - | 163,382 |
| 2051121 | Athletics | 1,764 | - | 8,386 | - | (6,622) | 104,763 | - | 98,141 |
| 2052651 | Building Use | 31 | - | 10,334 | 219 | (10,523) | 40,335 | - | 29,812 |
| 2051650 | Continuing Ed | 25,329 | - | 16,385 | 49,408 | (40,464) | 3,784 | - | (36,680) |
| 2051100 | Driver's Education | 9,993 | - | 2,016 | 6,150 | 1,827 | 37,184 | - | 39,011 |
| 2051711 | E Sports | - | - | 160 | 1,785 | (1,945) | 5,160 | - | 3,215 |
| 2051717 | Elementary Strings/Band | 41,114 | - | - | - | 41,114 | 15,119 | - | 56,233 |
| 2051713 | ELITE Business Program | 3,732 | - | 18,088 | 67,283 | (81,640) | 4,135 | - | (77,505) |
| 2056230 | Guidance/Testing | - | - | - | - | - | 11,521 | - | 11,521 |
| 2059240 | Interdistrict (TECEC*/REACH*/IIP*) | 404,004 | - | - | - | 404,004 | 65,938 | - | 469,942 |
| 2059540 | Madison Grant | - | - | - | - | - | 368 | - | 368 |
| 2059490 | Miscellaneous | - | - | - | - | - | 2,401 | - | 2,401 |
| 2051019 | PE Day | - | - | - | - | - | 247 | - | 247 |
| 2051200 | PPS Medicaid Program (SBCH) | 47,178 | - | 12,478 | 69,280 | (34,579) | 58,182 | - | 23,603 |
| 2055904 | Rebates | 19,154 | - | 6,980 | - | 12,174 | 82,592 | - | 94,766 |
| **2051600** | **Summer Explorations 23-24 (ends 12/31/23)** | **27,462** | - | **149,964** | **37,848** | **(160,350)** | **232,392** | **-** | **72,043** |
| **2051600** | **Summer Explorations 24-25 (starts 1/1/24)** | **-** | - | **-** | **-** | **-** | **-** | **-** | **-** |
| 2052221 | Take Home Device Insurance | 19,827 | - | 10,680 | - | 9,147 | 36,869 | - | 46,016 |
| 2057100 | THS AP Testing | - | - | - | - | - | 12,828 | - | 12,828 |
| 2051380 | THS Auditorium | - | - | - | - | - | 4,065 | - | 4,065 |
| 2059400 | THS Connections | - | - | - | - | - | 1,125 | - | 1,125 |
| 2059450 | THS Culinary Kitchen Catering | - | - | 30 | 450 | (480) | 4,203 | - | 3,723 |
| 2055400 | THS Musical | - | - | - | 8,830 | (8,830) | 39,244 | - | 30,414 |
| 2051709 | THS Student Parking | 23,574 | - | 1,005 | - | 22,569 | 187 | - | 22,757 |
| 2059510 | Typical or Troubled Grant | - | - | - | - | - | 643 | - | 643 |
| 2056207 | Used Book Sales | - | - | - | - | - | 2,145 | - | 2,145 |
| 2055213 | Voluntary Insurance | - | - | 44,197 | 249,600 | (293,797) | 11,647 | - | (282,150) |
| | | | | | | | | | |
| | **Total Special Revenue Fund** | **$ 623,160** | **$ -** | **$ 280,702** | **$ 504,878** | **$ (162,420)** | **$ 954,542** | **$ -** | **$ 792,122** |
| | | | | | | | | | |
| * | TECEC-Trumbull Early Childhood Education Center | | | | | | | | |
| * | REACH-Regional Educational Academic and Counseling Help | | | | | | | | |
| * | IIP-Interim Instructional (transition) Program | | | | | | | | |

FOR 2024 01

| | ORIGINAL APPROP | TRANFRS/ ADJSTMTS | REVISED BUDGET | YTD EXPENDED | ENCUMBRANCES | AVAILABLE BUDGET | PCT USED |
|---|---|---|---|---|---|---|---|
| 001 BOE GENERAL FUND | 119,740,771 | 0 | 119,740,771 | 3,796,964.13 | 41,277,049.23 | 74,666,758.06 | 37.6% |
| 009 TOWN ACCOUNTS FUND | 0 | 1,247,421 | 1,247,421 | 8,942.93 | 29,156.95 | 1,209,321.12 | 3.1% |
| 200 GRANTS FUND | 0 | 3,185,927 | 3,185,927 | 32,624.02 | 363,446.34 | 2,789,856.78 | 12.4% |
| 205 SPECIAL REVENUE FUND | 0 | 954,542 | 954,542 | 176,967.81 | 516,918.35 | 260,655.89 | 72.7% |
| 210 SCHOOL LUNCH FUND | 0 | 0 | 0 | 41,372.30 | 565,207.64 | -606,579.94 | 100.0% |
| GRAND TOTAL | 119,740,771 | 5,387,890 | 125,128,662 | 4,056,871.19 | 42,751,778.51 | 78,320,011.91 | 37.4% |

** END OF REPORT - Generated by Peg Brindisi **

**Trumbull Board of Education Expense vs Budget Summary**
**By Object**
**Report for the Period Ended 7/31/2023**

| Object Description | Code | Budget Original | Budget Transfers | Budget Revised | July Expended | Committed/ Estimates | Available/ (Over) | % Spent or Committed |
|---|---|---|---|---|---|---|---|---|
| **Salaries** | **100** | | | | | | | |
| Admin/Supervisors | | $5,268,550 | $0 | $5,268,550 | $379,852 | $4,557,990 | $330,708 | 94% |
| Teachers | | $55,876,304 | $0 | $55,876,304 | $122,067 | $192,813 | $55,561,423 | 1% |
| Custodians/Maintenance | | $4,131,948 | $0 | $4,131,948 | $220,260 | $3,583,617 | $328,071 | 92% |
| Tech Support | | $527,024 | $0 | $527,024 | $40,908 | $472,637 | $13,479 | 97% |
| Admin Support | | $2,921,139 | $0 | $2,921,139 | $160,785 | $2,619,686 | $140,668 | 95% |
| Paras & Aides | | $5,542,815 | $0 | $5,542,815 | $90,592 | $555,757 | $4,896,466 | 12% |
| Substitutes | | $1,065,000 | $0 | $1,065,000 | $5,450 | $1,061,413 | -$1,863 | 100% |
| Coaches & Advisors | | $1,016,644 | $0 | $1,016,644 | $582 | $219,863 | $796,199 | 22% |
| Salaries Other | | $1,721,198 | $0 | $1,721,198 | $23,229 | $1,046,324 | $651,645 | 62% |
| Misc Salary Items | | $349,000 | $0 | $349,000 | $242,347 | $0 | $106,653 | 69% |
| **Salaries** | **Total** | **$78,419,621** | **$0** | **$78,419,621** | **$1,286,072** | **$14,310,100** | **$62,823,449** | **20%** |
| **Employee Benefits** | **200** | | | | | | | |
| Health Insurance | | $18,684,896 | $0 | $18,684,896 | $1,385,911 | $17,431,207 | ($132,222) | 101% |
| FICA | | $1,960,691 | $0 | $1,960,691 | $57,170 | $1,903,521 | $0 | 100% |
| Other Insurance | | $342,000 | $0 | $342,000 | $10,742 | $339,484 | ($8,225) | 102% |
| Unemployment | | $30,000 | $0 | $30,000 | $0 | $30,000 | $0 | 100% |
| Benefits Other | | $258,000 | $0 | $258,000 | $14,947 | $238,761 | $4,292 | 98% |
| **Employee Benefits** | **Total** | **$21,275,587** | **$0** | **$21,275,587** | **$1,468,769** | **$19,942,974** | **($136,155)** | **101%** |
| **Purchased Professional Services** | **300** | | | | | | | |
| Legal | | $250,000 | $0 | $250,000 | $0 | $250,000 | $0 | 100% |
| Service Contracts | | $441,707 | $0 | $441,707 | $270,658 | $0 | $171,049 | 61% |
| Consultants | | $305,000 | $0 | $305,000 | $2,175 | $236,000 | $66,825 | 78% |
| Other Prof Services | | $415,595 | $0 | $415,595 | $113,783 | $162,817 | $138,995 | 67% |
| **Purchased Professional Services** | **Total** | **$1,412,302** | **$0** | **$1,412,302** | **$386,617** | **$648,817** | **$376,869** | **73%** |
| **Purchased Property Services** | **400** | | | | | | | |
| Utilities | | $1,295,000 | $0 | $1,295,000 | ($2,000) | $205,680 | $1,091,320 | 16% |
| Repairs & Svc Fees | | $429,000 | $0 | $429,000 | $25,018 | $244,183 | $159,799 | 63% |
| Copiers | | $243,820 | $0 | $243,820 | $0 | $240,000 | $3,820 | 98% |
| Other Purch'd Property Svcs | | $136,100 | $0 | $136,100 | $8,491 | $109,288 | $18,322 | 87% |
| **Purchased Property Services** | **Total** | **$2,103,920** | **$0** | **$2,103,920** | **$31,509** | **$799,150** | **$1,273,261** | **39%** |
| **Purchased Other Services** | **500** | | | | | | | |
| Transportation | | $7,300,049 | $0 | $7,300,049 | $7,161 | $138,000 | $7,154,888 | 2% |
| Communications | | $334,482 | $0 | $334,482 | $82,134 | $245,600 | $6,747 | 98% |
| Postage | | $35,000 | $0 | $35,000 | $0 | $46,005 | -$11,005 | 131% |
| Advertising | | $2,975 | $0 | $2,975 | $0 | $0 | $2,975 | 0% |
| Interns | | $341,250 | $0 | $341,250 | $0 | $0 | $341,250 | 0% |
| Tuition | | $4,433,108 | $0 | $4,433,108 | $58,343 | $3,347,533 | $1,027,231 | 77% |
| Printing | | $11,750 | $0 | $11,750 | $0 | $8,530 | $3,220 | 73% |
| Other Purch'd Svcs | | $314,320 | $0 | $314,320 | $55,948 | $19,374 | $238,997 | 24% |
| **Purchased Other Services** | **Total** | **$12,772,934** | **$0** | **$12,772,934** | **$203,587** | **$3,805,042** | **$8,764,305** | **31%** |
| **Supplies** | **600** | | | | | | | |
| Supplies-Teaching | | $678,771 | $0 | $678,771 | $6,762 | $217,143 | $454,866 | 33% |
| Supplies-Office | | $104,209 | $0 | $104,209 | $5,294 | $28,741 | $70,174 | 33% |
| Supplies-Custodial | | $190,000 | $0 | $190,000 | $5,686 | $65,025 | $119,289 | 37% |
| Supplies-Maintenance | | $261,000 | $0 | $261,000 | $12,868 | $174,849 | $73,282 | 72% |
| Text & Workbooks | | $483,218 | $0 | $483,218 | $24,484 | $219,818 | $238,916 | 51% |
| Subscriptions | | $319,033 | $0 | $319,033 | $85,906 | $63,807 | $169,320 | 47% |
| Testing Materials | | $222,978 | $0 | $222,978 | $0 | $72,389 | $150,589 | 32% |
| Books & A/V | | $42,591 | $0 | $42,591 | $0 | $24,458 | $18,134 | 57% |
| Software | | $225,800 | $0 | $225,800 | $76,409 | $143,980 | $5,411 | 98% |
| Energy | | $633,400 | $0 | $633,400 | $192 | $633,208 | $0 | 100% |
| Other Supplies | | $34,900 | $0 | $34,900 | $385 | $0 | $34,515 | 1% |
| **Supplies** | **Total** | **$3,195,900** | **$0** | **$3,195,900** | **$217,986** | **$1,643,418** | **$1,334,496** | **58%** |

**Trumbull Board of Education Expense vs Budget Summary**
**By Object**
**Report for the Period Ended 7/31/2023**

| Object Description | Code | Budget Original | Budget Transfers | Budget Revised | July Expended | Committed/ Estimates | Available/ (Over) | % Spent or Committed |
|---|---|---|---|---|---|---|---|---|
| **Property** | **700** | | | | | | | |
| Office Equipment | | $1,500 | $0 | $1,500 | $0 | $0 | $1,500 | 0% |
| Office Furniture | | $38,485 | $0 | $38,485 | $0 | $0 | $38,485 | 0% |
| Classroom Equipment | | $628,357 | $0 | $628,357 | $175,729 | $58,835 | $393,793 | 37% |
| Classroom Furniture | | $18,229 | $0 | $18,229 | $1,159 | $2,039 | $15,031 | 18% |
| Bldg Equipment | | $30,500 | $0 | $30,500 | $0 | $7,000 | $23,500 | 23% |
| Bldg Improvements | | $12,000 | $0 | $12,000 | $810 | $7,090 | $4,100 | 66% |
| Other Equipment | | $3,775 | $0 | $3,775 | $0 | $0 | $3,775 | 0% |
| **Property** | **Total** | **$732,846** | **$0** | **$732,846** | **$177,698** | **$74,964** | **$480,184** | **34%** |
| **Debt Service & Miscellaneous** | **800** | | | | | | | |
| Dues, Fees and Memberships | | $530,513 | $0 | $530,513 | $24,727 | $52,584 | $453,202 | 15% |
| Other Objects | | $1,000 | $0 | $1,000 | $0 | $0 | $1,000 | 0% |
| **Miscellaneous** | **Total** | **$531,513** | **$0** | **$531,513** | **$24,727** | **$52,584** | **$454,202** | **15%** |
| **Other Objects** | **900** | | | | | | | |
| Other - Intergovernmental | | ($703,852) | $0 | ($703,852) | $0 | $0 | -$703,852 | 0% |
| **Other Objects** | **Total** | **($703,852)** | **$0** | **($703,852)** | **$0** | **$0** | **-$703,852** | **0%** |
| **Munis Report Total** | | **$119,740,771** | **$0** | **$119,740,771** | **$3,796,964** | **$41,277,049** | **$ 74,666,758** | **38%** |

**Trumbull Board of Education Expense vs Budget Detail**
**By Object**
**Report for the Period Ended 7/31/2023**

| Account # | Account Description | Budget Original | Budget Transfers | Budget Revised | July Expended | Committed/ Estimates | Available/ (Over) |
|---|---|---|---|---|---|---|---|
| **Salaries** | | | | | | | |
| **Admin/Supervisors** | | | | | | | |
| 01011000-51113 | TECEC-Admin-Admin Salaries | $144,207 | $0 | $144,207 | $11,093 | $133,114 | ($0) |
| 01011200-51114 | PPS-Admin-Director/Coordinator | $347,670 | $0 | $347,670 | $23,993 | $287,918 | $35,759 |
| 01402320-51114 | Human Resource Director | $165,000 | $0 | $165,000 | $13,200 | $158,400 | ($6,600) |
| 01412210-51113 | D/W-Elem Asst Principal | $0 | $0 | $0 | $0 | $0 | $0 |
| 01412210-51114 | Assistant Superintendent | $201,038 | $0 | $201,038 | $15,766 | $189,187 | ($3,915) |
| 01422520-51125 | Tech-Admin-Manager | $141,035 | $0 | $141,035 | $10,849 | $130,186 | $0 |
| 01512400-51113 | BHES-Admin-Principal | $185,622 | $0 | $185,622 | $14,279 | $171,343 | ($0) |
| 01522400-51113 | FTES-Admin-Principal/Asst Principal | $331,644 | $0 | $331,644 | $21,018 | $252,217 | $58,409 |
| 01532400-51113 | DFES-Admin-Principal | $185,622 | $0 | $185,622 | $14,279 | $171,343 | ($0) |
| 01542400-51113 | MBES-Admin-Principal | $327,262 | $0 | $327,262 | $18,772 | $225,259 | $83,231 |
| 01552400-51113 | JRES-Admin-Principal | $180,055 | $0 | $180,055 | $13,850 | $166,205 | $0 |
| 01582400-51113 | TSES-Admin-Principal | $185,622 | $0 | $185,622 | $14,279 | $171,343 | ($0) |
| 01612400-51113 | HMS-Admin-Principal/Asst Principal | $343,627 | $0 | $343,627 | $26,433 | $317,194 | ($0) |
| 01622400-51113 | MMS-Admin-Principal/Asst Principal | $357,132 | $0 | $357,132 | $27,472 | $329,660 | ($0) |
| 01711006-51114 | THS-Ag Science-Director | $81,117 | $0 | $81,117 | $6,324 | $75,892 | ($1,100) |
| 01711019-51114 | Sports-Sports General-Director | $171,510 | $0 | $171,510 | $13,193 | $158,317 | ($0) |
| 01712400-51113 | THS-Admin-Principals | $890,802 | $0 | $890,802 | $54,246 | $650,954 | $185,602 |
| 01822230-51125 | Facilities-Admin-Director/Managers | $252,807 | $0 | $252,807 | $19,906 | $238,868 | ($5,967) |
| 01822230-51141 | Facilities-Admin-Manager OT | $0 | $0 | $0 | $0 | $0 | $0 |
| 01882700-51125 | Trans-Admin-Manager | $76,268 | $0 | $76,268 | $5,867 | $70,401 | ($0) |
| 01902320-51115 | Super-Admin-Superintendent | $273,598 | $0 | $273,598 | $21,924 | $262,857 | ($11,183) |
| 01912520-51113 | Bus Off-Admin-Business Administrator | $176,347 | $0 | $176,347 | $13,836 | $166,038 | ($3,527) |
| 01912520-51129 | Bus Off-Admin-Acctg Manager | $90,617 | $0 | $90,617 | $6,971 | $83,646 | ($0) |
| 01922530-51125 | Asst Super-Dir Digital Learning | $159,948 | $0 | $159,948 | $12,304 | $147,644 | ($0) |
| | **Admin/Supervisors Total** | **$5,268,550** | **$0** | **$5,268,550** | **$379,852** | **$4,557,990** | **$330,708** |
| **Teachers** | | | | | | | |
| 01011000-51110 | TECEC-Classroom-Teachers | $666,447 | $0 | $666,447 | $0 | $0 | $666,447 |
| 01011200-51118 | PPS-L/W-Curriculum Writing | $15,000 | $0 | $15,000 | $0 | $0 | $15,000 |
| 01011200-51119 | PPS-L/W-Teacher Xtra Time | $37,080 | $0 | $37,080 | $140 | $0 | $36,940 |
| 01021201-51119 | PPS-After School-Teacher Salaries | $0 | $0 | $0 | $0 | $0 | $0 |
| 01062140-51111 | PPS-L/W-Psychologists | $1,682,174 | $0 | $1,682,174 | $0 | $0 | $1,682,174 |
| 01062145-51111 | PPS-L/W-Behaviorists | $352,547 | $0 | $352,547 | $0 | $0 | $352,547 |
| 01072110-51111 | PPS-L/W-Social Workers | $1,043,899 | $0 | $1,043,899 | $0 | $0 | $1,043,899 |
| 01082150-51111 | PPS-L/W-Speech & Language | $1,391,595 | $0 | $1,391,595 | $0 | $0 | $1,391,595 |
| 01121200-51111 | TECEC-Classroom-Specialists | $141,010 | $0 | $141,010 | $0 | $0 | $141,010 |
| 01161200-51110 | PPS-SPED-Elementary Teachers | $2,303,380 | $0 | $2,303,380 | $0 | $0 | $2,303,380 |
| 01231200-51110 | PPS-SPED-Middle School Teachers | $1,565,558 | $0 | $1,565,558 | $0 | $0 | $1,565,558 |
| 01331200-51110 | PPS-SPED-THS Teachers | $2,113,032 | $0 | $2,113,032 | $11,901 | $142,813 | $1,958,318 |
| 01371200-51118 | PPS-ESY-Teacher salaries | $196,730 | $0 | $196,730 | $95,997 | $0 | $100,733 |
| 01402210-51110 | Curr Dir-D/W-ELL Teachers | $668,481 | $0 | $668,481 | $0 | $0 | $668,481 |
| 01402320-51116 | Asst Super-Admin-Teacher Stipends | $0 | $0 | $0 | $0 | $0 | $0 |
| 01402320-51118 | Asst Super-L/W-Prof Devt Prep | $0 | $0 | $0 | $0 | $0 | $0 |
| 01402320-51200 | Asst Super-Admin-Teacher Mentors | $5,000 | $0 | $5,000 | $0 | $0 | $5,000 |
| 01411250-51110 | Curr Dir-D/W-TAG Teachers | $0 | $0 | $0 | $0 | $0 | $0 |
| 01412210-51111 | Curr Dir-D/W-Program Leaders | $383,096 | $0 | $383,096 | $0 | $0 | $383,096 |
| 01412210-51117 | Curr Dir-D/W-Teacher Training | $50,000 | $0 | $50,000 | $0 | $50,000 | $0 |
| 01412210-51118 | Curr Dir-D/W-Prof Devt Prep | $30,000 | $0 | $30,000 | $943 | $0 | $29,057 |
| 01412210-51119 | Curr Dir-Admin-Curriculum Writing | $84,391 | $0 | $84,391 | $13,086 | $0 | $71,305 |
| 01511001-51110 | BHES-Classroom-Teachers | $2,294,379 | $0 | $2,294,379 | $0 | $0 | $2,294,379 |
| 01511002-51110 | BHES-Classroom-Specialists | $573,189 | $0 | $573,189 | $0 | $0 | $573,189 |
| 01512220-51110 | BHES Library-Teachers-Salaries | $100,629 | $0 | $100,629 | $0 | $0 | $100,629 |
| 01521001-51110 | FTES-Classroom-Teachers | $2,089,770 | $0 | $2,089,770 | $0 | $0 | $2,089,770 |
| 01521002-51110 | FTES-Classroom-Specialists | $793,772 | $0 | $793,772 | $0 | $0 | $793,772 |
| 01522220-51110 | FTES Library-Teachers-Salaries | $109,425 | $0 | $109,425 | $0 | $0 | $109,425 |
| 01531001-51110 | DFES-Classroom-Teachers | $2,300,699 | $0 | $2,300,699 | $0 | $0 | $2,300,699 |
| 01531002-51110 | DFES-Classroom-Specialists | $639,188 | $0 | $639,188 | $0 | $0 | $639,188 |
| 01532220-51110 | DFES Library-Teachers-Salaries | $86,505 | $0 | $86,505 | $0 | $0 | $86,505 |
| 01541001-51110 | MBES-Classroom-Teachers | $2,327,473 | $0 | $2,327,473 | $0 | $0 | $2,327,473 |
| 01541002-51110 | MBES-Classroom-Specialists | $751,484 | $0 | $751,484 | $0 | $0 | $751,484 |
| 01542220-51110 | MBES Library-Teachers-Salaries | $118,741 | $0 | $118,741 | $0 | $0 | $118,741 |

**Trumbull Board of Education Expense vs Budget Detail**
**By Object**
**Report for the Period Ended 7/31/2023**

| Account # | Account Description | Budget Original | Budget Transfers | Budget Revised | July Expended | Committed/ Estimates | Available/ (Over) |
|---|---|---|---|---|---|---|---|
| 01551001-51110 | JRES-Classroom-Teachers | $2,074,856 | $0 | $2,074,856 | $0 | $0 | $2,074,856 |
| 01551002-51110 | JRES-Classroom-Specialists | $657,252 | $0 | $657,252 | $0 | $0 | $657,252 |
| 01552220-51110 | JRES Library-Teachers-Salaries | $94,423 | $0 | $94,423 | $0 | $0 | $94,423 |
| 01581001-51110 | TES-Classroom-Teachers | $2,041,177 | $0 | $2,041,177 | $0 | $0 | $2,041,177 |
| 01581002-51110 | TES-Classroom-Specialists | $586,403 | $0 | $586,403 | $0 | $0 | $586,403 |
| 01582220-51110 | TES Library-Teachers-Salaries | $94,423 | $0 | $94,423 | $0 | $0 | $94,423 |
| 01611001-51110 | HMS-Classroom-Teacher Salaries | $3,830,784 | $0 | $3,830,784 | $0 | $0 | $3,830,784 |
| 01611001-51111 | HMS-Teacher Specialists | $118,741 | $0 | $118,741 | $0 | $0 | $118,741 |
| 01611016-51110 | HMS-Music-Teacher Salaries | $339,837 | $0 | $339,837 | $0 | $0 | $339,837 |
| 01611019-51110 | HMS-PE/Health-Teacher Salaries | $351,217 | $0 | $351,217 | $0 | $0 | $351,217 |
| 01612120-51110 | HMS-Guidance-Teacher Salaries | $302,655 | $0 | $302,655 | $0 | $0 | $302,655 |
| 01612220-51110 | HMS-Library-Teacher Salaries | $118,741 | $0 | $118,741 | $0 | $0 | $118,741 |
| 01612400-51110 | HMS-Admin-Teacher Xtra days | $0 | $0 | $0 | $0 | $0 | $0 |
| 01621001-51110 | MMS-Classroom-Teacher Salaries | $4,343,480 | $0 | $4,343,480 | $0 | $0 | $4,343,480 |
| 01621001-51111 | MMS-Teacher Specialists | $81,532 | $0 | $81,532 | $0 | $0 | $81,532 |
| 01621016-51110 | MMS-Music-Teacher Salaries | $310,541 | $0 | $310,541 | $0 | $0 | $310,541 |
| 01621019-51110 | MMS-PE/Health-Teacher Salaries | $392,553 | $0 | $392,553 | $0 | $0 | $392,553 |
| 01622120-51110 | MMS-Guidance-Teacher Salaries | $313,716 | $0 | $313,716 | $0 | $0 | $313,716 |
| 01622220-51110 | MMS-Library-Teacher Salaries | $118,741 | $0 | $118,741 | $0 | $0 | $118,741 |
| 01622400-51110 | MMS-Admin-Teacher Xtra days | $0 | $0 | $0 | $0 | $0 | $0 |
| 01711001-51110 | THS-Classroom-Teacher Salaries | $11,554,051 | $0 | $11,554,051 | $0 | $0 | $11,554,051 |
| 01711001-51111 | THS-Teacher Specialists | $122,146 | $0 | $122,146 | $0 | $0 | $122,146 |
| 01711003-51110 | THS-Admin-Detention Duty | $0 | $0 | $0 | $0 | $0 | $0 |
| 01711006-51110 | THS-Ag Science-Teachers Salaries | $631,145 | $0 | $631,145 | $0 | $0 | $631,145 |
| 01711011-51110 | THS-World Language-Teacher Salaries | $0 | $0 | $0 | $0 | $0 | $0 |
| 01711016-51110 | THS-Music-Teacher Salaries | $280,483 | $0 | $280,483 | $0 | $0 | $280,483 |
| 01711019-51110 | THS-PE/Health-Teacher Salaries | $835,915 | $0 | $835,915 | $0 | $0 | $835,915 |
| 01711022-51110 | THS-Alternate School-Teachers Salaries | $415,242 | $0 | $415,242 | $0 | $0 | $415,242 |
| 01711028-51110 | THS-Admin-Teacher Xtra Tme | $0 | $0 | $0 | $0 | $0 | $0 |
| 01712120-51110 | THS-Guidance-Teacher Salaries | $1,383,546 | $0 | $1,383,546 | $0 | $0 | $1,383,546 |
| 01712220-51110 | THS-Library-Teacher Salaries | $94,530 | $0 | $94,530 | $0 | $0 | $94,530 |
| 01712400-51110 | THS-Detention-Teacher Salaries | $3,500 | $0 | $3,500 | $0 | $0 | $3,500 |
| 01912520-51196 | D/W-Admin-Retirement/LOA Savings | ($600,000) | $0 | ($600,000) | $0 | $0 | ($600,000) |
| 01912520-51197 | D/W-Admin-Degree Changes | $70,000 | $0 | $70,000 | $0 | $0 | $70,000 |
| | **Teachers Total** | **$55,876,304** | **$0** | **$55,876,304** | **$122,067** | **$192,813** | **$55,561,423** |
| **Custodians/Maintenance** | | | | | | | |
| 01842610-51140 | Facilities-Custodial-Salaries | $2,983,630 | $0 | $2,983,630 | $162,013 | $2,818,133 | $3,484 |
| 01842610-51141 | Facilities-Custodial-Custodial OT | $125,000 | $0 | $125,000 | $3,128 | $0 | $121,872 |
| 01842610-51142 | Facilities-Custodial-School OT | $130,000 | $0 | $130,000 | $418 | $0 | $129,582 |
| 01842610-51143 | Facilities-Snow Removal-Salaries | $0 | $0 | $0 | $0 | $0 | $0 |
| 01842610-51145 | Facilities-Custodial- Custodial Support | $9,360 | $0 | $9,360 | $585 | $0 | $8,775 |
| 01842610-51149 | Facilities-Custodial-Custodial Night Diff | $7,000 | $0 | $7,000 | $0 | $0 | $7,000 |
| 01852620-51140 | Facilities-Maintenance-Salaries | $819,958 | $0 | $819,958 | $43,481 | $765,484 | $10,993 |
| 01852620-51141 | Facilities-Maintenance-Maint OT | $25,000 | $0 | $25,000 | $0 | $0 | $25,000 |
| 01852620-51142 | Facilities-Maintenance-Security Checks | $0 | $0 | $0 | $0 | $0 | $0 |
| 01852620-51145 | Facilities-Maintenance-Summer Help | $32,000 | $0 | $32,000 | $10,635 | $0 | $21,365 |
| | **Custodians/Maintenance Total** | **$4,131,948** | **$0** | **$4,131,948** | **$220,260** | **$3,583,617** | **$328,071** |
| **Tech Support** | | | | | | | |
| 01422220-51124 | Tech-Dist A/V/Ch 17-Technician | $0 | $0 | $0 | $0 | $0 | $0 |
| 01422520-51129 | Tech-Admin-Other Technical | $512,024 | $0 | $512,024 | $39,377 | $472,637 | $10 |
| 01422520-51141 | Tech-Admin-Xtra Time/Help | $15,000 | $0 | $15,000 | $1,532 | $0 | $13,468 |
| | **Tech Support Total** | **$527,024** | **$0** | **$527,024** | **$40,908** | **$472,637** | **$13,479** |
| **Administative Support** | | | | | | | |
| 01011000-51130 | TECEC-Admin-Secy 12 Mth | $25,507 | $0 | $25,507 | $1,939 | $23,270 | $298 |
| 01011000-51131 | TECEC-Admin-Secy 10 Mth | $52,113 | $0 | $52,113 | $0 | $52,113 | $0 |
| 01011000-51135 | TECEC-Admin-Clerical Xtra Time | $1,300 | $0 | $1,300 | $182 | $0 | $1,118 |
| 01011200-51130 | PPS-Admin-Secy 12 Mth | $150,623 | $0 | $150,623 | $11,353 | $137,952 | $1,318 |
| 01011200-51135 | PPS-Admin-Clerical Xtra Time | $1,000 | $0 | $1,000 | $364 | $0 | $636 |
| 01402320-51130 | Asst Super-Admin-Secy 12 Mth | $76,958 | $0 | $76,958 | $5,851 | $70,177 | $929 |
| 01402320-51135 | Asst Super-Admin-Clerical Xtra Time | $0 | $0 | $0 | $0 | $0 | $0 |

**Trumbull Board of Education Expense vs Budget Detail**
**By Object**
**Report for the Period Ended 7/31/2023**

| Account # | Account Description | Budget Original | Budget Transfers | Budget Revised | July Expended | Committed/ Estimates | Available/ (Over) |
|---|---|---|---|---|---|---|---|
| 01412210-51130 | Curr Dir-Admin-Secy 12 Mth | $67,799 | $0 | $67,799 | $5,195 | $62,342 | $262 |
| 01412210-51135 | Curr Dir-Admin-Clerical Xtra Time | $0 | $0 | $0 | $0 | $0 | $0 |
| 01422520-51130 | Tech-Admin-Secy 12 Mth | $58,654 | $0 | $58,654 | $4,480 | $53,933 | $241 |
| 01422520-51135 | Tech-Admin--Clerical Xtra Time | $0 | $0 | $0 | $11 | $0 | ($11) |
| 01512400-51130 | BHES-Admin-Secy 12 Mth | $66,169 | $0 | $66,169 | $5,050 | $60,595 | $524 |
| 01512400-51131 | BHES-Admin-Secy 10 Mth | $42,344 | $0 | $42,344 | $0 | $42,344 | $0 |
| 01512400-51135 | BHES-Admin-Clerical Xtra Time | $0 | $0 | $0 | $0 | $0 | $0 |
| 01522400-51130 | FTES-Admin-Secy 12 Mth | $66,449 | $0 | $66,449 | $5,050 | $60,595 | $804 |
| 01522400-51131 | FTES-Admin-Secy 10 Mth | $43,236 | $0 | $43,236 | $0 | $42,736 | $500 |
| 01522400-51135 | FTES-Admin-Clerical Xtra Time | $0 | $0 | $0 | $83 | $0 | ($83) |
| 01532400-51130 | DFES-Admin-Secy 12 Mth | $66,499 | $0 | $66,499 | $5,050 | $60,595 | $854 |
| 01532400-51131 | DFES-Admin-Secy 10 Mth | $42,344 | $0 | $42,344 | $0 | $42,344 | $0 |
| 01532400-51135 | DFES-Admin-Clerical Xtra Time | $0 | $0 | $0 | $12 | $0 | ($12) |
| 01542400-51130 | MBES-Admin-Secy 12 Mth | $65,899 | $0 | $65,899 | $5,050 | $60,595 | $254 |
| 01542400-51131 | MBES-Admin-Secy 10 Mth | $37,234 | $0 | $37,234 | $0 | $37,234 | $0 |
| 01542400-51135 | MBES-Admin-Clerical Xtra Time | $0 | $0 | $0 | $0 | $0 | $0 |
| 01552400-51130 | JRES-Admin-Secy 12 Mth | $66,499 | $0 | $66,499 | $5,050 | $60,595 | $854 |
| 01552400-51131 | JRES-Admin-Secy 10 Mth | $42,344 | $0 | $42,344 | $0 | $42,344 | $0 |
| 01552400-51135 | JRES-Admin-Clerical Xtra Time | $500 | $0 | $500 | $0 | $0 | $500 |
| 01582400-51130 | TES-Admin-Secy 12 Mth | $66,189 | $0 | $66,189 | $5,050 | $60,595 | $544 |
| 01582400-51131 | TES-Admin-Secy 10 Mth | $42,344 | $0 | $42,344 | $0 | $42,344 | ($0) |
| 01582400-51135 | TES-Admin-Clerical Xtra Time | $500 | $0 | $500 | $12 | $0 | $488 |
| 01612120-51131 | HMS-Guidance-Secy 10 Mth | $52,113 | $0 | $52,113 | $0 | $52,113 | $0 |
| 01612120-51135 | HMS-Guidance-Clerical Xtra Time | $0 | $0 | $0 | $0 | $0 | $0 |
| 01612400-51130 | HMS-Admin-Secy 12 Mth | $66,189 | $0 | $66,189 | $5,050 | $60,595 | $544 |
| 01612400-51131 | HMS-Admin-Secy 10 Mth | $43,112 | $0 | $43,112 | $0 | $43,112 | $0 |
| 01612400-51135 | HMS-Admin-Clerical Xtra Time | $0 | $0 | $0 | $0 | $0 | $0 |
| 01622120-51131 | MMS-Guidance-Secy 10 Mth | $53,101 | $0 | $53,101 | $0 | $52,601 | $500 |
| 01622120-51135 | MMS-Guidance-Clerical Xtra Time | $0 | $0 | $0 | $0 | $0 | $0 |
| 01622400-51130 | MMS-Admin-Secy 12 Mth | $65,899 | $0 | $65,899 | $5,061 | $60,595 | $242 |
| 01622400-51131 | MMS-Admin-Secy 10 Mth | $52,113 | $0 | $52,113 | $0 | $42,502 | $9,611 |
| 01622400-51135 | MMS-Admin-Clerical Xtra Time | $0 | $0 | $0 | $0 | $0 | $0 |
| 01711006-51131 | THS-Ag Science-Secy 10 Mths | $39,803 | $0 | $39,803 | $0 | $39,453 | $350 |
| 01711006-51135 | THS-Ag Science-Secy Xtra Time | $459 | $0 | $459 | $0 | $0 | $459 |
| 01711022-51131 | THS-Alternate School-Secy 10 Mths | $0 | $0 | $0 | $0 | $0 | $0 |
| 01712120-51130 | THS-Guidance-Secy 12 Mths | $190,634 | $0 | $190,634 | $15,124 | $174,528 | $982 |
| 01712120-51135 | THS-Guidance-Clerical Xtra Time | $0 | $0 | $0 | $0 | $0 | $0 |
| 01712220-51130 | THS-Library-Secy 12 Mths | $0 | $0 | $0 | $121 | $0 | ($121) |
| 01712220-51131 | THS-Library-Secy 10 Mths | $0 | $0 | $0 | $0 | $0 | $0 |
| 01712220-51135 | THS-Library-Clerical Xtra Time | $0 | $0 | $0 | $0 | $0 | $0 |
| 01712400-51130 | THS-Admin-Secy 12 Mth | $122,919 | $0 | $122,919 | $9,359 | $114,998 | ($1,439) |
| 01712400-51131 | THS-Admin-Secy 10 Mth | $156,828 | $0 | $156,828 | $0 | $146,624 | $10,203 |
| 01712400-51135 | THS-Admin-Clerical Xtra Time | $250 | $0 | $250 | $0 | $0 | $250 |
| 01713201-51131 | Sports-Sports General-Secy 10 Mths | $43,112 | $0 | $43,112 | $0 | $43,112 | $0 |
| 01713201-51135 | Sports-Sports Gen-Clerical Xtra Time | $4,500 | $0 | $4,500 | $0 | $0 | $4,500 |
| 01802320-51115 | Super-Personnel-Support Staff | $177,247 | $0 | $177,247 | $14,004 | $162,644 | $600 |
| 01802320-51131 | Super-Personnel-Support Staff-10 Mth | $47,494 | $0 | $47,494 | $0 | $0 | $47,494 |
| 01802320-51135 | Super-Personnel-Clerical Xtra Time | $0 | $0 | $0 | $437 | $0 | ($437) |
| 01822230-51130 | Facilities-Admin-Secy 12 Mth | $134,899 | $0 | $134,899 | $5,050 | $83,558 | $46,291 |
| 01822230-51135 | Facilities-Admin-Clerical Xtra Time | $0 | $0 | $0 | $0 | $0 | $0 |
| 01882700-51130 | Trans-Admin-Secy 12 Mth | $113,466 | $0 | $113,466 | $8,655 | $101,718 | $3,092 |
| 01882700-51131 | Trans-Admin-Secy 10 Mth | $0 | $0 | $0 | $0 | $0 | $0 |
| 01882700-51135 | Trans-Admin-Clerical Xtra Time | $3,890 | $0 | $3,890 | $549 | $0 | $3,341 |
| 01902310-51136 | Super-BOE-Secy-BOE Mtgs | $4,000 | $0 | $4,000 | $175 | $0 | $3,825 |
| 01902320-51130 | Super-Admin-Support Staff | $159,424 | $0 | $159,424 | $12,419 | $149,030 | ($2,025) |
| 01902320-51135 | Super-Admin-Clerical Xtra Time | $0 | $0 | $0 | $0 | $0 | $0 |
| 01912520-51130 | Bus Off-Admin-Support 12 Mth | $303,681 | $0 | $303,681 | $24,516 | $279,795 | ($630) |
| 01912520-51135 | Bus Off-Admin-Support-Clerical Xtra Time | $1,500 | $0 | $1,500 | $81 | $0 | $1,419 |
| 01922530-51135 | Asst Super-Admin-Clerical Xtra Time | $2,000 | $0 | $2,000 | $404 | $0 | $1,596 |
| | **Administrative Support Total** | **$2,921,139** | **$0** | **$2,921,139** | **$160,785** | **$2,619,686** | **$140,668** |
| **Paras & Aides** | | | | | | | |
| 01011000-51120 | TECEC-Classroom-Paras | $244,027 | $0 | $244,027 | $0 | $0 | $244,027 |
| 01011000-51122 | TECEC-Classroom-ABA Paras | $275,633 | $0 | $275,633 | $0 | $0 | $275,633 |
| 01011200-51120 | PPS-L/W-Instructional Paras | $2,616,637 | $0 | $2,616,637 | $0 | $0 | $2,616,637 |

**Trumbull Board of Education Expense vs Budget Detail**
**By Object**
**Report for the Period Ended 7/31/2023**

| Account # | Account Description | Budget Original | Budget Transfers | Budget Revised | July Expended | Committed/ Estimates | Available/ (Over) |
|---|---|---|---|---|---|---|---|
| 01011200-51121 | PPS-D/W-Para Xtra Time | $100,000 | $0 | $100,000 | $0 | $0 | $100,000 |
| 01011200-51122 | PPS-L/W-ABA Paras | $1,486,608 | $0 | $1,486,608 | $0 | $0 | $1,486,608 |
| 01032130-51128 | PPS-L/W-Health Aides | $88,967 | $0 | $88,967 | $0 | $0 | $88,967 |
| 01371200-51122 | PPS-ESY-ABA Paras | $82,400 | $0 | $82,400 | $54,996 | $0 | $27,404 |
| 01371200-51128 | PPS-ESY-Health Aides | $0 | $0 | $0 | $4,296 | $0 | ($4,296) |
| 01371200-51129 | PPS-ESY-Para | $51,500 | $0 | $51,500 | $31,300 | $0 | $20,200 |
| 01412210-51120 | PPS-D/W-Para Training | $10,000 | $0 | $10,000 | $0 | $10,000 | $0 |
| 01511001-51120 | BHES-Classroom-Instructional Aides | $57,686 | $0 | $57,686 | $0 | $57,686 | $0 |
| 01512400-51120 | BHES-Admin-Paras | $20,789 | $0 | $20,789 | $0 | $20,789 | $0 |
| 01521001-51120 | FTES-Classroom-Instructional Aides | $58,731 | $0 | $58,731 | $0 | $58,731 | ($0) |
| 01522400-51120 | FTES-Admin-Paras | $41,287 | $0 | $41,287 | $0 | $0 | $41,287 |
| 01531001-51120 | DFES-Classroom-Instructional Aides | $51,700 | $0 | $51,700 | $0 | $51,700 | $0 |
| 01532400-51120 | DFES-Admin-Paras | $20,351 | $0 | $20,351 | $0 | $20,351 | $0 |
| 01541001-51120 | MBES-Classroom-Instructional Aides | $51,785 | $0 | $51,785 | $0 | $51,785 | $0 |
| 01542400-51120 | MBES-Admin-Paras | $12,893 | $0 | $12,893 | $0 | $12,893 | ($0) |
| 01551001-51120 | JRES-Classroom-Instructional Aides | $56,641 | $0 | $56,641 | $0 | $56,641 | $0 |
| 01552400-51120 | JRES-Admin-Paras | $23,292 | $0 | $23,292 | $0 | $23,292 | ($0) |
| 01581001-51120 | TES-Classroom-Instructional Aides | $58,731 | $0 | $58,731 | $0 | $58,731 | ($0) |
| 01582400-51120 | TES-Admin-Paras | $23,466 | $0 | $23,466 | $0 | $23,466 | $0 |
| 01612220-51120 | HMS-Library-Paras | $0 | $0 | $0 | $0 | $0 | $0 |
| 01612400-51120 | HMS-Admin-Admin Para | $13,185 | $0 | $13,185 | $0 | $13,185 | ($0) |
| 01622220-51120 | MMS-Library-Paras | $0 | $0 | $0 | $0 | $0 | $0 |
| 01622400-51120 | MMS-Admin-Admin Para | $13,783 | $0 | $13,783 | $0 | $13,783 | ($0) |
| 01712400-51120 | THS-L/W-Paras | $82,724 | $0 | $82,724 | $0 | $82,724 | ($0) |
| | **Paras & Aides Total** | **$5,542,815** | **$0** | **$5,542,815** | **$90,592** | **$555,757** | **$4,896,466** |
| **Substitutes** | | | | | | | |
| 01802320-51113 | Substitute Administrators | $0 | $0 | $0 | $0 | $0 | $0 |
| 01802320-51117 | Substitute Teachers | $800,000 | $0 | $800,000 | $0 | $800,000 | $0 |
| 01802320-51119 | Super-Personnel-Teacher Extra | $0 | $0 | $0 | $1,863 | $0 | ($1,863) |
| 01802320-51129 | Substitute Paraprofessionals | $200,000 | $0 | $200,000 | $0 | $200,000 | $0 |
| 01802320-51139 | Substitute Secretaries | $10,000 | $0 | $10,000 | $1,404 | $8,596 | $0 |
| 01802320-51140 | Facilities-Admin-Substitutes | $55,000 | $0 | $55,000 | $2,183 | $52,817 | $0 |
| | **Substitutes Total** | **$1,065,000** | **$0** | **$1,065,000** | **$5,450** | **$1,061,413** | **($1,863)** |
| **Coaches & Advisors** | | | | | | | |
| 01613202-51116 | HMS-Activities-Advisors | $45,000 | $0 | $45,000 | $0 | $45,000 | $0 |
| 01623202-51116 | MMS-Activities-Advisors | $45,000 | $0 | $45,000 | $0 | $45,000 | $0 |
| 01711016-51116 | THS-Music-Directors | $0 | $0 | $0 | $0 | $0 | $0 |
| 01713202-51116 | THS-Activities-Advisors | $129,863 | $0 | $129,863 | $0 | $129,863 | $0 |
| 01713201-51116 | Sports-Sports General-Coaches | $796,781 | $0 | $796,781 | $0 | $0 | $796,781 |
| 01713201-51129 | Sports-Sports General-Other Non Certified | $0 | $0 | $0 | $582 | $0 | ($582) |
| 01713201-51170 | Sports-Athletic Game Staff | $0 | $0 | $0 | $0 | $0 | $0 |
| | **Coaches & Advisors Total** | **$1,016,644** | **$0** | **$1,016,644** | **$582** | **$219,863** | **$796,199** |
| **Salaries Other** | | | | | | | |
| 01011200-51117 | PPS-L/W-Teacher Subs | $0 | $0 | $0 | $0 | $0 | $0 |
| 01011201-51117 | PPS-L/W-Tutors Homebound | $32,212 | $0 | $32,212 | $1,203 | $0 | $31,008 |
| 01011203-51117 | PPS-L/W-Tutors Tutorial | $77,000 | $0 | $77,000 | $0 | $77,000 | $0 |
| 01011204-51117 | PPS-L/W-Tutors Expulsions | $10,000 | $0 | $10,000 | $0 | $10,000 | $0 |
| 01032130-51123 | PPS-L/W-OT/PT Therapists | $570,783 | $0 | $570,783 | $0 | $0 | $570,783 |
| 01331200-51126 | PPS-SPED-Work Experience | $6,000 | $0 | $6,000 | ($18) | $0 | $6,018 |
| 01401201-51117 | Asst Super-L/W-Tutors Homebound | $1,500 | $0 | $1,500 | $0 | $0 | $1,500 |
| 01401203-51117 | Asst Super-L/W-Tutors Tutorial | $3,500 | $0 | $3,500 | $0 | $0 | $3,500 |
| 01401204-51117 | Asst Super-L/W-Tutors Expulsions | $7,000 | $0 | $7,000 | $0 | $0 | $7,000 |
| 01412210-51129 | Curr Dir-D/W-Other Non-Certified | $77,634 | $0 | $77,634 | $5,949 | $71,386 | $300 |
| 01711006-51129 | THS-Ag Science-Misc Salaries | $6,000 | $0 | $6,000 | $198 | $0 | $5,802 |
| 01802320-51127 | Substitute-Security Guards | $0 | $0 | $0 | $0 | $0 | $0 |
| 01822230-51127 | Facilities-D/W-Security Guards | $826,935 | $0 | $826,935 | $8,309 | $816,553 | $2,073 |
| 01822230-51128 | Facilities-D/W-Security Guards OT | $25,000 | $0 | $25,000 | $1,639 | $0 | $23,361 |
| 01922530-51129 | Asst Super-Info Svcs-Oth Non-Certified | $77,634 | $0 | $77,634 | $5,949 | $71,386 | $300 |
| | **Salaries Other** | **$1,721,198** | **$0** | **$1,721,198** | **$23,229** | **$1,046,324** | **$651,645** |

**Trumbull Board of Education Expense vs Budget Detail**
**By Object**
**Report for the Period Ended 7/31/2023**

| Account # | Account Description | Budget Original | Budget Transfers | Budget Revised | July Expended | Committed/ Estimates | Available/ (Over) |
|---|---|---|---|---|---|---|---|
| **Misc Salary Items** | | | | | | | |
| 01912520-51198 | D/W-Admin-Retiree Payments | $300,000 | $0 | $300,000 | $242,347 | $0 | $57,653 |
| 01912520-51199 | D/W-Admin-Reserve For Negotiations | $49,000 | $0 | $49,000 | $0 | $0 | $49,000 |
| | **Misc Salary Items Total** | **$349,000** | **$0** | **$349,000** | **$242,347** | **$0** | **$106,653** |
| | **Salaries Total** | **$78,419,621** | **$0** | **$78,419,621** | **$1,286,072** | **$14,310,100** | **$62,823,449.33** |
| **Employee Benefits** | | | | | | | |
| **Health Insurance** | | | | | | | |
| 01912520-52002 | Benefits-Health & Dental | $18,684,896 | $0 | $18,684,896 | $1,998,170 | $22,256,830 | ($5,570,104) |
| 01912520-52011 | Benefits-Health Premium Share - Medical | $0 | $0 | $0 | ($576,876) | ($4,566,184) | $5,143,060 |
| 01912520-52012 | Benefits-Health Premium Share - Dental | $0 | $0 | $0 | ($35,383) | ($259,439) | $294,822 |
| | **Health Insurance Total** | **$18,684,896** | **$0** | **$18,684,896** | **$1,385,911** | **$17,431,207** | **($132,222)** |
| **FICA** | | | | | | | |
| 01912520-52001 | Benefits-FICA | $1,960,691 | $0 | $1,960,691 | $57,170 | $1,903,521 | $0 |
| | **FICA** | **$1,960,691** | **$0** | **$1,960,691** | **$57,170** | **$1,903,521** | **$0** |
| **Other Insurance** | | | | | | | |
| 01912520-52003 | D/W-Admin-Medical Waiver | $200,000 | $0 | $200,000 | $0 | $200,000 | $0 |
| 01912520-52004 | Benefits-Disability Insurance | $22,000 | $0 | $22,000 | $1,814 | $20,886 | ($700) |
| 01912520-52005 | Benefits-Life Insurance | $120,000 | $0 | $120,000 | $8,928 | $118,598 | ($7,525) |
| | **Other Insurance Total** | **$342,000** | **$0** | **$342,000** | **$10,742** | **$339,484** | **($8,225)** |
| **Unemployment** | | | | | | | |
| 01912520-52006 | D/W-Admin-Unemployment | $30,000 | $0 | $30,000 | $0 | $30,000 | $0 |
| | **Unemployment Total** | **$30,000** | **$0** | **$30,000** | **$0** | **$30,000** | **$0** |
| **Benefits Other** | | | | | | | |
| 01912520-52007 | Benefits-Workers Compensation | $0 | $0 | $0 | $0 | $0 | $0 |
| 01912520-52008 | Benefits-Administrative Fees | $18,000 | $0 | $18,000 | $3,344 | $10,364 | $4,292 |
| 01912520-52010 | Benefits-TBOE 401a Contribution | $240,000 | $0 | $240,000 | $11,603 | $228,397 | $0 |
| | **Benefits Other Total** | **$258,000** | **$0** | **$258,000** | **$14,947** | **$238,761** | **$4,292** |
| | **Employee Benefits Total** | **$21,275,587** | **$0** | **$21,275,587** | **$1,468,769** | **$19,942,974** | **($136,155)** |
| **Purchased Professional Services** | | | | | | | |
| **Legal** | | | | | | | |
| 01011200-53308 | PPS-Admin-Legal SPED | $140,000 | $0 | $140,000 | $0 | $140,000 | $0 |
| 01902310-53308 | Super-BOE-Legal-Reg Ed | $110,000 | $0 | $110,000 | $0 | $110,000 | $0 |
| | **Legal Total** | **$250,000** | **$0** | **$250,000** | **$0** | **$250,000** | **$0** |
| **Service Contracts** | | | | | | | |
| 01011200-53300 | PPS-Admin-Prof Purch'd Services | $67,000 | $0 | $67,000 | $4,506 | $0 | $62,494 |
| 01052130-53305 | PPS-Health Services-Service Contracts | $62,000 | $0 | $62,000 | $0 | $0 | $62,000 |
| 01422520-53305 | Tech-Admin-Maintenance Contracts | $27,800 | $0 | $27,800 | $0 | $0 | $27,800 |
| 01882700-53303 | Trans-Admin-Software Support | $7,500 | $0 | $7,500 | $0 | $0 | $7,500 |
| 01922530-53301 | Bus Off-Admin-Prof Purch'd Svcs | $82,000 | $0 | $82,000 | $86,647 | $0 | ($4,647) |
| 01922530-53302 | Asst Super-Info Svcs-Dbase Students | $195,407 | $0 | $195,407 | $179,506 | $0 | $15,901 |
| | **Service Contracts Total** | **$441,707** | **$0** | **$441,707** | **$270,658** | **$0** | **$171,049** |
| **Consultants** | | | | | | | |
| 01011201-53210 | PPS Homebound Instructional Services | $0 | $0 | $0 | $0 | $0 | $0 |
| 01401201-53210 | Homebound Instructional Services | $5,000 | $0 | $5,000 | $0 | $0 | $5,000 |
| 01011200-53230 | PPS-L/W-Consultants | $300,000 | $0 | $300,000 | $2,175 | $236,000 | $61,825 |

**Trumbull Board of Education Expense vs Budget Detail**
**By Object**
**Report for the Period Ended 7/31/2023**

| Account # | Account Description | Budget Original | Budget Transfers | Budget Revised | July Expended | Committed/ Estimates | Available/ (Over) |
|---|---|---|---|---|---|---|---|
| | **Consultants Total** | **$305,000** | **$0** | **$305,000** | **$2,175** | **$236,000** | **$66,825** |
| **Other Professional Services** | | | | | | | |
| 01412210-53300 | Curr Dir-D/W-Other Professional Svcs | $10,000 | $0 | $10,000 | $0 | $0 | $10,000 |
| 01422214-53300 | Tech-L/W-Other Professional Svcs | $4,500 | $0 | $4,500 | $633 | $1,742 | $2,125 |
| 01422220-53300 | Tech-Dist AV/Ch17-Other Prof Svcs | $3,500 | $0 | $3,500 | $0 | $0 | $3,500 |
| 01422520-53300 | Tech-Admin-Other Professional Svcs | $6,800 | $0 | $6,800 | $0 | $0 | $6,800 |
| 01613202-53301 | HMS-Activities-Police | $0 | $0 | $0 | $0 | $0 | $0 |
| 01623202-53301 | MMS-Activities-Police | $800 | $0 | $800 | $0 | $0 | $800 |
| 01711016-53300 | THS-Music-Other Professional Svcs | $47,575 | $0 | $47,575 | $0 | $950 | $46,625 |
| 01712120-53220 | THS-Guidance-Career Guidance | $920 | $0 | $920 | $0 | $0 | $920 |
| 01712400-53301 | THS-Admin-Police Services | $65,000 | $0 | $65,000 | $0 | $0 | $65,000 |
| 01713201-53300 | Sports-Sports GeneraL-Purch'd Svcs | $139,000 | $0 | $139,000 | $0 | $142,000 | ($3,000) |
| 01713201-53301 | Athletic Student Activity-Police Services | $15,000 | $0 | $15,000 | ($1,900) | $15,000 | $1,900 |
| 01852647-53300 | Facilities-Bldg Improvement-Oth Prof Svcs | $3,000 | $0 | $3,000 | $0 | $0 | $3,000 |
| 01882700-53300 | Transportation-Professional Svcs | $0 | $0 | $0 | $0 | $0 | $0 |
| 01902310-53300 | Super-BOE-Professional Services | $26,000 | $0 | $26,000 | $22,449 | $3,124 | $427 |
| 01912520-53300 | Bus Off-Admin-Professional Svcs | $500 | $0 | $500 | $0 | $0 | $500 |
| 01912520-53310 | Bus Off-Admin-Athletic Insurance | $93,000 | $0 | $93,000 | $92,602 | $0 | $398 |
| 01922530-53304 | Bus Off-Admin-Training | $0 | $0 | $0 | $0 | $0 | $0 |
| | **Other Professional Services Total** | **$415,595** | **$0** | **$415,595** | **$113,783** | **$162,817** | **$138,995** |
| | **Purchased Professional Services Total** | **$1,412,302** | **$0** | **$1,412,302** | **$386,617** | **$648,817** | **$376,869** |
| **Purchased Property Services** | | | | | | | |
| **Utilities** | | | | | | | |
| 01842611-54101 | Facilities-D/W-Electricity | $1,170,000 | $0 | $1,170,000 | ($2,000) | $80,680 | $1,091,320 |
| 01842611-54105 | Facilities-D/W-Water | $125,000 | $0 | $125,000 | $0 | $125,000 | $0 |
| | **Utilities Total** | **$1,295,000** | **$0** | **$1,295,000** | **($2,000)** | **$205,680** | **$1,091,320** |
| **Repairs & Service Fees** | | | | | | | |
| 01052130-54300 | PPS-Health Svcs-Repairs & Svc Fees | $2,000 | $0 | $2,000 | $0 | $1,500 | $500 |
| 01422214-54300 | Tech-L/W-Repairs & Svc Fees | $800 | $0 | $800 | $0 | $0 | $800 |
| 01422220-54300 | Tech-Dist AV/Ch17-Repairs & Svc Fees | $500 | $0 | $500 | $0 | $0 | $500 |
| 01422520-54300 | Tech-Admin-Repairs & Svc Fees | $1,200 | $0 | $1,200 | $0 | $0 | $1,200 |
| 01711006-54300 | THS-Ag Science-Repairs & Svc Fees | $3,000 | $0 | $3,000 | $103 | $4,547 | ($1,650) |
| 01842610-54300 | Facilities-Custodial-Repairs | $3,000 | $0 | $3,000 | $0 | $3,000 | $0 |
| 01852622-54300 | Facilities-Snow Removal-Repairs & Svc Fees | $10,000 | $0 | $10,000 | $0 | $0 | $10,000 |
| 01852623-54300 | Facilities-Vehicles-Repairs & Svc Fees | $5,000 | $0 | $5,000 | $0 | $1,625 | $3,375 |
| 01852625-54300 | Facilities-Grounds-Repairs & Svc Fees | $8,000 | $0 | $8,000 | $80 | $9,800 | ($1,880) |
| 01852627-54300 | Facilities-Lawn Care-Repairs & Svc Fees | $5,000 | $0 | $5,000 | $0 | $4,000 | $1,000 |
| 01852631-54300 | Facilities-Maintenance-Repairs & Svc Fees | $45,000 | $0 | $45,000 | $18,551 | $33,635 | ($7,185) |
| 01852632-54300 | Facilities-Inside Maint-Repairs & Svcs Fees | $5,000 | $0 | $5,000 | $0 | $1,000 | $4,000 |
| 01852633-54300 | Facilities-Electrical-Repairs & Svc Fees | $50,000 | $0 | $50,000 | $0 | $26,600 | $23,400 |
| 01852633-54301 | Facilities-Security-Service Contracts | $0 | $0 | $0 | $0 | $0 | $0 |
| 01852634-54300 | Facilities-Fire Protection-Repairs & Svc Fees | $20,000 | $0 | $20,000 | $0 | $15,250 | $4,750 |
| 01852635-54300 | Facilities-Floor-Repairs & Svc Fees | $40,000 | $0 | $40,000 | $0 | $19,624 | $20,376 |
| 01852638-54300 | Facilities-Hardware-Repairs & Svc Fees | $0 | $0 | $0 | $0 | $0 | $0 |
| 01852637-54300 | Facilities-Glass-Repairs & Svc Fees | $5,000 | $0 | $5,000 | $0 | $5,000 | $0 |
| 01852639-54300 | Facilities-HVAC-Repairs & Svc Fees | $125,000 | $0 | $125,000 | $6,284 | $70,985 | $47,731 |
| 01852642-54300 | Facilities-Painting-Repairs & Svc Fees | $0 | $0 | $0 | $0 | $0 | $0 |
| 01852643-54300 | Facilities-Equipment-Repairs & Svc Fees | $7,500 | $0 | $7,500 | $0 | $4,920 | $2,580 |
| 01852644-54300 | Facilities-Plumbing-Repairs & Svc Fees | $5,000 | $0 | $5,000 | $0 | $8,499 | ($3,499) |
| 01852645-54300 | Facilities-Roofing-Repairs & Svc Fees | $40,000 | $0 | $40,000 | $0 | $9,999 | $30,001 |
| 01852646-54300 | Facilities-Pest Control-Repairs & Svc Fees | $10,000 | $0 | $10,000 | $0 | $10,000 | $0 |
| 01852647-54300 | Facilities-Bldg Improve-Repairs & Svc Fees | $20,000 | $0 | $20,000 | $0 | $0 | $20,000 |
| 01852648-54300 | Facilities-IAQ-Repairs & Svc Fees | $18,000 | $0 | $18,000 | $0 | $14,200 | $3,800 |
| 01852649-54300 | Facilities-Welding-Repairs & Svc Fees | $0 | $0 | $0 | $0 | $0 | $0 |
| | **Repairs & Service Fees Total** | **$429,000** | **$0** | **$429,000** | **$25,018** | **$244,183** | **$159,799** |
| **Copiers** | | | | | | | |

**Trumbull Board of Education Expense vs Budget Detail**
**By Object**
**Report for the Period Ended 7/31/2023**

| Account # | Account Description | Budget Original | Budget Transfers | Budget Revised | July Expended | Committed/ Estimates | Available/ (Over) |
|---|---|---|---|---|---|---|---|
| 01422520-54409 | D/W Copiers | $243,820 | $0 | $243,820 | $0 | $240,000 | $3,820 |
| 01902320-54409 | D/W-Admin-Copiers | $0 | $0 | $0 | $0 | $0 | $0 |
| | **Copiers Total** | **$243,820** | **$0** | **$243,820** | **$0** | **$240,000** | **$3,820** |
| **Other Purchased Property Services** | | | | | | | |
| 01512400-54900 | BHES-Admin-Other Purch'd Svcs | $300 | $0 | $300 | $0 | $0 | $300 |
| 01522400-54900 | FTES-Admin-Other Purch'd Svcs | $300 | $0 | $300 | $0 | $0 | $300 |
| 01532400-54900 | DFES-Admin-Other Purch'd Svcs | $300 | $0 | $300 | $0 | $0 | $300 |
| 01542400-54900 | MBES-Admin-Other Purch'd Svcs | $0 | $0 | $0 | $0 | $0 | $0 |
| 01552400-54900 | JRES-Admin-Other Purch'd Svcs | $500 | $0 | $500 | $0 | $0 | $500 |
| 01582400-54900 | TES-Admin-Other Purch'd Svcs | $300 | $0 | $300 | $0 | $0 | $300 |
| 01611016-54900 | HMS-Music-Other Purch'd Property Svcs | $1,200 | $0 | $1,200 | $0 | $0 | $1,200 |
| 01612400-54900 | HMS-Classroom-Other Purch'd Svcs | $1,700 | $0 | $1,700 | $0 | $0 | $1,700 |
| 01621016-54900 | MMS-Music-Other Purch'd Property Svcs | $1,000 | $0 | $1,000 | $0 | $0 | $1,000 |
| 01622400-54900 | MMS-Classroom-Other Purch'd Svcs | $1,500 | $0 | $1,500 | $0 | $20 | $1,480 |
| 01711001-54900 | THS-Classroom-Other Purch'd Property Svcs | $0 | $0 | $0 | $0 | $0 | $0 |
| 01711006-54900 | THS-Ag Science-Other Purch'd Prop Svcs | $3,000 | $0 | $3,000 | $0 | $0 | $3,000 |
| 01711014-54900 | THS-Technology Education-Other Purch'd Prop | $0 | $0 | $0 | $0 | $0 | $0 |
| 01711016-54201 | THS-Music-Uniform Cleaning | $1,500 | $0 | $1,500 | $0 | $0 | $1,500 |
| 01713201-54200 | Sports-Sports General-Cleaning Svcs | $15,000 | $0 | $15,000 | $0 | $15,000 | $0 |
| 01842610-54103 | Facilities-Custodial-Trash/Recycling | $75,000 | $0 | $75,000 | $8,491 | $60,268 | $6,242 |
| 01842610-54202 | Facilities-Custodial-Cleaning | $4,000 | $0 | $4,000 | $0 | $4,000 | $0 |
| 01852631-54301 | Facilities-Maint-Oth Prof Purch'd Svcs | $30,000 | $0 | $30,000 | $0 | $30,000 | $0 |
| 01852633-54301 | Facilities-Elevator-Oth Prof Purch'd Svcs | $0 | $0 | $0 | $0 | $0 | $0 |
| 01882700-54900 | Trans-Admin-Purch'd Property Svcs | $500 | $0 | $500 | $0 | $0 | $500 |
| | **Other Purch'd Property Services Total** | **$136,100** | **$0** | **$136,100** | **$8,491** | **$109,288** | **$18,322** |
| | **Purchased Property Services Total** | **$2,103,920** | **$0** | **$2,103,920** | **$31,509** | **$799,150** | **$1,273,261** |
| **Purchased Other Services** | | | | | | | |
| **Transportation** | | | | | | | |
| 01711006-55809 | THS-Ag Science-Transportation | $2,629 | $0 | $2,629 | $0 | $2,000 | $629 |
| 01711016-55809 | THS-Music-Transportation | $20,000 | $0 | $20,000 | $0 | $6,000 | $14,000 |
| 01711022-55809 | THS-Alternate School-Field Trips | $0 | $0 | $0 | $0 | $0 | $0 |
| 01713202-55807 | THS-Activities-Competitions | $45,000 | $0 | $45,000 | $0 | $0 | $45,000 |
| 01882700-55101 | Trans-Admin-Reg Buses | $3,734,011 | $0 | $3,734,011 | $0 | $0 | $3,734,011 |
| 01882700-55102 | Trans-Admin-ACE Trips | $3,600 | $0 | $3,600 | $0 | $0 | $3,600 |
| 01882700-55105 | Trans-Admin-SPED-Summer Buses | $288,742 | $0 | $288,742 | $0 | $0 | $288,742 |
| 01882700-55109 | Trans-Admin-Fuel | $383,205 | $0 | $383,205 | $7,161 | $0 | $376,044 |
| 01882700-55809 | Trans-Admin-Field Trips | $9,000 | $0 | $9,000 | $0 | $0 | $9,000 |
| 01882701-55101 | Trans-Admin-SPED In District | $1,548,838 | $0 | $1,548,838 | $0 | $0 | $1,548,838 |
| 01882701-55105 | Trans-Admin-SPED Out of District | $847,637 | $0 | $847,637 | $0 | $0 | $847,637 |
| 01882701-55108 | Trans-Admin-Monitors | $277,387 | $0 | $277,387 | $0 | $0 | $277,387 |
| 01713201-55809 | THS-Transportation-Sports | $140,000 | $0 | $140,000 | $0 | $130,000 | $10,000 |
| | **Sports Transportation Total** | **$140,000** | **$0** | **$140,000** | **$0** | **$130,000** | **$10,000** |
| | **Transportation Total** | **$7,300,049** | **$0** | **$7,300,049** | **$7,161** | **$138,000** | **$7,154,888** |
| **Communications** | | | | | | | |
| 01422520-55903 | Tech-Admin-Telephone Cell | $35,000 | $0 | $35,000 | $2,577 | $32,423 | $0 |
| 01422520-55904 | Tech-Admin-Telephone LAN | $100,382 | $0 | $100,382 | $1,704 | $83,380 | $15,298 |
| 01422520-55907 | Tech-Admin-WAN Communications | $199,100 | $0 | $199,100 | $77,854 | $129,797 | ($8,551) |
| | **Communications Total** | **$334,482** | **$0** | **$334,482** | **$82,134** | **$245,600** | **$6,747** |
| **Postage** | | | | | | | |
| 01902320-55900 | Super-Admin-Postage | $35,000 | $0 | $35,000 | $0 | $46,005 | ($11,005) |
| | **Postage Total** | **$35,000** | **$0** | **$35,000** | **$0** | **$46,005** | **($11,005)** |
| **Advertising** | | | | | | | |

**Trumbull Board of Education Expense vs Budget Detail**
**By Object**
**Report for the Period Ended 7/31/2023**

| Account # | Account Description | Budget Original | Budget Transfers | Budget Revised | July Expended | Committed/ Estimates | Available/ (Over) |
|---|---|---|---|---|---|---|---|
| 01802130-55903 | Human Resources-Admin-Advertising | $1,675 | $0 | $1,675 | $0 | $0 | $1,675 |
| 01912520-55903 | Bus Off-Admin-Advertising | $1,300 | $0 | $1,300 | $0 | $0 | $1,300 |
| | **Advertising Total** | **$2,975** | **$0** | **$2,975** | **$0** | **$0** | **$2,975** |
| **Interns** | | | | | | | |
| 01401000-55502 | THS-Classroom-Interns | $48,750 | $0 | $48,750 | $0 | $0 | $48,750 |
| 01401000-55503 | TECEC-Classroom-Interns | $0 | $0 | $0 | $0 | $0 | $0 |
| 01511001-55500 | BHES-Classroom-Interns | $32,500 | $0 | $32,500 | $0 | $0 | $32,500 |
| 01521001-55500 | FTES-Classroom-Interns | $32,500 | $0 | $32,500 | $0 | $0 | $32,500 |
| 01531001-55500 | DFES-Classroom-Interns | $32,500 | $0 | $32,500 | $0 | $0 | $32,500 |
| 01541001-55500 | MBES-Classroom-Interns | $32,500 | $0 | $32,500 | $0 | $0 | $32,500 |
| 01551001-55500 | JRES-Classroom-Interns | $32,500 | $0 | $32,500 | $0 | $0 | $32,500 |
| 01581001-55500 | TES-Classroom-Interns | $32,500 | $0 | $32,500 | $0 | $0 | $32,500 |
| 01611001-55500 | HMS-Classroom-Interns | $48,750 | $0 | $48,750 | $0 | $0 | $48,750 |
| 01621001-55500 | MMS-Classroom-Interns | $48,750 | $0 | $48,750 | $0 | $0 | $48,750 |
| | **Interns Total** | **$341,250** | **$0** | **$341,250** | **$0** | **$0** | **$341,250** |
| **Tuition** | | | | | | | |
| 01396110-55600 | PPS-L/W-Tuition Outplaced | $5,300,000 | $0 | $5,300,000 | $58,343 | $4,668,425 | $573,231 |
| 01396110-55601 | PPS-EXCESS COST REFUND(ECR) | ($1,381,942) | $0 | ($1,381,942) | $0 | ($1,381,942) | $0 |
| 01402320-55600 | Asst Super-Admin-Tuition | $454,000 | $0 | $454,000 | $0 | $0 | $454,000 |
| 01741200-55600 | Adult Ed - Outgoing Tuition | $61,050 | $0 | $61,050 | $0 | $61,050 | $0 |
| | **Tuition Total** | **$4,433,108** | **$0** | **$4,433,108** | **$58,343** | **$3,347,533** | **$1,027,231** |
| **Printing** | | | | | | | |
| 01011000-55906 | TECEC-Admin-Printing | $200 | $0 | $200 | $0 | $0 | $200 |
| 01011200-55906 | PPS-Admin-Printing | $500 | $0 | $500 | $0 | $0 | $500 |
| 01402320-55906 | Asst Super-Admin-Printing | $1,500 | $0 | $1,500 | $0 | $0 | $1,500 |
| 01412210-55906 | Curr Dir-Admin-Printing | $0 | $0 | $0 | $0 | $0 | $0 |
| 01612400-55906 | HMS-Classroom-Printing | $0 | $0 | $0 | $0 | $0 | $0 |
| 01622400-55906 | MMS-Classroom-Printing | $0 | $0 | $0 | $0 | $0 | $0 |
| 01711006-55906 | THS-Ag Science-Printing | $1,500 | $0 | $1,500 | $0 | $0 | $1,500 |
| 01712400-55906 | THS-Admin-Printing | $7,000 | $0 | $7,000 | $0 | $8,530 | ($1,530) |
| 01713202-55906 | THS-Activities-Printing | $500 | $0 | $500 | $0 | $0 | $500 |
| 01902320-55905 | Super-Admin-Printing | $550 | $0 | $550 | $0 | $0 | $550 |
| | **Printing Total** | **$11,750** | **$0** | **$11,750** | **$0** | **$8,530** | **$3,220** |
| **Other Purch'd Services** | | | | | | | |
| 01011000-55800 | TECEC-Admin-Professional Devt | $700 | $0 | $700 | $0 | $0 | $700 |
| 01011000-55900 | TECEC-Admin-Other Purch'd Prop Svcs | $7,000 | $0 | $7,000 | $0 | $4,991 | $2,009 |
| 01011200-55800 | PPS-Admin-Professional Devt | $20,000 | $0 | $20,000 | $1,999 | $750 | $17,251 |
| 01011200-55801 | PPS-D/W-Mileage | $10,000 | $0 | $10,000 | $0 | $0 | $10,000 |
| 01401203-55801 | Asst Super-L/W-Mileage | $9,000 | $0 | $9,000 | $0 | $0 | $9,000 |
| 01402320-55800 | Asst Super-Admin-Professional Devt | $20,000 | $0 | $20,000 | $279 | $0 | $19,721 |
| 01402320-55900 | Asst Super-Other Purchased Services | $0 | $0 | $0 | $0 | $0 | $0 |
| 01412210-55800 | Curr Dir-Admin-Professional Devt | $65,000 | $0 | $65,000 | $540 | $11,415 | $53,045 |
| 01412210-55802 | Admin-Prof Devt Admin | $0 | $0 | $0 | $0 | $0 | $0 |
| 01422520-55800 | Tech-Admin-Professional Devt | $1,500 | $0 | $1,500 | $0 | $0 | $1,500 |
| 01422520-55804 | Tech-Admin-Milelage | $2,800 | $0 | $2,800 | $0 | $0 | $2,800 |
| 01512400-55800 | BHES-Admin-Professional Devt | $500 | $0 | $500 | $0 | $0 | $500 |
| 01522400-55800 | FTES-Admin-Professional Devt | $500 | $0 | $500 | $0 | $0 | $500 |
| 01532400-55800 | DFES-Admin-Professional Devt | $500 | $0 | $500 | $0 | $0 | $500 |
| 01542400-55800 | MBES-Admin-Professional Devt | $500 | $0 | $500 | $0 | $0 | $500 |
| 01552400-55800 | JRES-Admin-Professional Devt | $500 | $0 | $500 | $0 | $0 | $500 |
| 01582400-55800 | TES-Admin-Professional Devt | $500 | $0 | $500 | $0 | $0 | $500 |
| 01612400-55800 | HMS-Admin-Professional Devt | $1,000 | $0 | $1,000 | $0 | $0 | $1,000 |
| 01622400-55800 | MMS-Admin-Professional Devt | $1,000 | $0 | $1,000 | $0 | $0 | $1,000 |
| 01711001-55800 | THS-Classroom-Professional Devt | $0 | $0 | $0 | $0 | $0 | $0 |
| 01711011-55800 | THS-World Language-Professional Devt | $0 | $0 | $0 | $0 | $0 | $0 |
| 01711002-55800 | THS-Art-Professional Devt | $0 | $0 | $0 | $0 | $0 | $0 |
| 01712400-55800 | THS-Admin-Professional Devt | $2,000 | $0 | $2,000 | $0 | $0 | $2,000 |
| 01712400-55901 | THS-Admin-Other Purch'd Svcs | $2,000 | $0 | $2,000 | $0 | $79 | $1,921 |

**Trumbull Board of Education Expense vs Budget Detail**
**By Object**
**Report for the Period Ended 7/31/2023**

| Account # | Account Description | Budget Original | Budget Transfers | Budget Revised | July Expended | Committed/ Estimates | Available/ (Over) |
|---|---|---|---|---|---|---|---|
| 01741200-55900 | Continuing Ed-Other Purch'd Svcs | $0 | $0 | $0 | $0 | $0 | $0 |
| 01802130-55800 | HR-HR-Professional Devt | $16,550 | $0 | $16,550 | $0 | $0 | $16,550 |
| 01802130-55900 | HR-Personnel-Other Purch'd Svcs | $117,770 | $0 | $117,770 | $37,794 | $0 | $79,976 |
| 01802320-55800 | Super-Personnel-Professional Devt | $0 | $0 | $0 | $0 | $0 | $0 |
| 01822230-55800 | Facilities-Admin-Professional Devt | $1,000 | $0 | $1,000 | $0 | $0 | $1,000 |
| 01822230-55910 | Facilities-Admin-Other Purch'd Svcs | $15,000 | $0 | $15,000 | $15,337 | $1,600 | ($1,937) |
| 01842610-55803 | Facilities-Admin-Mileage | $2,000 | $0 | $2,000 | $0 | $0 | $2,000 |
| 01852632-55910 | Facilities-Inside Maint-Other Purch'd Svcs | $0 | $0 | $0 | $0 | $0 | $0 |
| 01882700-55800 | Trans-Admin-Professional Devt | $0 | $0 | $0 | $0 | $0 | $0 |
| 01902310-55800 | Super-BOE-Professional Devt | $2,000 | $0 | $2,000 | $0 | $0 | $2,000 |
| 01902320-55800 | Super-Admin-Professional Devt | $5,000 | $0 | $5,000 | $0 | $0 | $5,000 |
| 01912520-55800 | Bus Off-Admin-Professional Devt | $0 | $0 | $0 | $0 | $0 | $0 |
| 01922530-55804 | Asst Super-Info Svcs-Oth Purch Svcs | $10,000 | $0 | $10,000 | $0 | $540 | $9,460 |
| | **Other Purch'd Services Total** | **$314,320** | **$0** | **$314,320** | **$55,948** | **$19,374** | **$238,997** |
| | **Purchased Other Services Total** | **$12,772,934** | **$0** | **$12,772,934** | **$203,587** | **$3,805,042** | **8,764,305** |
| **Supplies** | | | | | | | |
| **Supplies Teaching** | | | | | | | |
| 01011000-56111 | TECEC-Classroom-Classroom Supplies | $14,740 | $0 | $14,740 | $750 | $1,016 | $12,974 |
| 01011200-56111 | PPS-Classroom-Classroom Supplies | $25,000 | $0 | $25,000 | $432 | $1,000 | $23,568 |
| 01412214-56111 | Curr Dir-D/W-Classroom Supplies | $90,000 | $0 | $90,000 | $0 | $0 | $90,000 |
| 01511001-56111 | BHES-Classroom Supplies | $30,660 | $0 | $30,660 | $0 | $17,552 | $13,108 |
| 01512220-56901 | BHES-Library-Supplies | $2,044 | $0 | $2,044 | $0 | $2,324 | ($280) |
| 01521001-56111 | FTES-Classroom Supplies | $30,300 | $0 | $30,300 | $515 | $7,673 | $22,113 |
| 01522220-56901 | FTES-Library-Supplies | $2,020 | $0 | $2,020 | $0 | $988 | $1,032 |
| 01531001-56111 | DFES-Classroom Supplies | $29,340 | $0 | $29,340 | $0 | $18,438 | $10,902 |
| 01532220-56901 | DFES-Library-Supplies | $1,956 | $0 | $1,956 | $0 | $227 | $1,729 |
| 01541001-56111 | MBES-Classroom Supplies | $30,480 | $0 | $30,480 | $0 | $27,088 | $3,392 |
| 01542220-56901 | MBES-Library-Supplies | $2,032 | $0 | $2,032 | $0 | $544 | $1,488 |
| 01551001-56111 | JRES-Classroom Supplies | $27,240 | $0 | $27,240 | $0 | $16,492 | $10,748 |
| 01552220-56901 | JRES-Library-Supplies | $1,816 | $0 | $1,816 | $0 | $909 | $907 |
| 01581001-56111 | TES-Classroom Supplies | $26,320 | $0 | $26,320 | $3,698 | $11,509 | $11,113 |
| 01582220-56901 | TES-Library-Supplies | $1,688 | $0 | $1,688 | $0 | $1,010 | $678 |
| 01611001-56111 | HMS-Classroom-Classroom Supplies | $32,938 | $0 | $32,938 | $365 | $3,305 | $29,268 |
| 01611016-56111 | HMS-Music-Classroom Supplies | $2,250 | $0 | $2,250 | $0 | $0 | $2,250 |
| 01611019-56111 | HMS-PE/Health-Classroom Supplies | $3,420 | $0 | $3,420 | $0 | $0 | $3,420 |
| 01612220-56111 | HMS-Library-Supplies | $1,532 | $0 | $1,532 | $0 | $0 | $1,532 |
| 01621001-56111 | MMS-Classroom-Classroom Supplies | $34,443 | $0 | $34,443 | $0 | $1,039 | $33,404 |
| 01621016-56111 | MMS-Music-Classroom Supplies | $2,500 | $0 | $2,500 | $0 | $0 | $2,500 |
| 01621019-56111 | MMS-PE/Health-Classroom Supplies | $2,500 | $0 | $2,500 | $0 | $0 | $2,500 |
| 01622220-56901 | MMS-Library-Supplies | $1,602 | $0 | $1,602 | $0 | $847 | $755 |
| 01711001-56111 | THS-Classroom-Classroom Supplies | $32,000 | $0 | $32,000 | $0 | $0 | $32,000 |
| 01711002-56112 | THS-Art-Supplies | $18,020 | $0 | $18,020 | $444 | $5,960 | $11,616 |
| 01711003-56112 | THS-Business Ed-Supplies | $1,700 | $0 | $1,700 | $0 | $2,079 | ($379) |
| 01711006-56112 | THS-Ag Science-Supplies | $31,000 | $0 | $31,000 | $439 | $30,561 | $0 |
| 01711010-56112 | THS-English-Supplies | $1,030 | $0 | $1,030 | $0 | $0 | $1,030 |
| 01711011-56112 | THS-World Language-Supplies | $1,600 | $0 | $1,600 | $0 | $0 | $1,600 |
| 01711013-56112 | THS-Family Consumer Science-Supplies | $14,600 | $0 | $14,600 | $0 | $2,057 | $12,543 |
| 01711014-56112 | THS-Technology Education-Supplies | $22,000 | $0 | $22,000 | $0 | $2,850 | $19,150 |
| 01711015-56112 | THS-Mathematics-Supplies | $1,550 | $0 | $1,550 | $0 | $0 | $1,550 |
| 01711016-56112 | THS-Music-Supplies | $5,400 | $0 | $5,400 | $0 | $950 | $4,450 |
| 01711019-56112 | THS-PE/Health-Supplies | $2,700 | $0 | $2,700 | $119 | $990 | $1,591 |
| 01711022-56112 | THS-Alternate School-Supplies | $0 | $0 | $0 | $0 | $0 | $0 |
| 01711027-56112 | THS-Science-Supplies | $12,730 | $0 | $12,730 | $0 | $0 | $12,730 |
| 01711028-56112 | THS-Social Studies-Supplies | $880 | $0 | $880 | $0 | $0 | $880 |
| 01712120-56112 | THS-Guidance-Supplies | $450 | $0 | $450 | $0 | $0 | $450 |
| 01712220-56901 | THS-Library-Supplies | $2,540 | $0 | $2,540 | $0 | $0 | $2,540 |
| 01712221-56112 | THS-Auditorium/Theater Tech-Supplies | $0 | $0 | $0 | $0 | $0 | $0 |
| 01712400-56116 | THS-Admin-Supplies | $7,750 | $0 | $7,750 | $0 | $0 | $7,750 |
| 01713201-56112 | Sports-Sports General-Supplies | $126,000 | $0 | $126,000 | $0 | $59,734 | $66,266 |
| | **Sports Supplies Total** | **$126,000** | **$0** | **$126,000** | **$0** | **$59,734** | **$66,266** |

**Trumbull Board of Education Expense vs Budget Detail**
**By Object**
**Report for the Period Ended 7/31/2023**

| Account # | Account Description | Budget Original | Budget Transfers | Budget Revised | July Expended | Committed/ Estimates | Available/ (Over) |
|---|---|---|---|---|---|---|---|
| 01741200-56110 | Continuing Ed-Teaching Supplies | $0 | $0 | $0 | $0 | $0 | $0 |
| | **Supplies Teaching Total** | **$678,771** | **$0** | **$678,771** | **$6,762** | **$217,143** | **$454,866** |
| **Supplies Office** | | | | | | | |
| 01011000-56110 | TECEC-Admin-Office Supplies | $4,000 | $0 | $4,000 | $0 | $679 | $3,321 |
| 01011200-56110 | PPS-Admin-Office Supplies | $1,500 | $0 | $1,500 | $434 | $16 | $1,050 |
| 01052130-56110 | PPS-Health Services-Supplies | $8,000 | $0 | $8,000 | $0 | $6,000 | $2,000 |
| 01402320-56110 | Asst Super-Admin-Office Supplies | $14,050 | $0 | $14,050 | $0 | $250 | $13,800 |
| 01412210-56110 | Curr Dir-Admin-Office Supplies | $0 | $0 | $0 | $0 | $0 | $0 |
| 01422214-56900 | Tech-L/W-Parts | $9,500 | $0 | $9,500 | $3,193 | $403 | $5,904 |
| 01422520-56110 | Tech-Admin-Office Supplies | $1,050 | $0 | $1,050 | $567 | $410 | $73 |
| 01422520-56900 | Tech-Admin-Parts | $4,150 | $0 | $4,150 | $0 | $0 | $4,150 |
| 01512400-56110 | BHES-Admin-Office Supplies | $4,088 | $0 | $4,088 | $0 | $0 | $4,088 |
| 01522400-56110 | FTES-Admin-Office Supplies | $4,040 | $0 | $4,040 | $0 | $118 | $3,922 |
| 01532400-56110 | DFES-Admin-Office Supplies | $3,912 | $0 | $3,912 | $0 | $2,400 | $1,512 |
| 01542400-56110 | MBES-Admin-Office Supplies | $5,000 | $0 | $5,000 | $0 | $311 | $4,689 |
| 01552400-56110 | JRES-Admin-Office Supplies | $3,632 | $0 | $3,632 | $0 | $877 | $2,755 |
| 01582400-56110 | TES-Admin-Office Supplies | $3,376 | $0 | $3,376 | $0 | $611 | $2,765 |
| 01612400-56110 | HMS-Admin-Office Supplies | $6,128 | $0 | $6,128 | $0 | $0 | $6,128 |
| 01622400-56110 | MMS-Admin-Office Supplies | $6,408 | $0 | $6,408 | $0 | $0 | $6,408 |
| 01712221-56900 | THS-Auditorium/Theater Tech-Parts & Mainte | $1,750 | $0 | $1,750 | $0 | $0 | $1,750 |
| 01712400-56110 | THS-Admin-Office Supplies | $4,000 | $0 | $4,000 | $0 | $3,488 | $512 |
| 01741200-56117 | Continuing Ed-Office Supplies | $0 | $0 | $0 | $0 | $0 | $0 |
| 01802130-56110 | Human Resources-Admin-Office Supplies | $2,925 | $0 | $2,925 | $0 | $0 | $2,925 |
| 01822230-56110 | Facilities-Admin-Office Supplies | $2,500 | $0 | $2,500 | $718 | $999 | $783 |
| 01882700-56110 | Transportation-Office Supplies | $3,600 | $0 | $3,600 | $0 | $0 | $3,600 |
| 01902320-56110 | Super-Admin-Office Supplies | $7,000 | $0 | $7,000 | $16 | $4,595 | $2,389 |
| 01912520-56110 | Bus Off-Admin-Office Supplies | $3,600 | $0 | $3,600 | $366 | $7,584 | ($4,350) |
| | **Supplies Office Total** | **$104,209** | **$0** | **$104,209** | **$5,294** | **$28,741** | **$70,174** |
| **Supplies Custodial** | | | | | | | |
| 01842610-56130 | Facilities-Custodial-Supplies | $190,000 | $0 | $190,000 | $5,686 | $62,025 | $122,289 |
| 01842610-56132 | Facilities-Custodial-Supplies Replacement | $0 | $0 | $0 | $0 | $3,000 | ($3,000) |
| | **Supplies Custodial Total** | **$190,000** | **$0** | **$190,000** | **$5,686** | **$65,025** | **$119,289** |
| **Supplies Maintenance** | | | | | | | |
| 01852622-56134 | Facilities-Snow Removal-Supplies | $10,000 | $0 | $10,000 | $0 | $6,500 | $3,500 |
| 01852623-56133 | Facilities-Vehicles-Gas/Diesel | $50,000 | $0 | $50,000 | $3,118 | $6,500 | $40,382 |
| 01852623-56134 | Facilities-Vehicles-Supplies | $20,000 | $0 | $20,000 | $1,019 | $12,431 | $6,550 |
| 01852625-56134 | Facilities-Grounds-Supplies | $10,000 | $0 | $10,000 | $2,977 | $24,250 | ($17,226) |
| 01852626-56134 | Facilities-Fertilizer | $3,000 | $0 | $3,000 | $0 | $1,000 | $2,000 |
| 01852627-56134 | Facilities-Lawn Care-Supplies | $7,000 | $0 | $7,000 | $0 | $6,500 | $500 |
| 01852628-56134 | Facilities-Paving-Supplies | $0 | $0 | $0 | $0 | $0 | $0 |
| 01852631-56134 | Facilities-Maintenance-Supplies | $2,000 | $0 | $2,000 | $150 | $0 | $1,850 |
| 01852632-56134 | Facilities-Inside Maintenance-Supplies | $25,000 | $0 | $25,000 | $0 | $12,779 | $12,221 |
| 01852633-56134 | Facilities-Electrical-Supplies | $20,000 | $0 | $20,000 | $1,905 | $18,543 | ($448) |
| 01852634-56134 | Facilities-Fire Prot-Supplies | $0 | $0 | $0 | $0 | $0 | $0 |
| 01852635-56134 | Facilities-Floor Repair-Supplies | $1,500 | $0 | $1,500 | $0 | $19,332 | ($17,832) |
| 01852637-56134 | Facilities-Glass-Supplies | $0 | $0 | $0 | $0 | $0 | $0 |
| 01852638-56134 | Facilities-Hardware-Supplies | $2,000 | $0 | $2,000 | $0 | $1,500 | $500 |
| 01852639-56134 | Facilities-HVAC-Supplies | $55,000 | $0 | $55,000 | $2,982 | $28,483 | $23,534 |
| 01852641-56134 | Facilities-Masonry-Supplies | $0 | $0 | $0 | $0 | $0 | $0 |
| 01852642-56134 | Facilities-Painting-Supplies | $10,000 | $0 | $10,000 | $157 | $5,343 | $4,500 |
| 01852643-56134 | Facilities-Plant Eqiuip-Supplies | $0 | $0 | $0 | $0 | $0 | $0 |
| 01852644-56134 | Facilities-Plumbing-Supplies | $35,000 | $0 | $35,000 | $560 | $26,590 | $7,850 |
| 01852645-56134 | Facilities-Roofing-Supplies | $0 | $0 | $0 | $0 | $0 | $0 |
| 01852646-56134 | Facilities-Pest Control-Supplies | $500 | $0 | $500 | $0 | $0 | $500 |
| 01852648-56134 | Facilities-Indoor Air Quality-IAQ-Supplies | $10,000 | $0 | $10,000 | $0 | $3,499 | $6,501 |
| 01852649-56134 | Facilities-Welding-Supplies | $0 | $0 | $0 | $0 | $1,600 | ($1,600) |
| | **Supplies Maintenance Total** | **$261,000** | **$0** | **$261,000** | **$12,868** | **$174,849** | **$73,282** |
| **Text & Workbooks** | | | | | | | |

**Trumbull Board of Education Expense vs Budget Detail**
**By Object**
**Report for the Period Ended 7/31/2023**

| Account # | Account Description | Budget Original | Budget Transfers | Budget Revised | July Expended | Committed/ Estimates | Available/ (Over) |
|---|---|---|---|---|---|---|---|
| 01011000-56411 | TECEC-Classroom-Text & Workbooks | $1,300 | $0 | $1,300 | $0 | $0 | $1,300 |
| 01011200-56411 | PPS-Admin-Text & Workbooks | $1,000 | $0 | $1,000 | $0 | $0 | $1,000 |
| 01412210-56411 | Curr Dir-D/W-Text & Workbooks | $185,150 | $0 | $185,150 | $5,632 | $30,754 | $148,764 |
| 01511001-56411 | BHES-Classroom-Text & Workbooks | $35,770 | $0 | $35,770 | $0 | $16,406 | $19,364 |
| 01521001-56411 | FTES-Classroom-Text & Workbooks | $35,350 | $0 | $35,350 | $0 | $31,050 | $4,300 |
| 01531001-56411 | DFES-Classroom-Text & Workbooks | $34,230 | $0 | $34,230 | $0 | $29,764 | $4,466 |
| 01541001-56411 | MBES-Classroom-Text & Workbooks | $35,560 | $0 | $35,560 | $0 | $35,560 | $0 |
| 01551001-56411 | JRES-Classroom-Text & Workbooks | $31,780 | $0 | $31,780 | $0 | $25,359 | $6,421 |
| 01581001-56411 | TES-Classroom-Text & Workbooks | $29,540 | $0 | $29,540 | $1,297 | $26,028 | $2,215 |
| 01611001-56411 | HMS-Classroom-Text & Workbooks | $16,852 | $0 | $16,852 | $0 | $10,795 | $6,057 |
| 01621001-56411 | MMS-Classroom-Text & Workbooks | $17,622 | $0 | $17,622 | $13,055 | $1,616 | $2,951 |
| 01621016-56411 | MMS-Music-Text & Workbooks | $0 | $0 | $0 | $0 | $0 | $0 |
| 01711003-56411 | THS-Business Ed-Text & Workbooks | $11,700 | $0 | $11,700 | $4,500 | $6,676 | $525 |
| 01711006-56411 | THS-Ag Science-Text & Workbooks | $1,074 | $0 | $1,074 | $0 | $0 | $1,074 |
| 01711010-56411 | THS-English-Text & Workbooks | $19,000 | $0 | $19,000 | $0 | $477 | $18,523 |
| 01711011-56411 | THS-World Language-Text & Workbooks | $12,500 | $0 | $12,500 | $0 | $0 | $12,500 |
| 01711013-56411 | THS-Family Consumer Science-Text & Workboo | $0 | $0 | $0 | $0 | $0 | $0 |
| 01711015-56411 | THS-Mathematics-Text & Workbooks | $4,000 | $0 | $4,000 | $0 | $1,248 | $2,752 |
| 01711019-56411 | THS-PE/Health-Text & Workbooks | $500 | $0 | $500 | $0 | $0 | $500 |
| 01711022-56411 | THS-Alternate School-Text & Workbooks | $2,290 | $0 | $2,290 | $0 | $0 | $2,290 |
| 01711027-56411 | THS-Science-Text & Workbooks | $4,000 | $0 | $4,000 | $0 | $0 | $4,000 |
| 01711028-56411 | THS-Social Studies-Text & Workbooks | $4,000 | $0 | $4,000 | $0 | $4,086 | ($86) |
| 01741200-56411 | Continuing Ed-Textbooks | $0 | $0 | $0 | $0 | $0 | $0 |
| | **Text & Workbooks Total** | **$483,218** | **$0** | **$483,218** | **$24,484** | **$219,818** | **$238,916** |
| **Subscriptions** | | | | | | | |
| 01011200-56425 | PPS-Admin-Periodicals | $1,000 | $0 | $1,000 | $0 | $0 | $1,000 |
| 01412210-56425 | Curr Dir-Admin-Periodicals | $0 | $0 | $0 | $0 | $0 | $0 |
| 01412214-56426 | Cur Dir-D/W-Online Subscriptions | $303,995 | $0 | $303,995 | $85,769 | $60,450 | $157,776 |
| 01422520-56425 | Tech-Admin-Periodicals | $150 | $0 | $150 | $0 | $0 | $150 |
| 01512220-56425 | BHES-Library-Periodicals | $1,022 | $0 | $1,022 | $0 | $0 | $1,022 |
| 01522220-56425 | FTES-Library-Periodicals | $1,010 | $0 | $1,010 | $0 | $0 | $1,010 |
| 01532220-56425 | DFES-Library-Periodicals | $978 | $0 | $978 | $0 | $0 | $978 |
| 01542220-56425 | MBES-Library-Periodicals | $1,016 | $0 | $1,016 | $0 | $811 | $205 |
| 01552220-56425 | JRES-Library-Periodicals | $908 | $0 | $908 | $0 | $408 | $500 |
| 01582220-56425 | TES-Library-Periodicals | $844 | $0 | $844 | $0 | $289 | $555 |
| 01612220-56425 | HMS-Library-Periodicals | $2,298 | $0 | $2,298 | $0 | $0 | $2,298 |
| 01622220-56425 | MMS-Library-Periodicals | $2,402 | $0 | $2,402 | $0 | $238 | $2,164 |
| 01712220-56425 | THS-Library-Periodicals | $2,060 | $0 | $2,060 | $0 | $749 | $1,311 |
| 01712400-56425 | THS-Admin-Periodicals | $750 | $0 | $750 | $0 | $0 | $750 |
| 01822230-56425 | Facilities-Admin-Periodicals | $0 | $0 | $0 | $0 | $0 | $0 |
| 01882700-56425 | Trans-Admin-Periodicals | $0 | $0 | $0 | $0 | $0 | $0 |
| 01902310-56425 | Super-BOE-Periodicals | $0 | $0 | $0 | $0 | $0 | $0 |
| 01902320-56425 | Super- Admin-Periodicals | $600 | $0 | $600 | $137 | $863 | ($400) |
| | **Subscriptions Total** | **$319,033** | **$0** | **$319,033** | **$85,906** | **$63,807** | **$169,320** |
| **Testing Materials** | | | | | | | |
| 01011000-56904 | TECEC-Classroom-Testing Materials | $4,000 | $0 | $4,000 | $0 | $562 | $3,438 |
| 01011200-56904 | PPS-L/W-Testing Materials | $57,000 | $0 | $57,000 | $0 | $6,056 | $50,944 |
| 01412210-56904 | Curr Dir-D/W-Testing Materials | $161,328 | $0 | $161,328 | $0 | $65,771 | $95,557 |
| 01712120-56903 | THS-Guidance-Testing Materials | $650 | $0 | $650 | $0 | $0 | $650 |
| | **Testing Materials Total** | **$222,978** | **$0** | **$222,978** | **$0** | **$72,389** | **$150,589** |
| **Books & A/V** | | | | | | | |
| 01512220-56420 | BHES-Library-Books & Media | $5,110 | $0 | $5,110 | $0 | $7,147 | ($2,037) |
| 01522220-56420 | FTES-Library-Books & Media | $5,050 | $0 | $5,050 | $0 | $2,981 | $2,069 |
| 01532220-56420 | DFES-Library-Books & Media | $4,890 | $0 | $4,890 | $0 | $6,282 | ($1,392) |
| 01542220-56420 | MBES-Library-Books & Media | $5,080 | $0 | $5,080 | $0 | $1,990 | $3,090 |
| 01552220-56420 | JRES-Library-Books & Media | $4,540 | $0 | $4,540 | $0 | $2,556 | $1,984 |
| 01582220-56420 | TES-Library-Books & Media | $4,220 | $0 | $4,220 | $0 | $1,402 | $2,818 |
| 01612220-56420 | HMS-Library-Books & Media | $2,298 | $0 | $2,298 | $0 | $0 | $2,298 |
| 01622220-56420 | MMS-Library-Books & Media | $2,403 | $0 | $2,403 | $0 | $1,134 | $1,269 |

**Trumbull Board of Education Expense vs Budget Detail**
**By Object**
**Report for the Period Ended 7/31/2023**

| Account # | Account Description | Budget Original | Budget Transfers | Budget Revised | July Expended | Committed/ Estimates | Available/ (Over) |
|---|---|---|---|---|---|---|---|
| 01712220-56420 | THS-Library-Books & Media | $9,000 | $0 | $9,000 | $0 | $966 | $8,034 |
| | **Books & A/V Total** | **$42,591** | **$0** | **$42,591** | **$0** | **$24,458** | **$18,134** |
| **Software** | | | | | | | |
| 01412210-56118 | Curr Dir-D/W Software | $5,000 | $0 | $5,000 | $2,475 | $0 | $2,525 |
| 01422214-56118 | Tech-L/W-Software | $220,800 | $0 | $220,800 | $73,934 | $143,980 | $2,886 |
| 01712120-56118 | THS-Guidance-Software | $0 | $0 | $0 | $0 | $0 | $0 |
| | **Software Total** | **$225,800** | **$0** | **$225,800** | **$76,409** | **$143,980** | **$5,411** |
| **Energy** | | | | | | | |
| 01842611-56201 | Facilities-D/W-Heating Oil | $0 | $0 | $0 | $0 | $0 | $0 |
| 01842611-56202 | Facilities-D/W-Natural Gas | $633,400 | $0 | $633,400 | $192 | $633,208 | $0 |
| | **Energy Total** | **$633,400** | **$0** | **$633,400** | **$192** | **$633,208** | **$0** |
| **Other Supplies** | | | | | | | |
| 01422214-56117 | Tech-L/W-Computer Supplies | $600 | $0 | $600 | $0 | $0 | $600 |
| 01422220-56117 | Tech-Dist AV/Chan 17-Supplies | $250 | $0 | $250 | $0 | $0 | $250 |
| 01422220-56900 | Tech-Dist AV/Ch17-Parts | $4,800 | $0 | $4,800 | $0 | $0 | $4,800 |
| 01613202-56119 | HMS-Activities-Supplies | $4,000 | $0 | $4,000 | $0 | $0 | $4,000 |
| 01623202-56119 | MMS-Activities-Supplies | $2,500 | $0 | $2,500 | $385 | $0 | $2,115 |
| 01712400-56270 | THS-Admin-Security Supplies | $2,250 | $0 | $2,250 | $0 | $0 | $2,250 |
| 01712400-56907 | THS-Admin-Graduation | $19,000 | $0 | $19,000 | $0 | $0 | $19,000 |
| 01713203-56906 | THS-Activities-Fees, Awards & Supplies | $1,500 | $0 | $1,500 | $0 | $0 | $1,500 |
| 01852625-56900 | Facilities-Fences/Playground-Supplies | $0 | $0 | $0 | $0 | $0 | $0 |
| 01852636-56900 | Facilities-Furniture Repairs-Supplies | $0 | $0 | $0 | $0 | $0 | $0 |
| 01882700-56270 | Transportation-Bus Supplies | $0 | $0 | $0 | $0 | $0 | $0 |
| | **Other Supplies Total** | **$34,900** | **$0** | **$34,900** | **$385** | **$0** | **$34,515** |
| | **Supplies Total** | **$3,195,900** | **$0** | **$3,195,900** | **$217,986** | **$1,643,418** | **$1,334,496** |
| **Property** | | | | | | | |
| **Office Equipment** | | | | | | | |
| 01612400-57301 | HMS-Admin-Equipment | $1,000 | $0 | $1,000 | $0 | $0 | $1,000 |
| 01622400-57301 | MMS-Admin-Equipment | $500 | $0 | $500 | $0 | $0 | $500 |
| 01822230-57301 | Facilities-Admin-Equipment | $0 | $0 | $0 | $0 | $0 | $0 |
| | **Office Equipment Total** | **$1,500** | **$0** | **$1,500** | **$0** | **$0** | **$1,500** |
| **Office Furniture** | | | | | | | |
| 01052130-57304 | SPED-Health Services Furniture | $0 | $0 | $0 | $0 | $0 | $0 |
| 01402320-57308 | Asst. Super.-Furniture | $0 | $0 | $0 | $0 | $0 | $0 |
| 01712400-57308 | THS-Admin-Office Furniture | $37,985 | $0 | $37,985 | $0 | $0 | $37,985 |
| 01822230-57308 | Facilities-Admin-Furniture | $500 | $0 | $500 | $0 | $0 | $500 |
| 01852651-57301 | Facilities-Building Improvement-Furniture | $0 | $0 | $0 | $0 | $0 | $0 |
| | **Office Furniture Total** | **$38,485** | **$0** | **$38,485** | **$0** | **$0** | **$38,485** |
| **Classroom Equipment** | | | | | | | |
| 01011000-57301 | TECEC-Classroom-Instructional Equipment | $4,000 | $0 | $4,000 | $0 | $0 | $4,000 |
| 01032130-57303 | PPS-L/W-Equipment Instructional | $15,500 | $0 | $15,500 | $0 | $1,933 | $13,567 |
| 01412210-57301 | Curr Dir-D/W-Equipment Instructional | $10,000 | $0 | $10,000 | $0 | $4,332 | $5,668 |
| 01421001-57310 | Tech-Classroom-Computer Equipment | $458,390 | $0 | $458,390 | $174,375 | $17,530 | $266,485 |
| 01422214-57301 | Tech-L/W-Computer Equipment | $8,900 | $0 | $8,900 | $1,250 | $2,996 | $4,654 |
| 01422220-57301 | Tech-Dist AV/Ch17-Equipment Instructional | $12,600 | $0 | $12,600 | $0 | $0 | $12,600 |
| 01511001-57301 | BHES-Classroom-Equipment Instructional | $2,555 | $0 | $2,555 | $0 | $675 | $1,880 |
| 01512220-57302 | BHES-Library-Equipment Instructional | $2,044 | $0 | $2,044 | $0 | $0 | $2,044 |
| 01521001-57301 | FTES-Classroom-Equipment Instructional | $2,525 | $0 | $2,525 | $0 | $0 | $2,525 |
| 01522220-57302 | FTES-Library-Equipment Instructional | $2,020 | $0 | $2,020 | $0 | $0 | $2,020 |
| 01531001-57301 | DFES-Classroom-Equipment Instructional | $2,445 | $0 | $2,445 | $0 | $0 | $2,445 |
| 01532220-57302 | DFES-Library-Equipment Instructional | $1,956 | $0 | $1,956 | $0 | $0 | $1,956 |
| 01541001-57301 | MBES-Classroom-Equipment Instructional | $2,540 | $0 | $2,540 | $0 | $0 | $2,540 |
| 01542220-57302 | MBES-Library-Equipment Instructional | $2,032 | $0 | $2,032 | $0 | $1,116 | $916 |

**Trumbull Board of Education Expense vs Budget Detail**
**By Object**
**Report for the Period Ended 7/31/2023**

| Account # | Account Description | Budget Original | Budget Transfers | Budget Revised | July Expended | Committed/ Estimates | Available/ (Over) |
|---|---|---|---|---|---|---|---|
| 01551001-57301 | JRES-Classroom-Equipment Instructional | $2,270 | $0 | $2,270 | $0 | $0 | $2,270 |
| 01552220-57302 | JRES-Library-Equipment Instructional | $1,816 | $0 | $1,816 | $0 | $0 | $1,816 |
| 01581001-57301 | TES-Classroom-Equipment Instructional | $2,110 | $0 | $2,110 | $104 | $0 | $2,006 |
| 01582220-57302 | TES-Library-Equipment Instructional | $1,688 | $0 | $1,688 | $0 | $1,593 | $95 |
| 01611001-57301 | HMS-Classroom-Equipment Instructional | $3,064 | $0 | $3,064 | $0 | $2,350 | $714 |
| 01611016-57301 | HMS-Music-Equipment Instructional | $3,300 | $0 | $3,300 | $0 | $0 | $3,300 |
| 01612220-57302 | HMS-Library-Equipment Instructional | $1,532 | $0 | $1,532 | $0 | $0 | $1,532 |
| 01621001-57301 | MMS-Classroom-Equipment Instructional | $3,204 | $0 | $3,204 | $0 | $0 | $3,204 |
| 01621016-57301 | MMS-Music-Equipment Instructional | $3,500 | $0 | $3,500 | $0 | $0 | $3,500 |
| 01622220-57302 | MMS-Library-Equipment Instructional | $1,602 | $0 | $1,602 | $0 | $0 | $1,602 |
| 01711001-57301 | THS-Classroom-Equipment | $0 | $0 | $0 | $0 | $0 | $0 |
| 01711002-57301 | THS-Art-Equipment Instructional | $8,500 | $0 | $8,500 | $0 | $950 | $7,550 |
| 01711003-57301 | THS-Business Ed-Equipment Instructional | $0 | $0 | $0 | $0 | $0 | $0 |
| 01711006-57301 | THS-Ag Science-Equipment Instructional | $969 | $0 | $969 | $0 | $0 | $969 |
| 01711011-57301 | THS-World Language-Equipment Instructional | $13,000 | $0 | $13,000 | $0 | $7,543 | $5,457 |
| 01711013-57301 | THS-Family Consumer Science-Equipment Inst | $2,000 | $0 | $2,000 | $0 | $950 | $1,050 |
| 01711014-57301 | THS-Technology Education-Equipment Instruct | $2,000 | $0 | $2,000 | $0 | $0 | $2,000 |
| 01711016-57301 | THS-Music-Equipment Instructional | $3,000 | $0 | $3,000 | $0 | $453 | $2,547 |
| 01711019-57301 | THS-PE/Health-Equipment Instructional | $3,500 | $0 | $3,500 | $0 | $989 | $2,511 |
| 01711027-57301 | THS-Science-Equipment Instructional | $9,020 | $0 | $9,020 | $0 | $0 | $9,020 |
| 01712220-57302 | THS-Library-Equipment Instructional | $775 | $0 | $775 | $0 | $425 | $350 |
| 01712221-57301 | THS-Auditorium/Theater Tech-Equipment Inst | $4,000 | $0 | $4,000 | $0 | $0 | $4,000 |
| 01712400-57301 | THS-Admin-Equipment | $0 | $0 | $0 | $0 | $0 | $0 |
| 01713201-57301 | Sports-Sports General-Equipment Instructiona | $30,000 | $0 | $30,000 | $0 | $15,000 | $15,000 |
| | **Classroom Equipment Total** | **$628,357** | **$0** | **$628,357** | **$175,729** | **$58,835** | **$393,793** |
| **Classroom Furniture** | | | | | | | |
| 01011000-57308 | TECEC-Classroom-Furniture | $3,000 | $0 | $3,000 | $0 | $272 | $2,728 |
| 01511001-57308 | BHES-Classroom-Furniture | $2,555 | $0 | $2,555 | $0 | $0 | $2,555 |
| 01521001-57308 | FTES-Classroom-Furniture | $2,525 | $0 | $2,525 | $0 | $208 | $2,317 |
| 01531001-57308 | DFES-Classroom-Furniture | $2,445 | $0 | $2,445 | $0 | $0 | $2,445 |
| 01541001-57308 | MBES-Classroom-Furniture | $2,540 | $0 | $2,540 | $0 | $1,109 | $1,431 |
| 01551001-57308 | JRES-Classroom-Furniture | $2,270 | $0 | $2,270 | $0 | $0 | $2,270 |
| 01581001-57308 | TES-Classroom-Furniture | $2,110 | $0 | $2,110 | $1,159 | $450 | $501 |
| 01611001-57308 | HMS-Classroom-Furniture | $383 | $0 | $383 | $0 | $0 | $383 |
| 01621001-57308 | MMS-Classroom-Furniture | $401 | $0 | $401 | $0 | $0 | $401 |
| | **Classroom Furniture Total** | **$18,229** | **$0** | **$18,229** | **$1,159** | **$2,039** | **$15,031** |
| **Building Equipment** | | | | | | | |
| 01842610-57301 | Facilities-Custodial-Equipment | $2,000 | $0 | $2,000 | $0 | $0 | $2,000 |
| 01852622-57307 | Facilities-Snow Removal-Equipment | $5,000 | $0 | $5,000 | $0 | $0 | $5,000 |
| 01852623-57307 | Facilities-Vehicles-Equipment | $3,500 | $0 | $3,500 | $0 | $0 | $3,500 |
| 01852625-57307 | Facilities-Grounds-Equipment | $5,000 | $0 | $5,000 | $0 | $0 | $5,000 |
| 01852627-57307 | Facilities-Lawn Care-Equipment | $5,000 | $0 | $5,000 | $0 | $0 | $5,000 |
| 01852632-57307 | Facilities-Inside Maintenance-Equipment | $0 | $0 | $0 | $0 | $0 | $0 |
| 01852633-57306 | FacilitiesPlantBldg-Electrical-Equipment | $10,000 | $0 | $10,000 | $0 | $7,000 | $3,000 |
| 01852633-57307 | Facilities-Electrical-Equipment | $0 | $0 | $0 | $0 | $0 | $0 |
| 01852639-57307 | Facilities-HVAC-Equipment | $0 | $0 | $0 | $0 | $0 | $0 |
| 01852643-57307 | Facilities-Plant-Equipment | $0 | $0 | $0 | $0 | $0 | $0 |
| 01852644-57307 | Facilities-Plumbing-Equipment | $0 | $0 | $0 | $0 | $0 | $0 |
| 01852648-57307 | Facilities-IAQ-Equipment | $0 | $0 | $0 | $0 | $0 | $0 |
| 01852654-57340 | Facilities-Maintenance-Vehicle | $0 | $0 | $0 | $0 | $0 | $0 |
| | **Building Equipment Total** | **$30,500** | **$0** | **$30,500** | **$0** | **$7,000** | **$23,500** |
| **Building Improvements** | | | | | | | |
| 01842611-57202 | Facilities-Project Improvements to Site | $0 | $0 | $0 | $0 | $0 | $0 |
| 01852650-57200 | Facilities-Site-Building Improvement | $12,000 | $0 | $12,000 | $810 | $4,590 | $6,600 |
| 01852650-57202 | Facilities-Site-Building Improvement | $0 | $0 | $0 | $0 | $0 | $0 |
| 01852651-57100 | Facilities-Building Improvement | $0 | $0 | $0 | $0 | $2,500 | ($2,500) |
| 01852651-57102 | Facilities-Building Improvement-Other | $0 | $0 | $0 | $0 | $0 | $0 |
| 01852651-57202 | Facilities-Building Improvement-Projects | $0 | $0 | $0 | $0 | $0 | $0 |
| | **Building Improvements Total** | **$12,000** | **$0** | **$12,000** | **$810** | **$7,090** | **$4,100** |

**Trumbull Board of Education Expense vs Budget Detail**
**By Object**
**Report for the Period Ended 7/31/2023**

| Account # | Account Description | Budget Original | Budget Transfers | Budget Revised | July Expended | Committed/ Estimates | Available/ (Over) |
|---|---|---|---|---|---|---|---|
| **Other Equipment** | | | | | | | |
| 01422520-57301 | Tech-Admin-WAN Equipment | $3,775 | $0 | $3,775 | $0 | $0 | $3,775 |
| | **Other Equipment Total** | **$3,775** | **$0** | **$3,775** | **$0** | **$0** | **$3,775** |
| | **Property Total** | **$732,846** | **$0** | **$732,846** | **$177,698** | **$74,964** | **$480,184** |
| **Miscellaneous** | | | | | | | |
| **Debt Service, Dues, Fees and Memberships** | | | | | | | |
| 01011000-58900 | TECEC-Admin-Dues & Fees | $700 | $0 | $700 | $0 | $250 | $450 |
| 01011200-58900 | PPS-Admin-Dues & Fees | $2,000 | $0 | $2,000 | $0 | $4,500 | ($2,500) |
| 01402210-58900 | Instructional-Dues & Fees | $0 | $0 | $0 | $0 | $0 | $0 |
| 01402320-58900 | Asst Super-Admin-Dues & Fees | $7,000 | $0 | $7,000 | $3,199 | $0 | $3,801 |
| 01412210-58900 | Curr Dir-Admin-Dues & Fees | $0 | $0 | $0 | $0 | $0 | $0 |
| 01422520-58900 | Tech-Admin-Dues & Fees | $0 | $0 | $0 | $0 | $0 | $0 |
| 01512400-58900 | BHES-Admin-Dues & Fees | $550 | $0 | $550 | $0 | $0 | $550 |
| 01522400-58900 | FTES-Admin-Dues & Fees | $0 | $0 | $0 | $0 | $0 | $0 |
| 01532400-58900 | DFES-Admin-Dues & Fees | $500 | $0 | $500 | $0 | $0 | $500 |
| 01542400-58900 | MBES-Admin-Dues & Fees | $100 | $0 | $100 | $0 | $0 | $100 |
| 01552400-58900 | JRES-Admin-Dues & Fees | $550 | $0 | $550 | $0 | $0 | $550 |
| 01582400-58900 | TES-Admin-Dues & Fees | $500 | $0 | $500 | $139 | $0 | $361 |
| 01612400-58900 | HMS-Admin-Dues & Fees | $1,200 | $0 | $1,200 | $590 | $0 | $610 |
| 01622400-58900 | MMS-Admin-Dues & Fees | $800 | $0 | $800 | $0 | $0 | $800 |
| 01711006-58900 | THS-Ag Science-Dues & Fees | $4,899 | $0 | $4,899 | $0 | $1,000 | $3,899 |
| 01711019-58900 | THS-PE/Health-Dues & Fees | $0 | $0 | $0 | $0 | $0 | $0 |
| 01712120-58900 | THS-Guidance-Dues & Fees | $0 | $0 | $0 | $0 | $0 | $0 |
| 01712220-58900 | THS-Library-Dues & Fees | $260 | $0 | $260 | $0 | $0 | $260 |
| 01712400-58900 | THS-Admin-Dues & Fees | $11,225 | $0 | $11,225 | $10,515 | $0 | $710 |
| 01713201-58900 | Sports-Sports General-Dues & Fees | $40,000 | $0 | $40,000 | ($175) | $27,900 | $12,275 |
| 01802130-58900 | Human Resources-Admin-Dues & Fees | $1,200 | $0 | $1,200 | $0 | $0 | $1,200 |
| 01822230-58900 | Facilities-Admin-Dues & Fees | $1,500 | $0 | $1,500 | $0 | $0 | $1,500 |
| 01882700-58900 | Trans-Admin-Dues & Fees | $375 | $0 | $375 | $0 | $0 | $375 |
| 01902320-58900 | Super-Admin-Dues & Fees | $23,000 | $0 | $23,000 | $8,219 | $18,934 | ($4,153) |
| 01912520-58310 | Redemption of Principal on Loans | $342,927 | $0 | $342,927 | $0 | $0 | $342,927 |
| 01912520-58320 | Interest on Loans | $83,227 | $0 | $83,227 | $0 | $0 | $83,227 |
| 01912520-58900 | Bus Off-Admin-Dues & Fees | $8,000 | $0 | $8,000 | $2,240 | $0 | $5,760 |
| | **Dues, Fees and Memberships Total** | **$530,513** | **$0** | **$530,513** | **$24,727** | **$52,584** | **$453,202** |
| **Other Miscellaneous** | | | | | | | |
| 01912520-58904 | D/W-Admin-Bad Debt Expense | $1,000 | $0 | $1,000 | $0 | $0 | $1,000 |
| | **Other Miscellaneous Total** | **$1,000** | **$0** | **$1,000** | **$0** | **$0** | **$1,000** |
| | **Miscellaneous Total** | **$531,513** | **$0** | **$531,513** | **$24,727** | **$52,584** | **$454,202** |
| **Other Objects** | | | | | | | |
| 01412210-59000 | Curr-District Wide Support | $0 | $0 | $0 | $0 | $0 | $0 |
| 01912520-59001 | Bus Office-Intergovernmental transfer | ($703,852) | $0 | ($703,852) | $0 | $0 | ($703,852) |
| | **Other Objects Total** | **($703,852)** | **$0** | **($703,852)** | **$0** | **$0** | **($703,852)** |
| | **Munis Report Total** | **$119,740,771** | **$0** | **$119,740,771** | **$3,796,964** | **$41,277,049** | **$74,666,758** |

**Trumbull Board of Education Expense vs Budget Detail**
**By Location**
**Report for the Period Ended 7/31/2023**

| Account # | Account Description | Budget Original | Budget Transfers | Budget Revised | July Expended | Committed/ Estimates | Available/ (Over) |
|---|---|---|---|---|---|---|---|
| 01011000-51110 | TECEC-Classroom-Teachers | $666,447 | $0 | $666,447 | $0 | $0 | $666,447 |
| 01011000-51113 | TECEC-Admin-Admin Salaries | $144,207 | $0 | $144,207 | $11,093 | $133,114 | ($0) |
| 01011000-51120 | TECEC-Classroom-Paras | $244,027 | $0 | $244,027 | $0 | $0 | $244,027 |
| 01011000-51122 | TECEC-Classroom-ABA Paras | $275,633 | $0 | $275,633 | $0 | $0 | $275,633 |
| 01011000-51130 | TECEC-Admin-Secy 12 Mth | $25,507 | $0 | $25,507 | $1,939 | $23,270 | $298 |
| 01011000-51131 | TECEC-Admin-Secy 10 Mth | $52,113 | $0 | $52,113 | $0 | $52,113 | $0 |
| 01011000-51135 | TECEC-Admin-Clerical Xtra Time | $1,300 | $0 | $1,300 | $182 | $0 | $1,118 |
| 01011000-55800 | TECEC-Admin-Professional Devt | $700 | $0 | $700 | $0 | $0 | $700 |
| 01011000-55900 | TECEC-Admin-Other Purch'd Prop Svcs | $7,000 | $0 | $7,000 | $0 | $4,991 | $2,009 |
| 01011000-55906 | TECEC-Admin-Printing | $200 | $0 | $200 | $0 | $0 | $200 |
| 01011000-56110 | TECEC-Admin-Office Supplies | $4,000 | $0 | $4,000 | $0 | $679 | $3,321 |
| 01011000-56111 | TECEC-Classroom-Classroom Supplies | $14,740 | $0 | $14,740 | $750 | $1,016 | $12,974 |
| 01011000-56411 | TECEC-Classroom-Text & Workbooks | $1,300 | $0 | $1,300 | $0 | $0 | $1,300 |
| 01011000-56904 | TECEC-Classroom-Testing Materials | $4,000 | $0 | $4,000 | $0 | $562 | $3,438 |
| 01011000-57301 | TECEC-Classroom-Instructional Equipment | $4,000 | $0 | $4,000 | $0 | $0 | $4,000 |
| 01011000-57308 | TECEC-Classroom-Furniture | $3,000 | $0 | $3,000 | $0 | $272 | $2,728 |
| 01011000-58900 | TECEC-Admin-Dues & Fees | $700 | $0 | $700 | $0 | $250 | $450 |
| 01121200-51111 | TECEC-Classroom-Specialists | $141,010 | $0 | $141,010 | $0 | $0 | $141,010 |
| 01401000-55503 | TECEC-Classroom-Interns | $0 | $0 | $0 | $0 | $0 | $0 |
| | **Total TECEC School** | **$1,589,884** | **$0** | **$1,589,884** | **$13,964** | **$216,268** | **$1,359,653** |
| 01011200-51114 | PPS-Admin-Director/Coordinator | $347,670 | $0 | $347,670 | $23,993 | $287,918 | $35,759 |
| 01011200-51117 | PPS-L/W-Teacher Subs | $0 | $0 | $0 | $0 | $0 | $0 |
| 01011200-51118 | PPS-L/W-Curriculum Writing | $15,000 | $0 | $15,000 | $0 | $0 | $15,000 |
| 01011200-51119 | PPS-L/W-Teacher Xtra Time | $37,080 | $0 | $37,080 | $140 | $0 | $36,940 |
| 01011200-51120 | PPS-L/W-Instructional Paras | $2,616,637 | $0 | $2,616,637 | $0 | $0 | $2,616,637 |
| 01011200-51121 | PPS-D/W-Para Xtra Time | $100,000 | $0 | $100,000 | $0 | $0 | $100,000 |
| 01011200-51122 | PPS-L/W-ABA Paras | $1,486,608 | $0 | $1,486,608 | $0 | $0 | $1,486,608 |
| 01011200-51130 | PPS-Admin-Secy 12 Mth | $150,623 | $0 | $150,623 | $11,353 | $137,952 | $1,318 |
| 01011200-51135 | PPS-Admin-Clerical Xtra Time | $1,000 | $0 | $1,000 | $364 | $0 | $636 |
| 01011200-53230 | PPS-L/W-Consultants | $300,000 | $0 | $300,000 | $2,175 | $236,000 | $61,825 |
| 01011200-53300 | PPS-Admin-Prof Purch'd Services | $67,000 | $0 | $67,000 | $4,506 | $0 | $62,494 |
| 01011200-53308 | PPS-Admin-Legal SPED | $140,000 | $0 | $140,000 | $0 | $140,000 | $0 |
| 01011200-55800 | PPS-Admin-Professional Devt | $20,000 | $0 | $20,000 | $1,999 | $750 | $17,251 |
| 01011200-55801 | PPS-D/W-Mileage | $10,000 | $0 | $10,000 | $0 | $0 | $10,000 |
| 01011200-55906 | PPS-Admin-Printing | $500 | $0 | $500 | $0 | $0 | $500 |
| 01011200-56110 | PPS-Admin-Office Supplies | $1,500 | $0 | $1,500 | $434 | $16 | $1,050 |
| 01011200-56111 | PPS-Classroom-Classroom Supplies | $25,000 | $0 | $25,000 | $432 | $1,000 | $23,568 |
| 01011200-56411 | PPS-Admin-Text & Workbooks | $1,000 | $0 | $1,000 | $0 | $0 | $1,000 |
| 01011200-56425 | PPS-Admin-Periodicals | $1,000 | $0 | $1,000 | $0 | $0 | $1,000 |
| 01011200-56904 | PPS-L/W-Testing Materials | $57,000 | $0 | $57,000 | $0 | $6,056 | $50,944 |
| 01011200-58900 | PPS-Admin-Dues & Fees | $2,000 | $0 | $2,000 | $0 | $4,500 | ($2,500) |
| 01011201-51117 | PPS-L/W-Tutors Homebound | $32,212 | $0 | $32,212 | $1,203 | $0 | $31,008 |
| 01011201-53210 | PPS Homebound Instructional Services | $0 | $0 | $0 | $0 | $0 | $0 |
| 01011203-51117 | PPS-L/W-Tutors Tutorial | $77,000 | $0 | $77,000 | $0 | $77,000 | $0 |
| 01011204-51117 | PPS-L/W-Tutors Expulsions | $10,000 | $0 | $10,000 | $0 | $10,000 | $0 |
| 01021201-51119 | PPS-After School-Teacher Salaries | $0 | $0 | $0 | $0 | $0 | $0 |
| 01032130-51123 | PPS-L/W-OT/PT Therapists | $570,783 | $0 | $570,783 | $0 | $0 | $570,783 |
| 01032130-51128 | PPS-L/W-Health Aides | $88,967 | $0 | $88,967 | $0 | $0 | $88,967 |
| 01032130-57303 | PPS-L/W-Equipment Instructional | $15,500 | $0 | $15,500 | $0 | $1,933 | $13,567 |
| 01052130-53305 | PPS-Health Services-Service Contracts | $62,000 | $0 | $62,000 | $0 | $0 | $62,000 |
| 01052130-54300 | PPS-Health Svcs-Repairs & Svc Fees | $2,000 | $0 | $2,000 | $0 | $1,500 | $500 |
| 01052130-56110 | PPS-Health Services-Supplies | $8,000 | $0 | $8,000 | $0 | $6,000 | $2,000 |
| 01052130-57304 | SPED-Health Services Furniture | $0 | $0 | $0 | $0 | $0 | $0 |
| 01062140-51111 | PPS-L/W-Psychologists | $1,682,174 | $0 | $1,682,174 | $0 | $0 | $1,682,174 |
| 01062145-51111 | PPS-L/W-Behaviorists | $352,547 | $0 | $352,547 | $0 | $0 | $352,547 |
| 01072110-51111 | PPS-L/W-Social Workers | $1,043,899 | $0 | $1,043,899 | $0 | $0 | $1,043,899 |
| 01082150-51111 | PPS-L/W-Speech & Language | $1,391,595 | $0 | $1,391,595 | $0 | $0 | $1,391,595 |
| 01161200-51110 | PPS-SPED-Elementary Teachers | $2,303,380 | $0 | $2,303,380 | $0 | $0 | $2,303,380 |
| 01231200-51110 | PPS-SPED-Middle School Teachers | $1,565,558 | $0 | $1,565,558 | $0 | $0 | $1,565,558 |
| 01331200-51110 | PPS-SPED-THS Teachers | $2,113,032 | $0 | $2,113,032 | $11,901 | $142,813 | $1,958,318 |
| 01331200-51126 | PPS-SPED-Work Experience | $6,000 | $0 | $6,000 | ($18) | $0 | $6,018 |
| 01371200-51118 | PPS-ESY-Teacher salaries | $196,730 | $0 | $196,730 | $95,997 | $0 | $100,733 |

**Trumbull Board of Education Expense vs Budget Detail**
**By Location**
**Report for the Period Ended 7/31/2023**

| Account # | Account Description | Budget Original | Budget Transfers | Budget Revised | July Expended | Committed/ Estimates | Available/ (Over) |
|---|---|---|---|---|---|---|---|
| 01371200-51122 | PPS-ESY-ABA Paras | $82,400 | $0 | $82,400 | $54,996 | $0 | $27,404 |
| 01371200-51128 | PPS-ESY-Health Aides | $0 | $0 | $0 | $4,296 | $0 | ($4,296) |
| 01371200-51129 | PPS-ESY-Para | $51,500 | $0 | $51,500 | $31,300 | $0 | $20,200 |
| 01396110-55600 | PPS-L/W-Tuition Outplaced | $5,300,000 | $0 | $5,300,000 | $58,343 | $4,668,425 | $573,231 |
| 01396110-55601 | PPS-EXCESS COST REFUND(ECR) | ($1,381,942) | $0 | ($1,381,942) | $0 | ($1,381,942) | $0 |
| 01412210-51120 | PPS-D/W-Para Training | $10,000 | $0 | $10,000 | $0 | $10,000 | $0 |
| | **Total Special Education Department** | **$20,962,953** | **$0** | **$20,962,953** | **$303,415** | **$4,349,922** | **$16,309,616** |
| 01401201-51117 | Asst Super-L/W-Tutors Homebound | $1,500 | $0 | $1,500 | $0 | $0 | $1,500 |
| 01401201-53210 | Homebound Instructional Services | $5,000 | $0 | $5,000 | $0 | $0 | $5,000 |
| 01401203-51117 | Asst Super-L/W-Tutors Tutorial | $3,500 | $0 | $3,500 | $0 | $0 | $3,500 |
| 01401203-55801 | Asst Super-L/W-Mileage | $9,000 | $0 | $9,000 | $0 | $0 | $9,000 |
| 01401204-51117 | Asst Super-L/W-Tutors Expulsions | $7,000 | $0 | $7,000 | $0 | $0 | $7,000 |
| 01402210-51110 | Curr Dir-D/W-ELL Teachers | $668,481 | $0 | $668,481 | $0 | $0 | $668,481 |
| 01402210-58900 | Instructional-Dues & Fees | $0 | $0 | $0 | $0 | $0 | $0 |
| 01402320-51116 | Asst Super-Admin-Teacher Stipends | $0 | $0 | $0 | $0 | $0 | $0 |
| 01402320-51118 | Asst Super-L/W-Prof Devt Prep | $0 | $0 | $0 | $0 | $0 | $0 |
| 01402320-51130 | Asst Super-Admin-Secy 12 Mth | $76,958 | $0 | $76,958 | $5,851 | $70,177 | $929 |
| 01402320-51135 | Asst Super-Admin-Clerical Xtra Time | $0 | $0 | $0 | $0 | $0 | $0 |
| 01402320-51200 | Asst Super-Admin-Teacher Mentors | $5,000 | $0 | $5,000 | $0 | $0 | $5,000 |
| 01402320-55600 | Asst Super-Admin-Tuition | $454,000 | $0 | $454,000 | $0 | $0 | $454,000 |
| 01402320-55800 | Asst Super-Admin-Professional Devt | $20,000 | $0 | $20,000 | $279 | $0 | $19,721 |
| 01402320-55900 | Asst Super-Other Purchased Services | $0 | $0 | $0 | $0 | $0 | $0 |
| 01402320-55906 | Asst Super-Admin-Printing | $1,500 | $0 | $1,500 | $0 | $0 | $1,500 |
| 01402320-56110 | Asst Super-Admin-Office Supplies | $14,050 | $0 | $14,050 | $0 | $250 | $13,800 |
| 01402320-57308 | Asst. Super.-Furniture | $0 | $0 | $0 | $0 | $0 | $0 |
| 01402320-58900 | Asst Super-Admin-Dues & Fees | $7,000 | $0 | $7,000 | $3,199 | $0 | $3,801 |
| 01411250-51110 | Curr Dir-D/W-TAG Teachers | $0 | $0 | $0 | $0 | $0 | $0 |
| 01412210-51111 | Curr Dir-D/W-Program Leaders | $383,096 | $0 | $383,096 | $0 | $0 | $383,096 |
| 01412210-51113 | D/W-Elem Asst Principal | $0 | $0 | $0 | $0 | $0 | $0 |
| 01412210-51114 | Assistant Superintendent | $201,038 | $0 | $201,038 | $15,766 | $189,187 | ($3,915) |
| 01412210-51117 | Curr Dir-D/W-Teacher Training | $50,000 | $0 | $50,000 | $0 | $50,000 | $0 |
| 01412210-51118 | Curr Dir-D/W-Prof Devt Prep | $30,000 | $0 | $30,000 | $943 | $0 | $29,057 |
| 01412210-51119 | Curr Dir-Admin-Curriculum Writing | $84,391 | $0 | $84,391 | $13,086 | $0 | $71,305 |
| 01412210-51129 | Curr Dir-D/W-Other Non-Certified | $77,634 | $0 | $77,634 | $5,949 | $71,386 | $300 |
| 01412210-51130 | Curr Dir-Admin-Secy 12 Mth | $67,799 | $0 | $67,799 | $5,195 | $62,342 | $262 |
| 01412210-51135 | Curr Dir-Admin-Clerical Xtra Time | $0 | $0 | $0 | $0 | $0 | $0 |
| 01412210-53300 | Curr Dir-D/W-Other Professional Svcs | $10,000 | $0 | $10,000 | $0 | $0 | $10,000 |
| 01412210-55800 | Curr Dir-Admin-Professional Devt | $65,000 | $0 | $65,000 | $540 | $11,415 | $53,045 |
| 01412210-55802 | Admin-Prof Devt Admin | $0 | $0 | $0 | $0 | $0 | $0 |
| 01412210-55906 | Curr Dir-Admin-Printing | $0 | $0 | $0 | $0 | $0 | $0 |
| 01412210-56110 | Curr Dir-Admin-Office Supplies | $0 | $0 | $0 | $0 | $0 | $0 |
| 01412210-56118 | Curr Dir-D/W Software | $5,000 | $0 | $5,000 | $2,475 | $0 | $2,525 |
| 01412210-56411 | Curr Dir-D/W-Text & Workbooks | $185,150 | $0 | $185,150 | $5,632 | $30,754 | $148,764 |
| 01412210-56425 | Curr Dir-Admin-Periodicals | $0 | $0 | $0 | $0 | $0 | $0 |
| 01412210-56904 | Curr Dir-D/W-Testing Materials | $161,328 | $0 | $161,328 | $0 | $65,771 | $95,557 |
| 01412210-57301 | Curr Dir-D/W-Equipment Instructional | $10,000 | $0 | $10,000 | $0 | $4,332 | $5,668 |
| 01412210-58900 | Curr Dir-Admin-Dues & Fees | $0 | $0 | $0 | $0 | $0 | $0 |
| 01412210-59000 | Curr-District Wide Support | $0 | $0 | $0 | $0 | $0 | $0 |
| 01412214-56111 | Curr Dir-D/W-Classroom Supplies | $90,000 | $0 | $90,000 | $0 | $0 | $90,000 |
| 01412214-56426 | Cur Dir-D/W-Online Subscriptions | $303,995 | $0 | $303,995 | $85,769 | $60,450 | $157,776 |
| 01922530-51125 | Asst Super-Dir Digital Learning | $159,948 | $0 | $159,948 | $12,304 | $147,644 | ($0) |
| 01922530-51129 | Asst Super-Info Svcs-Oth Non-Certified | $77,634 | $0 | $77,634 | $5,949 | $71,386 | $300 |
| 01922530-51135 | Asst Super-Admin-Clerical Xtra Time | $2,000 | $0 | $2,000 | $404 | $0 | $1,596 |
| 01922530-53302 | Asst Super-Info Svcs-Dbase Students | $195,407 | $0 | $195,407 | $179,506 | $0 | $15,901 |
| 01922530-55804 | Asst Super-Info Svcs-Oth Purch Svcs | $10,000 | $0 | $10,000 | $0 | $540 | $9,460 |
| | **Total Assistant Superintendent Department** | **$3,442,410** | **$0** | **$3,442,410** | **$342,846** | **$835,635** | **$2,263,929** |
| 01421001-57310 | Tech-Classroom-Computer Equipment | $458,390 | $0 | $458,390 | $174,375 | $17,530 | $266,485 |
| 01422214-53300 | Tech-L/W-Other Professional Svcs | $4,500 | $0 | $4,500 | $633 | $1,742 | $2,125 |
| 01422214-54300 | Tech-L/W-Repairs & Svc Fees | $800 | $0 | $800 | $0 | $0 | $800 |
| 01422214-56117 | Tech-L/W-Computer Supplies | $600 | $0 | $600 | $0 | $0 | $600 |
| 01422214-56118 | Tech-L/W-Software | $220,800 | $0 | $220,800 | $73,934 | $143,980 | $2,886 |
| 01422214-56900 | Tech-L/W-Parts | $9,500 | $0 | $9,500 | $3,193 | $403 | $5,904 |

**Trumbull Board of Education Expense vs Budget Detail**
**By Location**
**Report for the Period Ended 7/31/2023**

| Account # | Account Description | Budget Original | Budget Transfers | Budget Revised | July Expended | Committed/ Estimates | Available/ (Over) |
|---|---|---|---|---|---|---|---|
| 01422214-57301 | Tech-L/W-Computer Equipment | $8,900 | $0 | $8,900 | $1,250 | $2,996 | $4,654 |
| 01422220-51124 | Tech-Dist A/V/Ch 17-Technician | $0 | $0 | $0 | $0 | $0 | $0 |
| 01422220-53300 | Tech-Dist AV/Ch17-Other Prof Svcs | $3,500 | $0 | $3,500 | $0 | $0 | $3,500 |
| 01422220-54300 | Tech-Dist AV/Ch17-Repairs & Svc Fees | $500 | $0 | $500 | $0 | $0 | $500 |
| 01422220-56117 | Tech-Dist AV/Chan 17-Supplies | $250 | $0 | $250 | $0 | $0 | $250 |
| 01422220-56900 | Tech-Dist AV/Ch17-Parts | $4,800 | $0 | $4,800 | $0 | $0 | $4,800 |
| 01422220-57301 | Tech-Dist AV/Ch17-Equipment Instructional | $12,600 | $0 | $12,600 | $0 | $0 | $12,600 |
| 01422520-51125 | Tech-Admin-Manager | $141,035 | $0 | $141,035 | $10,849 | $130,186 | $0 |
| 01422520-51129 | Tech-Admin-Other Technical | $512,024 | $0 | $512,024 | $39,377 | $472,637 | $10 |
| 01422520-51130 | Tech-Admin-Secy 12 Mth | $58,654 | $0 | $58,654 | $4,480 | $53,933 | $241 |
| 01422520-51135 | Tech-Admin--Clerical Xtra Time | $0 | $0 | $0 | $11 | $0 | ($11) |
| 01422520-51141 | Tech-Admin-Xtra Time/Help | $15,000 | $0 | $15,000 | $1,532 | $0 | $13,468 |
| 01422520-53300 | Tech-Admin-Other Professional Svcs | $6,800 | $0 | $6,800 | $0 | $0 | $6,800 |
| 01422520-53305 | Tech-Admin-Maintenance Contracts | $27,800 | $0 | $27,800 | $0 | $0 | $27,800 |
| 01422520-54300 | Tech-Admin-Repairs & Svc Fees | $1,200 | $0 | $1,200 | $0 | $0 | $1,200 |
| 01422520-54409 | D/W Copiers | $243,820 | $0 | $243,820 | $0 | $240,000 | $3,820 |
| 01422520-55800 | Tech-Admin-Professional Devt | $1,500 | $0 | $1,500 | $0 | $0 | $1,500 |
| 01422520-55804 | Tech-Admin-Milelage | $2,800 | $0 | $2,800 | $0 | $0 | $2,800 |
| 01422520-55903 | Tech-Admin-Telephone Cell | $35,000 | $0 | $35,000 | $2,577 | $32,423 | $0 |
| 01422520-55904 | Tech-Admin-Telephone LAN | $100,382 | $0 | $100,382 | $1,704 | $83,380 | $15,298 |
| 01422520-55907 | Tech-Admin-WAN Communications | $199,100 | $0 | $199,100 | $77,854 | $129,797 | ($8,551) |
| 01422520-56110 | Tech-Admin-Office Supplies | $1,050 | $0 | $1,050 | $567 | $410 | $73 |
| 01422520-56425 | Tech-Admin-Periodicals | $150 | $0 | $150 | $0 | $0 | $150 |
| 01422520-56900 | Tech-Admin-Parts | $4,150 | $0 | $4,150 | $0 | $0 | $4,150 |
| 01422520-57301 | Tech-Admin-WAN Equipment | $3,775 | $0 | $3,775 | $0 | $0 | $3,775 |
| 01422520-58900 | Tech-Admin-Dues & Fees | $0 | $0 | $0 | $0 | $0 | $0 |
| | **Total Technology Department** | **$2,079,380** | **$0** | **$2,079,380** | **$392,334** | **$1,309,418** | **$377,628** |
| 01511001-51110 | BHES-Classroom-Teachers | $2,294,379 | $0 | $2,294,379 | $0 | $0 | $2,294,379 |
| 01511001-51120 | BHES-Classroom-Instructional Aides | $57,686 | $0 | $57,686 | $0 | $57,686 | $0 |
| 01511001-55500 | BHES-Classroom-Interns | $32,500 | $0 | $32,500 | $0 | $0 | $32,500 |
| 01511001-56111 | BHES-Classroom Supplies | $30,660 | $0 | $30,660 | $0 | $17,552 | $13,108 |
| 01511001-56411 | BHES-Classroom-Text & Workbooks | $35,770 | $0 | $35,770 | $0 | $16,406 | $19,364 |
| 01511001-57301 | BHES-Classroom-Equipment Instructional | $2,555 | $0 | $2,555 | $0 | $675 | $1,880 |
| 01511001-57308 | BHES-Classroom-Furniture | $2,555 | $0 | $2,555 | $0 | $0 | $2,555 |
| 01511002-51110 | BHES-Classroom-Specialists | $573,189 | $0 | $573,189 | $0 | $0 | $573,189 |
| 01512220-51110 | BHES Library-Teachers-Salaries | $100,629 | $0 | $100,629 | $0 | $0 | $100,629 |
| 01512220-56420 | BHES-Library-Books & Media | $5,110 | $0 | $5,110 | $0 | $7,147 | ($2,037) |
| 01512220-56425 | BHES-Library-Periodicals | $1,022 | $0 | $1,022 | $0 | $0 | $1,022 |
| 01512220-56901 | BHES-Library-Supplies | $2,044 | $0 | $2,044 | $0 | $2,324 | ($280) |
| 01512220-57302 | BHES-Library-Equipment Instructional | $2,044 | $0 | $2,044 | $0 | $0 | $2,044 |
| 01512400-51113 | BHES-Admin-Principal | $185,622 | $0 | $185,622 | $14,279 | $171,343 | ($0) |
| 01512400-51120 | BHES-Admin-Paras | $20,789 | $0 | $20,789 | $0 | $20,789 | $0 |
| 01512400-51130 | BHES-Admin-Secy 12 Mth | $66,169 | $0 | $66,169 | $5,050 | $60,595 | $524 |
| 01512400-51131 | BHES-Admin-Secy 10 Mth | $42,344 | $0 | $42,344 | $0 | $42,344 | $0 |
| 01512400-51135 | BHES-Admin-Clerical Xtra Time | $0 | $0 | $0 | $0 | $0 | $0 |
| 01512400-54900 | BHES-Admin-Other Purch'd Svcs | $300 | $0 | $300 | $0 | $0 | $300 |
| 01512400-55800 | BHES-Admin-Professional Devt | $500 | $0 | $500 | $0 | $0 | $500 |
| 01512400-56110 | BHES-Admin-Office Supplies | $4,088 | $0 | $4,088 | $0 | $0 | $4,088 |
| 01512400-58900 | BHES-Admin-Dues & Fees | $550 | $0 | $550 | $0 | $0 | $550 |
| | **Total Booth Hill School** | **$3,460,506** | **$0** | **$3,460,506** | **$19,328** | **$396,861** | **$3,044,316** |
| 01521001-51110 | FTES-Classroom-Teachers | $2,089,770 | $0 | $2,089,770 | $0 | $0 | $2,089,770 |
| 01521001-51120 | FTES-Classroom-Instructional Aides | $58,731 | $0 | $58,731 | $0 | $58,731 | ($0) |
| 01521001-55500 | FTES-Classroom-Interns | $32,500 | $0 | $32,500 | $0 | $0 | $32,500 |
| 01521001-56111 | FTES-Classroom Supplies | $30,300 | $0 | $30,300 | $515 | $7,673 | $22,113 |
| 01521001-56411 | FTES-Classroom-Text & Workbooks | $35,350 | $0 | $35,350 | $0 | $31,050 | $4,300 |
| 01521001-57301 | FTES-Classroom-Equipment Instructional | $2,525 | $0 | $2,525 | $0 | $0 | $2,525 |
| 01521001-57308 | FTES-Classroom-Furniture | $2,525 | $0 | $2,525 | $0 | $208 | $2,317 |
| 01521002-51110 | FTES-Classroom-Specialists | $793,772 | $0 | $793,772 | $0 | $0 | $793,772 |
| 01522220-51110 | FTES Library-Teachers-Salaries | $109,425 | $0 | $109,425 | $0 | $0 | $109,425 |
| 01522220-56420 | FTES-Library-Books & Media | $5,050 | $0 | $5,050 | $0 | $2,981 | $2,069 |
| 01522220-56425 | FTES-Library-Periodicals | $1,010 | $0 | $1,010 | $0 | $0 | $1,010 |
| 01522220-56901 | FTES-Library-Supplies | $2,020 | $0 | $2,020 | $0 | $988 | $1,032 |

**Trumbull Board of Education Expense vs Budget Detail**
**By Location**
**Report for the Period Ended 7/31/2023**

| Account # | Account Description | Budget Original | Budget Transfers | Budget Revised | July Expended | Committed/ Estimates | Available/ (Over) |
|---|---|---|---|---|---|---|---|
| 01522220-57302 | FTES-Library-Equipment Instructional | $2,020 | $0 | $2,020 | $0 | $0 | $2,020 |
| 01522400-51113 | FTES-Admin-Principal/Asst Principal | $331,644 | $0 | $331,644 | $21,018 | $252,217 | $58,409 |
| 01522400-51120 | FTES-Admin-Paras | $41,287 | $0 | $41,287 | $0 | $0 | $41,287 |
| 01522400-51130 | FTES-Admin-Secy 12 Mth | $66,449 | $0 | $66,449 | $5,050 | $60,595 | $804 |
| 01522400-51131 | FTES-Admin-Secy 10 Mth | $43,236 | $0 | $43,236 | $0 | $42,736 | $500 |
| 01522400-51135 | FTES-Admin-Clerical Xtra Time | $0 | $0 | $0 | $83 | $0 | ($83) |
| 01522400-54900 | FTES-Admin-Other Purch'd Svcs | $300 | $0 | $300 | $0 | $0 | $300 |
| 01522400-55800 | FTES-Admin-Professional Devt | $500 | $0 | $500 | $0 | $0 | $500 |
| 01522400-56110 | FTES-Admin-Office Supplies | $4,040 | $0 | $4,040 | $0 | $118 | $3,922 |
| 01522400-58900 | FTES-Admin-Dues & Fees | $0 | $0 | $0 | $0 | $0 | $0 |
| | **Total Frenchtown School** | **$3,652,453** | **$0** | **$3,652,453** | **$26,665** | **$457,297** | **$3,168,491** |
| 01531001-51110 | DFES-Classroom-Teachers | $2,300,699 | $0 | $2,300,699 | $0 | $0 | $2,300,699 |
| 01531001-51120 | DFES-Classroom-Instructional Aides | $51,700 | $0 | $51,700 | $0 | $51,700 | $0 |
| 01531001-55500 | DFES-Classroom-Interns | $32,500 | $0 | $32,500 | $0 | $0 | $32,500 |
| 01531001-56111 | DFES-Classroom Supplies | $29,340 | $0 | $29,340 | $0 | $18,438 | $10,902 |
| 01531001-56411 | DFES-Classroom-Text & Workbooks | $34,230 | $0 | $34,230 | $0 | $29,764 | $4,466 |
| 01531001-57301 | DFES-Classroom-Equipment Instructional | $2,445 | $0 | $2,445 | $0 | $0 | $2,445 |
| 01531001-57308 | DFES-Classroom-Furniture | $2,445 | $0 | $2,445 | $0 | $0 | $2,445 |
| 01531002-51110 | DFES-Classroom-Specialists | $639,188 | $0 | $639,188 | $0 | $0 | $639,188 |
| 01532220-51110 | DFES Library-Teachers-Salaries | $86,505 | $0 | $86,505 | $0 | $0 | $86,505 |
| 01532220-56420 | DFES-Library-Books & Media | $4,890 | $0 | $4,890 | $0 | $6,282 | ($1,392) |
| 01532220-56425 | DFES-Library-Periodicals | $978 | $0 | $978 | $0 | $0 | $978 |
| 01532220-56901 | DFES-Library-Supplies | $1,956 | $0 | $1,956 | $0 | $227 | $1,729 |
| 01532220-57302 | DFES-Library-Equipment Instructional | $1,956 | $0 | $1,956 | $0 | $0 | $1,956 |
| 01532400-51113 | DFES-Admin-Principal | $185,622 | $0 | $185,622 | $14,279 | $171,343 | ($0) |
| 01532400-51120 | DFES-Admin-Paras | $20,351 | $0 | $20,351 | $0 | $20,351 | $0 |
| 01532400-51130 | DFES-Admin-Secy 12 Mth | $66,499 | $0 | $66,499 | $5,050 | $60,595 | $854 |
| 01532400-51131 | DFES-Admin-Secy 10 Mth | $42,344 | $0 | $42,344 | $0 | $42,344 | $0 |
| 01532400-51135 | DFES-Admin-Clerical Xtra Time | $0 | $0 | $0 | $12 | $0 | ($12) |
| 01532400-54900 | DFES-Admin-Other Purch'd Svcs | $300 | $0 | $300 | $0 | $0 | $300 |
| 01532400-55800 | DFES-Admin-Professional Devt | $500 | $0 | $500 | $0 | $0 | $500 |
| 01532400-56110 | DFES-Admin-Office Supplies | $3,912 | $0 | $3,912 | $0 | $2,400 | $1,512 |
| 01532400-58900 | DFES-Admin-Dues & Fees | $500 | $0 | $500 | $0 | $0 | $500 |
| | **Total Daniels Farm School** | **$3,508,861** | **$0** | **$3,508,861** | **$19,340** | **$403,447** | **$3,086,075** |
| 01541001-51110 | MBES-Classroom-Teachers | $2,327,473 | $0 | $2,327,473 | $0 | $0 | $2,327,473 |
| 01541001-51120 | MBES-Classroom-Instructional Aides | $51,785 | $0 | $51,785 | $0 | $51,785 | $0 |
| 01541001-55500 | MBES-Classroom-Interns | $32,500 | $0 | $32,500 | $0 | $0 | $32,500 |
| 01541001-56111 | MBES-Classroom Supplies | $30,480 | $0 | $30,480 | $0 | $27,088 | $3,392 |
| 01541001-56411 | MBES-Classroom-Text & Workbooks | $35,560 | $0 | $35,560 | $0 | $35,560 | $0 |
| 01541001-57301 | MBES-Classroom-Equipment Instructional | $2,540 | $0 | $2,540 | $0 | $0 | $2,540 |
| 01541001-57308 | MBES-Classroom-Furniture | $2,540 | $0 | $2,540 | $0 | $1,109 | $1,431 |
| 01541002-51110 | MBES-Classroom-Specialists | $751,484 | $0 | $751,484 | $0 | $0 | $751,484 |
| 01542220-51110 | MBES Library-Teachers-Salaries | $118,741 | $0 | $118,741 | $0 | $0 | $118,741 |
| 01542220-56420 | MBES-Library-Books & Media | $5,080 | $0 | $5,080 | $0 | $1,990 | $3,090 |
| 01542220-56425 | MBES-Library-Periodicals | $1,016 | $0 | $1,016 | $0 | $811 | $205 |
| 01542220-56901 | MBES-Library-Supplies | $2,032 | $0 | $2,032 | $0 | $544 | $1,488 |
| 01542220-57302 | MBES-Library-Equipment Instructional | $2,032 | $0 | $2,032 | $0 | $1,116 | $916 |
| 01542400-51113 | MBES-Admin-Principal | $327,262 | $0 | $327,262 | $18,772 | $225,259 | $83,231 |
| 01542400-51120 | MBES-Admin-Paras | $12,893 | $0 | $12,893 | $0 | $12,893 | ($0) |
| 01542400-51130 | MBES-Admin-Secy 12 Mth | $65,899 | $0 | $65,899 | $5,050 | $60,595 | $254 |
| 01542400-51131 | MBES-Admin-Secy 10 Mth | $37,234 | $0 | $37,234 | $0 | $37,234 | $0 |
| 01542400-51135 | MBES-Admin-Clerical Xtra Time | $0 | $0 | $0 | $0 | $0 | $0 |
| 01542400-54900 | MBES-Admin-Other Purch'd Svcs | $0 | $0 | $0 | $0 | $0 | $0 |
| 01542400-55800 | MBES-Admin-Professional Devt | $500 | $0 | $500 | $0 | $0 | $500 |
| 01542400-56110 | MBES-Admin-Office Supplies | $5,000 | $0 | $5,000 | $0 | $311 | $4,689 |
| 01542400-58900 | MBES-Admin-Dues & Fees | $100 | $0 | $100 | $0 | $0 | $100 |
| | **Total Middlebrook School** | **$3,812,151** | **$0** | **$3,812,151** | **$23,821** | **$456,294** | **$3,332,036** |
| 01551001-51110 | JRES-Classroom-Teachers | $2,074,856 | $0 | $2,074,856 | $0 | $0 | $2,074,856 |
| 01551001-51120 | JRES-Classroom-Instructional Aides | $56,641 | $0 | $56,641 | $0 | $56,641 | $0 |
| 01551001-55500 | JRES-Classroom-Interns | $32,500 | $0 | $32,500 | $0 | $0 | $32,500 |
| 01551001-56111 | JRES-Classroom Supplies | $27,240 | $0 | $27,240 | $0 | $16,492 | $10,748 |

**Trumbull Board of Education Expense vs Budget Detail**
**By Location**
**Report for the Period Ended 7/31/2023**

| Account # | Account Description | Budget Original | Budget Transfers | Budget Revised | July Expended | Committed/ Estimates | Available/ (Over) |
|---|---|---|---|---|---|---|---|
| 01551001-56411 | JRES-Classroom-Text & Workbooks | $31,780 | $0 | $31,780 | $0 | $25,359 | $6,421 |
| 01551001-57301 | JRES-Classroom-Equipment Instructional | $2,270 | $0 | $2,270 | $0 | $0 | $2,270 |
| 01551001-57308 | JRES-Classroom-Furniture | $2,270 | $0 | $2,270 | $0 | $0 | $2,270 |
| 01551002-51110 | JRES-Classroom-Specialists | $657,252 | $0 | $657,252 | $0 | $0 | $657,252 |
| 01552220-51110 | JRES Library-Teachers-Salaries | $94,423 | $0 | $94,423 | $0 | $0 | $94,423 |
| 01552220-56420 | JRES-Library-Books & Media | $4,540 | $0 | $4,540 | $0 | $2,556 | $1,984 |
| 01552220-56425 | JRES-Library-Periodicals | $908 | $0 | $908 | $0 | $408 | $500 |
| 01552220-56901 | JRES-Library-Supplies | $1,816 | $0 | $1,816 | $0 | $909 | $907 |
| 01552220-57302 | JRES-Library-Equipment Instructional | $1,816 | $0 | $1,816 | $0 | $0 | $1,816 |
| 01552400-51113 | JRES-Admin-Principal | $180,055 | $0 | $180,055 | $13,850 | $166,205 | $0 |
| 01552400-51120 | JRES-Admin-Paras | $23,292 | $0 | $23,292 | $0 | $23,292 | ($0) |
| 01552400-51130 | JRES-Admin-Secy 12 Mth | $66,499 | $0 | $66,499 | $5,050 | $60,595 | $854 |
| 01552400-51131 | JRES-Admin-Secy 10 Mth | $42,344 | $0 | $42,344 | $0 | $42,344 | $0 |
| 01552400-51135 | JRES-Admin-Clerical Xtra Time | $500 | $0 | $500 | $0 | $0 | $500 |
| 01552400-54900 | JRES-Admin-Other Purch'd Svcs | $500 | $0 | $500 | $0 | $0 | $500 |
| 01552400-55800 | JRES-Admin-Professional Devt | $500 | $0 | $500 | $0 | $0 | $500 |
| 01552400-56110 | JRES-Admin-Office Supplies | $3,632 | $0 | $3,632 | $0 | $877 | $2,755 |
| 01552400-58900 | JRES-Admin-Dues & Fees | $550 | $0 | $550 | $0 | $0 | $550 |
| | **Total Jane Ryan School** | **$3,306,185** | **$0** | **$3,306,185** | **$18,900** | **$395,678** | **$2,891,607** |
| 01581001-51110 | TES-Classroom-Teachers | $2,041,177 | $0 | $2,041,177 | $0 | $0 | $2,041,177 |
| 01581001-51120 | TES-Classroom-Instructional Aides | $58,731 | $0 | $58,731 | $0 | $58,731 | ($0) |
| 01581001-55500 | TES-Classroom-Interns | $32,500 | $0 | $32,500 | $0 | $0 | $32,500 |
| 01581001-56111 | TES-Classroom Supplies | $26,320 | $0 | $26,320 | $3,698 | $11,509 | $11,113 |
| 01581001-56411 | TES-Classroom-Text & Workbooks | $29,540 | $0 | $29,540 | $1,297 | $26,028 | $2,215 |
| 01581001-57301 | TES-Classroom-Equipment Instructional | $2,110 | $0 | $2,110 | $104 | $0 | $2,006 |
| 01581001-57308 | TES-Classroom-Furniture | $2,110 | $0 | $2,110 | $1,159 | $450 | $501 |
| 01581002-51110 | TES-Classroom-Specialists | $586,403 | $0 | $586,403 | $0 | $0 | $586,403 |
| 01582220-51110 | TES Library-Teachers-Salaries | $94,423 | $0 | $94,423 | $0 | $0 | $94,423 |
| 01582220-56420 | TES-Library-Books & Media | $4,220 | $0 | $4,220 | $0 | $1,402 | $2,818 |
| 01582220-56425 | TES-Library-Periodicals | $844 | $0 | $844 | $0 | $289 | $555 |
| 01582220-56901 | TES-Library-Supplies | $1,688 | $0 | $1,688 | $0 | $1,010 | $678 |
| 01582220-57302 | TES-Library-Equipment Instructional | $1,688 | $0 | $1,688 | $0 | $1,593 | $95 |
| 01582400-51113 | TSES-Admin-Principal | $185,622 | $0 | $185,622 | $14,279 | $171,343 | ($0) |
| 01582400-51120 | TES-Admin-Paras | $23,466 | $0 | $23,466 | $0 | $23,466 | $0 |
| 01582400-51130 | TES-Admin-Secy 12 Mth | $66,189 | $0 | $66,189 | $5,050 | $60,595 | $544 |
| 01582400-51131 | TES-Admin-Secy 10 Mth | $42,344 | $0 | $42,344 | $0 | $42,344 | ($0) |
| 01582400-51135 | TES-Admin-Clerical Xtra Time | $500 | $0 | $500 | $12 | $0 | $488 |
| 01582400-54900 | TES-Admin-Other Purch'd Svcs | $300 | $0 | $300 | $0 | $0 | $300 |
| 01582400-55800 | TES-Admin-Professional Devt | $500 | $0 | $500 | $0 | $0 | $500 |
| 01582400-56110 | TES-Admin-Office Supplies | $3,376 | $0 | $3,376 | $0 | $611 | $2,765 |
| 01582400-58900 | TES-Admin-Dues & Fees | $500 | $0 | $500 | $139 | $0 | $361 |
| | **Total Tashua School** | **$3,204,551** | **$0** | **$3,204,551** | **$25,737** | **$399,372** | **$2,779,442** |
| 01611001-51110 | HMS-Classroom-Teacher Salaries | $3,830,784 | $0 | $3,830,784 | $0 | $0 | $3,830,784 |
| 01611001-51111 | HMS-Teacher Specialists | $118,741 | $0 | $118,741 | $0 | $0 | $118,741 |
| 01611001-55500 | HMS-Classroom-Interns | $48,750 | $0 | $48,750 | $0 | $0 | $48,750 |
| 01611001-56111 | HMS-Classroom-Classroom Supplies | $32,938 | $0 | $32,938 | $365 | $3,305 | $29,268 |
| 01611001-56411 | HMS-Classroom-Text & Workbooks | $16,852 | $0 | $16,852 | $0 | $10,795 | $6,057 |
| 01611001-57301 | HMS-Classroom-Equipment Instructional | $3,064 | $0 | $3,064 | $0 | $2,350 | $714 |
| 01611001-57308 | HMS-Classroom-Furniture | $383 | $0 | $383 | $0 | $0 | $383 |
| 01611016-51110 | HMS-Music-Teacher Salaries | $339,837 | $0 | $339,837 | $0 | $0 | $339,837 |
| 01611016-54900 | HMS-Music-Other Purch'd Property Svcs | $1,200 | $0 | $1,200 | $0 | $0 | $1,200 |
| 01611016-56111 | HMS-Music-Classroom Supplies | $2,250 | $0 | $2,250 | $0 | $0 | $2,250 |
| 01611016-57301 | HMS-Music-Equipment Instructional | $3,300 | $0 | $3,300 | $0 | $0 | $3,300 |
| 01611019-51110 | HMS-PE/Health-Teacher Salaries | $351,217 | $0 | $351,217 | $0 | $0 | $351,217 |
| 01611019-56111 | HMS-PE/Health-Classroom Supplies | $3,420 | $0 | $3,420 | $0 | $0 | $3,420 |
| 01612120-51110 | HMS-Guidance-Teacher Salaries | $302,655 | $0 | $302,655 | $0 | $0 | $302,655 |
| 01612120-51131 | HMS-Guidance-Secy 10 Mth | $52,113 | $0 | $52,113 | $0 | $52,113 | $0 |
| 01612120-51135 | HMS-Guidance-Clerical Xtra Time | $0 | $0 | $0 | $0 | $0 | $0 |
| 01612220-51110 | HMS-Library-Teacher Salaries | $118,741 | $0 | $118,741 | $0 | $0 | $118,741 |
| 01612220-51120 | HMS-Library-Paras | $0 | $0 | $0 | $0 | $0 | $0 |
| 01612220-56111 | HMS-Library-Supplies | $1,532 | $0 | $1,532 | $0 | $0 | $1,532 |
| 01612220-56420 | HMS-Library-Books & Media | $2,298 | $0 | $2,298 | $0 | $0 | $2,298 |

**Trumbull Board of Education Expense vs Budget Detail**
**By Location**
**Report for the Period Ended 7/31/2023**

| Account # | Account Description | Budget Original | Budget Transfers | Budget Revised | July Expended | Committed/ Estimates | Available/ (Over) |
|---|---|---|---|---|---|---|---|
| 01612220-56425 | HMS-Library-Periodicals | $2,298 | $0 | $2,298 | $0 | $0 | $2,298 |
| 01612220-57302 | HMS-Library-Equipment Instructional | $1,532 | $0 | $1,532 | $0 | $0 | $1,532 |
| 01612400-51110 | HMS-Admin-Teacher Xtra days | $0 | $0 | $0 | $0 | $0 | $0 |
| 01612400-51113 | HMS-Admin-Principal/Asst Principal | $343,627 | $0 | $343,627 | $26,433 | $317,194 | ($0) |
| 01612400-51120 | HMS-Admin-Admin Para | $13,185 | $0 | $13,185 | $0 | $13,185 | ($0) |
| 01612400-51130 | HMS-Admin-Secy 12 Mth | $66,189 | $0 | $66,189 | $5,050 | $60,595 | $544 |
| 01612400-51131 | HMS-Admin-Secy 10 Mth | $43,112 | $0 | $43,112 | $0 | $43,112 | $0 |
| 01612400-51135 | HMS-Admin-Clerical Xtra Time | $0 | $0 | $0 | $0 | $0 | $0 |
| 01612400-54900 | HMS-Classroom-Other Purch'd Svcs | $1,700 | $0 | $1,700 | $0 | $0 | $1,700 |
| 01612400-55800 | HMS-Admin-Professional Devt | $1,000 | $0 | $1,000 | $0 | $0 | $1,000 |
| 01612400-55906 | HMS-Classroom-Printing | $0 | $0 | $0 | $0 | $0 | $0 |
| 01612400-56110 | HMS-Admin-Office Supplies | $6,128 | $0 | $6,128 | $0 | $0 | $6,128 |
| 01612400-57301 | HMS-Admin-Equipment | $1,000 | $0 | $1,000 | $0 | $0 | $1,000 |
| 01612400-58900 | HMS-Admin-Dues & Fees | $1,200 | $0 | $1,200 | $590 | $0 | $610 |
| 01613202-51116 | HMS-Activities-Advisors | $45,000 | $0 | $45,000 | $0 | $45,000 | $0 |
| 01613202-53301 | HMS-Activities-Police | $0 | $0 | $0 | $0 | $0 | $0 |
| 01613202-56119 | HMS-Activities-Supplies | $4,000 | $0 | $4,000 | $0 | $0 | $4,000 |
| | **Total Hillcrest Middle School** | **$5,760,046** | **$0** | **$5,760,046** | **$32,438** | **$547,650** | **$5,179,959** |
| 01621001-51110 | MMS-Classroom-Teacher Salaries | $4,343,480 | $0 | $4,343,480 | $0 | $0 | $4,343,480 |
| 01621001-51111 | MMS-Teacher Specialists | $81,532 | $0 | $81,532 | $0 | $0 | $81,532 |
| 01621001-55500 | MMS-Classroom-Interns | $48,750 | $0 | $48,750 | $0 | $0 | $48,750 |
| 01621001-56111 | MMS-Classroom-Classroom Supplies | $34,443 | $0 | $34,443 | $0 | $1,039 | $33,404 |
| 01621001-56411 | MMS-Classroom-Text & Workbooks | $17,622 | $0 | $17,622 | $13,055 | $1,616 | $2,951 |
| 01621001-57301 | MMS-Classroom-Equipment Instructional | $3,204 | $0 | $3,204 | $0 | $0 | $3,204 |
| 01621001-57308 | MMS-Classroom-Furniture | $401 | $0 | $401 | $0 | $0 | $401 |
| 01621016-51110 | MMS-Music-Teacher Salaries | $310,541 | $0 | $310,541 | $0 | $0 | $310,541 |
| 01621016-54900 | MMS-Music-Other Purch'd Property Svcs | $1,000 | $0 | $1,000 | $0 | $0 | $1,000 |
| 01621016-56111 | MMS-Music-Classroom Supplies | $2,500 | $0 | $2,500 | $0 | $0 | $2,500 |
| 01621016-56411 | MMS-Music-Text & Workbooks | $0 | $0 | $0 | $0 | $0 | $0 |
| 01621016-57301 | MMS-Music-Equipment Instructional | $3,500 | $0 | $3,500 | $0 | $0 | $3,500 |
| 01621019-51110 | MMS-PE/Health-Teacher Salaries | $392,553 | $0 | $392,553 | $0 | $0 | $392,553 |
| 01621019-56111 | MMS-PE/Health-Classroom Supplies | $2,500 | $0 | $2,500 | $0 | $0 | $2,500 |
| 01622120-51110 | MMS-Guidance-Teacher Salaries | $313,716 | $0 | $313,716 | $0 | $0 | $313,716 |
| 01622120-51131 | MMS-Guidance-Secy 10 Mth | $53,101 | $0 | $53,101 | $0 | $52,601 | $500 |
| 01622120-51135 | MMS-Guidance-Clerical Xtra Time | $0 | $0 | $0 | $0 | $0 | $0 |
| 01622220-51110 | MMS-Library-Teacher Salaries | $118,741 | $0 | $118,741 | $0 | $0 | $118,741 |
| 01622220-51120 | MMS-Library-Paras | $0 | $0 | $0 | $0 | $0 | $0 |
| 01622220-56420 | MMS-Library-Books & Media | $2,403 | $0 | $2,403 | $0 | $1,134 | $1,269 |
| 01622220-56425 | MMS-Library-Periodicals | $2,402 | $0 | $2,402 | $0 | $238 | $2,164 |
| 01622220-56901 | MMS-Library-Supplies | $1,602 | $0 | $1,602 | $0 | $847 | $755 |
| 01622220-57302 | MMS-Library-Equipment Instructional | $1,602 | $0 | $1,602 | $0 | $0 | $1,602 |
| 01622400-51110 | MMS-Admin-Teacher Xtra days | $0 | $0 | $0 | $0 | $0 | $0 |
| 01622400-51113 | MMS-Admin-Principal/Asst Principal | $357,132 | $0 | $357,132 | $27,472 | $329,660 | ($0) |
| 01622400-51120 | MMS-Admin-Admin Para | $13,783 | $0 | $13,783 | $0 | $13,783 | ($0) |
| 01622400-51130 | MMS-Admin-Secy 12 Mth | $65,899 | $0 | $65,899 | $5,061 | $60,595 | $242 |
| 01622400-51131 | MMS-Admin-Secy 10 Mth | $52,113 | $0 | $52,113 | $0 | $42,502 | $9,611 |
| 01622400-51135 | MMS-Admin-Clerical Xtra Time | $0 | $0 | $0 | $0 | $0 | $0 |
| 01622400-54900 | MMS-Classroom-Other Purch'd Svcs | $1,500 | $0 | $1,500 | $0 | $20 | $1,480 |
| 01622400-55800 | MMS-Admin-Professional Devt | $1,000 | $0 | $1,000 | $0 | $0 | $1,000 |
| 01622400-55906 | MMS-Classroom-Printing | $0 | $0 | $0 | $0 | $0 | $0 |
| 01622400-56110 | MMS-Admin-Office Supplies | $6,408 | $0 | $6,408 | $0 | $0 | $6,408 |
| 01622400-57301 | MMS-Admin-Equipment | $500 | $0 | $500 | $0 | $0 | $500 |
| 01622400-58900 | MMS-Admin-Dues & Fees | $800 | $0 | $800 | $0 | $0 | $800 |
| 01623202-51116 | MMS-Activities-Advisors | $45,000 | $0 | $45,000 | $0 | $45,000 | $0 |
| 01623202-53301 | MMS-Activities-Police | $800 | $0 | $800 | $0 | $0 | $800 |
| 01623202-56119 | MMS-Activities-Supplies | $2,500 | $0 | $2,500 | $385 | $0 | $2,115 |
| | **Total Madison Middle School** | **$6,283,028** | **$0** | **$6,283,028** | **$45,973** | **$549,037** | **$5,688,019** |
| 01711001-51110 | THS-Classroom-Teacher Salaries | $11,554,051 | $0 | $11,554,051 | $0 | $0 | $11,554,051 |
| 01711001-51111 | THS-Teacher Specialists | $122,146 | $0 | $122,146 | $0 | $0 | $122,146 |
| 01711001-54900 | THS-Classroom-Other Purch'd Property Svcs | $0 | $0 | $0 | $0 | $0 | $0 |
| 01711001-55800 | THS-Classroom-Professional Devt | $0 | $0 | $0 | $0 | $0 | $0 |
| 01711001-56111 | THS-Classroom-Classroom Supplies | $32,000 | $0 | $32,000 | $0 | $0 | $32,000 |

**Trumbull Board of Education Expense vs Budget Detail**
**By Location**
**Report for the Period Ended 7/31/2023**

| Account # | Account Description | Budget Original | Budget Transfers | Budget Revised | July Expended | Committed/ Estimates | Available/ (Over) |
|---|---|---|---|---|---|---|---|
| 01711001-57301 | THS-Classroom-Equipment | $0 | $0 | $0 | $0 | $0 | $0 |
| 01711002-55800 | THS-Art-Professional Devt | $0 | $0 | $0 | $0 | $0 | $0 |
| 01711002-56112 | THS-Art-Supplies | $18,020 | $0 | $18,020 | $444 | $5,960 | $11,616 |
| 01711002-57301 | THS-Art-Equipment Instructional | $8,500 | $0 | $8,500 | $0 | $950 | $7,550 |
| 01711003-51110 | THS-Admin-Detention Duty | $0 | $0 | $0 | $0 | $0 | $0 |
| 01711003-56112 | THS-Business Ed-Supplies | $1,700 | $0 | $1,700 | $0 | $2,079 | ($379) |
| 01711003-56411 | THS-Business Ed-Text & Workbooks | $11,700 | $0 | $11,700 | $4,500 | $6,676 | $525 |
| 01711003-57301 | THS-Business Ed-Equipment Instructional | $0 | $0 | $0 | $0 | $0 | $0 |
| 01711006-51110 | THS-Ag Science-Teachers Salaries | $631,145 | $0 | $631,145 | $0 | $0 | $631,145 |
| 01711006-51114 | THS-Ag Science-Director | $81,117 | $0 | $81,117 | $6,324 | $75,892 | ($1,100) |
| 01711006-51129 | THS-Ag Science-Misc Salaries | $6,000 | $0 | $6,000 | $198 | $0 | $5,802 |
| 01711006-51131 | THS-Ag Science-Secy 10 Mths | $39,803 | $0 | $39,803 | $0 | $39,453 | $350 |
| 01711006-51135 | THS-Ag Science-Secy Xtra Time | $459 | $0 | $459 | $0 | $0 | $459 |
| 01711006-54300 | THS-Ag Science-Repairs & Svc Fees | $3,000 | $0 | $3,000 | $103 | $4,547 | ($1,650) |
| 01711006-54900 | THS-Ag Science-Other Purch'd Prop Svcs | $3,000 | $0 | $3,000 | $0 | $0 | $3,000 |
| 01711006-55809 | THS-Ag Science-Transportation | $2,629 | $0 | $2,629 | $0 | $2,000 | $629 |
| 01711006-55906 | THS-Ag Science-Printing | $1,500 | $0 | $1,500 | $0 | $0 | $1,500 |
| 01711006-56112 | THS-Ag Science-Supplies | $31,000 | $0 | $31,000 | $439 | $30,561 | $0 |
| 01711006-56411 | THS-Ag Science-Text & Workbooks | $1,074 | $0 | $1,074 | $0 | $0 | $1,074 |
| 01711006-57301 | THS-Ag Science-Equipment Instructional | $969 | $0 | $969 | $0 | $0 | $969 |
| 01711006-58900 | THS-Ag Science-Dues & Fees | $4,899 | $0 | $4,899 | $0 | $1,000 | $3,899 |
| 01711010-56112 | THS-English-Supplies | $1,030 | $0 | $1,030 | $0 | $0 | $1,030 |
| 01711010-56411 | THS-English-Text & Workbooks | $19,000 | $0 | $19,000 | $0 | $477 | $18,523 |
| 01711011-51110 | THS-World Language-Teacher Salaries | $0 | $0 | $0 | $0 | $0 | $0 |
| 01711011-55800 | THS-World Language-Professional Devt | $0 | $0 | $0 | $0 | $0 | $0 |
| 01711011-56112 | THS-World Language-Supplies | $1,600 | $0 | $1,600 | $0 | $0 | $1,600 |
| 01711011-56411 | THS-World Language-Text & Workbooks | $12,500 | $0 | $12,500 | $0 | $0 | $12,500 |
| 01711011-57301 | THS-World Language-Equipment Instructional | $13,000 | $0 | $13,000 | $0 | $7,543 | $5,457 |
| 01711013-56112 | THS-Family Consumer Science-Supplies | $14,600 | $0 | $14,600 | $0 | $2,057 | $12,543 |
| 01711013-56411 | THS-Family Consumer Science-Text & Workbooks | $0 | $0 | $0 | $0 | $0 | $0 |
| 01711013-57301 | THS-Family Consumer Science-Equipment Instructional | $2,000 | $0 | $2,000 | $0 | $950 | $1,050 |
| 01711014-54900 | THS-Technology Education-Other Purch'd Prop Svcs | $0 | $0 | $0 | $0 | $0 | $0 |
| 01711014-56112 | THS-Technology Education-Supplies | $22,000 | $0 | $22,000 | $0 | $2,850 | $19,150 |
| 01711014-57301 | THS-Technology Education-Equipment Instructional | $2,000 | $0 | $2,000 | $0 | $0 | $2,000 |
| 01711015-56112 | THS-Mathematics-Supplies | $1,550 | $0 | $1,550 | $0 | $0 | $1,550 |
| 01711015-56411 | THS-Mathematics-Text & Workbooks | $4,000 | $0 | $4,000 | $0 | $1,248 | $2,752 |
| 01711016-51110 | THS-Music-Teacher Salaries | $280,483 | $0 | $280,483 | $0 | $0 | $280,483 |
| 01711016-51116 | THS-Music-Directors | $0 | $0 | $0 | $0 | $0 | $0 |
| 01711016-53300 | THS-Music-Other Professional Svcs | $47,575 | $0 | $47,575 | $0 | $950 | $46,625 |
| 01711016-54201 | THS-Music-Uniform Cleaning | $1,500 | $0 | $1,500 | $0 | $0 | $1,500 |
| 01711016-55809 | THS-Music-Transportation | $20,000 | $0 | $20,000 | $0 | $6,000 | $14,000 |
| 01711016-56112 | THS-Music-Supplies | $5,400 | $0 | $5,400 | $0 | $950 | $4,450 |
| 01711016-57301 | THS-Music-Equipment Instructional | $3,000 | $0 | $3,000 | $0 | $453 | $2,547 |
| 01711019-51110 | THS-PE/Health-Teacher Salaries | $835,915 | $0 | $835,915 | $0 | $0 | $835,915 |
| 01711019-56112 | THS-PE/Health-Supplies | $2,700 | $0 | $2,700 | $119 | $990 | $1,591 |
| 01711019-56411 | THS-PE/Health-Text & Workbooks | $500 | $0 | $500 | $0 | $0 | $500 |
| 01711019-57301 | THS-PE/Health-Equipment Instructional | $3,500 | $0 | $3,500 | $0 | $989 | $2,511 |
| 01711019-58900 | THS-PE/Health-Dues & Fees | $0 | $0 | $0 | $0 | $0 | $0 |
| 01711022-51110 | THS-Alternate School-Teachers Salaries | $415,242 | $0 | $415,242 | $0 | $0 | $415,242 |
| 01711022-51131 | THS-Alternate School-Secy 10 Mths | $0 | $0 | $0 | $0 | $0 | $0 |
| 01711022-55809 | THS-Alternate School-Field Trips | $0 | $0 | $0 | $0 | $0 | $0 |
| 01711022-56112 | THS-Alternate School-Supplies | $0 | $0 | $0 | $0 | $0 | $0 |
| 01711022-56411 | THS-Alternate School-Text & Workbooks | $2,290 | $0 | $2,290 | $0 | $0 | $2,290 |
| 01711027-56112 | THS-Science-Supplies | $12,730 | $0 | $12,730 | $0 | $0 | $12,730 |
| 01711027-56411 | THS-Science-Text & Workbooks | $4,000 | $0 | $4,000 | $0 | $0 | $4,000 |
| 01711027-57301 | THS-Science-Equipment Instructional | $9,020 | $0 | $9,020 | $0 | $0 | $9,020 |
| 01711028-51110 | THS-Admin-Teacher Xtra Tme | $0 | $0 | $0 | $0 | $0 | $0 |
| 01711028-56112 | THS-Social Studies-Supplies | $880 | $0 | $880 | $0 | $0 | $880 |
| 01711028-56411 | THS-Social Studies-Text & Workbooks | $4,000 | $0 | $4,000 | $0 | $4,086 | ($86) |
| 01712120-51110 | THS-Guidance-Teacher Salaries | $1,383,546 | $0 | $1,383,546 | $0 | $0 | $1,383,546 |
| 01712120-51130 | THS-Guidance-Secy 12 Mths | $190,634 | $0 | $190,634 | $15,124 | $174,528 | $982 |
| 01712120-51135 | THS-Guidance-Clerical Xtra Time | $0 | $0 | $0 | $0 | $0 | $0 |
| 01712120-53220 | THS-Guidance-Career Guidance | $920 | $0 | $920 | $0 | $0 | $920 |
| 01712120-56112 | THS-Guidance-Supplies | $450 | $0 | $450 | $0 | $0 | $450 |

**Trumbull Board of Education Expense vs Budget Detail**
**By Location**
**Report for the Period Ended 7/31/2023**

| Account # | Account Description | Budget Original | Budget Transfers | Budget Revised | July Expended | Committed/ Estimates | Available/ (Over) |
|---|---|---|---|---|---|---|---|
| 01712120-56118 | THS-Guidance-Software | $0 | $0 | $0 | $0 | $0 | $0 |
| 01712120-56903 | THS-Guidance-Testing Materials | $650 | $0 | $650 | $0 | $0 | $650 |
| 01712120-58900 | THS-Guidance-Dues & Fees | $0 | $0 | $0 | $0 | $0 | $0 |
| 01712220-51110 | THS-Library-Teacher Salaries | $94,530 | $0 | $94,530 | $0 | $0 | $94,530 |
| 01712220-51130 | THS-Library-Secy 12 Mths | $0 | $0 | $0 | $121 | $0 | ($121) |
| 01712220-51131 | THS-Library-Secy 10 Mths | $0 | $0 | $0 | $0 | $0 | $0 |
| 01712220-51135 | THS-Library-Clerical Xtra Time | $0 | $0 | $0 | $0 | $0 | $0 |
| 01712220-56420 | THS-Library-Books & Media | $9,000 | $0 | $9,000 | $0 | $966 | $8,034 |
| 01712220-56425 | THS-Library-Periodicals | $2,060 | $0 | $2,060 | $0 | $749 | $1,311 |
| 01712220-56901 | THS-Library-Supplies | $2,540 | $0 | $2,540 | $0 | $0 | $2,540 |
| 01712220-57302 | THS-Library-Equipment Instructional | $775 | $0 | $775 | $0 | $425 | $350 |
| 01712220-58900 | THS-Library-Dues & Fees | $260 | $0 | $260 | $0 | $0 | $260 |
| 01712221-56112 | THS-Auditorium/Theater Tech-Supplies | $0 | $0 | $0 | $0 | $0 | $0 |
| 01712221-56900 | THS-Auditorium/Theater Tech-Parts & Maintenance | $1,750 | $0 | $1,750 | $0 | $0 | $1,750 |
| 01712221-57301 | THS-Auditorium/Theater Tech-Equipment Instructional | $4,000 | $0 | $4,000 | $0 | $0 | $4,000 |
| 01712400-51110 | THS-Detention-Teacher Salaries | $3,500 | $0 | $3,500 | $0 | $0 | $3,500 |
| 01712400-51113 | THS-Admin-Principals | $890,802 | $0 | $890,802 | $54,246 | $650,954 | $185,602 |
| 01712400-51120 | THS-L/W-Paras | $82,724 | $0 | $82,724 | $0 | $82,724 | ($0) |
| 01712400-51130 | THS-Admin-Secy 12 Mth | $122,919 | $0 | $122,919 | $9,359 | $114,998 | ($1,439) |
| 01712400-51131 | THS-Admin-Secy 10 Mth | $156,828 | $0 | $156,828 | $0 | $146,624 | $10,203 |
| 01712400-51135 | THS-Admin-Clerical Xtra Time | $250 | $0 | $250 | $0 | $0 | $250 |
| 01712400-53301 | THS-Admin-Police Services | $65,000 | $0 | $65,000 | $0 | $0 | $65,000 |
| 01712400-55800 | THS-Admin-Professional Devt | $2,000 | $0 | $2,000 | $0 | $0 | $2,000 |
| 01712400-55901 | THS-Admin-Other Purch'd Svcs | $2,000 | $0 | $2,000 | $0 | $79 | $1,921 |
| 01712400-55906 | THS-Admin-Printing | $7,000 | $0 | $7,000 | $0 | $8,530 | ($1,530) |
| 01712400-56110 | THS-Admin-Office Supplies | $4,000 | $0 | $4,000 | $0 | $3,488 | $512 |
| 01712400-56116 | THS-Admin-Supplies | $7,750 | $0 | $7,750 | $0 | $0 | $7,750 |
| 01712400-56270 | THS-Admin-Security Supplies | $2,250 | $0 | $2,250 | $0 | $0 | $2,250 |
| 01712400-56425 | THS-Admin-Periodicals | $750 | $0 | $750 | $0 | $0 | $750 |
| 01712400-56907 | THS-Admin-Graduation | $19,000 | $0 | $19,000 | $0 | $0 | $19,000 |
| 01712400-57301 | THS-Admin-Equipment | $0 | $0 | $0 | $0 | $0 | $0 |
| 01712400-57308 | THS-Admin-Office Furniture | $37,985 | $0 | $37,985 | $0 | $0 | $37,985 |
| 01712400-58900 | THS-Admin-Dues & Fees | $11,225 | $0 | $11,225 | $10,515 | $0 | $710 |
| 01713202-51116 | THS-Activities-Advisors | $129,863 | $0 | $129,863 | $0 | $129,863 | $0 |
| 01713202-55807 | THS-Activities-Competitions | $45,000 | $0 | $45,000 | $0 | $0 | $45,000 |
| 01713202-55906 | THS-Activities-Printing | $500 | $0 | $500 | $0 | $0 | $500 |
| 01713203-56906 | THS-Activities-Fees, Awards & Supplies | $1,500 | $0 | $1,500 | $0 | $0 | $1,500 |
| 01401000-55502 | THS-Classroom-Interns | $48,750 | $0 | $48,750 | $0 | $0 | $48,750 |
| | **Total Trumbull High School** | **$17,629,436** | **$0** | **$17,629,436** | **$101,493** | **$1,512,588** | **$16,015,355** |
| 01711019-51114 | Sports-Sports General-Director | $171,510 | $0 | $171,510 | $13,193 | $158,317 | ($0) |
| 01713201-51116 | Sports-Sports General-Coaches | $796,781 | $0 | $796,781 | $0 | $0 | $796,781 |
| 01713201-51129 | Sports-Sports General-Other Non Certified | $0 | $0 | $0 | $582 | $0 | ($582) |
| 01713201-51131 | Sports-Sports General-Secy 10 Mths | $43,112 | $0 | $43,112 | $0 | $43,112 | $0 |
| 01713201-51135 | Sports-Sports Gen-Clerical Xtra Time | $4,500 | $0 | $4,500 | $0 | $0 | $4,500 |
| 01713201-51170 | Sports-Athletic Game Staff | $0 | $0 | $0 | $0 | $0 | $0 |
| 01713201-53300 | Sports-Sports GeneraL-Purch'd Svcs | $139,000 | $0 | $139,000 | $0 | $142,000 | ($3,000) |
| 01713201-53301 | Athletic Student Activity-Police Services | $15,000 | $0 | $15,000 | ($1,900) | $15,000 | $1,900 |
| 01713201-54200 | Sports-Sports General-Cleaning Svcs | $15,000 | $0 | $15,000 | $0 | $15,000 | $0 |
| 01713201-55809 | THS-Transportation-Sports | $140,000 | $0 | $140,000 | $0 | $130,000 | $10,000 |
| 01713201-56112 | Sports-Sports General-Supplies | $126,000 | $0 | $126,000 | $0 | $59,734 | $66,266 |
| 01713201-57301 | Sports-Sports General-Equipment Instructional | $30,000 | $0 | $30,000 | $0 | $15,000 | $15,000 |
| 01713201-58900 | Sports-Sports General-Dues & Fees | $40,000 | $0 | $40,000 | ($175) | $27,900 | $12,275 |
| | **Total Athletics Department** | **$1,520,903** | **$0** | **$1,520,903** | **$11,700** | **$606,063** | **$903,141** |
| 01741200-55600 | Adult Ed - Outgoing Tuition | $61,050 | $0 | $61,050 | $0 | $61,050 | $0 |
| 01741200-55900 | Continuing Ed-Other Purch'd Svcs | $0 | $0 | $0 | $0 | $0 | $0 |
| | **Total Continuing Education Department** | **$61,050** | **$0** | **$61,050** | **$0** | **$61,050** | **$0** |
| 01402320-51114 | Human Resource Director | $165,000 | $0 | $165,000 | $13,200 | $158,400 | ($6,600) |
| 01802130-55800 | HR-Professional Devt | $16,550 | $0 | $16,550 | $0 | $0 | $16,550 |
| 01802130-55900 | HR-Personnel-Other Purch'd Svcs | $117,770 | $0 | $117,770 | $37,794 | $0 | $79,976 |
| 01802130-55903 | Human Resources-Admin-Advertising | $1,675 | $0 | $1,675 | $0 | $0 | $1,675 |
| 01802130-56110 | Human Resources-Admin-Office Supplies | $2,925 | $0 | $2,925 | $0 | $0 | $2,925 |

**Trumbull Board of Education Expense vs Budget Detail**
**By Location**
**Report for the Period Ended 7/31/2023**

| Account # | Account Description | Budget Original | Budget Transfers | Budget Revised | July Expended | Committed/ Estimates | Available/ (Over) |
|---|---|---|---|---|---|---|---|
| 01802130-58900 | Human Resources-Admin-Dues & Fees | $1,200 | $0 | $1,200 | $0 | $0 | $1,200 |
| | **Total Human Resources Department** | **$305,120** | **$0** | **$305,120** | **$50,994** | **$158,400** | **$95,726** |
| 01802320-51140 | Facilities-Admin-Substitutes | $55,000 | $0 | $55,000 | $2,183 | $52,817 | $0 |
| 01802320-55800 | Super-Personnel-Professional Devt | $0 | $0 | $0 | $0 | $0 | $0 |
| 01822230-51125 | Facilities-Admin-Director/Managers | $252,807 | $0 | $252,807 | $19,906 | $238,868 | ($5,967) |
| 01822230-51127 | Facilities-D/W-Security Guards | $826,935 | $0 | $826,935 | $8,309 | $816,553 | $2,073 |
| 01822230-51128 | Facilities-D/W-Security Guards OT | $25,000 | $0 | $25,000 | $1,639 | $0 | $23,361 |
| 01822230-51130 | Facilities-Admin-Secy 12 Mth | $134,899 | $0 | $134,899 | $5,050 | $83,558 | $46,291 |
| 01822230-51135 | Facilities-Admin-Clerical Xtra Time | $0 | $0 | $0 | $0 | $0 | $0 |
| 01822230-51141 | Facilities-Admin-Manager OT | $0 | $0 | $0 | $0 | $0 | $0 |
| 01822230-55800 | Facilities-Admin-Professional Devt | $1,000 | $0 | $1,000 | $0 | $0 | $1,000 |
| 01822230-55910 | Facilities-Admin-Other Purch'd Svcs | $15,000 | $0 | $15,000 | $15,337 | $1,600 | ($1,937) |
| 01822230-56110 | Facilities-Admin-Office Supplies | $2,500 | $0 | $2,500 | $718 | $999 | $783 |
| 01822230-56425 | Facilities-Admin-Periodicals | $0 | $0 | $0 | $0 | $0 | $0 |
| 01822230-57301 | Facilities-Admin-Equipment | $0 | $0 | $0 | $0 | $0 | $0 |
| 01822230-57308 | Facilities-Admin-Furniture | $500 | $0 | $500 | $0 | $0 | $500 |
| 01822230-58900 | Facilities-Admin-Dues & Fees | $1,500 | $0 | $1,500 | $0 | $0 | $1,500 |
| 01842610-51140 | Facilities-Custodial-Salaries | $2,983,630 | $0 | $2,983,630 | $162,013 | $2,818,133 | $3,484 |
| 01842610-51141 | Facilities-Custodial-Custodial OT | $125,000 | $0 | $125,000 | $3,128 | $0 | $121,872 |
| 01842610-51142 | Facilities-Custodial-School OT | $130,000 | $0 | $130,000 | $418 | $0 | $129,582 |
| 01842610-51143 | Facilities-Snow Removal-Salaries | $0 | $0 | $0 | $0 | $0 | $0 |
| 01842610-51145 | Facilities-Custodial- Custodial Support | $9,360 | $0 | $9,360 | $585 | $0 | $8,775 |
| 01842610-51149 | Facilities-Custodial-Custodial Night Diff | $7,000 | $0 | $7,000 | $0 | $0 | $7,000 |
| 01842610-54103 | Facilities-Custodial-Trash/Recycling | $75,000 | $0 | $75,000 | $8,491 | $60,268 | $6,242 |
| 01842610-54202 | Facilities-Custodial-Cleaning | $4,000 | $0 | $4,000 | $0 | $4,000 | $0 |
| 01842610-54300 | Facilities-Custodial-Repairs | $3,000 | $0 | $3,000 | $0 | $3,000 | $0 |
| 01842610-55803 | Facilities-Admin-Mileage | $2,000 | $0 | $2,000 | $0 | $0 | $2,000 |
| 01842610-56130 | Facilities-Custodial-Supplies | $190,000 | $0 | $190,000 | $5,686 | $62,025 | $122,289 |
| 01842610-56132 | Facilities-Custodial-Supplies Replacement | $0 | $0 | $0 | $0 | $3,000 | ($3,000) |
| 01842610-57301 | Facilities-Custodial-Equipment | $2,000 | $0 | $2,000 | $0 | $0 | $2,000 |
| 01842611-54101 | Facilities-D/W-Electricity | $1,170,000 | $0 | $1,170,000 | ($2,000) | $80,680 | $1,091,320 |
| 01842611-54105 | Facilities-D/W-Water | $125,000 | $0 | $125,000 | $0 | $125,000 | $0 |
| 01842611-56201 | Facilities-D/W-Heating Oil | $0 | $0 | $0 | $0 | $0 | $0 |
| 01842611-56202 | Facilities-D/W-Natural Gas | $633,400 | $0 | $633,400 | $192 | $633,208 | $0 |
| 01842611-57202 | Facilities-Project Improvements to Site | $0 | $0 | $0 | $0 | $0 | $0 |
| 01852620-51140 | Facilities-Maintenance-Salaries | $819,958 | $0 | $819,958 | $43,481 | $765,484 | $10,993 |
| 01852620-51141 | Facilities-Maintenance-Maint OT | $25,000 | $0 | $25,000 | $0 | $0 | $25,000 |
| 01852620-51142 | Facilities-Maintenance-Security Checks | $0 | $0 | $0 | $0 | $0 | $0 |
| 01852620-51145 | Facilities-Maintenance-Summer Help | $32,000 | $0 | $32,000 | $10,635 | $0 | $21,365 |
| 01852622-54300 | Facilities-Snow Removal-Repairs & Svc Fees | $10,000 | $0 | $10,000 | $0 | $0 | $10,000 |
| 01852622-56134 | Facilities-Snow Removal-Supplies | $10,000 | $0 | $10,000 | $0 | $6,500 | $3,500 |
| 01852622-57307 | Facilities-Snow Removal-Equipment | $5,000 | $0 | $5,000 | $0 | $0 | $5,000 |
| 01852623-54300 | Facilities-Vehicles-Repairs & Svc Fees | $5,000 | $0 | $5,000 | $0 | $1,625 | $3,375 |
| 01852623-56133 | Facilities-Vehicles-Gas/Diesel | $50,000 | $0 | $50,000 | $3,118 | $6,500 | $40,382 |
| 01852623-56134 | Facilities-Vehicles-Supplies | $20,000 | $0 | $20,000 | $1,019 | $12,431 | $6,550 |
| 01852623-57307 | Facilities-Vehicles-Equipment | $3,500 | $0 | $3,500 | $0 | $0 | $3,500 |
| 01852625-54300 | Facilities-Grounds-Repairs & Svc Fees | $8,000 | $0 | $8,000 | $80 | $9,800 | ($1,880) |
| 01852625-56134 | Facilities-Grounds-Supplies | $10,000 | $0 | $10,000 | $2,977 | $24,250 | ($17,226) |
| 01852625-56900 | Fences/Playground-Supplies | $0 | $0 | $0 | $0 | $0 | $0 |
| 01852625-57307 | Facilities-Grounds-Equipment | $5,000 | $0 | $5,000 | $0 | $0 | $5,000 |
| 01852626-56134 | Facilities-Fertilizer | $3,000 | $0 | $3,000 | $0 | $1,000 | $2,000 |
| 01852627-54300 | Facilities-Lawn Care-Repairs & Svc Fees | $5,000 | $0 | $5,000 | $0 | $4,000 | $1,000 |
| 01852627-56134 | Facilities-Lawn Care-Supplies | $7,000 | $0 | $7,000 | $0 | $6,500 | $500 |
| 01852627-57307 | Facilities-Lawn Care-Equipment | $5,000 | $0 | $5,000 | $0 | $0 | $5,000 |
| 01852628-56134 | Facilities-Paving-Supplies | $0 | $0 | $0 | $0 | $0 | $0 |
| 01852631-54300 | Facilities-Maintenance-Repairs & Svc Fees | $45,000 | $0 | $45,000 | $18,551 | $33,635 | ($7,185) |
| 01852631-54301 | Facilities-Maint-Oth Prof Purch'd Svcs | $30,000 | $0 | $30,000 | $0 | $30,000 | $0 |
| 01852631-56134 | Facilities-Maintenance-Supplies | $2,000 | $0 | $2,000 | $150 | $0 | $1,850 |
| 01852632-54300 | Facilities-Inside Maint-Repairs & Svcs Fees | $5,000 | $0 | $5,000 | $0 | $1,000 | $4,000 |
| 01852632-55910 | Facilities-Inside Maint-Other Purch'd Svcs | $0 | $0 | $0 | $0 | $0 | $0 |
| 01852632-56134 | Facilities-Inside Maintenance-Supplies | $25,000 | $0 | $25,000 | $0 | $12,779 | $12,221 |
| 01852632-57307 | Facilities-Inside Maintenance-Equipment | $0 | $0 | $0 | $0 | $0 | $0 |
| 01852633-54300 | Facilities-Electrical-Repairs & Svc Fees | $50,000 | $0 | $50,000 | $0 | $26,600 | $23,400 |

**Trumbull Board of Education Expense vs Budget Detail**
**By Location**
**Report for the Period Ended 7/31/2023**

| Account # | Account Description | Budget Original | Budget Transfers | Budget Revised | July Expended | Committed/ Estimates | Available/ (Over) |
|---|---|---|---|---|---|---|---|
| 01852633-54301 | Facilities-Security-Service Contracts | $0 | $0 | $0 | $0 | $0 | $0 |
| 01852633-54301 | Facilities-Elevator-Oth Prof Purch'd Svcs | $0 | $0 | $0 | $0 | $0 | $0 |
| 01852633-56134 | Facilities-Electrical-Supplies | $20,000 | $0 | $20,000 | $1,905 | $18,543 | ($448) |
| 01852633-57306 | FacilitiesPlantBldg-Electrical-Equipment | $10,000 | $0 | $10,000 | $0 | $7,000 | $3,000 |
| 01852633-57307 | Facilities-Electrical-Equipment | $0 | $0 | $0 | $0 | $0 | $0 |
| 01852634-54300 | Facilities-Fire Protection-Repairs & Svc Fees | $20,000 | $0 | $20,000 | $0 | $15,250 | $4,750 |
| 01852634-56134 | Facilities-Fire Prot-Supplies | $0 | $0 | $0 | $0 | $0 | $0 |
| 01852635-54300 | Facilities-Floor-Repairs & Svc Fees | $40,000 | $0 | $40,000 | $0 | $19,624 | $20,376 |
| 01852635-56134 | Facilities-Floor Repair-Supplies | $1,500 | $0 | $1,500 | $0 | $19,332 | ($17,832) |
| 01852636-56900 | Facilities-Furniture Repairs-Supplies | $0 | $0 | $0 | $0 | $0 | $0 |
| 01852637-54300 | Facilities-Glass-Repairs & Svc Fees | $5,000 | $0 | $5,000 | $0 | $5,000 | $0 |
| 01852637-56134 | Facilities-Glass-Supplies | $0 | $0 | $0 | $0 | $0 | $0 |
| 01852638-54300 | Facilities-Hardware-Repairs & Svc Fees | $0 | $0 | $0 | $0 | $0 | $0 |
| 01852638-56134 | Facilities-Hardware-Supplies | $2,000 | $0 | $2,000 | $0 | $1,500 | $500 |
| 01852639-54300 | Facilities-HVAC-Repairs & Svc Fees | $125,000 | $0 | $125,000 | $6,284 | $70,985 | $47,731 |
| 01852639-56134 | Facilities-HVAC-Supplies | $55,000 | $0 | $55,000 | $2,982 | $28,483 | $23,534 |
| 01852639-57307 | Facilities-HVAC-Equipment | $0 | $0 | $0 | $0 | $0 | $0 |
| 01852641-56134 | Facilities-Masonry-Supplies | $0 | $0 | $0 | $0 | $0 | $0 |
| 01852642-54300 | Facilities-Painting-Repairs & Svc Fees | $0 | $0 | $0 | $0 | $0 | $0 |
| 01852642-56134 | Facilities-Painting-Supplies | $10,000 | $0 | $10,000 | $157 | $5,343 | $4,500 |
| 01852643-54300 | Facilities-Equipment-Repairs & Svc Fees | $7,500 | $0 | $7,500 | $0 | $4,920 | $2,580 |
| 01852643-56134 | Facilities-Plant Eqiuip-Supplies | $0 | $0 | $0 | $0 | $0 | $0 |
| 01852643-57307 | Facilities-Plant-Equipment | $0 | $0 | $0 | $0 | $0 | $0 |
| 01852644-54300 | Facilities-Plumbing-Repairs & Svc Fees | $5,000 | $0 | $5,000 | $0 | $8,499 | ($3,499) |
| 01852644-56134 | Facilities-Plumbing-Supplies | $35,000 | $0 | $35,000 | $560 | $26,590 | $7,850 |
| 01852644-57307 | Facilities-Plumbing-Equipment | $0 | $0 | $0 | $0 | $0 | $0 |
| 01852645-54300 | Facilities-Roofing-Repairs & Svc Fees | $40,000 | $0 | $40,000 | $0 | $9,999 | $30,001 |
| 01852645-56134 | Facilities-Roofing-Supplies | $0 | $0 | $0 | $0 | $0 | $0 |
| 01852646-54300 | Facilities-Pest Control-Repairs & Svc Fees | $10,000 | $0 | $10,000 | $0 | $10,000 | $0 |
| 01852646-56134 | Facilities-Pest Control-Supplies | $500 | $0 | $500 | $0 | $0 | $500 |
| 01852647-53300 | Facilities-Bldg Improvement-Oth Prof Svcs | $3,000 | $0 | $3,000 | $0 | $0 | $3,000 |
| 01852647-54300 | Facilities-Bldg Improve-Repairs & Svc Fees | $20,000 | $0 | $20,000 | $0 | $0 | $20,000 |
| 01852648-54300 | Facilities-IAQ-Repairs & Svc Fees | $18,000 | $0 | $18,000 | $0 | $14,200 | $3,800 |
| 01852648-56134 | Facilities-Indoor Air Quality-IAQ-Supplies | $10,000 | $0 | $10,000 | $0 | $3,499 | $6,501 |
| 01852648-57307 | Facilities-IAQ-Equipment | $0 | $0 | $0 | $0 | $0 | $0 |
| 01852649-54300 | Facilities-Welding-Repairs & Svc Fees | $0 | $0 | $0 | $0 | $0 | $0 |
| 01852649-56134 | Facilities-Welding-Supplies | $0 | $0 | $0 | $0 | $1,600 | ($1,600) |
| 01852650-57200 | Facilities-Site-Building Improvement | $12,000 | $0 | $12,000 | $810 | $4,590 | $6,600 |
| 01852650-57202 | Facilities-Site-Building Improvement | $0 | $0 | $0 | $0 | $0 | $0 |
| 01852651-57100 | Facilities-Building Improvement | $0 | $0 | $0 | $0 | $2,500 | ($2,500) |
| 01852651-57102 | Facilities-Building Improvement-Other | $0 | $0 | $0 | $0 | $0 | $0 |
| 01852651-57202 | Facilities-Building Improvement-Projects | $0 | $0 | $0 | $0 | $0 | $0 |
| 01852651-57301 | Facilities-Building Improvement-Furniture | $0 | $0 | $0 | $0 | $0 | $0 |
| 01852654-57340 | Facilities-Maintenance-Vehicle | $0 | $0 | $0 | $0 | $0 | $0 |
| | **Total Facilities Department** | **$8,404,489** | **$0** | **$8,404,489** | **$324,362** | **$6,203,269** | **$1,876,857** |
| 01882700-51125 | Trans-Admin-Manager | $76,268 | $0 | $76,268 | $5,867 | $70,401 | ($0) |
| 01882700-51130 | Trans-Admin-Secy 12 Mth | $113,466 | $0 | $113,466 | $8,655 | $101,718 | $3,092 |
| 01882700-51131 | Trans-Admin-Secy 10 Mth | $0 | $0 | $0 | $0 | $0 | $0 |
| 01882700-51135 | Trans-Admin-Clerical Xtra Time | $3,890 | $0 | $3,890 | $549 | $0 | $3,341 |
| 01882700-53300 | Transportation-Professional Svcs | $0 | $0 | $0 | $0 | $0 | $0 |
| 01882700-53303 | Trans-Admin-Software Support | $7,500 | $0 | $7,500 | $0 | $0 | $7,500 |
| 01882700-54900 | Trans-Admin-Purch'd Property Svcs | $500 | $0 | $500 | $0 | $0 | $500 |
| 01882700-55101 | Trans-Admin-Reg Buses | $3,734,011 | $0 | $3,734,011 | $0 | $0 | $3,734,011 |
| 01882700-55102 | Trans-Admin-ACE Trips | $3,600 | $0 | $3,600 | $0 | $0 | $3,600 |
| 01882700-55105 | Trans-Admin-SPED-Summer Buses | $288,742 | $0 | $288,742 | $0 | $0 | $288,742 |
| 01882700-55109 | Trans-Admin-Fuel | $383,205 | $0 | $383,205 | $7,161 | $0 | $376,044 |
| 01882700-55800 | Trans-Admin-Professional Devt | $0 | $0 | $0 | $0 | $0 | $0 |
| 01882700-55809 | Trans-Admin-Field Trips | $9,000 | $0 | $9,000 | $0 | $0 | $9,000 |
| 01882700-56110 | Transportation-Office Supplies | $3,600 | $0 | $3,600 | $0 | $0 | $3,600 |
| 01882700-56270 | Transportation-Bus Supplies | $0 | $0 | $0 | $0 | $0 | $0 |
| 01882700-56425 | Trans-Admin-Periodicals | $0 | $0 | $0 | $0 | $0 | $0 |
| 01882700-58900 | Trans-Admin-Dues & Fees | $375 | $0 | $375 | $0 | $0 | $375 |
| 01882701-55101 | Trans-Admin-SPED In District | $1,548,838 | $0 | $1,548,838 | $0 | $0 | $1,548,838 |

**Trumbull Board of Education Expense vs Budget Detail**
**By Location**
**Report for the Period Ended 7/31/2023**

| Account # | Account Description | Budget Original | Budget Transfers | Budget Revised | July Expended | Committed/ Estimates | Available/ (Over) |
|---|---|---|---|---|---|---|---|
| 01882701-55105 | Trans-Admin-SPED Out of District | $847,637 | $0 | $847,637 | $0 | $0 | $847,637 |
| 01882701-55108 | Trans-Admin-Monitors | $277,387 | $0 | $277,387 | $0 | $0 | $277,387 |
| | **Total Transportation Department** | **$7,298,018** | **$0** | **$7,298,018** | **$22,231** | **$172,119** | **$7,103,668** |
| 01902310-51136 | Super-BOE-Secy-BOE Mtgs | $4,000 | $0 | $4,000 | $175 | $0 | $3,825 |
| 01902310-53300 | Super-BOE-Professional Services | $26,000 | $0 | $26,000 | $22,449 | $3,124 | $427 |
| 01902310-53308 | Super-BOE-Legal-Reg Ed | $110,000 | $0 | $110,000 | $0 | $110,000 | $0 |
| 01902310-55800 | Super-BOE-Professional Devt | $2,000 | $0 | $2,000 | $0 | $0 | $2,000 |
| 01902310-56425 | Super-BOE-Periodicals | $0 | $0 | $0 | $0 | $0 | $0 |
| 01902320-51115 | Super-Admin-Superintendent | $273,598 | $0 | $273,598 | $21,924 | $262,857 | ($11,183) |
| 01902320-51130 | Super-Admin-Support Staff | $159,424 | $0 | $159,424 | $12,419 | $149,030 | ($2,025) |
| 01902320-51135 | Super-Admin-Clerical Xtra Time | $0 | $0 | $0 | $0 | $0 | $0 |
| 01902320-54409 | D/W-Admin-Copiers | $0 | $0 | $0 | $0 | $0 | $0 |
| 01902320-55800 | Super-Admin-Professional Devt | $5,000 | $0 | $5,000 | $0 | $0 | $5,000 |
| 01902320-55900 | Super-Admin-Postage | $35,000 | $0 | $35,000 | $0 | $46,005 | ($11,005) |
| 01902320-55905 | Super-Admin-Printing | $550 | $0 | $550 | $0 | $0 | $550 |
| 01902320-56110 | Super-Admin-Office Supplies | $7,000 | $0 | $7,000 | $16 | $4,595 | $2,389 |
| 01902320-56425 | Super- Admin-Periodicals | $600 | $0 | $600 | $137 | $863 | ($400) |
| 01902320-58900 | Super-Admin-Dues & Fees | $23,000 | $0 | $23,000 | $8,219 | $18,934 | ($4,153) |
| 01802320-51113 | Substitute Administrators | $0 | $0 | $0 | $0 | $0 | $0 |
| 01802320-51115 | Super-Personnel-Support Staff | $177,247 | $0 | $177,247 | $14,004 | $162,644 | $600 |
| 01802320-51117 | Substitute Teachers | $800,000 | $0 | $800,000 | $0 | $800,000 | $0 |
| 01802320-51119 | Super-Personnel-Teacher Extra | $0 | $0 | $0 | $1,863 | $0 | ($1,863) |
| 01802320-51127 | Substitute-Security Guards | $0 | $0 | $0 | $0 | $0 | $0 |
| 01802320-51129 | Substitute Paraprofessionals | $200,000 | $0 | $200,000 | $0 | $200,000 | $0 |
| 01802320-51131 | Super-Personnel-Support Staff-10 Mth | $47,494 | $0 | $47,494 | $0 | $0 | $47,494 |
| 01802320-51135 | Super-Personnel-Clerical Xtra Time | $0 | $0 | $0 | $437 | $0 | ($437) |
| 01802320-51139 | Substitute Secretaries | $10,000 | $0 | $10,000 | $1,404 | $8,596 | $0 |
| | **Total Superintendent Department** | **$1,880,914** | **$0** | **$1,880,914** | **$83,047** | **$1,766,647** | **$31,220** |
| 01912520-51113 | Bus Off-Admin-Business Administrator | $176,347 | $0 | $176,347 | $13,836 | $166,038 | ($3,527) |
| 01912520-51129 | Bus Off-Admin-Acctg Manager | $90,617 | $0 | $90,617 | $6,971 | $83,646 | ($0) |
| 01912520-51130 | Bus Off-Admin-Support 12 Mth | $303,681 | $0 | $303,681 | $24,516 | $279,795 | ($630) |
| 01912520-51135 | Bus Off-Admin-Support-Clerical Xtra Time | $1,500 | $0 | $1,500 | $81 | $0 | $1,419 |
| 01912520-51196 | D/W-Admin-Retirement/LOA Savings | ($600,000) | $0 | ($600,000) | $0 | $0 | ($600,000) |
| 01912520-51197 | D/W-Admin-Degree Changes | $70,000 | $0 | $70,000 | $0 | $0 | $70,000 |
| 01912520-51198 | D/W-Admin-Retiree Payments | $300,000 | $0 | $300,000 | $242,347 | $0 | $57,653 |
| 01912520-51199 | D/W-Admin-Reserve For Negotiations | $49,000 | $0 | $49,000 | $0 | $0 | $49,000 |
| 01912520-52001 | Benefits-FICA | $1,960,691 | $0 | $1,960,691 | $57,170 | $1,903,521 | $0 |
| 01912520-52002 | Benefits-Health & Dental | $18,684,896 | $0 | $18,684,896 | $1,998,170 | $22,256,830 | ($5,570,104) |
| 01912520-52003 | D/W-Admin-Medical Waiver | $200,000 | $0 | $200,000 | $0 | $200,000 | $0 |
| 01912520-52004 | Benefits-Disability Insurance | $22,000 | $0 | $22,000 | $1,814 | $20,886 | ($700) |
| 01912520-52005 | Benefits-Life Insurance | $120,000 | $0 | $120,000 | $8,928 | $118,598 | ($7,525) |
| 01912520-52006 | D/W-Admin-Unemployment | $30,000 | $0 | $30,000 | $0 | $30,000 | $0 |
| 01912520-52007 | Benefits-Workers Compensation | $0 | $0 | $0 | $0 | $0 | $0 |
| 01912520-52008 | Benefits-Administrative Fees | $18,000 | $0 | $18,000 | $3,344 | $10,364 | $4,292 |
| 01912520-52010 | Benefits-TBOE 401a Contribution | $240,000 | $0 | $240,000 | $11,603 | $228,397 | $0 |
| 01912520-52011 | Benefits-Health Premium Share - Medical | $0 | $0 | $0 | ($576,876) | ($4,566,184) | $5,143,060 |
| 01912520-52012 | Benefits-Health Premium Share - Dental | $0 | $0 | $0 | ($35,383) | ($259,439) | $294,822 |
| 01912520-53300 | Bus Off-Admin-Professional Svcs | $500 | $0 | $500 | $0 | $0 | $500 |
| 01912520-53310 | Bus Off-Admin-Athletic Insurance | $93,000 | $0 | $93,000 | $92,602 | $0 | $398 |
| 01912520-55800 | Bus Off-Admin-Professional Devt | $0 | $0 | $0 | $0 | $0 | $0 |
| 01912520-55903 | Bus Off-Admin-Advertising | $1,300 | $0 | $1,300 | $0 | $0 | $1,300 |
| 01912520-56110 | Bus Off-Admin-Office Supplies | $3,600 | $0 | $3,600 | $366 | $7,584 | ($4,350) |
| 01912520-58310 | Redemption of Principal on Loans | $342,927 | $0 | $342,927 | $0 | $0 | $342,927 |
| 01912520-58320 | Interest on Loans | $83,227 | $0 | $83,227 | $0 | $0 | $83,227 |
| 01912520-58900 | Bus Off-Admin-Dues & Fees | $8,000 | $0 | $8,000 | $2,240 | $0 | $5,760 |
| 01912520-58904 | D/W-Admin-Bad Debt Expense | $1,000 | $0 | $1,000 | $0 | $0 | $1,000 |
| 01912520-59001 | Bus Office-Intergovernmental transfer | ($703,852) | $0 | ($703,852) | $0 | $0 | ($703,852) |
| 01922530-53301 | Bus Off-Admin-Prof Purch'd Svcs | $82,000 | $0 | $82,000 | $86,647 | $0 | ($4,647) |
| 01922530-53304 | Bus Off-Admin-Training | $0 | $0 | $0 | $0 | $0 | $0 |
| | **Total Business Department** | **$21,578,434** | **$0** | **$21,578,434** | **$1,938,375** | **$20,480,036** | **($839,978)** |
| | **Grand Total by Location** | **$119,740,771** | **$0** | **$119,740,771** | **$3,796,964** | **$41,277,049** | **$74,666,758** |

**Trumbull Board of Education Expense vs Budget Detail**
**By Location**
**Report for the Period Ended 7/31/2023**

| Account # | Account Description | Budget Original | Budget Transfers | Budget Revised | July Expended | Committed/ Estimates | Available/ (Over) |
|---|---|---|---|---|---|---|---|

FOR 2024 01

| | ORIGINAL APPROP | TRANFRS/ ADJSTMTS | REVISED BUDGET | YTD EXPENDED | ENCUMBRANCES | AVAILABLE BUDGET | PCT USED |
|---|---|---|---|---|---|---|---|
| **51111 TEACHERS-SPECIALISTS** | | | | | | | |
| 09006001 51111 NP Teach | 0 | 116,097 | 116,097 | .00 | .00 | 116,097.00 | .0% |
| TOTAL TEACHERS-SPECIALISTS | 0 | 116,097 | 116,097 | .00 | .00 | 116,097.00 | .0% |
| TOTAL EXPENSES | 0 | 116,097 | 116,097 | .00 | .00 | 116,097.00 | |
| **51125 ADMINISTRATOR** | | | | | | | |
| 09007001 51125 NP Admin | 0 | 15,848 | 15,848 | 1,219.06 | 14,628.79 | .15 | 100.0% |
| TOTAL ADMINISTRATOR | 0 | 15,848 | 15,848 | 1,219.06 | 14,628.79 | .15 | 100.0% |
| TOTAL EXPENSES | 0 | 15,848 | 15,848 | 1,219.06 | 14,628.79 | .15 | |
| **51130 SECRETARY-CAL YR** | | | | | | | |
| 09007001 51130 SEC-CALYR | 0 | 16,302 | 16,302 | 1,242.22 | 14,528.16 | 531.62 | 96.7% |
| TOTAL SECRETARY-CAL YR | 0 | 16,302 | 16,302 | 1,242.22 | 14,528.16 | 531.62 | 96.7% |
| TOTAL EXPENSES | 0 | 16,302 | 16,302 | 1,242.22 | 14,528.16 | 531.62 | |
| **51141 CUST./MAINT. - OT - SCHOOL** | | | | | | | |
| 09005000 51141 OT/SCHOOLS | 0 | 65,000 | 65,000 | 4,481.65 | .00 | 60,518.35 | 6.9% |
| TOTAL CUST./MAINT. - OT - SCHOOL | 0 | 65,000 | 65,000 | 4,481.65 | .00 | 60,518.35 | 6.9% |
| TOTAL EXPENSES | 0 | 65,000 | 65,000 | 4,481.65 | .00 | 60,518.35 | |
| **54101 UTILITY EXPENSE - ELECTRICITY** | | | | | | | |
| 09002611 54101 Electricit | 0 | 24,000 | 24,000 | 2,000.00 | .00 | 22,000.00 | 8.3% |
| TOTAL UTILITY EXPENSE - ELECTRICITY | 0 | 24,000 | 24,000 | 2,000.00 | .00 | 22,000.00 | 8.3% |
| TOTAL EXPENSES | 0 | 24,000 | 24,000 | 2,000.00 | .00 | 22,000.00 | |
| **55102 Ace/Bei/THSJobShadow** | | | | | | | |

FOR 2024 01

| 55102 Ace/Bei/THSJobShadow | ORIGINAL APPROP | TRANFRS/ ADJSTMTS | REVISED BUDGET | YTD EXPENDED | ENCUMBRANCES | AVAILABLE BUDGET | PCT USED |
|---|---|---|---|---|---|---|---|
| 09007001 55102 NP Bus | 0 | 1,010,174 | 1,010,174 | .00 | .00 | 1,010,174.00 | .0% |
| TOTAL Ace/Bei/THSJobShadow | 0 | 1,010,174 | 1,010,174 | .00 | .00 | 1,010,174.00 | .0% |
| TOTAL EXPENSES | 0 | 1,010,174 | 1,010,174 | .00 | .00 | 1,010,174.00 | |
| GRAND TOTAL | 0 | 1,247,421 | 1,247,421 | 8,942.93 | 29,156.95 | 1,209,321.12 | 3.1% |

** END OF REPORT - Generated by Peg Brindisi **

| ACCOUNT<br>ACCOUNT NAME | BEG. BALANCE | DEBITS | CREDITS | NET CHANGE | END BALANCE |
|---|---|---|---|---|---|
| 100 10410<br>SA CASH ACCT - M&T BANK | 378,137.01 | 16,103.89 | 12,156.07 | 3,947.82 | 382,084.83 |
| 100 20032<br>THS Model Congress | 121.20 | .00 | .00 | .00 | 121.20 |
| 100 20063<br>THS WELLNESS CENTER | -150.00 | .00 | .00 | .00 | -150.00 |
| 100 20068<br>MATH HONOR SOCIETY | -1,773.64 | .00 | .00 | .00 | -1,773.64 |
| 100 20082<br>THS ORCHESTRA | -535.60 | .00 | .00 | .00 | -535.60 |
| 100 20101<br>THS LIBRARY CLUB | -5,060.61 | .00 | .00 | .00 | -5,060.61 |
| 100 20110<br>THS Pink Ribbon | -1,357.00 | .00 | .00 | .00 | -1,357.00 |
| 100 20130<br>THS BOOK STORE | -353.16 | 414.24 | .00 | 414.24 | 61.08 |
| 100 20133<br>THS NEWSPAPER | -308.01 | .00 | .00 | .00 | -308.01 |
| 100 20139<br>THS TRILLIUM YEARBOOK | -17,831.52 | .00 | .00 | .00 | -17,831.52 |
| 100 20152<br>HILLCREST MIDDLE SCHOOL | -17,318.19 | 42.00 | .00 | 42.00 | -17,276.19 |
| 100 20156<br>MADISON MIDDLE SCHOOL | -7,142.01 | .00 | 3,045.20 | -3,045.20 | -10,187.21 |
| 100 20165<br>THS Class of 2018 | -8,098.26 | .00 | .00 | .00 | -8,098.26 |
| 100 20166<br>THS Class of 2019 | -2,291.64 | .00 | .00 | .00 | -2,291.64 |
| 100 20167<br>THS Class of 2020 | -13,251.30 | .00 | .00 | .00 | -13,251.30 |
| 100 20168<br>THS Class of 2021 | -1,815.58 | .00 | .00 | .00 | -1,815.58 |
| 100 20169<br>THS Class of 2022 | -7,521.20 | .00 | .00 | .00 | -7,521.20 |
| 100 20170<br>THS Class of 2023 | -9,885.05 | .00 | .00 | .00 | -9,885.05 |
| 100 20171<br>THS Class of 2024 | -15,358.98 | .00 | .00 | .00 | -15,358.98 |
| 100 20172<br>THS Class of 2025 | -6,594.61 | .00 | .00 | .00 | -6,594.61 |
| 100 20173<br>THS Class of 2026 | 60.00 | .00 | .00 | .00 | 60.00 |
| 100 20174<br>THS Class of 2027 | -1,000.00 | .00 | .00 | .00 | -1,000.00 |
| 100 20180<br>THS VOAG FUTURE FARMERS | -1,391.69 | .00 | .00 | .00 | -1,391.69 |
| 100 20190<br>THS VOAG FARM | -29,280.26 | .00 | .00 | .00 | -29,280.26 |
| 100 20251<br>BOOTH HILL SCHOOL | -4,040.68 | .00 | 85.69 | -85.69 | -4,126.37 |
| 100 20252<br>FRENCHTOWN SCHOOL | 1,250.57 | .00 | .00 | .00 | 1,250.57 |
| 100 20253 | | | | | |

| ACCOUNT<br>ACCOUNT NAME | BEG. BALANCE | DEBITS | CREDITS | NET CHANGE | END BALANCE |
|---|---|---|---|---|---|
| DANIELS FARM<br>100 20254 | -806.11 | .00 | .00 | .00 | -806.11 |
| MIDDLEBROOK SCHOOL<br>100 20255 | -2,824.71 | .00 | 2,000.00 | -2,000.00 | -4,824.71 |
| JANE RYAN SCHOOL<br>100 20258 | -1,943.24 | 310.20 | 324.81 | -14.61 | -1,957.85 |
| TASHUA SCHOOL<br>100 20510 | -20,929.68 | 162.68 | .00 | 162.68 | -20,767.00 |
| THS STUDENT COUNCIL<br>100 20550 | -3,357.56 | .00 | .00 | .00 | -3,357.56 |
| GENERAL FUND<br>100 20599 | -6,203.12 | .00 | 20.00 | -20.00 | -6,223.12 |
| THS HISTORY HONOR SOCIETY<br>100 20603 | -112.91 | .00 | .00 | .00 | -112.91 |
| THS Bookstore/DECA(Marketing)<br>100 20604 | -2,869.92 | .00 | 4,225.00 | -4,225.00 | -7,094.92 |
| THS BAND<br>100 20605 | -967.02 | .00 | .00 | .00 | -967.02 |
| THS KEY CLUB<br>100 20606 | -477.26 | .00 | .00 | .00 | -477.26 |
| THS BEST BUDDIES<br>100 20607 | -546.42 | .00 | .00 | .00 | -546.42 |
| THS HOME ECON. CLUB<br>100 20608 | -2.23 | .00 | .00 | .00 | -2.23 |
| THS LOST TEXTBOOKS<br>100 20609 | -8,536.39 | .00 | 28.99 | -28.99 | -8,565.38 |
| THS Creative Minds<br>100 20611 | -2,572.87 | .00 | .00 | .00 | -2,572.87 |
| THS ACADEMIC DECATHLON<br>100 20613 | -1,843.56 | .00 | .00 | .00 | -1,843.56 |
| THS LATIN CLUB<br>100 20614 | -126.53 | .00 | .00 | .00 | -126.53 |
| THS CHORAL GROUP<br>100 20615 | -4,909.25 | .00 | .00 | .00 | -4,909.25 |
| THS ITALIAN CLUB<br>100 20617 | -624.65 | .00 | .00 | .00 | -624.65 |
| THS FUTURE BUSINESS LEADERS<br>100 20619 | -2,108.76 | .00 | .00 | .00 | -2,108.76 |
| FRENCH HONOR SOCIETY<br>100 20620 | -396.00 | .00 | .00 | .00 | -396.00 |
| THS FRENCH CLUB<br>100 20621 | -718.89 | .00 | .00 | .00 | -718.89 |
| THS MISCELLANEOUS<br>100 20622 | -325.20 | .00 | 853.16 | -853.16 | -1,178.36 |
| THS IN/OUT<br>100 20624 | -4,651.97 | 37.10 | .00 | 37.10 | -4,614.87 |
| THS SPANISH CLUB<br>100 20625 | -462.97 | .00 | .00 | .00 | -462.97 |
| THS SODA MACHINE<br>100 20627 | -1,057.20 | .00 | .00 | .00 | -1,057.20 |
| THS World Lang.HONOR SOCIETIES<br>100 20628 | -2,888.41 | .00 | .00 | .00 | -2,888.41 |
| THS A.V. CLUB | -11.13 | .00 | .00 | .00 | -11.13 |

| ACCOUNT<br>ACCOUNT NAME | BEG. BALANCE | DEBITS | CREDITS | NET CHANGE | END BALANCE |
|---|---|---|---|---|---|
| 100 20629<br>THS SUNSHINE FUND | -75.45 | .00 | .00 | .00 | -75.45 |
| 100 20630<br>THS SKI CLUB | -58.33 | .00 | .00 | .00 | -58.33 |
| 100 20631<br>THS SOAR Enterprises | -3,627.31 | .00 | .00 | .00 | -3,627.31 |
| 100 20633<br>THS WE THE PEOPLE | -70.04 | .00 | .00 | .00 | -70.04 |
| 100 20637<br>THS Ethics Club | 177.95 | .00 | .00 | .00 | 177.95 |
| 100 20639<br>THS MODEL U.N. CLUB | -2,257.54 | .00 | .00 | .00 | -2,257.54 |
| 100 20640<br>THS INTERACT CLUB | -57.24 | .00 | .00 | .00 | -57.24 |
| 100 20641<br>THS THESPIAN SOCIETY | -7,438.52 | .00 | .00 | .00 | -7,438.52 |
| 100 20642<br>THS Youth to Youth | -410.62 | .00 | .00 | .00 | -410.62 |
| 100 20643<br>THS GRADUATION-CAP & GOWNS | -16,369.98 | .00 | .00 | .00 | -16,369.98 |
| 100 20644<br>THS ROBOTICS CLUB | -575.62 | .00 | .00 | .00 | -575.62 |
| 100 20645<br>THS LINK CREW LEADERS | -13,147.33 | 4,225.00 | 10,099.20 | -5,874.20 | -19,021.53 |
| 100 20646<br>THS CHEERLEADING | 702.00 | .00 | .00 | .00 | 702.00 |
| 100 20647<br>THS FASHION CLUB | -390.12 | .00 | .00 | .00 | -390.12 |
| 100 20648<br>THS Shades Club | -2,085.59 | .00 | .00 | .00 | -2,085.59 |
| 100 20649<br>THS Dance Team | -2,718.70 | .00 | .00 | .00 | -2,718.70 |
| 100 20650<br>THS Geography Club | -348.95 | .00 | .00 | .00 | -348.95 |
| 100 20702<br>THS PEER LEADERS | -308.03 | .00 | .00 | .00 | -308.03 |
| 100 20703<br>THS PEER MEDIATION CLUB | -3,498.74 | .00 | .00 | .00 | -3,498.74 |
| 100 20704<br>THS BOYS TENNIS | -1,614.68 | .00 | .00 | .00 | -1,614.68 |
| 100 20706<br>THS NATIONAL ENGLISH HONOR SOC | -2,184.75 | .00 | .00 | .00 | -2,184.75 |
| 100 20707<br>THS NATIONAL HONOR SOCIETY | -1,558.93 | .00 | .00 | .00 | -1,558.93 |
| 100 20708<br>THS POETRY | -55.40 | .00 | .00 | .00 | -55.40 |
| 100 20709<br>THS ALT METHODS OF PYMNT | 37.77 | .00 | .00 | .00 | 37.77 |
| 100 20710<br>THS GIRLS BASKETBALL | -796.78 | .00 | .00 | .00 | -796.78 |
| 100 20711<br>THS BOYS BASKETBALL | -40.27 | .00 | .00 | .00 | -40.27 |
| 100 20712 | | | | | |

| ACCOUNT<br>ACCOUNT NAME | BEG. BALANCE | DEBITS | CREDITS | NET CHANGE | END BALANCE |
|---|---|---|---|---|---|
| THS GLOW CLUB<br>100 20713 | -83.00 | .00 | .00 | .00 | -83.00 |
| THS GRAPHIC DESIGN<br>100 20714 | -214.00 | .00 | .00 | .00 | -214.00 |
| THS GYMNASTICS<br>100 20715 | -1,605.53 | .00 | .00 | .00 | -1,605.53 |
| THS BUS.ED.ENTREPRENEUR<br>100 20718 | -763.60 | .00 | .00 | .00 | -763.60 |
| THS GIRLS CROSS COUNTRY<br>100 20719 | -22.25 | .00 | .00 | .00 | -22.25 |
| THS GOLF<br>100 20726 | -566.95 | .00 | .00 | .00 | -566.95 |
| THS GIRLS INDOOR TRACK<br>100 20727 | 177.98 | .00 | .00 | .00 | 177.98 |
| THS BOYS INDOOR TRACK<br>100 20728 | -2,276.96 | .00 | .00 | .00 | -2,276.96 |
| THS MOCK TRIAL<br>100 20732 | -161.46 | .00 | .00 | .00 | -161.46 |
| THS GIRLS OUTDOOR TRACK<br>100 20733 | -1,269.74 | .00 | .00 | .00 | -1,269.74 |
| THS GIRLS TENNIS<br>100 20736 | -1,072.18 | .00 | .00 | .00 | -1,072.18 |
| THS Allies for Angles<br>100 20737 | -1,570.20 | .00 | .00 | .00 | -1,570.20 |
| THS Science Honor Society<br>100 20738 | -740.86 | .00 | .00 | .00 | -740.86 |
| THS SEAL OF BILITERACY<br>100 20741 | -373.50 | .00 | .00 | .00 | -373.50 |
| THS Save Promise Club<br>100 20810 | -500.00 | .00 | .00 | .00 | -500.00 |
| Trumbull Football Alumni Assoc<br>100 24001 | -1,000.00 | .00 | .00 | .00 | -1,000.00 |
| Due T/F Grants<br>100 24004 | .00 | 3,081.42 | .00 | 3,081.42 | 3,081.42 |
| Due to Fund 001/Town<br>100 24008 | -67,790.42 | .00 | 3,885.37 | -3,885.37 | -71,675.79 |
| Due to Fund 205/BOE Programs<br>100 29280 | -3,985.00 | .00 | .00 | .00 | -3,985.00 |
| ACCOUNTS PAYABLE | -12,346.96 | 12,886.94 | 539.98 | 12,346.96 | .00 |
| TOTALS FOR FUND 100<br>STUDENT ACTIVITY FUND | .00 | 37,263.47 | 37,263.47 | .00 | .00 |

FUND 100

| ACCOUNT<br>ACCOUNT NAME | BEG. BALANCE | DEBITS | CREDITS | NET CHANGE | END BALANCE |
|---|---|---|---|---|---|
| REPORT TOTALS | .00 | 37,263.47 | 37,263.47 | .00 | |

FOR 2024 01

| | ORIGINAL APPROP | TRANFRS/ ADJSTMTS | REVISED BUDGET | YTD EXPENDED | ENCUMBRANCES | AVAILABLE BUDGET | PCT USED |
|---|---|---|---|---|---|---|---|
| 2009010 IDEA-611 20977 | 0 | 1,789,536 | 1,789,536 | 9,530.42 | 115,404.92 | 1,664,600.52 | 7.0% |
| 2009011 IDEA-611 NP 20977 | 0 | 97,143 | 97,143 | .00 | .00 | 97,142.97 | .0% |
| 2009063 CT SEDS Grant | 0 | 1,500 | 1,500 | .00 | .00 | 1,500.00 | .0% |
| 2009065 CT SEDS Grant Non Public | 0 | 515 | 515 | .00 | .00 | 515.16 | .0% |
| 2009080 TITLE III-A 20868 | 0 | 9,180 | 9,180 | .00 | 20.03 | 9,159.97 | .2% |
| 2009081 TITLE III-A NP | 0 | 3,190 | 3,190 | .00 | .00 | 3,190.22 | .0% |
| 2009119 ESSER II-SERA 6.30.23 | 0 | 7,450 | 7,450 | .00 | 7,450.00 | .00 | 100.0% |
| 2009121 ESSER ARP 9.30.24 | 0 | 548,301 | 548,301 | 6,636.86 | 79,642.38 | 462,021.96 | 15.7% |
| 2009124 ARP IDEA 611 6.30.23 | 0 | 4,021 | 4,021 | .00 | .00 | 4,021.18 | .0% |
| 2009140 TITLE I 20679 | 0 | 41,576 | 41,576 | .00 | .00 | 41,575.81 | .0% |
| 2009141 TITLE I NP | 0 | 1,076 | 1,076 | .00 | .00 | 1,076.46 | .0% |
| 2009300 TITLE IV-A 20873 | 0 | 9,831 | 9,831 | .00 | .00 | 9,830.89 | .0% |
| 2009301 TITLE IV-A NP 20873 | 0 | 2,823 | 2,823 | .00 | .00 | 2,823.23 | .0% |
| 2009350 HEADSTART ABCD OCT-SEPT | 0 | 59,556 | 59,556 | 11,791.65 | 131,666.96 | -83,903.00 | 240.9% |
| 2009370 HEADSTARTFOOD-CACFP 10/1-9/ | 0 | 4,500 | 4,500 | .00 | 4,500.00 | .00 | 100.0% |
| 2009450 IDEA PRE-K 20983 | 0 | 51,357 | 51,357 | .00 | .00 | 51,357.44 | .0% |
| 2009460 OPEN CHOICE | 0 | 292,376 | 292,376 | 1,763.44 | 21,161.21 | 269,451.40 | 7.8% |
| 2009480 TITLE II PART A 20858 | 0 | 6,637 | 6,637 | .00 | .00 | 6,637.33 | .0% |
| 2009481 TITLE II-A NP 20858 | 0 | 16,092 | 16,092 | .00 | 600.00 | 15,491.66 | 3.7% |
| 2009505 TPAUD-DFC | 0 | 142,469 | 142,469 | 2,901.65 | 3,000.84 | 136,566.28 | 4.1% |
| 2009507 TPAUD-Opioid Prevention | 0 | 1,334 | 1,334 | .00 | .00 | 1,334.40 | .0% |
| 2009509 TPAUD-Local Prevention Coun | 0 | 5,663 | 5,663 | .00 | .00 | 5,662.90 | .0% |
| 2009520 MAGNET TRANSPORTATION | 0 | 89,800 | 89,800 | .00 | .00 | 89,800.00 | .0% |
| GRAND TOTAL | 0 | 3,185,927 | 3,185,927 | 32,624.02 | 363,446.34 | 2,789,856.78 | 12.4% |

** END OF REPORT - Generated by Peg Brindisi **

| Trumbull Board of Education | | | | | | | | | | | | |
|---|---|---|---|---|---|---|---|---|---|---|---|---|
| Special Revenue BOE Programs | | | | | | | | | | | | |
| | | | | | | 7/1/23 to 7/31/23 | | | | Fund Balance(Deficit) as of | | |
| Org# | Description | Org | Obj | Prj | Revenues | Operating Transfer In (Out) also reflected in Revenue (Expense) | Expenditures | Encumbrances | Revenues over (under) Expenditures includes Operating Transfers | 7/1/2023 | Adj Journal for Prior Year Unliquidated POs closed out to the Fund Balance | 7/31/2023 |
| 2051660 | ACE Foundation | 205 | 31510 | Ace | - | - | - | - | - | 58 | - | 58 |
| 2059530 | Agriscience | 205 | 31510 | Agri | - | - | - | - | - | 177,407 | - | 177,407 |
| 2051121 | Athletics | 205 | 31510 | Athle | 7,903 | - | 7,496 | - | 407 | 104,763 | - | 105,170 |
| 2052651 | Building Use | 205 | 31510 | bldgu | 31 | - | 4,510 | 219 | (4,699) | 40,335 | - | 35,636 |
| 2051650 | Continuing Ed | 205 | 31510 | ContE | - | - | 2,039 | 46,980 | (49,019) | 3,784 | - | (45,234) |
| 2051100 | Driver's Education | 205 | 31510 | DrEd | 4,673 | - | 11 | 1,536 | 3,126 | 37,184 | - | 40,310 |
| 2051711 | E Sports | 205 | 31510 | Sport | - | - | - | 1,945 | (1,945) | 5,160 | - | 3,215 |
| 2051717 | Elementary Strings/Band | 205 | 31510 | Pay | 125 | - | - | - | 125 | 15,119 | - | 15,244 |
| 2051713 | ELITE Business Program | 205 | 31510 | ELITE | 2,948 | - | 6,801 | 75,383 | (79,237) | 4,135 | - | (75,102) |
| 2056230 | Guidance/Testing | 205 | 31510 | Guid | - | - | - | - | - | 11,521 | - | 11,521 |
| 2059240 | Interdistrict (TECEC*/REACH*/IIP*) | 205 | 31510 | Inter | - | - | - | - | - | 65,938 | - | 65,938 |
| 2059540 | Madison Grant | 205 | 31510 | Mad | - | - | - | - | - | 368 | - | 368 |
| 2059490 | THS Miscellaneous | 205 | 31510 | Misc | - | - | - | - | - | 2,401 | - | 2,401 |
| 2051019 | PE Day | 205 | 31510 | PE | - | - | - | - | - | 247 | - | 247 |
| 2051200 | SBCH-PPS Medicaid Program | 205 | 31510 | Medic | 24,370 | - | 4,619 | 76,933 | (57,182) | 58,182 | - | 1,000 |
| 2055904 | Rebates | 205 | 31510 | Reb | 19,154 | - | 6,980 | - | 12,174 | 82,592 | - | 94,766 |
| 2051600 | Summer Explorations | 205 | 31510 | SS | 26,061 | - | 111,513 | 40,020 | (125,472) | 232,392 | - | 106,921 |
| 2052221 | Take Home Device Insurance | 205 | 31510 | Take | 135 | - | 10,680 | - | (10,544) | 36,869 | - | 26,325 |
| 2057100 | THS AP Testing | 205 | 31510 | TEST | - | - | - | - | - | 12,828 | - | 12,828 |
| 2051380 | THS Auditorium | 205 | 31510 | Audi | - | - | - | - | - | 4,065 | - | 4,065 |
| 2059400 | THS Connections | 205 | 31510 | Cnnct | - | - | - | - | - | 1,125 | - | 1,125 |
| 2059450 | THS Culinary Kitchen Catering | 205 | 31510 | Culin | - | - | - | 480 | (480) | 4,203 | - | 3,723 |
| 2055400 | THS Musical | 205 | 31510 | music | - | - | - | - | - | 39,244 | - | 39,244 |
| 2051709 | THS Student Parking | 205 | 31510 | Park | 19,367 | - | 5 | - | 19,363 | 187 | - | 19,550 |
| 2059510 | Typical or Troubled Grant | 205 | 31510 | typic | - | - | - | - | - | 643 | - | 643 |
| 2056207 | Used Book Sales | 205 | 31510 | UsedB | - | - | - | - | - | 2,145 | - | 2,145 |
| 2055213 | Voluntary Insurance | 205 | 31510 | VSION | - | - | 22,314 | 273,423 | (295,737) | 11,647 | - | (284,090) |
| | | | | | | | | | | | | |
| | **Total Special Revenue Fund** | | | | **$ 104,766** | **$ -** | **$ 176,968** | **$ 516,918** | **$ (589,120)** | **954,542** | **$ -** | **$ 365,422** |
| | | | | | | | | | | | | |
| * | **TECEC-Trumbull Early Childhood Education Center** | | | | | | | | | | | |
| * | **REACH-Regional Educational Academic and Counseling Help** | | | | | | | | | | | |
| * | **IIP-Interim Instructional (transition) Program** | | | | | | | | | | | |

# School Lunch Financials for 2023-2024 School Year - FUND 210

| | 7/31/2023 YTD | 7/31/2023 Month |
|---|---|---|
| **Balance Sheet** | | |
| **Assets:** | | |
| Cash | 2,444,328 | |
| Receivables | 242,731 | |
| Inventory | 37,570 | |
| Prepaid Expense | - | |
| Due From Others | - | |
| **Total Assets:** | 2,724,629 | |
| **Liabilities:** | | |
| Accounts Payable | - | |
| Deferred Revenue | 96,555 | |
| Due to Town | 352,007 | |
| Reserve for Encumbrance | 9,984 | |
| **Total Liabilities:** | 458,545 | |
| **Fund Balances:** | 2,266,084 | |
| **Statement of Revenues, Expenditures and Changes in Fund Balances** | | |
| **Revenue/increases:** | | |
| Food Sales/Charges for Service | 357 | 357 |
| Intergovernmental | - | - |
| Other Income/Interest | - | - |
| Intergovernmental (Town) Transfer | - | - |
| Increases | - | - |
| **Total revenue/increases** | 357 | 357 |
| **Expenses/decreases** | | |
| Wages | - | - |
| FICA | - | - |
| Medical | 41,372 | 41,372 |
| Other Expenses | - | - |
| Supplies | - | - |
| Cost of Food | - | - |
| Equipment/Capital | - | - |
| Intergovernmental Transfer | - | - |
| Decreases | - | - |
| **Total Expenditures/Increases** | 41,372 | 41,372 |
| Incr/(Decr) in fund balances before operating transfers | (41,016) | |
| Operating Transfers in/(out) | - | |
| Incr/(Decr) in fund balances after operating transfers | **(41,016)** | |
| **Fund Balances:** | | |
| Beginning of year | 2,307,099 | |
| End of period | 2,266,084 | |
| Months Revenue Control | 357 | |
| Month Expenditure Control | 41,372 | |

# School Lunch Financials for 2023-2024 School Year - FUND 210

| | | | | | | | | |
|---|---|---|---|---|---|---|---|---|
| **Profit (Loss) for the month** | (41,016) | | | | | | | |

# School Lunch Financials As of July 31, 2023 - FUND 210

| Balance Sheet as of 7/31 | Budget | 7/31/23 School Lunch | Encumbered | Available/ (Over) | 7/31/22 School Lunch | YTY Diff. | % Change |
|---|---|---|---|---|---|---|---|
| **Assets:** | | | | | | | |
| Cash | | 2,444,328 | | | 2,353,522 | 90,806 | 3.86% |
| Receivables | | 242,731 | | | 353,365 | (110,634) | -31.31% |
| Inventory | | 37,570 | | | 36,643 | 928 | 2.53% |
| Prepaid Expense | | | | | | | |
| Due From Others | | | | | | | |
| **Total Assets:** | | 2,724,629 | | | 2,743,529 | (18,900) | -0.69% |
| | | | | | | | |
| **Liabilities:** | | | | | | | |
| Accounts Payable | | - | | | - | - | |
| Deferred Revenue | | 96,555 | | | 78,517 | 18,038 | 22.97% |
| Due to Town | | 352,007 | | | 1,142,004 | (789,997) | -69.18% |
| Reserve for Encumbrance | | 9,984 | | | - | 9,984 | |
| **Total Liabilities:** | | 458,545 | | | 1,220,521 | (761,975) | -62.43% |
| | | | | | | | |
| **Fund Balances:** | | 2,266,084 | | | 1,523,008 | 743,075 | 48.79% |
| | | | | | | | |
| **Statement of Revenues, Expenditures and Changes in Fund Balances for the month ended 7/31** | | | | | | | |
| **Revenue/increases:** | | | | | | | |
| Food Sales/Charges for Service | - | 357 | | (357) | 297 | 60 | 20.21% |
| Intergovernmental | - | - | | - | - | - | |
| Other Income/Interest | - | - | | - | | - | |
| Intergovernmental (Town) Transfer | - | - | | - | | - | |
| Increases | | | | - | | - | |
| **Total revenue/increases** | | 357 | - | (357) | 297 | 60 | 20.21% |
| | | | | | | | |
| **Expenses/decreases** | | | | | | | |
| Wages | - | - | 54,280 | (54,280) | - | - | |
| FICA | - | - | | - | - | - | |
| Medical | - | 41,372 | 483,928 | (525,300) | 46,860 | (5,488) | -11.71% |
| Other Expenses | - | - | 27,000 | (27,000) | (468) | 468 | -100.00% |
| Supplies | - | | | - | | - | |
| Cost of Food | - | | | - | | - | |
| Equipment/Capital | - | | | - | | - | |
| Intergovernmental (Town) Transfer | | | | - | | - | |
| Decreases | | | | - | | - | |
| **Total Expenditures/Increases** | - | 41,372 | 565,208 | (606,580) | 46,392 | (5,020) | -10.82% |
| | | | | | | | |
| Incr/(Decr) in fund balances before operating transfers | | (41,016) | | | (46,095) | 5,080 | -11.02% |
| Operating Transfers in/(out) | | - | | | - | - | |
| Incr/(Decr) in fund balances after operating transfers | | **(41,016)** | | | **(46,095)** | 5,080 | -11.02% |
| | | | | | | | |
| Fund Balances: | | | | | | | |
| Beginning of year | | 2,307,099 | | | 1,569,104 | 737,995 | 47.03% |
| End of period | | 2,266,084 | | | 1,523,008 | 743,075 | 48.79% |
| | | | | | | | |
| Months Revenue Control | | 357 | | | 297 | | |
| Months Exp Control | | 41,372 | | | 46,392 | | |
| | | | | | | | |
| Profit (Loss) for the month | | **(41,016)** | | | **(46,095)** | 5,080 | -11.02% |

| Trumbull Board of Education | | | | | | | | | | |
|---|---|---|---|---|---|---|---|---|---|---|
| Scholarship Details | | | | | | | | | | |
| Fund Balance as of 7/1/23 | | | | 7/1/23 to 7/31/23 | | | | Fund Balance as of 7/31/23 | | |
| Restricted | Unrestricted | Total | Account Name | Revenues | Expenditures | Net Rev(Exp) | | Restricted | Unrestricted | Total |
| $ 1,685 | $ 195 | $ 1,880 | Brewster | $ - | $ - | $ - | | $ 1,685 | $ 195 | $ 1,880 |
| $ - | $ 6,947 | $ 6,947 | Peter Burke | $ - | $ - | $ - | | $ - | $ 6,947 | $ 6,947 |
| $ - | $ 1,440 | $ 1,440 | K. Capobianco | $ - | $ - | $ - | | $ - | $ 1,440 | $ 1,440 |
| $ - | $ 8,457 | $ 8,457 | Donna Cassidy | $ - | $ - | $ - | | $ - | $ 8,457 | $ 8,457 |
| $ - | $ 40 | $ 40 | Citizenship/Holdsworth | $ - | $ - | $ - | | $ - | $ 40 | $ 40 |
| $ - | $ 34,042 | $ 34,042 | Chelsea Cunha | $ - | $ - | $ - | | $ - | $ 34,042 | $ 34,042 |
| $ - | $ 5,979 | $ 5,979 | Mary Curtiss | $ - | $ - | $ - | | $ - | $ 5,979 | $ 5,979 |
| $ 10,000 | $ 1,137 | $ 11,137 | S. Dick Electronics | $ - | $ - | $ - | | $ 10,000 | $ 1,137 | $ 11,137 |
| $ - | $ 1,094 | $ 1,094 | Ran Grinnell | $ - | $ - | $ - | | $ - | $ 1,094 | $ 1,094 |
| $ - | $ 3,892 | $ 3,892 | Clare Hampford | $ - | $ - | $ - | | $ - | $ 3,892 | $ 3,892 |
| $ - | $ 10 | $ 10 | G. Hartz | $ - | $ - | $ - | | $ - | $ 10 | $ 10 |
| $ - | $ 11,135 | $ 11,135 | Peter Horton | $ - | $ - | $ - | | $ - | $ 11,135 | $ 11,135 |
| $ - | $ 3,242 | $ 3,242 | Klein/ Danaher | $ - | $ - | $ - | | $ - | $ 3,242 | $ 3,242 |
| $ - | $ 78 | $ 78 | Lorimer | $ - | $ - | $ - | | $ - | $ 78 | $ 78 |
| $ - | $ 557 | $ 557 | Dr. Gloria Maina | $ - | $ - | $ - | | $ - | $ 557 | $ 557 |
| $ - | $ 165 | $ 165 | Frances S. Mallett | $ - | $ - | $ - | | $ - | $ 165 | $ 165 |
| $ - | $ 13,222 | $ 13,222 | Loretta McDougall | $ - | $ - | $ - | | $ - | $ 13,222 | $ 13,222 |
| $ - | $ 5,310 | $ 5,310 | Middlebrook Wings | $ - | $ - | $ - | | $ - | $ 5,310 | $ 5,310 |
| $ - | $ 9,660 | $ 9,660 | Karen Mraz | $ - | $ - | $ - | | $ - | $ 9,660 | $ 9,660 |
| $ - | $ 537 | $ 537 | National Merit | $ - | $ - | $ - | | $ - | $ 537 | $ 537 |
| $ - | $ 512 | $ 512 | Ralph Pascale | $ - | $ - | $ - | | $ - | $ 512 | $ 512 |
| $ 8,000 | $ 1,038 | $ 9,038 | PHNA | $ - | $ - | $ - | | $ 8,000 | $ 1,038 | $ 9,038 |
| $ - | $ 15,416 | $ 15,416 | Jill Resnick | $ - | $ - | $ - | | $ - | $ 15,416 | $ 15,416 |
| $ 5,190 | $ 971 | $ 6,161 | R. Rossomando | $ - | $ - | $ - | | $ 5,190 | $ 971 | $ 6,161 |
| $ 2,500 | $ 314 | $ 2,814 | R. Simses | $ - | $ - | $ - | | $ 2,500 | $ 314 | $ 2,814 |
| $ 2,200 | $ 277 | $ 2,477 | R. Stowe | $ - | $ - | $ - | | $ 2,200 | $ 277 | $ 2,477 |
| $ - | $ 1,114 | $ 1,114 | Trumbull High | $ - | $ - | $ - | | $ - | $ 1,114 | $ 1,114 |
| $ - | $ 212 | $ 212 | Jennie N. Villano | $ - | $ - | $ - | | $ - | $ 212 | $ 212 |
| $ 10,000 | $ 1,140 | $ 11,140 | Zink | $ - | $ - | $ - | | $ 10,000 | $ 1,140 | $ 11,140 |
| | | | | | | | | | | |
| $ 39,575 | $ 128,130 | $ 167,705 | **Total Scholarship Fund** | $ - | $ - | $ - | | $ 39,575 | $ 128,130 | $ 167,705 |

FOR 2024 01

| | | ORIGINAL APPROP | TRANFRS/ ADJSTMTS | REVISED BUDGET | YTD ACTUAL | ENCUMBRANCES | AVAILABLE BUDGET | PCT USE/COL |
|---|---|---|---|---|---|---|---|---|
| 2051713 ELITE Business Program | | | | | | | | |
| 2051713 40400 | REVENUE | 0 | 0 | 0 | -2,892.50 | .00 | 2,892.50 | 100.0% |
| 2051713 40410 | GCRev | 0 | 0 | 0 | -55.00 | .00 | 55.00 | 100.0% |
| 2051713 51120 | AIDE-CLSRM | 0 | 0 | 0 | 1,460.06 | .00 | -1,460.06 | 100.0%* |
| 2051713 52001 | FICA/MEDIC | 0 | 0 | 0 | 40.63 | .00 | -40.63 | 100.0%* |
| 2051713 54000 | PURCH.PROP | 0 | 0 | 0 | 485.94 | 5,832.86 | -6,318.80 | 100.0%* |
| 2051713 54101 | ELECTRIC | 0 | 0 | 0 | .00 | 5,000.00 | -5,000.00 | 100.0%* |
| 2051713 54410 | RENT | 0 | 0 | 0 | 4,077.08 | 45,831.24 | -49,908.32 | 100.0%* |
| 2051713 54900 | PROP SERV | 0 | 0 | 0 | .00 | 9,129.98 | -9,129.98 | 100.0%* |
| 2051713 55000 | Other Purc | 0 | 0 | 0 | 639.05 | 3,562.94 | -4,201.99 | 100.0%* |
| 2051713 56000 | Supplies | 0 | 0 | 0 | 34.57 | 3,526.00 | -3,560.57 | 100.0%* |
| 2051713 56202 | NATUR. GAS | 0 | 0 | 0 | 8.65 | 2,500.00 | -2,508.65 | 100.0%* |
| 2051713 58900 | DUES | 0 | 0 | 0 | 55.46 | .00 | -55.46 | 100.0%* |
| 2051713 59998 | PR YR SUR | 0 | 4,135 | 4,135 | .00 | .00 | 4,134.51 | .0% |
| TOTAL ELITE Business Program | | 0 | 4,135 | 4,135 | 3,853.94 | 75,383.02 | -75,102.45 | 1916.5% |
| | TOTAL REVENUES | 0 | 0 | 0 | -2,947.50 | .00 | 2,947.50 | |
| | TOTAL EXPENSES | 0 | 4,135 | 4,135 | 6,801.44 | 75,383.02 | -78,049.95 | |
| | GRAND TOTAL | 0 | 4,135 | 4,135 | 3,853.94 | 75,383.02 | -75,102.45 | 1916.5% |

** END OF REPORT - Generated by Peg Brindisi **

FOR 2024 01

| | ORIGINAL APPROP | TRANFRS/ ADJSTMTS | REVISED BUDGET | YTD ACTUAL | ENCUMBRANCES | AVAILABLE BUDGET | PCT USE/COL |
|---|---|---|---|---|---|---|---|
| **2051709 THS Student Parking** | | | | | | | |
| 2051709 40150 Misc Inc | 0 | 0 | 0 | -17.36 | .00 | 17.36 | 100.0% |
| 2051709 40400 Parking | 0 | 0 | 0 | -19,350.00 | .00 | 19,350.00 | 100.0% |
| 2051709 58900 DUES | 0 | 0 | 0 | 4.58 | .00 | -4.58 | 100.0%* |
| 2051709 59998 THS Park | 0 | 187 | 187 | .00 | .00 | 187.35 | .0% |
| TOTAL THS Student Parking | 0 | 187 | 187 | -19,362.78 | .00 | 19,550.13 | *******% |
| TOTAL REVENUES | 0 | 0 | 0 | -19,367.36 | .00 | 19,367.36 | |
| TOTAL EXPENSES | 0 | 187 | 187 | 4.58 | .00 | 182.77 | |
| GRAND TOTAL | 0 | 187 | 187 | -19,362.78 | .00 | 19,550.13 | *******% |

** END OF REPORT - Generated by Peg Brindisi **

| Trumbull Board of Education | | | | | | | | | |
|---|---|---|---|---|---|---|---|---|---|
| Special Revenue BOE Programs | | | | | | | | | |
| | | 7/1/23 to 7/31/23 | | | Fund Balance(Deficit) as of | | | | |
| Org# | Description | Revenues | Operating Transfer In (Out) also reflected in Revenue (Expense) | Expenditures | Encumbrances | Revenues over (under) Expenditures includes Operating Transfers | 7/1/2023 | Adj Journal for Prior Year Unliquidated POs closed out to the Fund Balance | 7/31/2023 |
| 2051660 | ACE Foundation | - | - | - | - | - | 58 | - | 58 |
| 2059530 | Agriscience | - | - | - | - | - | 177,407 | - | 177,407 |
| 2051121 | Athletics | 7,903 | - | 7,496 | - | 407 | 104,763 | - | 105,170 |
| 2052651 | Building Use | 31 | - | 4,510 | 219 | (4,699) | 40,335 | - | 35,636 |
| 2051650 | Continuing Ed | - | - | 2,039 | 46,980 | (49,019) | 3,784 | - | (45,234) |
| 2051100 | Driver's Education | 4,673 | - | 11 | 1,536 | 3,126 | 37,184 | - | 40,310 |
| 2051711 | E Sports | - | - | - | 1,945 | (1,945) | 5,160 | - | 3,215 |
| 2051717 | Elementary Strings/Band | 125 | - | - | - | 125 | 15,119 | - | 15,244 |
| 2051713 | ELITE Business Program | 2,948 | - | 6,801 | 75,383 | (79,237) | 4,135 | - | (75,102) |
| 2056230 | Guidance/Testing | - | - | - | - | - | 11,521 | - | 11,521 |
| 2059240 | Interdistrict (TECEC*/REACH*/IIP*) | - | - | - | - | - | 65,938 | - | 65,938 |
| 2059540 | Madison Grant | - | - | - | - | - | 368 | - | 368 |
| 2059490 | Miscellaneous | - | - | - | - | - | 2,401 | - | 2,401 |
| 2051019 | PE Day | - | - | - | - | - | 247 | - | 247 |
| 2051200 | PPS Medicaid Program (SBCH) | 24,370 | - | 4,619 | 76,933 | (57,182) | 58,182 | - | 1,000 |
| 2055904 | Rebates | 19,154 | - | 6,980 | - | 12,174 | 82,592 | - | 94,766 |
| **2051600** | **Summer Explorations 23-24 (ends 12/31/23)** | **26,061** | - | **111,513** | **40,020** | **(125,472)** | **232,392** | **-** | **106,921** |
| **2051600** | **Summer Explorations 24-25 (starts 1/1/24)** | **-** | - | **-** | **-** | **-** | **-** | **-** | **-** |
| 2052221 | Take Home Device Insurance | 135 | - | 10,680 | - | (10,544) | 36,869 | - | 26,325 |
| 2057100 | THS AP Testing | - | - | - | - | - | 12,828 | - | 12,828 |
| 2051380 | THS Auditorium | - | - | - | - | - | 4,065 | - | 4,065 |
| 2059400 | THS Connections | - | - | - | - | - | 1,125 | - | 1,125 |
| 2059450 | THS Culinary Kitchen Catering | - | - | - | 480 | (480) | 4,203 | - | 3,723 |
| 2055400 | THS Musical | - | - | - | - | - | 39,244 | - | 39,244 |
| 2051709 | THS Student Parking | 19,367 | - | 5 | - | 19,363 | 187 | - | 19,550 |
| 2059510 | Typical or Troubled Grant | - | - | - | - | - | 643 | - | 643 |
| 2056207 | Used Book Sales | - | - | - | - | - | 2,145 | - | 2,145 |
| 2055213 | Voluntary Insurance | - | - | 22,314 | 273,423 | (295,737) | 11,647 | - | (284,090) |
| | | | | | | | | | |
| | **Total Special Revenue Fund** | **$ 104,766** | **$ -** | **$ 176,968** | **$ 516,918** | **$ (589,120)** | **$ 954,542** | **$ -** | **$ 365,422** |
| | | | | | | | | | |
| * | TECEC-Trumbull Early Childhood Education Center | | | | | | | | |
| * | REACH-Regional Educational Academic and Counseling Help | | | | | | | | |
| * | IIP-Interim Instructional (transition) Program | | | | | | | | |

TRUMBULL BOARD OF EDUCATION
TRUMBULL, CONNECTICUT

Report to the Board of Education
Regular Meeting, November 14, 2023 Martin Semmel, Ed.D.

Agenda Item IV-A Pending Litigation

Recommendation: Receive and file.

# PENDING LITIGATION

| CASE<br>TOWN/BOARD | DESCRIPTION | CASE | REPRESENTATIVE<br>TOWN/BOARD |
|---|---|---|---|
| 1. C.T., J.T. and L.T. vs. | C.T., a Trumbull minor, his parents J.T. and L.T., alleged that he was injured on or about November 13, 2019 while playing soccer at recess and fell into a hole on the soccer field near the goal. Their claim covers that the soccer field was in an uneven, defective and/or dangerous condition. This claim seeks monetary damages against Board of Education, Town of Trumbull and Parks and Recreation Department. (Notice of claim received January 9, 2020). | Pending | Town/Board |
| 2. M.D. vs. | M.D., former Director of Facilities, claims his termination of employment on 2/7/20 constitutes a breach of his employment contract with Trumbull Board of Education. This claim seeks monetary damages against Trumbull Board of Education. (Notice of claim received 5/20/20). | Pending | Town/Board |

TRUMBULL BOARD OF EDUCATION
TRUMBULL, CONNECTICUT

Report to the Board of Education
Regular Meeting, November 14, 2023

Agenda Item IV-B

Status of Negotiations

Please see reverse side for status of negotiations with the eight bargaining units.

Recommendation:

Receive and file.

# STATUS OF NEGOTIATIONS

| Unit | Member of Board's Negotiating Team | Status of Negotiations |
|---|---|---|
| Teachers<br>TEA | Attorney Floyd Dugas<br>Marie Petitti<br>Alison Squiccimaro | The TEA Agreement covers the period from July 1, 2023 to June 30, 2026. |
| Administrators<br>TAA | Attorney Floyd Dugas<br>Marie Petitti<br>Alison Squiccimaro | The TAA Agreement covers the period from July 1, 2024 to June 30, 2027. |
| Administrative Support Services | Attorney Floyd Dugas | The (TASS) Administrative Support covers the period from July 1, 2021 to June 30, 2025. |
| CALU | | |
| Custodial/Maintenance<br><br>UPSEU LOCAL #424 | Attorney Floyd Dugas | The Custodial/Maintenance Agreement covers the period from July 1, 2021 to June 30, 2025. |
| Paraprofessionals<br>UPSEU LOCAL #424 | Attorney Floyd Dugas | The Paraprofessional Agreement covers the period from July 1, 2021 to June 30, 2025. |
| Cafeteria Workers<br>UPSEU LOCAL #424 | Attorney Floyd Dugas | The Cafeteria Workers Agreement covers the period from July 1, 2020 to June 30, 2024. |
| CILU Supervisor/<br>Support Staff<br>CILU LOCAL #21 | Attorney Floyd Dugas | The CILU Supervisors Agreement covers the period from July 1, 2021 to June 30, 2024.<br><br>The CILU Support Agreement covers the period from July 1, 2021 to June 30, 2024. |