



Campus: Shingle Springs  
 Principal: Sara Meece  
 Report Month: November  
 Date of Report: 10/31/23

## Shingle Springs Campus Update

### CLASSROOMS

TEACHER'S NAME	CLASSROOM	GRADE LEVEL	CA CRED.	MONTESSORI CERTIFICATION	CURRENT ENROLLMENT
Mikayla Ralph	Cherry	TK/K	CTC Intern	3-6 IP	20
Katie Curtin	Pine	K/1	CTC Intern	3-6/6-9 IP	24
Charmaine Scott	Apple	K/1	CTC	3-6/6-9	24
Eileen Perkins	Mimosa	K/1	CTC	3-6/6-9	27
Shari DeVille	Cedar	K/1	CTC	3-6/6-9	26
Natasha Raffety	Plum	K/1	CTC	3-6/6-9/MS	19
Brittany Akinaka	Aspen	2/3	CTC	6-9	24
Kelly Engelken	Wisteria	2/3	CTC Intern	6-9 IP	24
Ronda Ritchie	Laurel	2/3	CTC	6-9	24
Emily McDaniel	Willow	2/3	CTC	6-9	24
Molly Vardy	Olive	2/3	CTC	6-9	24
Samantha Purcell	Manzanita	4,5,6	CTC	6-9/9-12	25
Caleb Peterson	Palm	4,5,6	CTC	6-9/9-12	25
Heather Perry	Juniper	4,5,6	CTC	6-12 IP	26
Kelsey Zeigler	Fig	4,5,6	CTC Intern	3-6, 6-12 IP	24
Christina Sherrod	Elm	4,5,6	CTC	6-9/9-12	17
Marina Lopez-Ortiz	Elm	4,5,6	CTC Intern	6-9/9-12 IP	17
Hannah Lackey	Magnolia	4,5,6	CTC	6-9/9-12 IP	34
Robert Thomas	Madrone- MS	7/8	CTC	Secondary (MS)	25
Tom Freer	Dogwood- MS	7/8	CTC	6-9/Secondary (MS)	26
Rachel Starling	Redbud- MS	7/8	CTC	Secondary (MS) IP	25
Sueanne Zufelt	Elder- MS	7/8	CTC Intern	3-6	25

### ENROLLMENT/WAITLIST

Waitlist:	BUDGETED ENROLLMENT: 523						ACTUAL ENROLLMENT: 529			
	TK	K	1 <sup>st</sup>	2 <sup>nd</sup>	3 <sup>rd</sup>	4 <sup>th</sup>	5 <sup>th</sup>	6 <sup>th</sup>	7 <sup>th</sup>	8 <sup>th</sup>
2023-2024 = 156	31	13	20	25	6	25	2	22	10	2

### DISCIPLINE

SUSPENSIONS		EXPULSIONS	
Current: 0	YTD: 0	Current: 0	YTD: 0

### ENGLISH LANGUAGE LEARNERS

Students: *
-------------

## ENRICHMENT/SUPPORT/CLUB MONTESSORI/SPECIAL EDUCATION

Enrichment/Support Positions	Club Montessori Enrollment		Special Education Services	Totals
Math Intervention Specialist	<b>Programs: Summer Club</b>	42	IEP:	70
Reading Intervention Specialist	<b>Before School</b>	35	RSP/SAI:	44
PE Teacher/Athletic Director	<b>TK/K Supplement</b>	42	Speech:	36
VAPA Teacher	<b>After School</b>	50	Occupational Therapy:	15
School Counselor	<b>Early Release Day</b>	40	Physical Therapy:	*
			Behavior:	*
	<b>Total Participation</b>	131	Psychological Services:	*
	<b>Scholarship Students</b>	7	Individual Counseling:	6
			Deaf Hard of Hearing:	*
			Visual Impairment:	*
	<b>Waitlist</b>	15	Adapted Physical Education:	*

## STUDENT HEALTH AND SAFETY

TOPIC	GRADE	DATE	AGENCY
Hearing Screening	K, 2, 5 & 8	8/31/23	K12 Health
Vision Screening	1, 3 & 6	8/31/23	K12 Health
Drug Education	7, 8	Winter	STAFF Health Curriculum
Sexual Health	7, 8	Spring	STAFF Health Curriculum

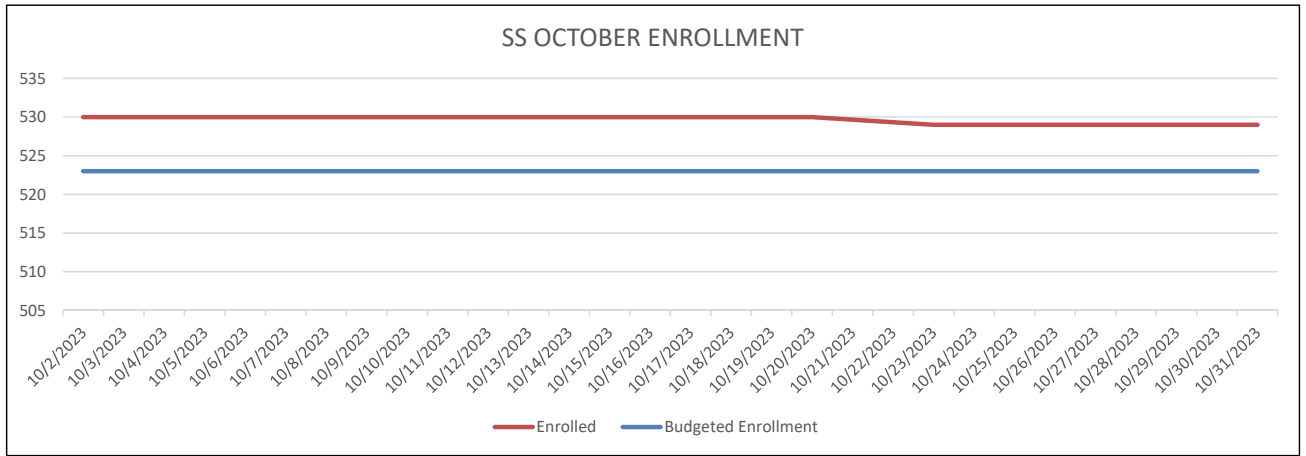
EMERGENCY DRILLS	Up to Date Y/N
Fire/Evacuation	Y
Earthquake	Y
Lockdown/Shelter in Place	Y
Club M – Fire Drill	Y
Club M – Earthquake	Y
Club M – Lockdown/Shelter in Place	Y

## FUNDRAISING EFFORTS

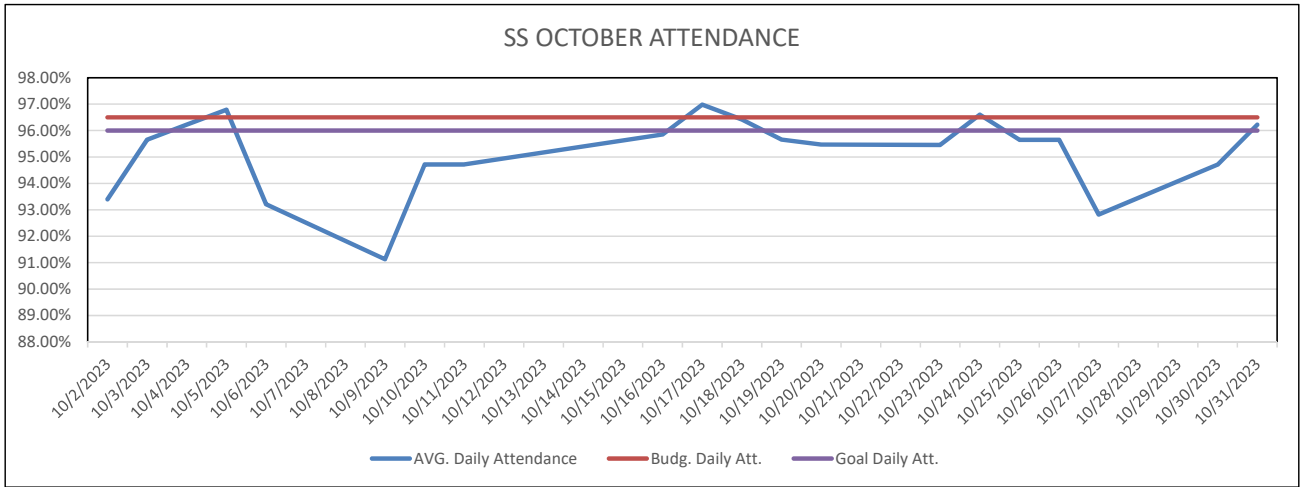
Event	Date Scheduled/Total Raised	Funds Used For
Sabrina Bowl	\$3,100	Scholarship fund and field restoration
Believe	\$17,877	Individual student field trip accounts
Trunk or Treat	\$1,039 MS/\$3,301 Class Accounts	Middle school field trips and class accounts
Fall Scholastic Book Fair	October 30 <sup>th</sup> – November 3 <sup>rd</sup> , 2023	Campus and classroom libraries
Sweetheart Dance	TBD	Middle school field trips
APEX	April 15 <sup>th</sup> – 26 <sup>th</sup> , 2024	TBD
Spring Scholastic Book Fair	March 4 <sup>th</sup> – 8 <sup>th</sup> , 2024	Campus and classroom libraries
Spring Carnival	TBD	General campus improvements
Bricks for Campus Improvement	Ongoing	General campus improvements
Total	\$20,977	

\*Denotes less than 5 students

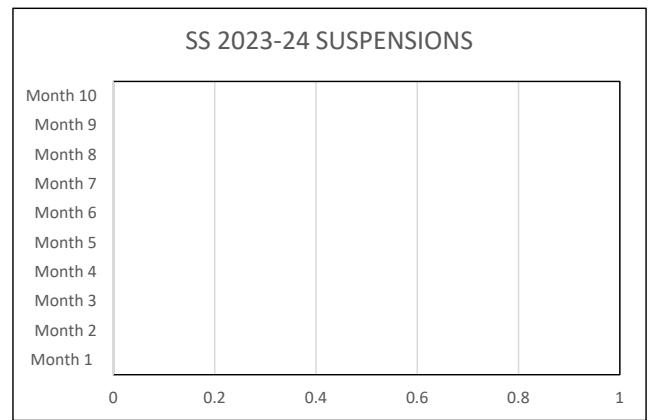
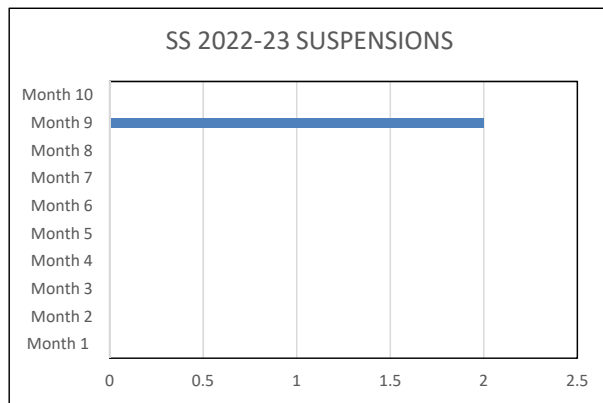
**ENROLLMENT CHARTS**



**ATTENDANCE CHARTS**



**SUSPENSION CHARTS**



**STUDENT  
DEMOGRAPHIC  
CHARTS**

