



# Holmes Middle School





Panorama for SEL -- Grades 6-8  
Spring 2022



Report created by  
Panorama Education



# Summary

Topic Description	Results	Benchmark
<b>Compassion</b>	<p><b>47%</b></p> <p>▼7</p> <p>since last survey</p>	
<b>Cultural awareness and action</b>	<p><b>43%</b></p> <p>▲2</p> <p>since last survey</p>	
<p><b>Emotion Regulation</b></p> <p>How well students regulate their emotions.</p>	<p><b>43%</b></p> <p>▼2</p> <p>since last survey</p>	 <p>20th - 39th percentile compared to others nationally</p>
<p><b>Engagement</b></p> <p>How attentive and invested students are in class.</p>	<p><b>35%</b></p> <p>▼2</p> <p>since last survey</p>	 <p>20th - 39th percentile compared to others nationally</p>
<p><b>Grit</b></p> <p>How well students are able to persevere through setbacks to achieve important long-term goals.</p>	<p><b>45%</b></p> <p>▼2</p> <p>since last survey</p>	 <p>0th - 19th percentile compared to others nationally</p>
<b>Hope</b>	<p><b>55%</b></p> <p>0</p> <p>since last survey</p>	
<p><b>Learning Strategies</b></p> <p>How well students deliberately use strategies to manage their own learning processes generally.</p>	<p><b>52%</b></p> <p>0</p> <p>since last survey</p>	 <p>20th - 39th percentile compared to others nationally</p>



### Rigorous Expectations

How much students feel that their teachers hold them to high expectations around effort, understanding, persistence, and performance in class.

60%

▼ 6  
since last survey



0th - 19th percentile compared to others nationally

### Self-Efficacy

How much students believe they can succeed in achieving academic outcomes.

48%

▲ 3  
since last survey



20th - 39th percentile compared to others nationally

### Self-Management

How well students manage their emotions, thoughts, and behaviors in different situations.

66%

▼ 6  
since last survey



20th - 39th percentile compared to others nationally

### Sense of Belonging

How much students feel that they are valued members of the school community.

38%

▼ 6  
since last survey



0th - 19th percentile compared to others nationally

### Social Awareness

How well students consider the perspectives of others and empathize with them.

58%

▼ 5  
since last survey



0th - 19th percentile compared to others nationally

### Social Perspective-Taking

The extent to which students consider the perspectives of their teachers.

50%

▼ 1  
since last survey



60th - 79th percentile compared to others nationally

### Teacher-Student Relationships

How strong the social connection is between teachers and students within and beyond the classroom.

54%

▼ 6  
since last survey



20th - 39th percentile compared to others nationally

476 responses



# Compassion

Your average

**47%**

476 responses

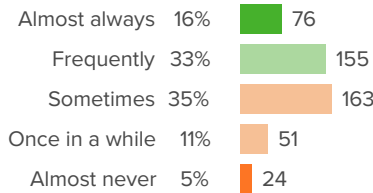
Change

**▼ 7**

since last survey

## How did people respond?

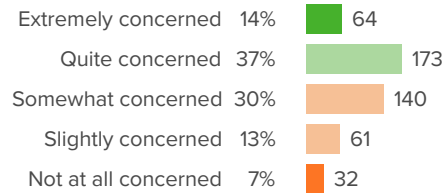
**Q.1: When you see people at school who need help, how often do you try to help them?**



▼ 11 from last survey

Favorable: **49%**

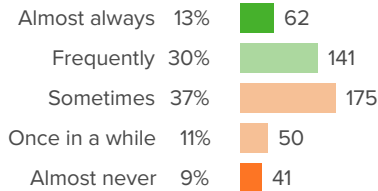
**Q.2: When people at school seem upset, how concerned do you get?**



▼ 4 from last survey

Favorable: **50%**

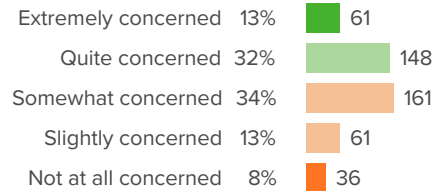
**Q.3: When you see people outside of school who need help, how often do you try to help them?**



▼ 11 from last survey

Favorable: **43%**

**Q.4: When people outside of school seem upset, how concerned do you get?**



▼ 3 from last survey

Favorable: **45%**



# Cultural awareness and action

Your average

# 43%

476 responses

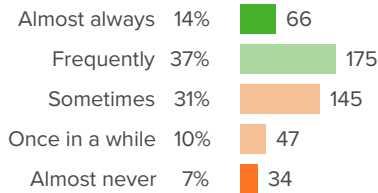
Change

# ▲ 2

since last survey

## How did people respond?

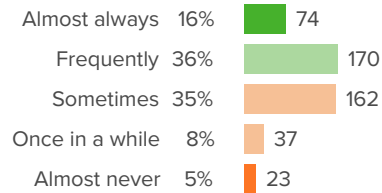
**Q.1: How often do teachers encourage you to learn about people from different races, ethnicities, or cultures?**



▲ 2 from last survey

Favorable: **52%**

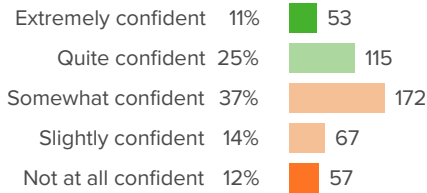
**Q.2: How often do you think about what someone of a different race, ethnicity, or culture experiences?**



▲ 3 from last survey

Favorable: **52%**

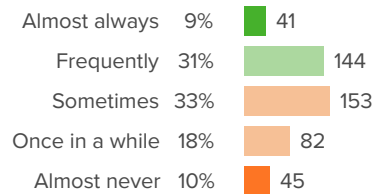
**Q.3: How confident are you that students at your school can have honest conversations with each other about race?**



▼ 4 from last survey

Favorable: **36%**

**Q.4: At your school, how often are you encouraged to think more deeply about race-related topics?**

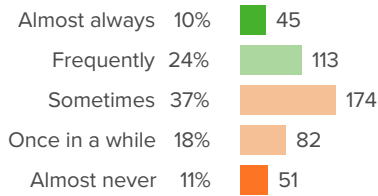


▲ 8 from last survey

Favorable: **40%**



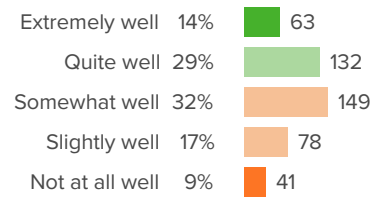
**Q.5: When there are major news events related to race, how often do adults at your school talk about them with students?**



▲ 5 from last survey

Favorable: **34%**

**Q.6: How well does your school help students speak out against racism?**



▼ 6 from last survey

Favorable: **42%**



# Emotion Regulation

Your average

# 43%

476 responses

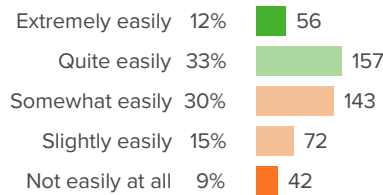
Change

# ▼ 2

since last survey

## How did people respond?

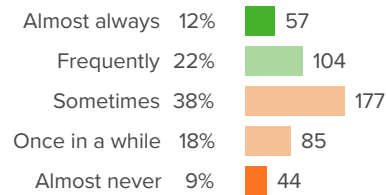
### Q.1: When you are feeling pressured, how easily can you stay in control?



▲ 3 from last survey

Favorable: **45%**

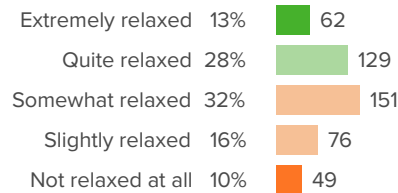
### Q.2: How often are you able to pull yourself out of a bad mood?



▼ 1 from last survey

Favorable: **34%**

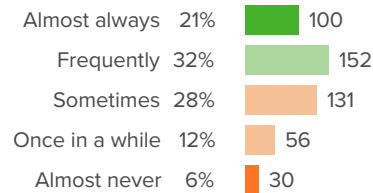
### Q.3: When everybody around you gets angry, how relaxed can you stay?



▲ 1 from last survey

Favorable: **41%**

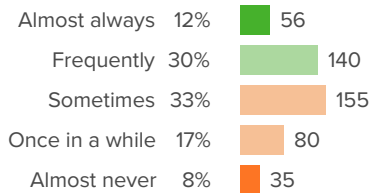
### Q.4: How often are you able to control your emotions when you need to?



▼ 7 from last survey

Favorable: **54%**

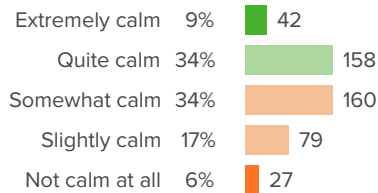
### Q.5: Once you get upset, how often can you get yourself to relax?



▼ 6 from last survey

Favorable: **42%**

### Q.6: When things go wrong for you, how calm are you able to remain?



▲ 0 from last survey

Favorable: **43%**



# Engagement

Your average

**35%**

476 responses

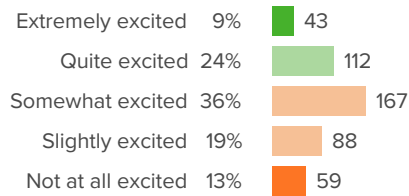
Change

**▼ 2**

since last survey

## How did people respond?

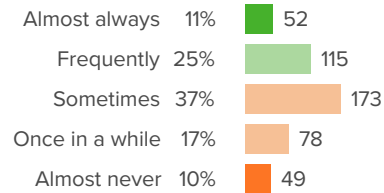
### Q.1: How excited are you about going to your classes?



▼ 2 from last survey

Favorable: **33%**

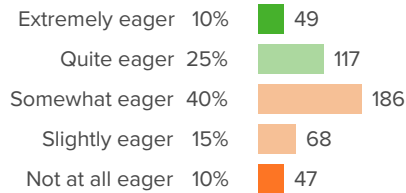
### Q.2: How often do you get so focused on activities in your classes that you lose track of time?



▼ 4 from last survey

Favorable: **36%**

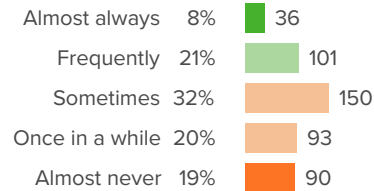
### Q.3: In your classes, how eager are you to participate?



▼ 4 from last survey

Favorable: **36%**

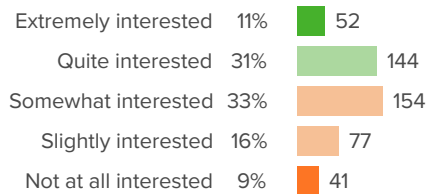
### Q.4: When you are not in school, how often do you talk about ideas from your classes?



▲ 1 from last survey

Favorable: **29%**

### Q.5: Overall, how interested are you in your classes?



▲ 0 from last survey

Favorable: **42%**





# Grit

Your average

# 45%

476 responses

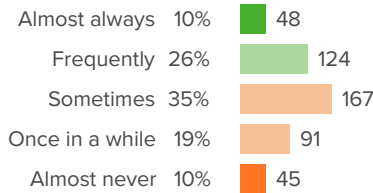
Change

# ▼ 2

since last survey

## How did people respond?

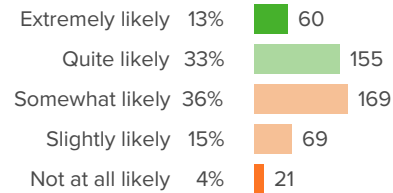
**Q.1: How often do you stay focused on the same goal for several months at a time?**



▲ 0 from last survey

Favorable: **36%**

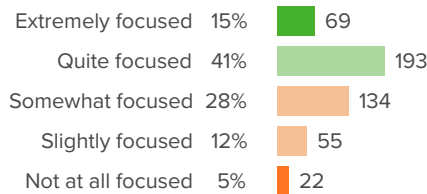
**Q.2: If you fail to reach an important goal, how likely are you to try again?**



▼ 8 from last survey

Favorable: **45%**

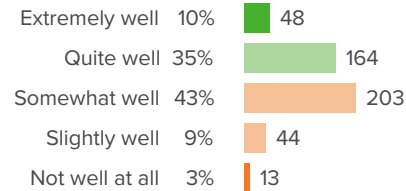
**Q.3: When you are working on a project that matters a lot to you, how focused can you stay when there are lots of distractions?**



▲ 2 from last survey

Favorable: **55%**

**Q.4: If you have a problem while working towards an important goal, how well can you keep working?**

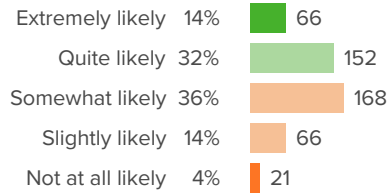


▲ 1 from last survey

Favorable: **45%**



**Q.5: Some people pursue some of their goals for a long time, and others change their goals frequently. Over the next several years, how likely are you to continue to pursue one of your current goals?**



▼ 3 from last survey

Favorable: **46%**



# Hope

Your average

**55%**

476 responses

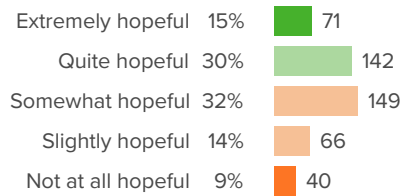
Change

**0**

since last survey

## How did people respond?

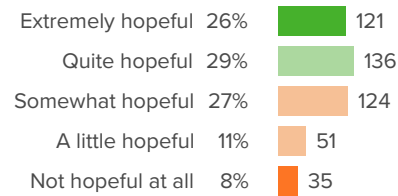
### Q.1: How hopeful do you feel about school?



▼ 3 from last survey

Favorable: **46%**

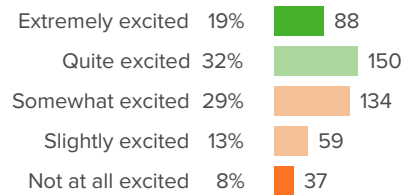
### Q.2: How hopeful do you feel about life?



▼ 4 from last survey

Favorable: **55%**

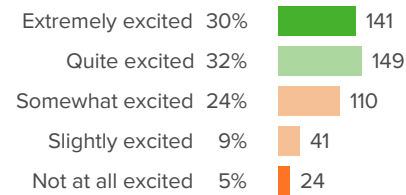
### Q.3: How excited are you about your future classes?



▲ 6 from last survey

Favorable: **51%**

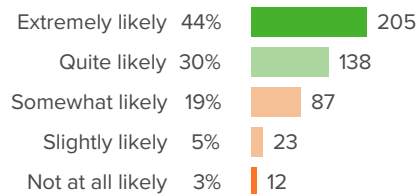
### Q.4: How excited are you about your future?



▲ 0 from last survey

Favorable: **62%**

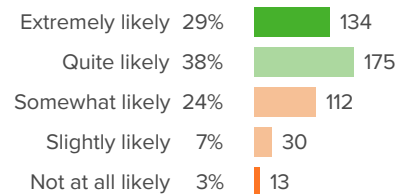
### Q.5: How likely are you to graduate high school?



▼ 3 from last survey

Favorable: **74%**

### Q.6: How likely are you to be successful in life?

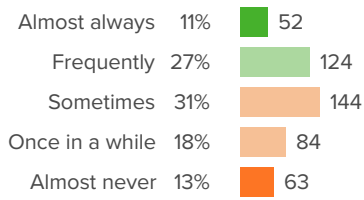


▲ 1 from last survey

Favorable: **67%**



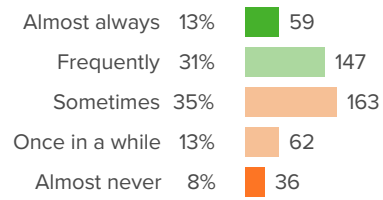
**Q.7: How often do you expect good things to happen to you at school?**



▲ 1 from last survey

Favorable: **38%**

**Q.8: How often do you expect good things to happen to you in life?**



▲ 0 from last survey

Favorable: **44%**



# Learning Strategies

Your average

**52%**

476 responses

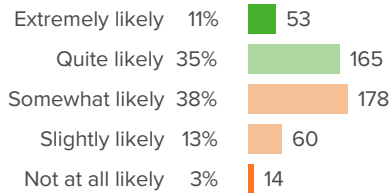
Change

**0**

since last survey

## How did people respond?

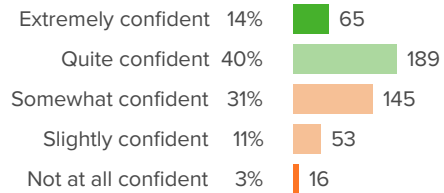
### Q.1: When you get stuck while learning something new, how likely are you to try a different strategy?



▼ 4 from last survey

Favorable: **46%**

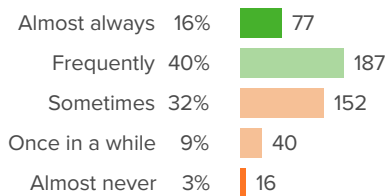
### Q.2: How confident are you that you can choose an effective strategy to get your schoolwork done well?



▲ 2 from last survey

Favorable: **54%**

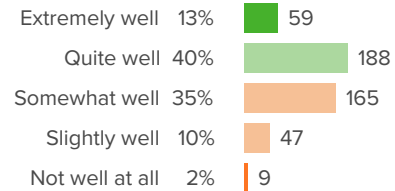
### Q.3: Before you start on a challenging project, how often do you think about the best way to approach the project?



▲ 4 from last survey

Favorable: **56%**

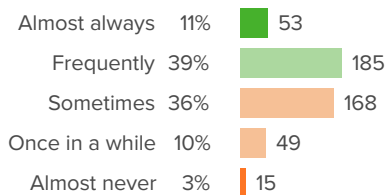
### Q.4: Overall, how well do your learning strategies help you learn more effectively?



▲ 0 from last survey

Favorable: **53%**

### Q.5: How often do you use strategies to learn more effectively?



▲ 0 from last survey

Favorable: **51%**



# Rigorous Expectations

Your average

**60%**

476 responses

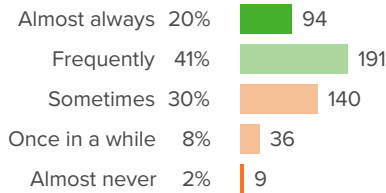
Change

**▼ 6**

since last survey

## How did people respond?

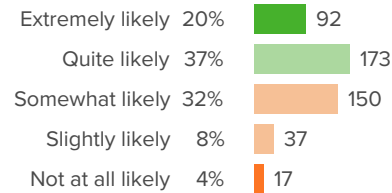
### Q.1: How often do your teachers make you explain your answers?



▲ 1 from last survey

Favorable: **61%**

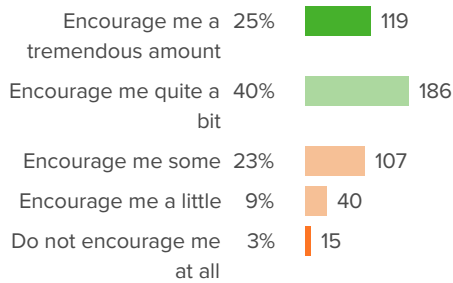
### Q.2: When you feel like giving up on a difficult task, how likely is it that your teachers will make you keep trying?



▼ 16 from last survey

Favorable: **57%**

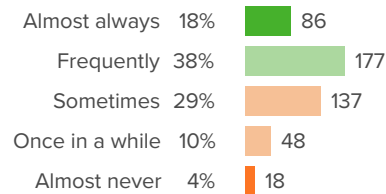
### Q.3: How much do your teachers encourage you to do your best?



▼ 10 from last survey

Favorable: **65%**

### Q.4: How often do your teachers take time to make sure you understand the material?

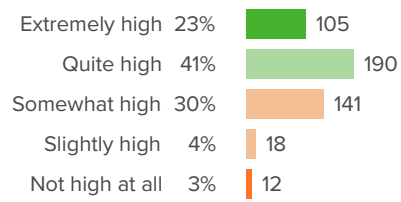


▼ 6 from last survey

Favorable: **56%**



**Q.5: Overall, how high are your teachers' expectations of you?**



▲ 2 from last survey

Favorable: **63%**



# Self-Efficacy

Your average

**48%**

476 responses

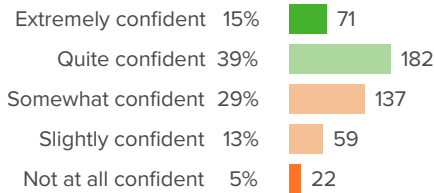
Change

**▲ 3**

since last survey

## How did people respond?

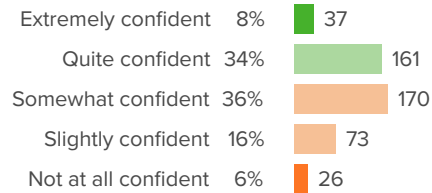
### Q.1: How confident are you that you can complete all the work that is assigned in your classes?



▲ 3 from last survey

Favorable: **54%**

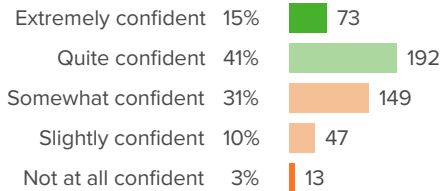
### Q.2: When complicated ideas are presented in class, how confident are you that you can understand them?



▲ 7 from last survey

Favorable: **42%**

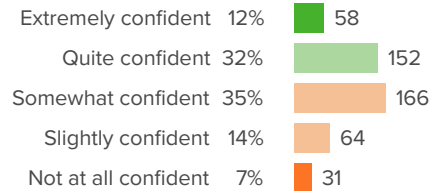
### Q.3: How confident are you that you can learn all the material presented in your classes?



▲ 1 from last survey

Favorable: **56%**

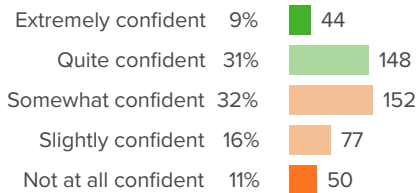
### Q.4: How confident are you that you can do the hardest work that is assigned in your classes?



▲ 3 from last survey

Favorable: **45%**

### Q.5: How confident are you that you will remember what you learned in your current classes, next year?



▲ 0 from last survey

Favorable: **41%**





# Self-Management

Your average

# 66%

476 responses

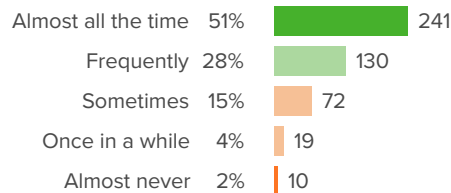
Change

# ▼ 6

since last survey

## How did people respond?

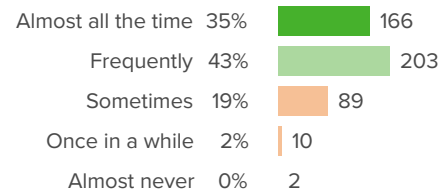
### Q.1: During the past 30 days...How often did you come to class prepared?



▼ 9 from last survey

Favorable: **79%**

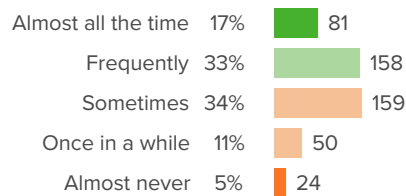
### Q.2: During the past 30 days...How often did you follow directions in class?



▼ 7 from last survey

Favorable: **79%**

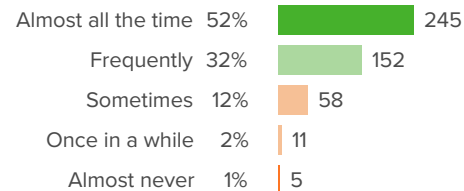
### Q.3: During the past 30 days...How often did you get your work done right away, instead of waiting until the last minute?



▲ 0 from last survey

Favorable: **51%**

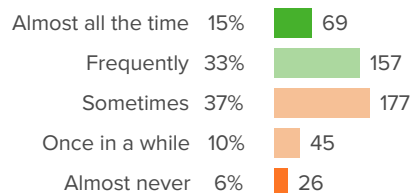
### Q.4: During the past 30 days...How often were you polite to adults?



▼ 7 from last survey

Favorable: **84%**

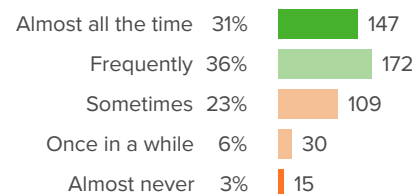
### Q.5: During the past 30 days...How often did you pay attention and resist distractions?



▼ 3 from last survey

Favorable: **48%**

### Q.6: During the past 30 days...When you were working independently, how often did you stay focused?

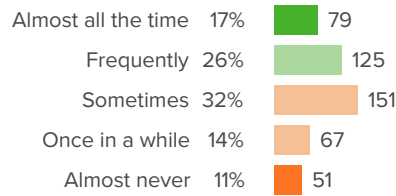


▼ 2 from last survey

Favorable: **67%**



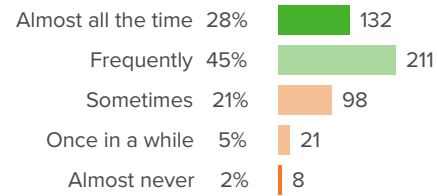
**Q.7: During the past 30 days...How often did you remain calm, even when someone was bothering you or saying bad things?**



▼ 3 from last survey

Favorable: **43%**

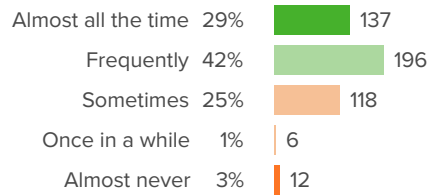
**Q.8: During the past 30 days...How often did you allow others to speak without interruption?**



▼ 8 from last survey

Favorable: **73%**

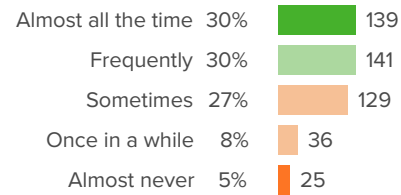
**Q.9: During the past 30 days...How often were you polite to other students?**



▼ 13 from last survey

Favorable: **71%**

**Q.10: During the past 30 days...How often did you keep your temper in check?**



▼ 11 from last survey

Favorable: **60%**



# Sense of Belonging

Your average

**38%**

476 responses

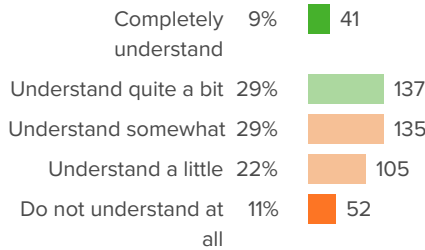
Change

▼ **6**

since last survey

## How did people respond?

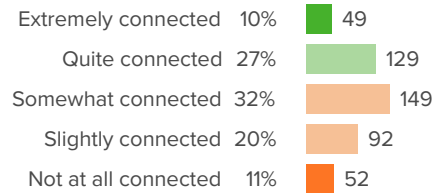
### Q.1: How well do people at your school understand you as a person?



▼ **2** from last survey

Favorable: **38%**

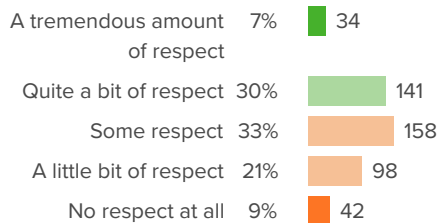
### Q.2: How connected do you feel to the adults at your school?



▼ **1** from last survey

Favorable: **38%**

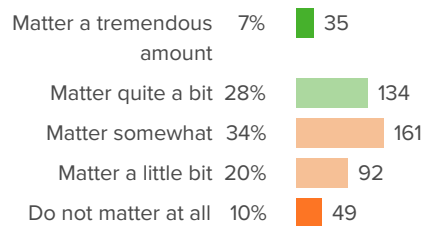
### Q.3: How much respect do students in your school show you?



▼ **10** from last survey

Favorable: **37%**

### Q.4: How much do you matter to others at this school?

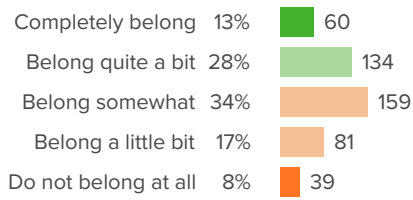


▼ **5** from last survey

Favorable: **36%**



**Q.5: Overall, how much do you feel like you belong at your school?**



▼ **14** from last survey

Favorable: **41%**



# Social Awareness

Your average

**58%**

476 responses

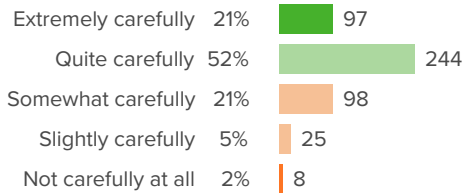
Change

▼ **5**

since last survey

## How did people respond?

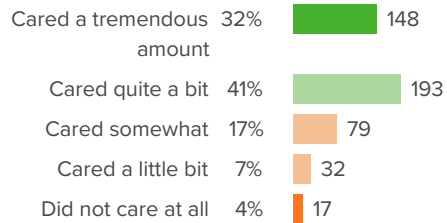
**Q.1: During the past 30 days...How carefully did you listen to other people's points of view?**



▼ **3** from last survey

Favorable: **72%**

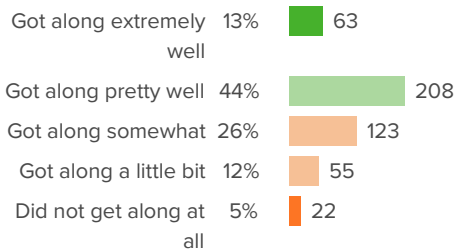
**Q.2: During the past 30 days...How much did you care about other people's feelings?**



▼ **8** from last survey

Favorable: **73%**

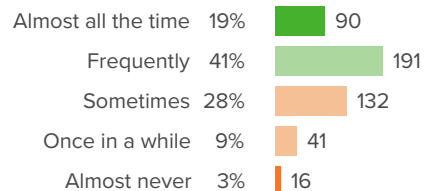
**Q.3: During the past 30 days...How well did you get along with students who are different from you?**



▼ **13** from last survey

Favorable: **58%**

**Q.4: During the past 30 days...How often did you compliment others' accomplishments?**

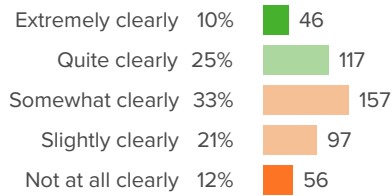


▼ **5** from last survey

Favorable: **60%**



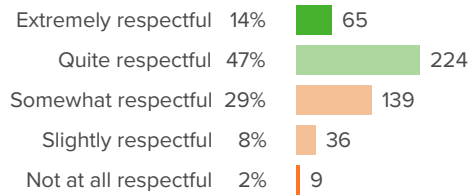
**Q.5: During the past 30 days...How clearly were you able to describe your feelings?**



▲ 2 from last survey

Favorable: **34%**

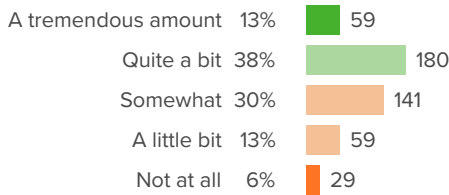
**Q.6: During the past 30 days...When others disagreed with you, how respectful were you of their views?**



▼ 8 from last survey

Favorable: **61%**

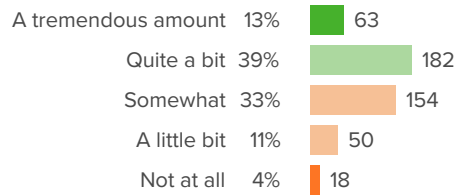
**Q.7: During the past 30 days...To what extent were you able to stand up for yourself without putting others down?**



▼ 7 from last survey

Favorable: **51%**

**Q.8: During the past 30 days...To what extent were you able to disagree with others without starting an argument?**



▼ 2 from last survey

Favorable: **52%**



# Social Perspective-Taking

Your average

# 50%

476 responses

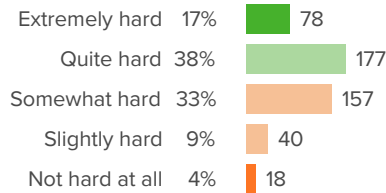
Change

# ▼ 1

since last survey

## How did people respond?

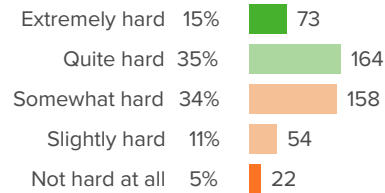
### Q.1: How hard do you try to understand your teachers' point of view?



▼ 3 from last survey

Favorable: **54%**

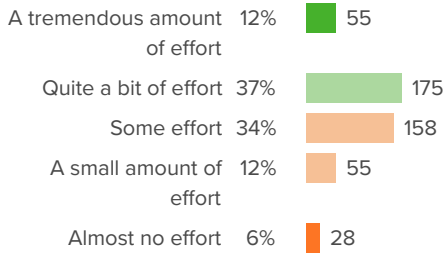
### Q.2: During class, how hard do you try to understand what your teachers are feeling?



▲ 1 from last survey

Favorable: **50%**

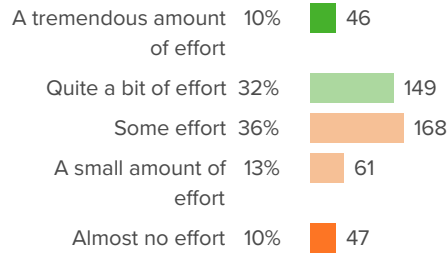
### Q.3: Overall, how much effort do you put into figuring out what your teachers are thinking?



▲ 0 from last survey

Favorable: **49%**

### Q.4: How much effort have you put into figuring out what your teachers' goals are?

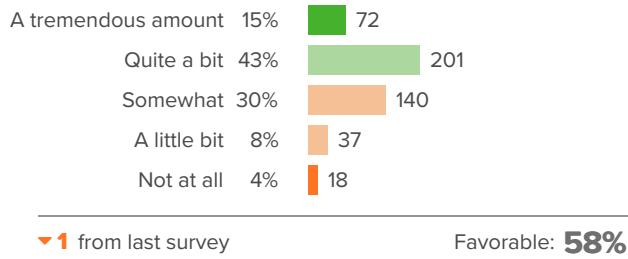


▲ 1 from last survey

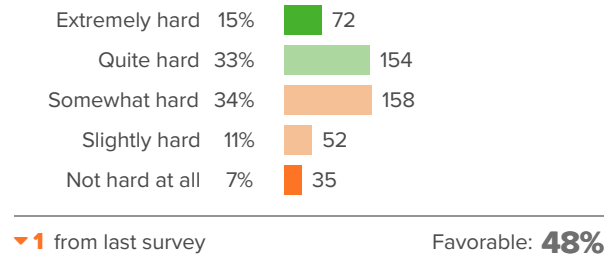
Favorable: **41%**



**Q.5: How much do you try to understand your teachers' motivation for doing different classroom activities?**



**Q.6: When your teachers seem to be in a worse mood than usual, how hard do you try to understand the reasons why?**







# Teacher-Student Relationships

Your average

**54%**

476 responses

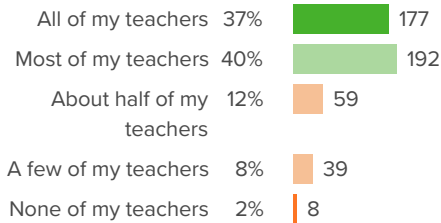
Change

▼ **6**

since last survey

## How did people respond?

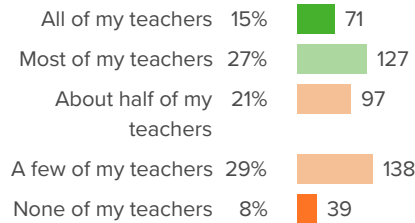
### Q.1: How many of your teachers are respectful towards you?



▼ 6 from last survey

Favorable: **78%**

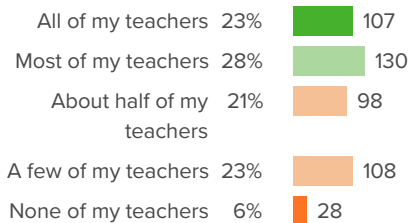
### Q.2: If you walked into class upset, how many of your teachers would be concerned?



▼ 9 from last survey

Favorable: **42%**

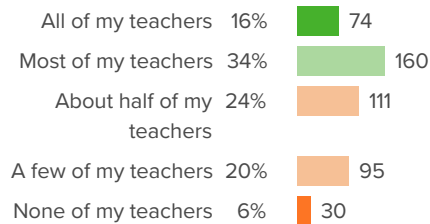
### Q.3: If you came back to visit class three years from now, how many of your teachers would be excited to see you?



▼ 6 from last survey

Favorable: **50%**

### Q.4: When your teachers ask how you are doing, how many of them are really interested in your answer?

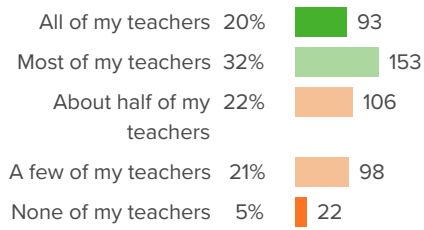


▼ 5 from last survey

Favorable: **50%**



**Q.5: How many of your teachers would you be excited to have again in the future?**



▼ 3 from last survey

Favorable: **52%**



# Background questions

How did people respond? \_\_\_\_\_

## Q.1: How are you attending class?

