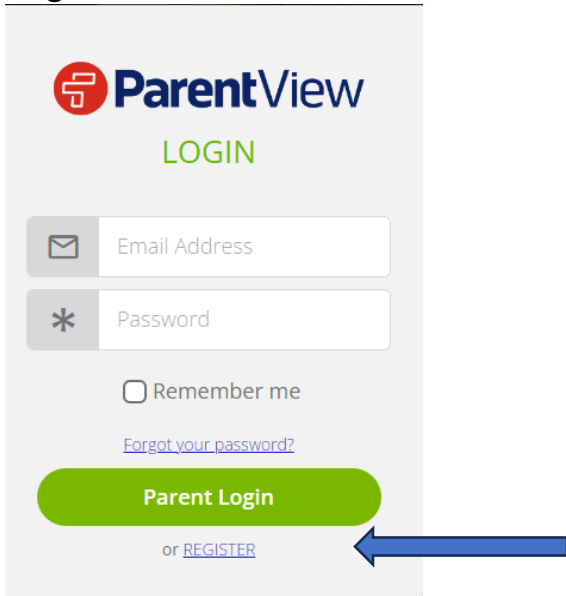


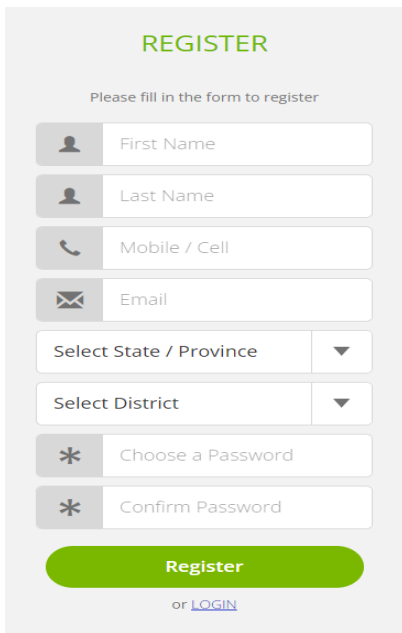
Parent View Installation Instructions

1. Download App to phone
2. Register for account



The image shows the ParentView LOGIN screen. At the top is the ParentView logo. Below it is the word "LOGIN" in green. There are two input fields: "Email Address" with an envelope icon and "Password" with an asterisk icon. Below these is a "Remember me" checkbox and a link "Forgot your password?". A large green button labeled "Parent Login" is prominent. Below the button is the text "or REGISTER" with a blue arrow pointing to it from the right.

3. Input Personal Information

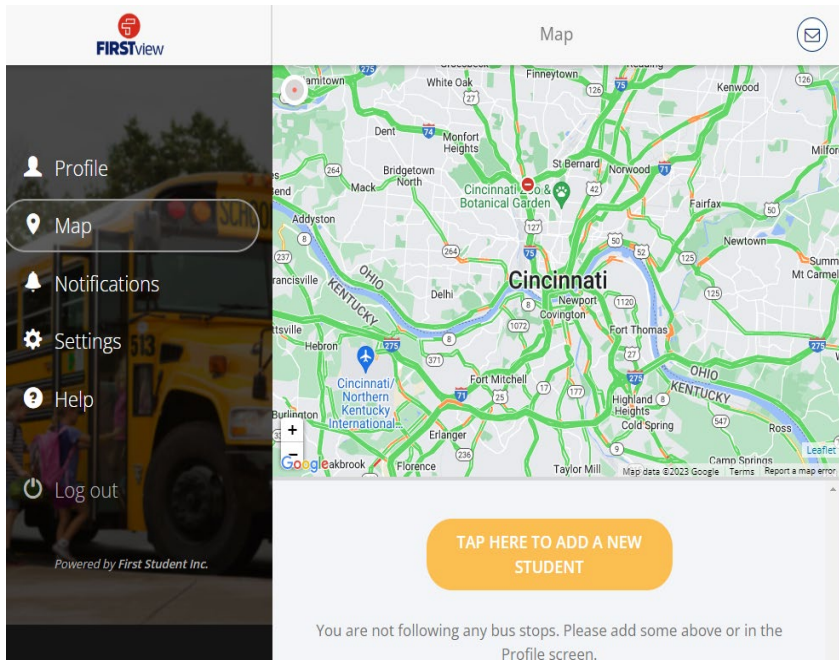


The image shows the ParentView REGISTER screen. At the top is the word "REGISTER" in green. Below it is the instruction "Please fill in the form to register". There are several input fields: "First Name", "Last Name", "Mobile / Cell", "Email", "Select State / Province" (a dropdown menu), "Select District" (a dropdown menu), "Choose a Password" (with an asterisk), and "Confirm Password" (with an asterisk). A large green button labeled "Register" is at the bottom. Below the button is the text "or LOGIN" with a blue arrow pointing to it from the right.

New York - OK

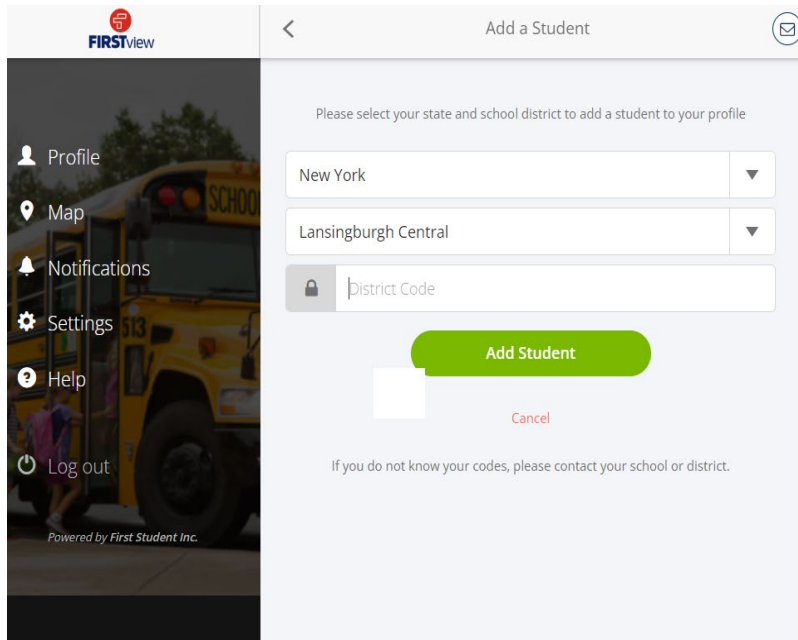
Lansingburgh Central - OK

4. Tap here to add a New Student



Click on orange button

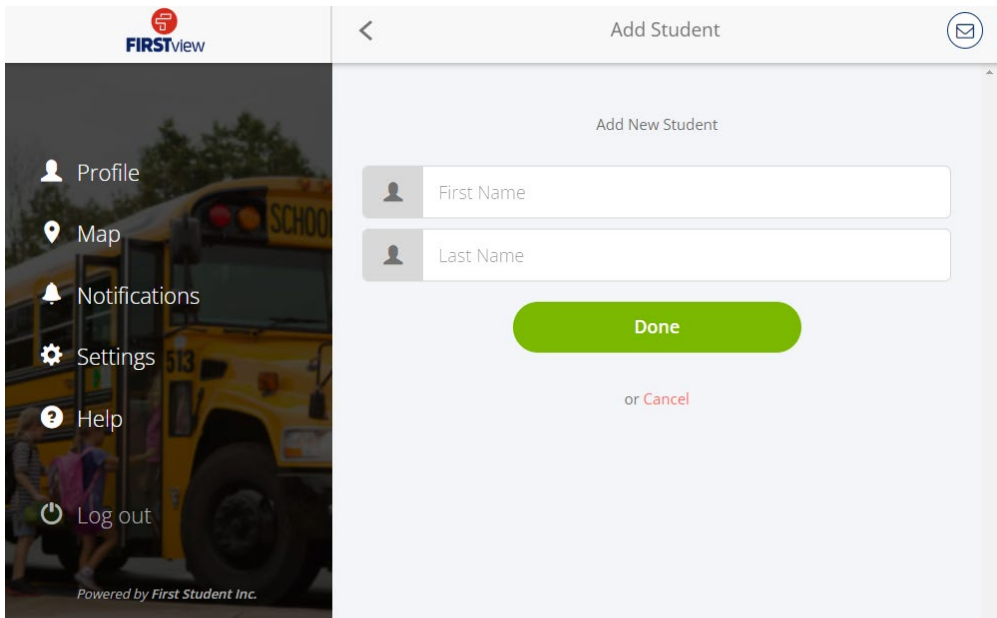
5. Add District Code and click Add Student



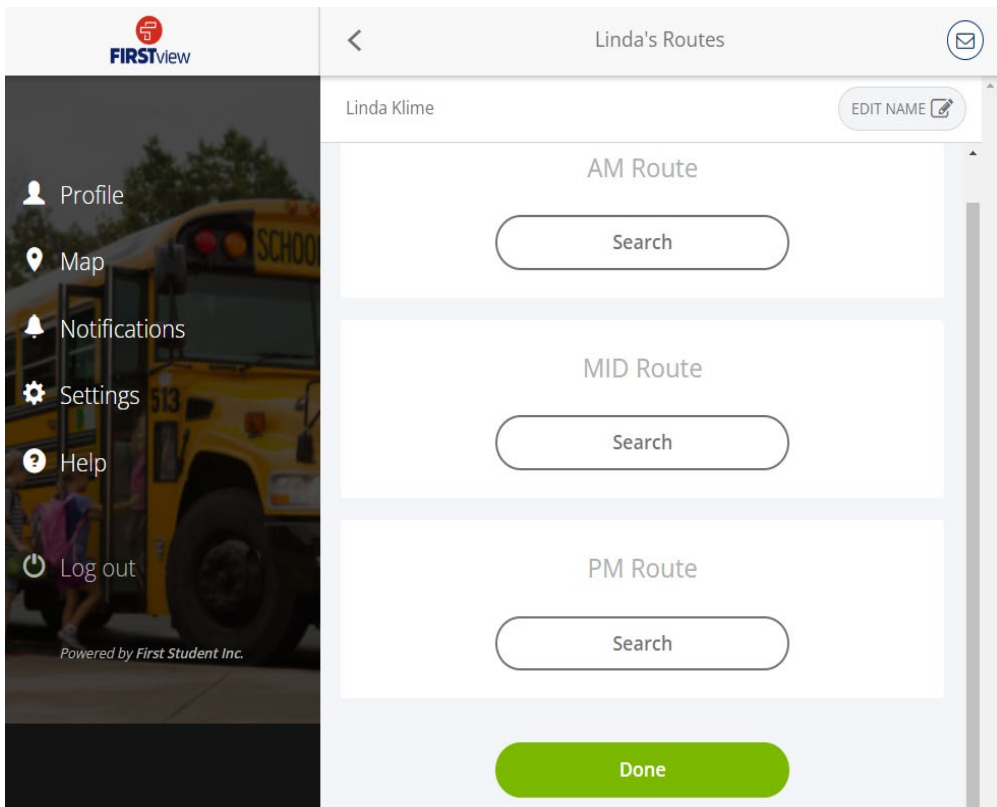
District Code = EF26

Click to Add Student

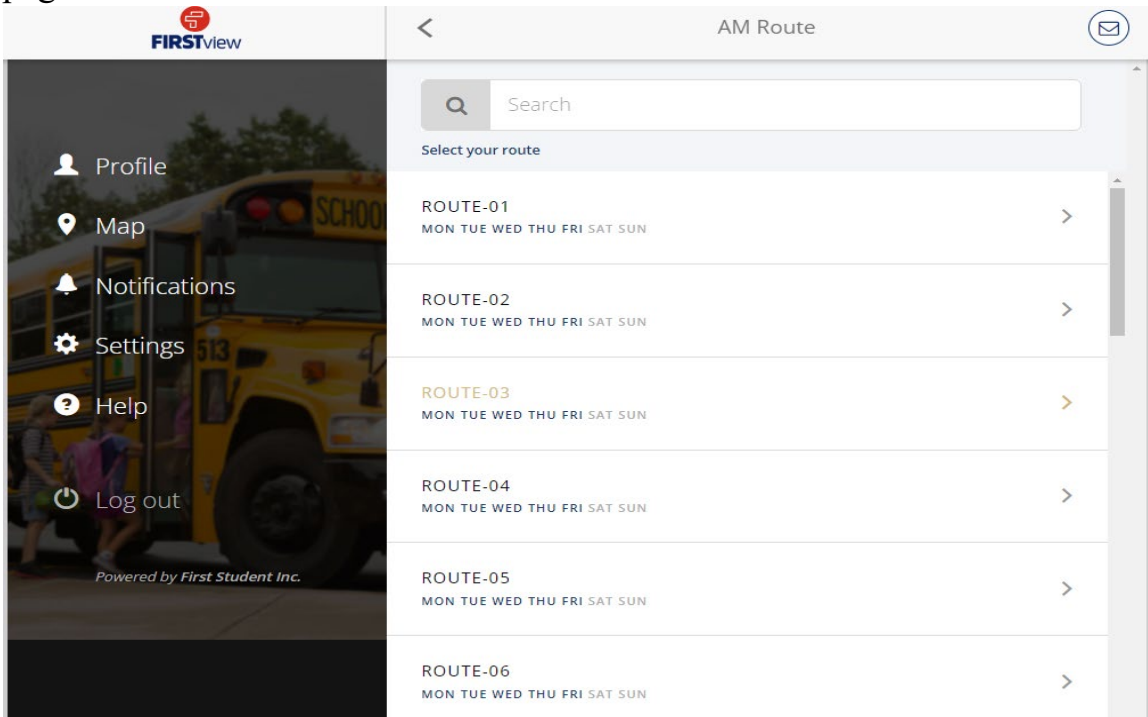
6. Add Student name and click Done



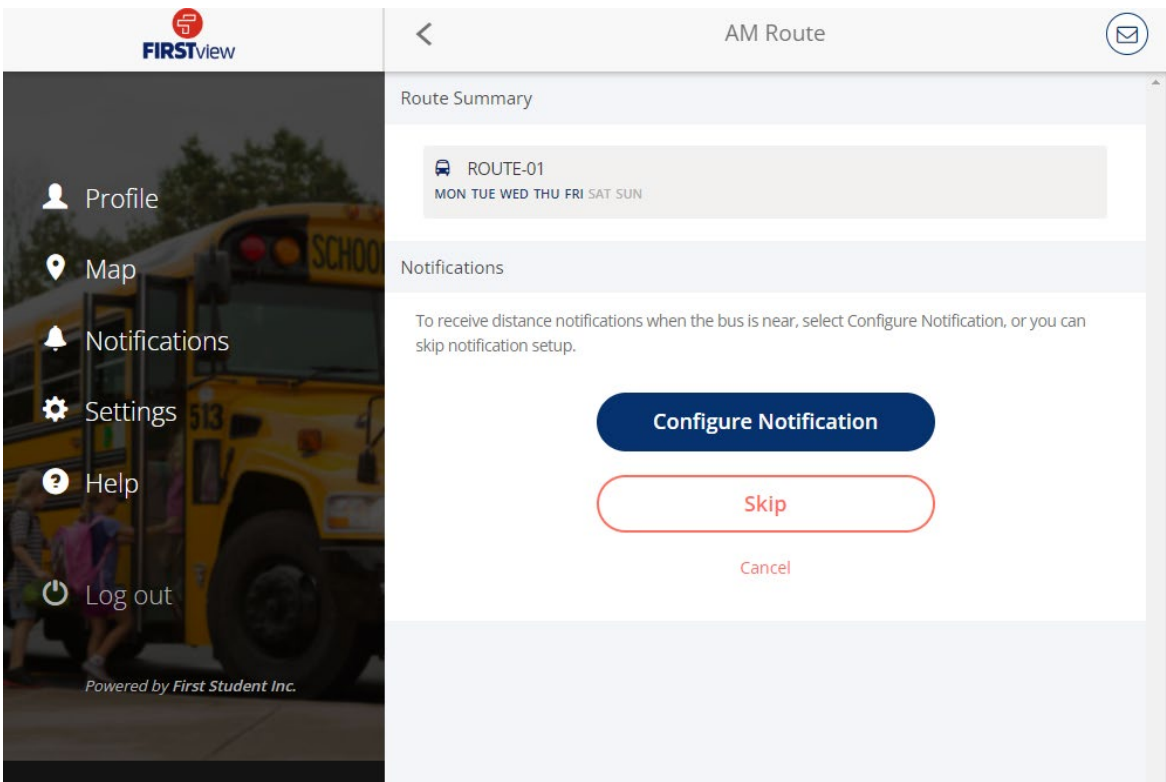
7. Choose Route Time



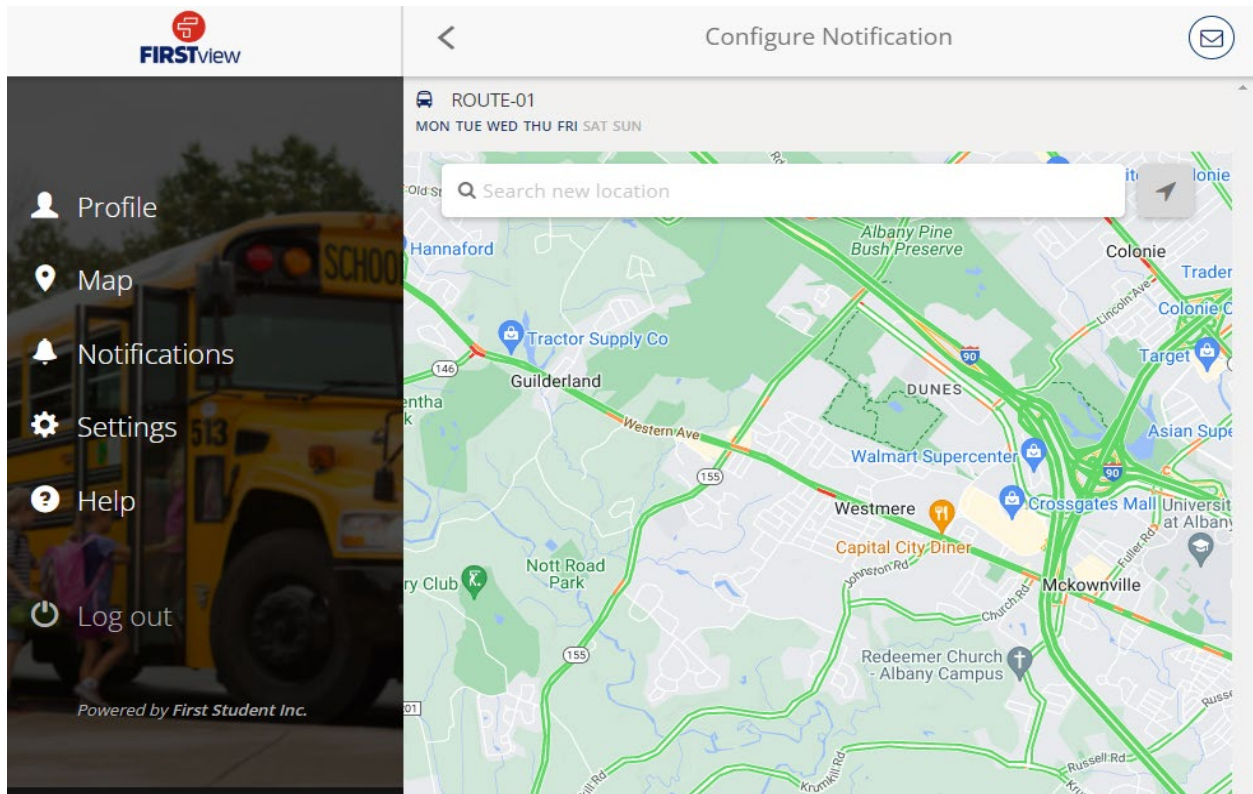
8. Select Route - List of bus route numbers with corresponding symbols on last page.



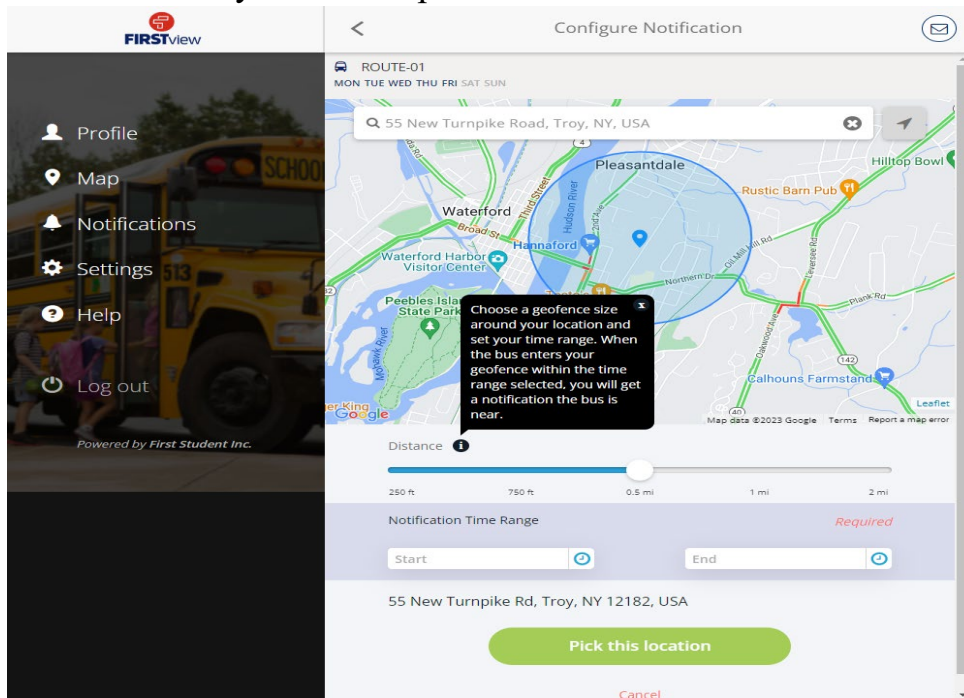
9. Click on Configure Notification



10. Enter your bus stop address

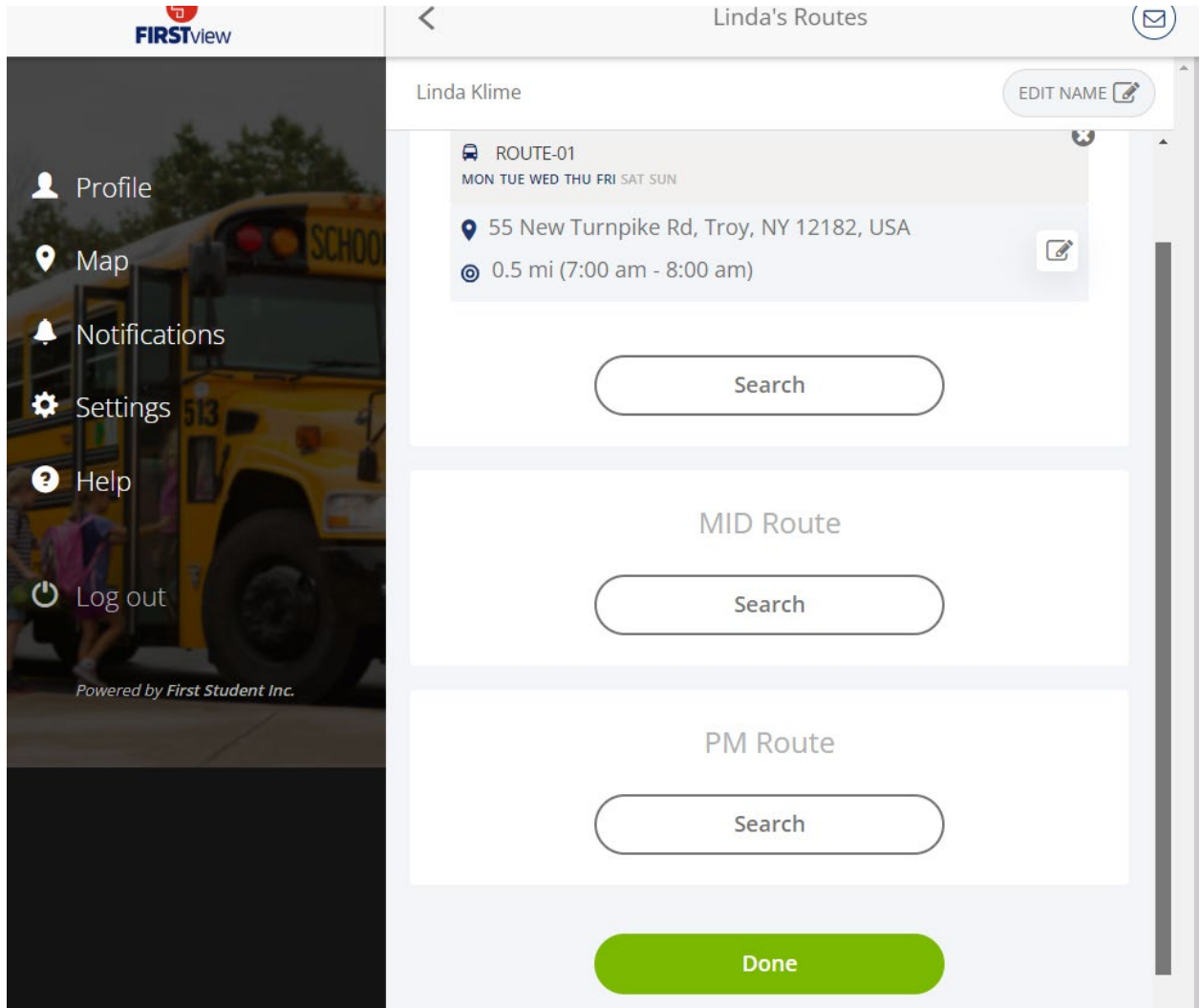


11. You will be notified when the bus is approaching based on the distance you set from your bus stop. Click on Pick this location after entering timeframe.



12. Repeat process for other routes

13. Click Done



For additional assistance with installation, please refer to FAQ document of contact FirstView Support Monday – Friday from 7:00 am – 5:00 pm at 888-889-8920 or support@firstviewapp.com

BUS ROUTE NUMBERS AND SYMBOLS

ROUTE 1- WHITE DIAMOND/ LHS/KMS/TES
ROUTE 2- GREEN LEAF/ LHS/KMS/TES
ROUTE 3-ORANGE STAR/ LHS/KMS/TES
ROUTE 4- BLUE HAND/ LHS/KMS/TES
ROUTE 5 - BROWN TRIANGLE/LHS/KMS/TES
ROUTE 6- RED APPLE/ LHS/KMS/TES
ROUTE 7- PURPLE BUTTERFLY/TES
ROUTE 8- BLUE CIRCLE/LHS/KMS/RPES
ROUTE 9- AQUA CIRCLE/LHS/KMS/RPES
ROUTE 10- YELLOW CIRCLE/LHS/KMS/RPES
ROUTE 11- WHITE CIRCLE/LHS/KMS/RPES
ROUTE 13- PURPLE CIRCLE/LHS/KMS/RPES
ROUTE 14- ORANGE CIRCLE/LHS/KMS/RPES
ROUTE 19- LB5- TROY PREP ELEM/MS/HS/ VOTECH
ROUTE 20- LB2- VOTECH/TROY PREP/HS/MS/
ROUTE 23- ST MARY'S/ AM VOTECH
ROUTE 27- HJ/BC G ELEM/BC B ELEM/GREEN TECH HS/ACC ELEM/ACC MS

MINI BUSES

ROUTE 15-MOON SPED/LHS/KMS/TES
ROUTE 16- CLOUD SPED/LHS/KMS/TES
ROUTE 17- BLUE BALLOON SPED/LHS/KMS/RPES
ROUTE 18- RED CIRCLE SPED/LHS/KMS/RPES
ROUTE 21- EMMA W/LAS/SAC H/SUS OT/ST JUDE
ROUTE 22- ST PIUX/WW LATHAM/NORTHEAST
ROUTE 24- YELLOW RECTANGLE
ROUTE 25-WW CURRY RD
ROUTE 26- ST CATH/ST ANNES/CP CTR
ROUTE 28- QUESTAR REN ACADEMY/GEORGE WASH
ROUTE 29-CATHOLIC CENTRAL SCHOOL/TES
ROUTE 30-VANDY/REN ACAD/PM VO TECH
ROUTE 31-HILLCREST
ROUTE 32- WESTMERE ELEM/ST COLEMANS/EMMA WILLARD
ROUTE 33- PTEC/QUESTAR ROBIN SOBOL/ REC
ROUTE 34- AIRLINE ACA/CHRISTIAN BROTHERS/MAYWOOD
ROUTE 35 RED BALLOON- MCK LHS/KMS/RPES
ROUTE 36- PARSONS/SUSAN ODELL
ROUTE 37- ALB ACA B&G/ALB ACA BOYS/KIPP MS/KIPP TECH MS/KIPP TECH PRIM/ALB LEAD MS/ALC
GIRLS

ROUTE 38- HILLCREST
ROUTE 39- QUESTAR MAPLE HILL/TPES/LHS