



# History of Suburban League Football



## Acknowledgments

This has been a daunting task—but a love of two of my favorite things: Sports and History. I am extremely pleased with the results and am glad that such a written history now exists for the Suburban League. I hope everyone enjoys it.—Phil Heyn (Revere High School)

• Thanks you for those sources and people that contributed to this compilation, including but not limited to:

- |   |                                      |
|---|--------------------------------------|
| ○ Keith Walker (Suburban League Commissioner)           | ○ Rob Barrone & the Hudson Hub-Times |
| ○ Current and Former Suburban League Athletic Directors | ○ Reverie (RHS Yearbook)             |
| ○ Current and Former Suburban League Coaches            | ○ Lantern (RHS School Newspaper)     |
| ○ Albert Grindle & the Medina County Gazette            | ○ Akron Beacon Journal               |

**ERRORS/MISTAKES:** This is a project that I am volunteering my time to do—so please be patient and understanding. Please contact me for additions corrections. ([pheyn@revereschools.org](mailto:pheyn@revereschools.org)).

**WORK IN PROGRESS:** This archive is a work in progress. There are many things that have been lost over the years that we would love to recover. I need help filling in the gaps and missing information.

- I would love information, scans/copies/or original primary sources (newspapers, yearbooks, school newspapers, etc.).

**ADDING MORE:** If you would like to see more added to a particular sport—then feel free obtain that information. But information would have to be official (newspapers, yearbooks, school newspapers, league press releases, etc.). Examples of additions:

- Wrestling: Adding who the individual league champions were for the different weight classes for each year.
- Tennis: Adding who the individual league champions were for each year.
- Etc.



# The History of the Suburban League

The Suburban League is an outgrowth of the old Summit County League. The Summit League consisted of 13 schools including: Bath (Revere), Richfield (Revere), Greensburg (Green), Boston Township (Woodridge), Northfield-Macedonia (Nordonia), Copley, Twinsburg, Manchester, Hudson, and Mogadore.

In 1949 the larger schools in the league—Copley, Greensburg (Green), Hudson, Manchester, and Northfield-Macedonia (Nordonia)—formed the Suburban League while the smaller schools remained in the Summit County League. The League operated with the original five schools for eight years although Highland (formerly Sharon-Granger) did participate in the League in football. In 1958—Revere, Boston Township (Woodridge), Mogadore, and Twinsburg (Chamberlin)—merged to make the league nine teams.

The Suburban League existed with nine schools until 1964 when Twinsburg (Chamberlain) left to join the Chagrin Valley Conference. The league introduced the All-Sports Trophy in 1967-1968 which is awarded to the school that does the best in all sports competitions. Mogadore withdrew following the 1967-68 school year to join the Portage County League. The league operated with seven schools until Coventry left the Metropolitan League to become a member in 1969-1970.

In 1972-1973, girl's sports were added to Suburban League competition—they had previously competed in Y-Teens as part of the YWCA.

When Norton withdrew from the Metropolitan League and was admitted to membership in 1972-73, the league again had nine members. But Nordonia withdrew the following season to become a member of the Metropolitan League.

Highland joined the league when Manchester opted to join the All-Ohio Conference in 1976. Field replaced Woodridge in 1978, and when Coventry left to join the All-Ohio Conference following the 1982-83 school year, the league again operated with seven schools. Wadsworth was admitted to membership in December of 1981 and began actively participating in the fall of 1984.

In 1990, Field withdrew from the league to join the Portage County League and Tallmadge left the Metropolitan League to join the Suburban League.

After the 1996-97 season, Hudson left the league to join the Western Reserve Conference. Cloverleaf High School withdrew from the Pioneer Conference and began Suburban League competition in the 1997-98 school year.

In 2005, Norton left to join the new two-tier 16-school Portage Trail Conference. Barberton withdrew from the Western Reserve Conference and joined the Suburban League.

In 2011, Barberton left the league to become independent and the Nordonia Knights (an original member 1949-1973) withdrew from the Northeast Ohio Conference to rejoin the Suburban League—forming the eight member league as it exists today.

In 2015, big changes will occur to the Suburban League. First, Green will leave the conference to become a member of the Federal League. Second, the league will expand into two 8-team divisions—high school based upon enrollment (National Division-Big School and American Division-Small School) while middle school based on geography (Northeast and Southwest). The expansion will see three former members return: Hudson (1949-1996), Twinsburg (1958-1963), and Barberton (2005-2010). It also will welcomed six new members into the league: Stow-Monroe Falls, North Royalton, Cuyahoga Falls, Brecksville-Broadview Heights, Kent Roosevelt, and Aurora.


**NATIONAL DIVISION (HS-Big School):** Stow (1,338), North Royalton (1,334), Hudson (1,250), Cuyahoga Falls (1,217), Wadsworth (1,183), Brecksville (1,163), Twinsburg (1,090) and Nordonia (1,018)

**AMERICAN DIVISION (HS-Small School):** Barberton (931), Roosevelt (881), Highland (873), Copley (867), Aurora (787), Cloverleaf (737), Revere (679) and Tallmadge (633).



**Northeast Conference (MS):** Aurora, Cuyahoga Falls, Hudson, Nordonia, Roosevelt, Stow, Tallmadge and Twinsburg.

**Southwest Conference (MS):** Barberton, Brecksville, Cloverleaf, Copley, Highland, North Royalton, Revere and Wadsworth.





## Suburban League Champions: ALL-SPORTS TROPHY

The League introduced the All-Sports Trophy in 1967-1968 to award the school that had the best overall year in athletics. For each sport, every school is awarded points based on where they finished in the standings. At the end of the year the points are totaled and an All-Sports champion is crowned.

### • Suburban League Sponsored Sports

- **Fall Sports:** Football, Boy's Soccer, Girl's Soccer, Girls Tennis, Boy's Cross Country, Girl's Cross Country, Volleyball, Boy's Golf, Girl's Golf
- **Winter Sports:** Boy's Basketball, Girl's Basketball, Wrestling, Girl's Swimming, Boy's Swimming
- **Spring Sports:** Baseball, Softball, Boy's Tennis, Boy's Track, Girl's Track

### • Suburban League Divisions


- **American Division (HS-Small School):** Aurora, Barberton, Cloverleaf, Copley, Highland, Revere, Roosevelt, Tallmadge
- **National Division (HS-Big School):** Brecksville, Cuyahoga Falls, Hudson, Nardon, North Royalton, Stow, Twinsburg, Wadsworth

??? to 02/03		03/04 to PRESENT	
Standing	Points	Standing	Points
1st:	20 Points	1st:	14 Points
2nd:	16 Points	2nd:	12 Points
3rd:	12 Points	3rd:	10 Points
4th:	10 Points	4th:	8 Points
5th:	8 Points	5th:	6 Points
6th:	4 Points	6th:	4 Points
7th:	2 Points	7th:	2 Points
8th:	0 Points	8th:	0 Points

## Suburban League Champions: ALL-SPORTS TROPHY (1967-2015)

Year	Champion	Year	Champion
1967-1968		1991-1992	Wadsworth
1968-1968		1992-1993	Hudson?
1969-1970		1993-1994	Hudson?
1970-1971		1994-1995	Hudson?
1971-1972		1995-1996	Hudson
1972-1973		1996-1997	Hudson?
1973-1974		1997-1998	Wadsworth
1974-1975		1998-1999	Wadsworth
1975-1976		1999-2000	Wadsworth
1976-1977	Green	2000-2001	Wadsworth
1977-1978		2001-2002	Wadsworth
1978-1979	Copley	2002-2003	Copley
1979-1980	Copley	2003-2004	Wadsworth
1980-1981	Hudson	2004-2005	Green
1981-1982		2005-2006	Copley
1982-1983	Copley	2006-2007	Green
1983-1984	Hudson	2007-2008	Copley
1984-1985	Copley	2008-2009	Green
1985-1986	Copley	2009-2010	Green
1986-1987		2010-2011	Green
1987-1988		2011-2012	Green
1988-1989	Wadsworth	2012-2013	Wadsworth
1989-1990	Wadsworth	2013-2014	
1990-1991	Wadsworth	2014-2015	

# The History of Suburban League Football



## Cloverleaf High School

[www.cloverleaflocal.org](http://www.cloverleaflocal.org)

**League Member:** 1997-Present

**Location:** Lodi, Ohio

**Enrollment:** 812: (B—418)

**Division:** II **Region:** 6

**Nickname:** Colts


**Colors:** Green and White

**Field:** Gene Clark Stadium

**SLC (0):** NONE

**Playoffs (1):** 2008

**Final Four:**



## Copley High School

[www.copley-fairlawn.org](http://www.copley-fairlawn.org)

**League Member:** 1949-Present

**Location:** Copley, Ohio

**Enrollment:** 822: (B—443)

**Division:** II **Region:** 5

**Nickname:** Indians


**Colors:** Navy and Gold

**Field:** Copley Stadium (InfoCision Field)

**SLC (14):** 1950, 1951, 1952, 1955, 1960, 1961, 1964, 1965, 1971, 1984, 1985, 1994, 1999, 2004

**Playoffs (10):** 1985, 1994, 1998, 1999, 2000, 2002, 2003, 2004, 2005, 2010

**Final Four (1):** 2000



## Green High School

[www.greenlocalschools.org](http://www.greenlocalschools.org)

**League Member:** 1949-Present

**Location:** Green, Ohio

**Enrollment:** 1010: (B—534)

**Division:** I **Region:** II

**Nickname:** Bulldogs


**Colors:** Orange and Black

**Field:** Memorial Stadium (InfoCision Field)

**SLC (17):** 1954, 1959, 1968, 1969, 1970, 1973, 1974, 1975, 1976, 1977, 1982, 1986, 1987, 1993, 2000, 2002, 2003

**Playoffs (7):** 1993, 2000, 2001, 2002, 2003, 2004, 2005

**Final Four:** 2001



## Highland High School

[www.highlandschools.org](http://www.highlandschools.org)

**League Member:** 1976-Present, 1956-1957 (Football Only)

**Location:** Medina, Ohio

**Enrollment:** 827: (B—417)

**Division:** II **Region:** 6

**Nickname:** Hornets


**Colors:** Green and Black

**Field:**

**SLC (4):** 1979, 2001, 2008, 2013

**Playoffs (6):** 2000, 2001, 2008, 2009, 2011, 2013

**Final Four:**



## Nordoniaschools

[www.nordoniaschools.org](http://www.nordoniaschools.org)

**League Member:** 1949-1972, 2011-Present

**Location:** Macedonia, Ohio

**Enrollment:** 1055: (B—541)

**Division:** I **Region:** 2

**Nickname:** Knights


**Colors:** Green and White

**Field:** Boliantz Stadium

**SLC (1):** 1969

**Playoffs (11):** 1985, 1988, 1999, 2002, 2003, 2004, 2006, 2007, 2008, 2012, 2013

**Final Four (1):** 2002



## Revere High School

[www.revereschools.org](http://www.revereschools.org)

**League Member:** 1958-Present

**Location:** Richfield, Ohio

**Enrollment:** 713: (B—363)

**Division:** II **Region:** 5

**Nickname:** Minutemen


**Colors:** Red, White, Blue

**Field:** Joseph F. Pappano Stadium (InfoCision Field)

**SLC (11):** 1966, 1967, 1980, 1981, 1982, 1983, 1989, 1990, 1992, 1994, 1998

**Playoffs (8):** 1980, 1989, 1990, 1992, 1995, 1998, 2002, 2005

**Final Four (2):** 1980, 1990



## Tallmadgeschools

[www.tallmadgeschools.org](http://www.tallmadgeschools.org)

**League Member:** 1990-Present

**Location:** Tallmadge, Ohio

**Enrollment:** 653: (B—337)

**Division:** II **Region:** 5

**Nickname:** Blue Devils


**Colors:** Blue and Gold

**Field:** Rossiaky Stadium

**SLC (7):** 2004, 2005, 2006, 2007, 2010, 2011, 2012

**Playoffs (8):** 2004, 2005, 2006, 2007, 2008, 2010, 2011, 2012

**Final Four (2):** 2004, 2005



## Wadsworth High School

[www.wadsworth.k12.oh.us](http://www.wadsworth.k12.oh.us)

**League Member:** 1984-Present

**Location:** Wadsworth, Ohio

**Enrollment:** 1163: (B—605)

**Division:** I **Region:** 2

**Nickname:** Grizzlies

**Colors:** Red and White

**Field:** Art Wright Stadium

**SLC (6):** 1988, 1991, 1993, 1996, 2007, 2009

**Playoffs (8):** 1996, 1999, 2002, 2003, 2007, 2009, 2011, 2013

**Final Four:**

**League Titles prior to joining the conference:** Copley-1941, 1943, 1944, 1945, 1948; Cloverleaf-1971; Green (Greensburg)-1936; Highland-1951, 1952, 1955, 1966, 1967, 1968, 1969, 1974, 1975; Nordoniaschools-1978, 1979, 1985, 2006, 2007; Tallmadgeschools-1951, 1952, 1956, 1968, 1975, 1982; Wadsworth-1932, 1938, 1966, 1967, 1972, 1973, 1974, 1977, 1978, 1979

**Left the Conference:** Twinsburg (1958-64), Mogadore (1958-68), Manchester (1949-76), Woodridge-Boston (1958-78), Coventry (1969-83), Field (1978-90), Hudson (1949-97), Norton (1972-2005), Barberton (2005-2011).

• **League Titles while in conference:** Field-1978; Hudson-1949, 1953, 1962, 1988, 1992; Manchester-1952, 1956, 1957, 1963; Mogadore-1960; Nor-Donia-1958, 1961; Northfield-Macedonia-1952; Norton-1972, 1983, 1995, 1997; Woodridge (Boston)-1958, 1959

## Suburban League Champions: FOOTBALL

Year	League Champion	League Runner-Up
1949	Hudson	Copley
1950	Copley	Manchester
1951	Copley	Greensburg & Manchester
1952	Copley, Manchester, Northfield-	Hudson
1953	Hudson	Copley & Green
1954	Green	Copley
1955	Copley	Green
1956	Manchester	Copley & North-Donia
1957	Manchester	Copley & Hudson
1958	Boston, Manchester, Nor-Donia	Green
1959	Boston & Green	Revere
1960	Copley & Mogadore	Nor-Donia
1961	Nor-Donia & Copley	Hudson, Manchester, & Mogadore
1962	Hudson	Copley
1963	Manchester	Copley
1964	Copley	Hudson & Manchester
1965	Copley	Green
1966	Revere	Copley
1967	Revere	Copley, Green, & Manchester
1968	Green	Nordonia
1969	Green & Nordonia	Manchester
1970	Green	Nordonia
1971	Copley	Nordonia
1972	Norton	Green
1973	Green	Hudson
1974	Green	Norton
1975	Green	Hudson
1976	Green	Hudson, Norton, & Woodridge
1977	Green	Revere
1978	Field	Green
1979	Highland	Green
1980	Revere	Hudson
1981	Revere	Green

Year	League Champion	League Runner-Up
1982	Green & Revere	Norton & Field
1983	Norton & Revere	Copley, Field, & Green
1984	Copley	Green & Revere
1985	Copley	Green & Norton
1986	Green	Norton
1987	Green	Norton & Wadsworth
1988	Hudson & Wadsworth	Green
1989	Revere	Field, Hudson, Wadsworth
1990	Revere	Green & Hudson
1991	Wadsworth	Hudson & Revere
1992	Revere & Hudson	Tallmadge
1993	Green & Wadsworth	Copley & Tallmadge
1994	Copley & Revere	Hudson & Tallmadge
1995	Norton	Copley & Revere
1996	Wadsworth	Hudson
1997	Norton	Wadsworth
1998	Revere	Copley, Green, & Wadsworth
1999	Copley	Wadsworth
2000	Green	Copley
2001	Highland	Copley & Green
2002	Green	Wadsworth
2003	Green	Wadsworth
2004	Tallmadge & Copley	Green
2005	Tallmadge	Copley, Green, & Revere
2006	Tallmadge	Green, Revere, & Wadsworth
2007	Tallmadge & Wadsworth	Highland
2008	Highland	Cloverleaf & Tallmadge
2009	Wadsworth	Revere
2010	Tallmadge	Copley
2011	Tallmadge	Wadsworth
2012	Tallmadge	Highland & Nordonia
2013	Highland	Wadsworth
2014		

### League Championship Notes:

When teams were added and not every team could play each other due to nonleague schedule or there were too many teams—a point system was used. The first point system—1 point for a win, no points for a tie and minus one for a loss. The second point system used was 2 points for a win, one for a tie, no points for a loss.

### Special Notes:

**Copley:** Delone Carter 2005 ABJ Player of the Year and Ohio's Mr. Football

**Green:** Marty Rogers 1978 ABJ Player of the Year

# Suburban League Football: Current Members

	CLOVERLEAF			COPLEY			GREEN			HIGHLAND		
1949	N/A	N/A	N/A	3	6	0	3	5	1	N/A	N/A	N/A
1950	N/A	N/A	N/A	8	1	1	1	8	0	N/A	N/A	N/A
1951	N/A	N/A	N/A	9	0	0	6	3	0	N/A	N/A	N/A
1952	N/A	N/A	N/A	8	1	0	1	6	0	7	1	0
1953	N/A	N/A	N/A	3	6	0	5	3	0	4	3	1
1954	N/A	N/A	N/A	3	5	1	6	2	0	6	2	0
1955	N/A	N/A	N/A	9	0	0	4	4	1	8	0	0
1956	N/A	N/A	N/A	8	1	0	1	8	0	0	9	0
1957	N/A	N/A	N/A	4	5	0	4	4	1	2	6	0
1958	N/A	N/A	N/A	2	8	0	5	4	0	2	5	2
1959	N/A	N/A	N/A	3	5	1	6	2	1	4	4	0
1960	6	1	1	6	2	1	2	6	1	4	5	1
1961	6	2	0	7	2	0	0	9	0	1	7	1
1962	2	6	1	7	1	1	2	7	0	5	4	1
1963	6	3	0	7	1	1	5	2	2	5	5	0
1964	6	3	0	9	0	0	0	8	1	2	6	1
1965	5	4	0	8	1	0	6	2	1	0	9	0
1966	2	7	0	9	1	1	6	3	0	8	1	0
1967	4	6	0	6	4	0	6	3	0	8	1	0
1968	4	6	0	3	6	1	10	0	0	7	1	1
1969	7	3	0	4	6	0	7	2	1	9	0	0
1970	2	7	1	7	3	0	9	1	0	6	2	1
1971	10	0	0	10	0	0	3	6	1	6	3	0
1972	8	1	1	2	8	0	6	2	2	6	3	0
1973	3	7	0	2	8	0	8	2	0	7	2	1
1974	7	3	0	3	7	0	9	1	0	9	1	0
1975	2	8	0	4	5	1	10	0	0	9	1	0
1976	6	4	0	4	6	0	8	2	0	5	5	0
1977	1	9	0	4	6	0	6	4	0	2	8	0
1978	3	7	0	4	6	0	3	6	1	4	6	0
1979	1	9	0	6	3	1	8	1	1	8	1	1
1980	0	10	0	0	8	2	2	7	1	6	4	0
1981	1	6	1	4	6	0	6	4	0	3	7	0
1982	5	5	0	1	9	0	9	1	0	1	9	0
1983	3	7	0	3	7	0	6	4	0	1	9	0
1984	0	10	0	6	4	0	5	4	1	4	6	0
1985	4	6	0	9	2	0	8	2	0	1	9	0
1986	4	6	0	4	6	0	9	1	0	4	6	0
1987	4	6	0	1	9	0	9	1	0	5	5	0
1988	2	8	0	1	9	0	7	3	0	5	5	0
1989	4	6	0	1	9	0	5	5	0	1	9	0
1990	3	7	0	6	4	0	7	3	0	3	7	0
1991	4	6	0	6	4	0	6	4	0	2	8	0
1992	9	1	0	5	5	0	6	4	0	3	7	0
1993	6	4	0	4	6	0	10	2	0	3	7	0
1994	5	5	0	6	5	0	5	5	0	2	8	0
1995	6	4	0	6	4	0	4	6	0	2	8	0
1996	4	6	0	3	7	0	5	5	0	1	9	0
1997	4	5	0	1	9	0	3	7	0	3	7	0
1998	3	7	0	7	4	0	6	4	0	3	7	0
1999	4	6	0	12	1	0	5	5	0	2	8	0
2000	4	6	0	11	3	0	9	3	0	8	4	0
2001	2	8	0	8	2	0	10	4	0	11	1	0
2002	2	8	0	7	4	0	10	2	0	4	6	0
2003	4	6	0	9	4	0	8	2	0	5	5	0
2004	4	6	0	10	3	0	8	3	0	7	3	0
2005	6	4	0	9	3	0	7	3	0	2	8	0
2006	3	7	0	5	5	0	8	2	0	1	9	0
2007	6	4	0	2	8	0	3	7	0	6	4	0
2008	8	3	0	2	8	0	4	6	0	11	2	0
2009	6	4	0	6	4	0	3	7	0	6	5	0
2010	4	6	0	9	2	0	5	5	0	4	6	0
2011	4	6	0	6	4	0	6	4	0	6	5	0
2012	3	7	0	6	4	0	6	4	0	7	3	0
2013												
TOTAL	222	292	5	348	286	12	366	245	17	277	307	11
	Cloverleaf (1960-2012)			Copley (1920-2012)			Green (????-2012)			Highland (1952-2012)		
	222	292	5	422	354	26				277	307	11

# Suburban League Football: Current Members

	NORDONIA			REVERE			TALLMADGE			WADSWORTH		
1949	N/A	N/A	N/A	N/A	N/A	N/A	1	7	0	5	5	0
1950	N/A	N/A	N/A	N/A	N/A	N/A	5	4	0	2	6	1
1951	N/A	N/A	N/A	1	8	0	7	1	1	3	5	1
1952	N/A	N/A	N/A	0	8	0	8	1	0	5	3	1
1953	N/A	N/A	N/A	1	7	1	3	6	0	8	1	0
1954	N/A	N/A	N/A	4	5	0	3	5	1	5	4	0
1955	N/A	N/A	N/A	1	8	0	2	7	1	6	3	0
1956	N/A	N/A	N/A	4	5	0	7	2	0	6	3	0
1957	N/A	N/A	N/A	4	5	0	5	3	1	3	4	2
1958	N/A	N/A	N/A	4	5	0	3	4	1	6	3	0
1959	N/A	N/A	N/A	5	4	0	1	7	0	6	3	0
1960	N/A	N/A	N/A	4	4	1	2	6	1	3	5	1
1961	N/A	N/A	N/A	3	6	0	2	7	0	2	7	0
1962	6	3	0	5	2	2	0	9	0	6	3	1
1963	5	4	0	1	8	0	4	4	0	7	3	0
1964	5	4	0	3	5	1	5	4	0	7	2	1
1965	5	4	0	3	6	0	6	2	1	3	6	1
1966	5	3	1	9	0	0	1	8	0	10	0	0
1967	6	3	0	8	1	0	5	5	0	10	0	0
1968	7	2	1	7	3	0	7	3	0	9	1	0
1969	7	2	1	3	7	0	1	8	1	8	2	0
1970	7	3	0	0	10	0	3	7	0	4	5	1
1971	5	4	1	1	8	1	3	7	0	5	5	0
1972	3	7	0	4	5	1	4	6	0	7	3	0
1973	2	8	0	1	9	0	7	3	0	9	1	0
1974	5	5	0	2	7	1	5	5	0	8	2	0
1975	5	4	1	4	6	0	7	2	1	8	2	0
1976	3	6	1	4	6	0	0	10	0	5	4	1
1977	8	1	1	7	3	0	0	9	1	8	2	0
1978	9	1	0	5	5	0	2	8	0	9	1	0
1979	9	0	1	4	6	0	0	9	1	7	3	0
1980	5	5	0	9	1	0	1	8	1	6	4	0
1981	3	6	1	7	3	0	0	10	0	5	4	1
1982	6	4	0	8	2	0	7	3	0	7	3	0
1983	5	5	0	5	5	0	2	8	0	3	7	0
1984	2	8	0	5	5	0	6	4	0	4	6	0
1985	8	3	0	2	8	0	2	8	0	6	4	0
1986	6	4	0	4	6	0	4	6	0	4	6	0
1987	5	5	0	2	8	0	2	8	0	6	4	0
1988	9	3	0	5	5	0	0	10	0	7	3	0
1989	4	6	0	11	1	0	1	9	0	6	4	0
1990	4	6	0	13	1	0	2	8	0	7	3	0
1991	4	6	0	8	2	0	3	7	0	8	2	0
1992	2	8	0	8	3	0	7	3	0	2	8	0
1993	3	7	0	4	6	0	6	4	0	8	2	0
1994	7	3	0	6	4	0	6	4	0	3	7	0
1995	8	2	0	7	4	0	4	6	0	3	7	0
1996	5	5	0	6	4	0	5	5	0	10	1	0
1997	5	5	0	3	7	0	6	4	0	8	2	0
1998	8	2	0	9	2	0	4	6	0	6	4	0
1999	8	3	0	7	3	0	4	6	0	11	2	0
2000	5	5	0	5	5	0	3	7	0	7	3	0
2001	3	7	0	5	5	0	1	9	0	7	3	0
2002	13	2	0	5	6	0	3	7	0	7	4	0
2003	10	2	0	3	7	0	4	6	0	10	3	0
2004	10	2	0	7	3	0	12	2	0	5	5	0
2005	6	4	0	6	5	0	13	1	0	5	5	0
2006	12	2	0	5	5	0	8	3	0	7	3	0
2007	10	2	0	4	6	0	10	2	0	9	2	0
2008	7	4	0	6	4	0	9	4	0	5	5	0
2009	2	8	0	7	3	0	2	8	0	9	2	0
2010	2	8	0	3	7	0	11	1	0	3	7	0
2011	2	8	0	0	10	0	9	3	0	11	1	0
2012	7	4	0	1	9	0	8	3	0	6	4	0
2013												
TOTAL	298	218	9	288	317	8	274	352	12	401	227	12
	Nordonia (1962-2012)			Revere (1951-2012)			Tallmadge (1920-2012)			Wadsworth (1905-2012)		
				289	322	9	351	354	18	536	383	32

# Suburban League Football: Past Members

	TWINSBURG (1958-63)			MOGADORE (1958-67)			MANCHESTER (1949-76)			WOODRIDGE (1958-76)			COVENTRY (1969-82)		
1949	6	1	1	5	4	0	2	7	0	N/A	N/A	N/A	6	2	1
1950	4	2	1	7	0	1	5	4	0	N/A	N/A	N/A	7	2	0
1951	4	2	2	4	4	0	7	2	0	N/A	N/A	N/A	0	9	0
1952	6	2	0	3	4	0	7	1	0	N/A	N/A	N/A	3	6	0
1953	1	5	0	8	0	0	4	4	0	N/A	N/A	N/A	1	7	0
1954	1	6	1	10	0	0	5	4	0	N/A	N/A	N/A	4	3	2
1955	3	4	2	7	0	0	5	3	1	N/A	N/A	N/A	5	4	0
1956	0	7	0	7	1	0	8	1	0	N/A	N/A	N/A	8	1	0
1957	2	7	0	6	2	0	9	0	0	N/A	N/A	N/A	7	1	1
1958	0	9	0	9	0	0	7	1	1	N/A	N/A	N/A	8	1	0
1959	3	6	0	5	3	1	6	2	0	N/A	N/A	N/A	7	2	0
1960	0	6	2	7	1	1	3	5	1	N/A	N/A	N/A	5	4	0
1961	5	4	0	6	3	0	6	3	0	N/A	N/A	N/A	2	5	2
1962	1	8	0	6	2	1	6	2	1	0	9	0	3	6	0
1963	3	6	0	7	2	0	8	0	1	3	5	1	6	2	1
1964	2	7	0	5	4	0	7	2	0	2	7	0	7	2	0
1965	2	7	0	4	5	0	1	6	2	6	3	0	1	8	0
1966	3	6	0	1	8	0	4	5	0	4	5	0	1	8	0
1967	0	9	0	2	7	0	7	2	0	2	6	1	1	8	0
1968	1	8	0	9	1	0	2	8	0	1	9	0	0	10	0
1969	1	5	3	9	0	1	6	4	0	1	7	2	2	7	1
1970	1	8	0	9	1	0	7	3	0	1	9	0	3	7	0
1971	2	7	0	4	6	0	7	3	0	3	7	0	1	9	0
1972	1	8	0	4	5	1	8	2	0	2	8	0	3	7	0
1973	1	9	0	5	3	1	6	3	0	2	8	0	7	2	1
1974	1	8	1	4	6	0	6	3	1	0	8	2	0	8	2
1975	4	6	0	1	9	0	7	3	0	2	8	0	1	9	0
1976	4	6	0	7	3	0	8	1	1	7	2	0	0	10	0
1977	7	3	0	5	5	0	7	3	0	1	7	1	4	5	1
1978	9	1	0	8	2	0	7	3	0	6	4	0	2	7	1
1979	4	6	0	12	0	0	5	5	0	7	2	1	5	5	0
1980	1	8	0	11	1	0	8	2	0	7	3	0	5	5	0
1981	3	7	0	8	4	0	7	3	0	3	7	0	3	6	0
1982	3	6	0	6	3	0	7	3	0	3	7	0	1	9	0
1983	3	7	0	11	1	0	7	2	1	2	7	1	5	5	0
1984	1	9	0	9	2	1	8	1	1	2	8	0	3	7	0
1985	3	7	0	12	1	0	2	8	0	2	8	0	2	8	0
1986	0	10	0	10	3	0	7	3	0	5	5	0	0	10	0
1987	3	7	0	13	1	0	9	1	0	0	10	0	2	8	0
1988	4	6	0	12	2	0	8	2	0	0	10	0	4	6	0
1989	7	3	0	6	4	0	11	1	0	6	4	0	5	5	0
1990	9	1	0	8	3	0	8	2	0	0	10	0	4	6	0
1991	9	2	0	7	3	0	10	1	0	1	9	0	0	10	0
1992	9	2	0	8	2	0	11	1	0	0	10	0	4	6	0
1993	8	2	0	6	4	0	9	2	0	2	8	0	5	5	0
1994	8	4	0	6	4	0	11	1	0	1	9	0	8	2	0
1995	6	4	0	11	1	0	9	2	0	3	7	0	8	2	0
1996	7	3	0	14	0	0	10	2	0	5	5	0	9	1	0
1997	4	6	0	3	7	0	12	1	0	7	4	0	0	10	0
1998	3	7	0	9	2	0	10	1	0	2	8	0	1	9	0
1999	5	5	0	10	2	0	9	2	0	2	8	0	4	5	0
2000	6	4	0	14	1	0	10	2	0	3	7	0	4	6	0
2001	1	9	0	14	1	0	9	3	0	3	7	0	5	5	0
2002	2	8	0	14	1	0	10	1	0	5	5	0	3	7	0
2003	5	6	0	9	3	0	7	4	0	0	9	0	0	10	0
2004	6	4	0	6	4	0	10	1	0	1	9	0	7	3	0
2005	5	5	0	8	4	0	10	2	0	2	8	0	4	6	0
2006	4	6	0	11	3	0	7	3	0	3	7	0	8	3	0
2007	3	7	0	10	2	0	5	5	0	8	2	0	3	7	0
2008	9	3	0	10	2	0	7	3	0	5	5	0	3	7	0
2009	10	2	0	10	2	0	9	2	0	10	3	0	0	10	0
2010	10	2	0	13	1	0	12	1	0	7	3	0	2	8	0
2011	7	3	0	7	4	0	7	4	0	5	5	0	5	5	0
2012	6	4	0	13	1	0	8	4	0	7	3	0	4	6	0
2013															
TOTAL	252	348	13	505	170	8	467	171	11	162	334	9	231	375	13
	Twinsburg (1945-2012)			Mogadore (1914-2012)			Manchester (1942-2012)			Woodridge (1962-2012)			Coventry (1929-2012)		
	264	366	17	609	265	22	495	208	10	160	338	9	298	451	28

# Suburban League Football: Past Members

	FIELD (1978-1989)			HUDSON (1949-96)			NORTON (1972-04)			BARBERTON (2005-10)					
1949	N/A	N/A	N/A	9	0	0	3	3	1	4	3	2			
1950	N/A	N/A	N/A	4	4	0	1	7	1	8	1	0			
1951	N/A	N/A	N/A	3	4	1	3	4	1	8	1	0			
1952	N/A	N/A	N/A	4	4	0	3	5	1	5	4	1			
1953	N/A	N/A	N/A	7	1	0	3	6	0	6	3	0			
1954	N/A	N/A	N/A	1	7	0	7	2	0	5	4	0			
1955	N/A	N/A	N/A	1	7	0	8	1	1	4	3	2			
1956	N/A	N/A	N/A	3	6	0	2	6	1	3	5	1			
1957	N/A	N/A	N/A	6	3	0	2	6	1	3	6	0			
1958	N/A	N/A	N/A	1	8	0	5	4	0	3	6	0			
1959	N/A	N/A	N/A	3	6	0	9	0	0	2	6	1			
1960	N/A	N/A	N/A	5	4	0	6	2	2	7	2	0			
1961	N/A	N/A	N/A	7	2	0	3	6	0	2	7	0			
1962	3	5	1	7	1	1	2	6	1	4	5	0			
1963	2	6	1	3	5	0	3	6	0	6	2	1			
1964	7	2	0	6	3	0	5	4	0	8	1	0			
1965	3	6	0	2	7	0	6	3	0	6	3	1			
1966	6	4	0	2	7	0	1	8	0	4	4	1			
1967	8	2	0	1	7	1	3	6	0	5	3	1			
1968	4	4	1	1	9	0	8	2	0	3	7	0			
1969	3	6	0	1	9	0	7	3	0	5	4	1			
1970	7	2	0	4	6	0	4	5	1	1	9	0			
1971	5	4	1	5	4	1	5	5	0	8	1	1			
1972	5	4	0	6	3	1	7	3	1	8	2	0			
1973	9	1	0	8	2	0	5	4	1	9	1	0			
1974	8	2	0	4	5	1	8	2	0	8	2	0			
1975	5	5	0	9	1	0	7	3	0	6	4	0			
1976	4	6	0	7	3	0	5	4	1	4	6	0			
1977	5	5	0	5	5	0	5	5	0	8	2	0			
1978	7	2	1	5	4	1	6	4	0	9	1	0			
1979	4	5	1	0	10	0	5	4	1	7	2	1			
1980	6	4	0	8	2	0	1	9	0	5	4	1			
1981	5	5	0	5	5	0	5	5	0	6	3	0			
1982	6	4	0	3	7	0	7	3	0	1	9	0			
1983	3	7	0	4	6	0	7	3	0	3	6	0			
1984	2	8	0	5	5	0	3	7	0	1	8	0			
1985	4	6	0	4	6	0	7	3	0	7	2	0			
1986	1	9	0	3	7	0	7	3	0	3	7	0			
1987	1	9	0	4	6	0	7	3	0	7	3	0			
1988	3	7	0	8	2	0	2	8	0	7	3	0			
1989	7	3	0	7	3	0	2	8	0	5	5	0			
1990	6	4	0	5	5	0	2	8	0	4	6	0			
1991	3	7	0	5	5	0	1	9	0	9	2	0			
1992	3	7	0	6	4	0	2	8	0	5	4	0			
1993	1	9	0	3	7	0	4	6	0	6	4	0			
1994	5	5	0	4	6	0	7	3	0	4	6	0			
1995	2	8	0	4	6	0	8	2	0	5	5	0			
1996	5	5	0	10	2	0	5	5	0	2	8	0			
1997	4	6	0	1	9	0	8	3	0	5	5	0			
1998	4	6	0	3	7	0	1	9	0	8	3	0			
1999	6	4	0	2	8	0	2	8	0	2	8	0			
2000	5	5	0	4	6	0	1	9	0	1	9	0			
2001	6	4	0	8	2	0	1	9	0	3	7	0			
2002	7	3	0	11	1	0	6	4	0	2	8	0			
2003	5	5	0	9	2	0	4	6	0	3	7	0			
2004	4	6	0	8	3	0	1	9	0	7	3	0			
2005	3	7	0	7	3	0	1	9	0	3	7	0			
2006	5	5	0	6	4	0	2	8	0	3	7	0			
2007	9	2	0	6	4	0	4	6	0	2	8	0			
2008	8	3	0	5	5	0	2	8	0	3	7	0			
2009	8	3	0	8	2	0	4	6	0	3	7	0			
2010	7	4	0	4	6	0	2	8	0	2	8	0			
2011	5	5	0	10	2	0	1	9	0	3	7	0			
2012	4	6	0	9	3	0	5	5	0	2	8	0			
2013															
TOTAL	248	252	6	319	298	7	269	338	15	301	304	15	0	0	0
	Field (1961-2012)			Hudson 1913-2012			Norton (1925-2012)			Barberton (1904-2012)					
	261	257	6	457	395	27	361	432	26	361	432	26			



# Suburban League Football: National Football League

## Jim Ritcher


**High School:** Highland ('76)

**College:** North Carolina State (1976-1979)

- **Honors:** 1979 Outland Trophy, Member of the College Football Hall of Fame (Inducted 1998)

**NFL:** Buffalo Bills (1980-1993); Atlanta Falcons (1994-1995)

- **Honors:** 1st Round Draft Pick (16th Selection); 2-Pro Bowl Selections



## Chris Riehm

**High School:** Highland ('79)

- 2005 Mr. Ohio; SuperPrep All-American

**College:** Syracuse University (1979-1982)

- **Honors:** Freshmen All-American Team

**NFL:** Los Angeles Raiders (1986-1988)



## Rich Isaiah

**High School:** Copley ('87)

- **Honors:** Suburban, First Team All-District, First-Team All-Summit County and First-Team All-Northeast Ohio

**College:** University of Toledo (1987-1990)

- **Honors:** 1st Team All-MAC (1989 & 1990); Team Captain (1990)

**NFL:** Cincinnati Bengals (1991-1992)

## Andy McCollum

**High School:** Revere ('88)

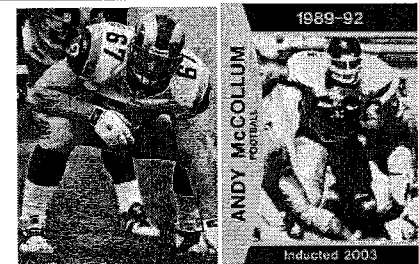
- **Honors:**

**College:** University of Toledo (1989-1992)

- **Honors:** 1st Team All-MAC (1991 & 1992); Team Captain (1992); Toledo Hall of Fame (Inducted 2003)

**NFL:** New Orleans Saints (1994-1998); Saint Louis Rams (1999-2007); Detroit Lions (2008)

- **Honors:** Part of Super Bowl XXXIV Champ Rams



## Bob Jones

**High School:** Wadsworth ('98)

- **Honors:**

**College:** Penn State University (1998-2001)

- **Honors:** Team Captain (2001)

**NFL:** New York Giants (2002)



## Delone Carter

**High School:** Copley ('06)


- **Honors:** 2005 Mr. Ohio; SuperPrep All-American

**College:** Syracuse University (2006-2009)

- **Honors:** Freshmen All-American Team

**NFL:** Indianapolis Colts (2011-2012)

- **Honors:**



## Professional Players:

**Cloverleaf:** Kyle Juszczyk ('09): FB—1 Year (Baltimore Ravens)

**Copley:** Rich Isaiah ('87): ?—2 Year (Cincinnati Bengals; Delone Carter ('06): TB—2 Year (Indianapolis);

**Highland:** Jim Ritcher ('76): OL—16 Years (Buffalo and Atlanta), Two Time Pro Bowl Selection; Chris Riehm ('79): OL—3 Years (Los Angeles-Raiders)

**Revere:** Andy McCollum ('88): OL—15 Years (New Orleans, St. Louis [Super Bowl XXXIV Champs], and Detroit.

**Wadsworth:** Bob Jones ('98): DE—1 Year (New York Giants)

## Prior to joining conference, Professional Players:


**Cloverleaf:** Dick Anderson ('62): OL—1 Year (New Orleans)

**Wardonia:** Rob Sims ('02): OL—5 Years (Seattle and Detroit); Jason Trusnik ('03): LB—5 Years (New York, Cleveland, Miami); Kevin

**Lowalski:** ('07): OL—4 Years (Dallas Cowboys)

**Wadsworth:** Gene Gossage ('54): DE—3 Years (Philadelphia Eagles [1960 World Champs])

# Suburban League Football Records



## OFFENSE

Points Scored

Yards Rushing

Rushing Touchdowns

Passing Yards

Passing Touchdowns

Receptions

Receiving Yards

Receiving Touchdowns

## GAME

42 - Dick Kerekes-Revere ('56 Vs. Twinsburg)

422 - Delone Carter-Copley ('05 Vs. Cloverleaf)

403 - Mike Hoover-Wadsworth ('99 Vs. Midview)

5 - Mike Hoover-Wadsworth ('99 Vs. Revere)

13 - Paul Macko-Wadsworth (2003 Vs. N/A)

222 - Jim Siekbert-Cloverleaf (2003 Vs. Highland)

4 - Paul Cronin-Green ('98 Vs. Springfield)

## SEASON

294 - Delone Carter-Copley ('05)

2,788 - Delone Carter-Copley ('05)

31 - Jack Snowball-Wadsworth ('11)

3,332 - Mike Hoover-Wadsworth ('99)

38 - Mike Hoover-Wadsworth ('99)

81 - Jared Ellerson-Copley ('00)

1,383 - Jared Ellerson-Copley (2000)

16 - Chris Brink-Wadsworth (1999)

## CAREER

462 - Delone Carter-Copley ('04-'05)

5,291 - Delone Carter-Copley ('04-'05)

52 - Dru Jones-Wadsworth ('05-'07)

7,534 - Anthony Gotto-Tallmadge ('09-'12)

65 - Kyle Snyder Barberton ('06-'09)

131 - Paul Macko-Wadsworth ('01-'03)

2,192 - Jared Ellerson-Copley ('99-'00)

24 - Jared Ellerson-Copley ('99-'00)

## DEFENSE

Tackles

Tackles-For-Loss

Sacks

Interceptions

## GAME

167 - Mike Kudla-Highland ('00)

23 - Mike Kudla-Highland ('01)

16 - John Hickey-Norton ('95)

10 - Paul Bolinger-Revere ('80)

## CAREER

462 - Tyler Houska-Highland ('06-'08)

43 - Mike Kudla-Highland ('99-'01)

18 - Keith Weaver-Revere ('88-'90)

17 - Chuck Penzenik ('88-'91)

## SPECIAL TEAMS

Points Scored Kicking

Most PAT

Most FG

Punting Average

Punt Return Yards

Kickoff Return Yards

## GAME

76 - Eric Duale-Highland ('05)

50 - Cory Hindel-Tallmadge ('04)

11 - Andrew Wellock-Green ('02)

44.9 - Shawn Gorman-Highland ('84)

406 - Chuck Penzenik-Revere ('89)

165 - Tim Sir Louis-Highland (1994 Vs. Norton)

## SEASON

167 - Matt Reed-Wadsworth ('06-'09)

123 - Matt Reed-Wadsworth ('06-'09)

18 - Most Recent: Eric Duale-Highland ('06-'08)

38.2 - Ben Tisdale-Revere ('09-'11)

700 - Chuck Penzenik-Revere ('88-'91)

787 - Paul Macko-Wadsworth ('01-'03)

## CAREER

# Suburban League Football Team Records

## Wins

#	Team	Year
13	Revere	1990
13	Tallmadge	2005
12	Tallmadge	2004

## Largest Margin of Victory

#	Team	Year
69	Copley	1951 Vs. Revere
56	Highland	2012 Vs. Revere
50	Tallmadge	2012 Vs. Revere
44	Revere	1968 Vs. Coventry
43	Highland	2000 Vs. Orange

## Points Scored In a Game

#	Team	Year
69	Copley	1951 Vs. Revere
62	Revere	1968 Vs. Coventry
59	Revere	2007 Vs. Springfield
58	Green	1970 Vs. Revere
57	Tallmadge	2012 Vs. Revere
56	Highland	2012 Vs. Revere
55	Highland	2000 Vs. Orange
55	Tallmadge	2012 Vs. Cloverleaf

## Total Points

#	Team	Year
539	Tallmadge	2005
472	Tallmadge	2004
461	Revere	1990
386	Highland	2008
373	Tallmadge	2012

## Points Per Game

#	Team	Year
38.5	Tallmadge	2005
35.3	Mogadore	1960
33.7	Tallmadge	2004
32.9	Revere	1990
32.6	Revere	1967

## Season Total Offense

#	Team	Year
5427	Tallmadge	2005
4588	Tallmadge	2011
4521	Highland	2008
4388	Tallmadge	2010
4316	Tallmadge	2004

## Total Offense Per Game

#	Team	Year
387.6	Tallmadge	2005
382.3	Tallmadge	2011
265.6	Tallmadge	2010
359.6	Tallmadge	2007
347.8	Highland	2008

## Least Points Allowed

#	Team	Year
34	Mogadore	1962
41	Revere	1981
69	Revere	1962

## Least Points Allowed Per Game

#	Team	Year
3.8	Mogadore	1962
4.1	Revere	1981
7.7	Revere	1962
8.2	Revere	1972

## Rushing Yards in a Game

#	Team	Year
527	Mogadore	1963 Vs. Lake
471	Mogadore	1960 Vs. Suffield
463	Highland	2004 Vs. Norton
432	Highland	2004 Vs. Norton
387	Wadsworth	2007 Vs. Green

## Season Rushing

#	Team	Year
4123	Tallmadge	2005
4021	Revere	1990
3669	Tallmadge	2004
3544	Tallmadge	2008
3388	Highland	2001

## Rushing Yards Per Game

#	Team	Year
295	Tallmadge	2005
287	Revere	1990
282	Tallmadge	2001
273	Tallmadge	2008
262	Tallmadge	2004
252	Highland	2004

# Suburban League Football Individual Records

## Season Scoring

#	Name	School	YR
294	Carter, Delone	Copley	2005
194	Snowball, Jack	Wadsworth	2011
184	Stone, Paul	Norton	1987
178	Jones, Dru	Wadsworth	2007
172	Sovlansky, Wayne	Revere	1968
168	Carter, Delone	Copley	2004
162	Miller, Jamel	Tallmadge	2005
162	Fortner, Tyler	Tallmadge	2008
161	Dusky, Rick	Norton	1974
156	Carter, Matt	Copley	1999
154	Macko, Paul	Wadsworth	2003
150	Raddish, Mike	Mogadore	1963
144	Miller, Jamel	Tallmadge	2004
138	Fortner, Tyler	Tallmadge	2007
132	Willis, Brian	Revere	1990

## Career Scoring

#	Name	School	YR
462	Carter, Delone	Copley	2004-2005
363	Kimbrough, Ben	Copley	1952-1954
334	Jones, Dru	Wadsworth	2005-2007
336	Fortner, Tyler	Tallmadge	2006-2008
330	Turner, Aregeros	Copley	2009-2012
330	Garden, Loyd	Copley	1993-1996
324	Miller, Jamel	Tallmadge	2003-2005
278	Snowball, Jack	Wadsworth	2009-2011
264	Penzenik, Chuck	Revere	1964-1967
258	Willis, Brian	Revere	1988-1990
242	Macko, Paul	Wadsworth	2001-2003
242	Blower, Elijah	Highland	2000-2002
240	Carter, Matt	Copley	1997-1999
237	Penzenik, Chuck	Revere	1988-1991

**Most Points in a Game:** 68 Carter, Delone, Copley 2012 vs. Stone, Paul, Norton Highland 43 228 Stone, Paul, Norton Highland vs. Snowball, Jack, Wadsworth 2011

42 Kerekes, Dick Revere 1956 vs. Twinsburg  
38 Jones, Dru Wadsworth 2007 Vs. Green  
36 Raddish, M Mogadore 1963 Vs. Lake  
36 Carter, Delone Copley 2005 Vs. Cloverleaf  
36 Snowball, Jack Wadsworth 2011 Vs. Highland

**Most Touchdowns in a Game:** 7 Kerekes, Dick Revere 1956 vs. Twinsburg

**Most Touchdowns in a Season:** 49 Carter, Delone Copley 2005

32 Snowball, Jack Wadsworth 2011

**Most Touchdowns in a Career:** 77 Carter, Delone Copley 2004-2005

## Season Kicking

#	Name	School	YR
76	Duale, Eric	Highland	2008
73	Wellock, Andrew	Green	2001
72	Bauer, Ryan	Nordonia	2012
68	Hindel, Cory	Tallmadge	2004
68	Edwards, Kody	Tallmadge	2012
68	Rudder, Roy	Nordonia	2013
67	Plunket, J	Tallmadge	2007
64	Wellock, Andrew	Green	2002
60	Edwards, Kody	Tallmadge	2011
57	Klein, Andy	Revere	1990

## Career Kicking

#	Name	School	YR
167	Reed, Matt	Wadsworth	2006-2009
143	Reed, Nate	Wadsworth	2003-2005
137	Wellock, Andrew	Green	2001-2002
133	Duale, Eric	Highland	2006-2008
128	Edwards, Kody	Tallmadge	2011-2012
117	Contrascier, Carl	Highland	2004-2005
107	Galpert, Sam	Wadsworth	1998-1999
97	Reed, Matt	Wadsworth	2006-2007
93	Bauer, Ryan	Nordonia	2011-2012
83	Klein, Andy	Revere	1989-1990

**Most PAT in a Game** 8

**Most PAT in a Season** 51 Rudder, Roy Nordonia 2013

**Most PAT in a Career** 123 Reed, Matt Wadsworth 2006-2009

**Most FG in a Game** 3 Duale, Eric Highland 2008 vs. N/A

3 Schlitt, John Norton 1997 vs. Revere

**Most FG in a Season** 12 Wellock, Andrew Green 2002

**Most FG in a Career** 23 Wellock, Andrew Green 2001-2002

18 Reed, Nate Wadsworth 2003-2005

**Longest Field Goal Made** 50 Duale, Eric Highland 2006-2008

50 Duale, Eric Highland 2008 Vs. Green

# Suburban League Football Individual Records

## Rushing Yards

Season				Career			
#	Name	School	YR	#	Name	School	YRS
2788	Carter, Delone	Copley	2005	5326	Carter, Delone	Copley	2004-2005
2758	Fortner, Tyler	Tallmadge	2008	5250	Garden, Lloyd	Copley	1993-1996
2595	Snowball, Jack	Wadsworth	2011	5249	Jones, Dru	Wadsworth	2005-2007
2538	Carter, Delone	Copley	2004	5159	Miller, Jamel	Tallmadge	2003-2005
2281	Jones, Dru	Wadsworth	2007	4759	Turner, Aregeros	Copley	2009-2012
2278	Miller, Jamel	Tallmadge	2004	4741	Fortner, Tyler	Tallmadge	2006-2008
2122	Miller, Jamel	Tallmadge	2005	3866	Snook, Chris	Highland	2005-2008
1972	Jones, Dru	Wadsworth	2006	3850	Snowball, Jack	Wadsworth	2009-2011
1956	Carter, Matt	Copley	1999	3724	Willis, Brian	Revere	1988-1990
1923	Herbert, Dan	Wadsworth	1996	3434	Carter, Matt	Copley	1997-1999
1875	Sovlansky, Wayne	Revere	1968	3355	Williams, Tyrin	Tallmadge	2009-2011
1851	Snook, Chris	Highland	2008	3275	Stark, Rusty	Green	1972-1974
1845	Obendorf, Kyle	Wadsworth	1997	2968	Drain, Jim	Copley	1967-1969
1831	Rosato, Joe	Hudson	1949	2913	Oing, Brandon	Green	2000-2001
1788	Williams, Tyrin	Tallmadge	2010	2895	Tricomi, Joe	Wadsworth	1998-2000
1761	Willis, Brian	Revere	1990	2680	Blower, Elijah	Highland	1999-2002
1723	Jackson, Martice	Wadsworth	2013	2587	Battaglia, John	Revere	2007-2009
1649	Raddish, Mike	Mogadore	1963	2548	Rhea, R	Tallmadge	1991-1993
				2534	Herbert, Dan	Wadsworth	1994-1996

## Rushing Touchdowns

Season				Career			
#	Name	School	YR	#	Name	School	YRS
47	Carter, Delone	Copley	2005	75	Carter, Delone	Copley	2004-2005
31	Snowball, Jack	Wadsworth	2011	52	Jones, Dru	Wadsworth	2005-2007
28	Jones, Dru	Wadsworth	2007	45	Snowball, Jack	Wadsworth	2009-2011
28	Carter, Delone	Copley	2004	40	Willis, Brian	Revere	1988-1990
21	Willis, Brian	Revere	1990	36	Snook, Chris	Highland	2006-2008
19	Seifert, Mark	Revere	1977	35	Blower, Elijah	Highland	2000-2002
18	Herbert, Dan	Wadsworth	1996	27	Nobles, Jordan	Nordonia	2011-2013

## Miscellaneous Rushing

<b>Most Yards Rushing in a Game</b>	438	Carter, Delone	Copley	2005 Vs. Cloverleaf
	378	Jones, Dru	Wadsworth	2007 Vs. Green
	375	Carter, Delone	Copley	2005 Vs. Wadsworth
	362	Clark, Bobby	Tallmadge	2013 Vs. Cloverleaf
	354	Raddish, Mike	Mogadore	1963 Vs. Lake
	326	Solvansky, Wayne	Revere	1968 Vs. Woodridge
<b>Most Carries in a Season</b>	324	Herbert, Dan	Wadsworth	1996 Vs. Cloverleaf
	324	Carter, Delone	Copley	2004
<b>Most Carries in a Career</b>	878	Garden, Loyd	Copley	1993-1996
<b>Most Carries in a Game</b>	48	Snook, Chris	Highland	2008 Vs. Cloverleaf
<b>Most Yards Per Carry in a Game</b> (Min. 10)	20.2	Penzenik, Chuck	Revere	1967 Vs. Green
<b>Most Yards Per Carry in a Career</b> (Min. 50)	11.6	Raddish, M	Mogadore	1963
	10.2	Adison, Abe	Revere	2007
	15.8	Penzenik, Chuck	Revere	1990
<b>Most Yards Per Carry in a Season</b> (Min. 30)	11.7	Arnold, David	Copley	2006
	99	Thompson, Nick	Tallmadge	1993 Vs. Revere
<b>Longest Rush</b>	99	Scholle, Jerry	Highland	2011 Vs. Olmsted Falls
	97	Scholle, Jerry	Highland	2011 Vs. Wadsworth
	86	Hudson, David	Revere	1963 Vs. Hudson

\*DATA INCOMPLETE: based on microfilm (ABJ); on-line information (newspapers, school websites, etc.); and information provided by schools, media, and league members with proper supporting documentation.

# Suburban League Football Individual Records

## Passing Yards

Season				Career			
#	Name	School	YR	#	Name	School	YRS
3332	Hoover, Mike	Wadsworth	1999	7534	Gotto, Anthony	Tallmadge	2009-2012
2926	Cochran, Clint	Wadsworth	2003	6553	Snyder, Kyle	Barberton	2006-2009
2592	Gotto, Anthony	Tallmadge	2012	5194	Cochran, Clint	Wadsworth	2001-2003
2397	Gotto, Anthony	Tallmadge	2011	5024	Gigliotti, Lou	Copley	2008-2011
2396	Murray, David	Nordonia	2013	4947	Hoover, Mike	Wadsworth	1997-1999
2221	Sipple, Alan	Copley	2000	4317	Price, Allen	Tallmadge	2002-2005
2162	Alders, Tyler	Nordonia	2012	4249	Vorhies, Justin	Cloverleaf	1998-2000
2126	Cochran, Clint	Wadsworth	2002	3569	Wagner, Kade	Green	2004-2006
2001	Snyder, Kyle	Barberton	2006	3525	Csepe, David	Copley	2002-2004
1992	Vorhies, Justin	Cloverleaf	2000	3185	Cundiff, Bill	Green	2002-2004
1930	Wagner, Kade	Green	2006	3086	Saylor, Scott	Wadsworth	2005-2007
1874	DiPierro, Joe	Copley	1999	3076	Knerem, Nick	Highland	2006-2008
1812	Davies, John	Green	2013	2915	Kurtz, Cory	Revere	2003-2008

## Passing Touchdowns

Season				Career			
#	Name	School	YR	#	Name	School	YRS
38	Hoover, Mike	Wadsworth	1999	64	Snyder, Kyle	Barberton	2006-2009
31	Murray, David	Nordonia	2013	58	Gotto, Anthony	Tallmadge	2009-2012
25	Sipple, Alan	Copley	2000	52	Hoover, Mike	Wadsworth	1997-1999
24	Cochran, Clint	Wadsworth	2003	46	Price, Allen	Tallmadge	2002-2005
24	Alders, Tyler	Nordonia	2012	39	Gigliotti, Lou	Copley	2008-2011
22	Higginbotham, Steve	Nordonia	1968	37	Cochran, Clint	Wadsworth	2001-2003

## Miscellaneous Passing

<b>Most Passes Attempted in a Career</b>	827	Gotto, Anthony	Tallmadge	2009-2012
<b>Most Passes Attempted in a Season</b>	352	Hoover, Mike	Wadsworth	1999
<b>Most Passes Attempted in a Game</b>				
<b>Most Passes Completed in a Season</b>	192	Hoover, Mike	Wadsworth	1999
<b>Most Passes Completed in a Career</b>	475	Gotto, Anthony	Tallmadge	2009-2012
<b>Most Passes Completed in a Game</b>	27	Alders, Tyler	Nordonia	2012 Vs. Green
<b>Most Yards Passing in a Half</b>	303	Lehmen, Zech	Revere	2012 Vs. Buckeye
<b>Most Yards Passing in a Game</b>	414	Murray, David	Nordonia	2013 Vs. Tallmadge
	403	Hoover, Mike	Wadsworth	1999 Vs. Midview
	403	Davies, John	Green	2013 Vs. Cloverleaf
<b>Best Passing Percentage in a Season</b>	63%	Dennison, Adam	Wadsworth	2013
<b>Best Passing Percentage in a Career</b>	60%	Cochran, Clint	Wadsworth	2001-2003
<b>Best Average Per Completion in a Season</b>	22.8	Snowball, Dave	Revere	1982
<b>Best Average Per Completion in a Career</b>	20.5	Snowball, Dave	Revere	1982-1983
<b>Most Passing Touchdowns in a Game</b>	6	Murray, David	Nordonia	2013 Vs. Tallmadge
<b>Longest Pass</b>	98	Allen Price to Carlo Testa	Tallmadge	2003 Vs. Cloverleaf
	92	Josh Palko to Robby Buckwald	Cloverleaf	2011 Vs. Revere
<b>Most Interceptions in a Game</b>	6	McCarthy, John	Wadsworth	1987 Vs. Orrville
<b>Most Interceptions in a Season</b>	18	Kellis, Chris	Revere	1979
<b>Most Interceptions in a Career</b>	33	Gotto, Anthony	Tallmadge	2009-2012
<b>Fewest Interceptions in a Season</b>	3	Wagner, Kade	Green	2006
<b>Fewest Interceptions in a Career</b>				

# Suburban League Football Individual Records

## Receiving Yards

Season				Career			
#	Name	School	YR	#	Name	School	YRS
1383	Ellerson, Jared	Copley	2000	2192	Ellerson, Jared	Copley	1999-2000
1284	Casto, Scott	Green	2001	2105	Cronin, Paul	Green	1998-2000
1120	Copeland, Adam	Wadsworth	1999	1911	Schrock, Anthony	Wadsworth	2006-2009
1031	Alders, Alex	Nordonia	2012	1767	Macko, Paul	Wadsworth	2001-2003
1025	Brink, Chris	Wadsworth	1999	1671	Marshall, Mike	Wadsworth	2001-2003
983	Rininger, Jason	Copley	2000	1604	Copeland, Adam	Wadsworth	1997-1999
955	Marshall, Mike	Wadsworth	2003	1543	Rininger, Jason	Copley	1999-2000
948	Elliott, Evan	Green	2006	1511	Vujas, Ben	Wadsworth	1999-2000
936	Macko, Paul	Wadsworth	2003	1490	Brink, Chris	Wadsworth	1998-1999
922	Muffley, Derek	Revere	2005	1405	Brenner, Tim	Copley	1988-1990
914	Hoover, Kim	Woodridge	1971	1364	Robby Buchwald	Cloverleaf	2010-2012
871	Linder, Tucker	Tallmadge	2011	1357	Bolinger, Paul	Revere	1979-1980
856	Lalkowski, Zach	Revere	2013	1317	Linder, Tucker	Tallmadge	2009-2011
850	Carris, Craig	Coventry	1971	1284	Casto, Scott	Green	2001
848	Angel, James	Green	2013	1223	Wood, Jacob	Tallmadge	2009-2012
842	Robinson, Gary	Tallmadge	1999	1210	Cunningham, Devin	Cloverleaf	2010-2013
837	Bolinger, Paul	Revere	1980	1170	Houston, Dean	Coventry	1977-1978
808	Ellerson, Jared	Copley	1999	1138	Smith, Austin	Cloverleaf	2011-2013
800	Taylor, Shawn	Copley	2010	1076	Thurn, Tyler	Revere	2001-2003
797	Bonnette, Andrew	Tallmadge	2010	1076	Pappano, Frank	Revere	1995-1997
797	Smith, Austin	Cloverleaf	2013				

## Receiving Touchdowns

Season				Career			
#	Name	School	YR	#	Name	School	YRS
16	Brink, Chris	Wadsworth	1999	24	Ellerson, Jared	Copley	1999-2000
15	Robinson, Gary	Tallmadge	1999	23	Brink, Chris	Wadsworth	1998-1999
14	Ellerson, Jared	Copley	2000	19	Marshall, Mike	Wadsworth	2002-2003
14	Rininger, Jason	Copley	2000	18	Vujas, Ben	Wadsworth	1999-2000
13	Elliott, Evan	Green	2006	16	Schrock, Anthony	Wadsworth	2006-2009

## Miscellaneous Receiving

<b>Most Receptions in a Game</b>	13	Macko, Paul	Wadsworth	2003 Vs. ????
	13	Alders, Alex	Nordonia	2012 Vs. Green
	13	Lakowski, Zach	Revere	2013 Vs. Copley
<b>Most Receptions in a Season</b>	81	Ellerson, Jared	Copley	2000
	71	Copeland, Adam	Wadsworth	1999
<b>Most Receptions in a Career</b>	131	Macko, Paul	Wadsworth	2001-2003
	123	Cronin, Paul	Green	1998-2000
<b>Most Receiving Yards in a Game</b>	247	Cunningham, Devin	Cloverleaf	2012 Vs. Revere
	222	Siekbart, Jim	Cloverleaf	2003 Vs. Highland
	221	Cronin, Paul	Green	1998 Vs. Springfield
	221	Lalkowski, Zach	Revere	2013 Vs. Copley
<b>Most Receiving Touchdowns in a Game</b>	4	Cronin, Paul	Green	1998 Vs. Springfield
	4	Robinson, Terron	Barberton	2006 Vs. Cloverleaf
	4	Cunningham, Devin	Cloverleaf	2012 Vs. Revere
<b>Most Yards Per Reception in a Season</b>	31.2	McCarty, Allen	Nordonia	1968

\*DATA INCOMPLETE: based on microfilm (ABI); on-line information (newspapers, school websites, etc.); and information provided by schools, players, and community members. Information is not complete and may be updated.



# Suburban League Football Individual Records

## Tackles

Season				Career			
#	Name	School	YR	#	Name	School	YRS
225	Gutyon, Bruce	Coventry	1972	450	Hulvey, Nathan	Highland	1991-1993
197	Judd, Don	Hudson	1972	390	Houska, Tyler	Highland	2006-2008
167	Kudla, Mike	Highland	2000	385	Johnson, Oliver	Copley	2011-2013
164	Riehm, Chris	Highland	1978	373	Busson, Luke	Wadsworth	2001-2003
162	Houska, Tyler	Highland	2008	344	Woicehovich, Alex	Nordonia	2011-2013
161	Cousineau, Garret	Revere	1988	342	Gray, M	Tallmadge	2002-2004
160	Pierce, Tim	Field	1980	318	Cousineau, Garret	Revere	1987-1989
153	Winkler, Nick	Wadsworth	2013	311	Kudla, Mike	Highland	1999-2001
153	Johnson, Oliver	Copley	2013	305	Herberth, Dan	Revere	1988-1990
152	Gray, Mike	Tallmadge	2004	288	Winkler, Nick	Wadsworth	2011-2013
150	Batton, Jeff	Nordonia	1970	266	Yelling, J	Tallmadge	2002-2005
147	Jones, Tom	Field	1989	263	Pappano, Frank	Revere	1995-1997
145	Lockard, Drew	Green	1976	249	Handshue, Matt	Wadsworth	2002-2004
144	Rahach, Mike	Revere	1984	244	Kreeger, Dana	Revere	1988-1990
144	Kudla, Mike	Highland	2001	242	Li, Brian	Revere	1990-1991
144	Busson, Luke	Wadsworth	2002				

## Interceptions

Season				Career			
#	Name	School	YR	#	Name	School	YRS
10	Bolinger, Paul	Revere	1980	20	Dourley, Dan	Green	1967-1969
9	Malson, Scott	Hudson	1982	17	Penzenik, Chuck	Revere	1988-1991
9	Stricklen, Mike	Norton	1982	14	St. Clair, Mark	Highland	1987-1989
9	Penzenik, Chuck	Revere	1990	14	Skraba, Cordt	Tallmadge	2010-2012
9	Mostoller, Mike	Highland	1990	11	Brenner, Tim	Copley	1988-1990
9	Duignan, Alan	Green	2001	11	Looser, Ryan	Wadsworth	2012-2013
				10	Bolinger, Paul	Revere	1980

## Miscellaneous Defense

Tackles in a Game	20	Golden, Roger	Green	1987 Vs. Norton
	19	Klemp, Rick	Coventry	1979 Vs. ?? and ??
Interceptions in a Game	4			
Longest Interception Return	104	Gibbs, Chris	Revere	2009 Vs. Akron East
Most INTS Returned for TDS in a Game	2	Louis, Nick	Copley	2006 Vs. Barberton
Most INTS Returned for TDS in a Season	3	Misutka, Brian	Green	2003
Most Fumbles Caused in a Season	20	Guyton, Bruce	Coventry	1972
Longest Fumble Return	100	Palidar, Jake	Wadsworth	2007 Vs. Medina
	95	Grady, Tyrone	Green	1976 Vs. ??
Tackles for a Loss in a Season	23	Kudla, Mike	Highland	2001
	21	Houska, Tyler	Highland	2006
Tackles for a Loss in a Career	43	Kudla, Mike	Highland	1999-2001
Sacks in a Game	5	Hickey, John	Norton	1995 Vs. Green
Sacks in a Season	17.5	Grayson, Nyck	Nordonia	2013
	16	Hickey, John	Norton	1995
	16	Lambright, Larry	Norton	1983
Sacks in a Career	18	Weaver, Keith	Revere	1988-1990
Passes Broken Up in a Season	34	Dave Messner	Green	1982
Passes Broken Up in a Career	34	Dave Messner	Green	1982

# Suburban League Football Individual Records

## Punting Yards

Season				Career			
#	Name	School	YR	#	Name	School	YRS
1756	August, Nathan	Revere	2013	4003	Hartschuh, Ryan	Revere	1996-1998
1727	Tisdale, Ben	Revere	2010	3739	Knapp, Bob	Wadsworth	1988-1990
1660	Sustersic, Tom	Revere	2002	3582	Krasuna, Nate	Revere	2003-2005
1635	Johnson, Bill	Revere	1986	3483	Tisdale, Ben	Revere	2009-2011
1563	Serdinak, Tom	Revere	1987	2806	Sustersic, Tom	Revere	2001-2002
1493	Campbell, Scott	Wadsworth	2013	2770	Sondles, Rob	Wadsworth	1995-1996
1448	Tisdale, Ben	Revere	2011	2741	Johnson, Bill	Revere	1985-1986
1412	Finley, Austin	Copley	2013	2534	Blackburn, Justin	Wadsworth	2000-2001
1393	Hartschuh, Ryan	Revere	1996	2370	Reed, Nate	Wadsworth	2003-2005
1336	Krasuna, Nate	Revere	2003				
1309	Hartschuh, Ryan	Revere	1998				
1301	Hartschuh, Ryan	Revere	1997				
1252	Knapp, Bob	Wadsworth	1990				
1219	Kortze, Calvin	Green	2013				
1206	Brebant, Joshua	Copley	2012				

## Punting Average

Season				Career			
#	Name	School	YR	#	Name	School	YRS
44.9	Gorman, Shawn	Highland	1984	38.2	Tisdale, Ben	Revere	2009-2011
44.4	Kollert, Curt	Revere	1978	38.1	Johnson, Bill	Revere	1985-1986
43.1	Joshua Brebant	Copley	2012	37.7	Miller, Kiel	Revere	1999-2000
43.0	Gorman, Scott	Highland	1981	37.7	Zarkovacki, Steve	Revere	2007-2009
42	Jones, Mike	Revere	1966	37.2	Snowball, Dave	Revere	1982-1983
42	Kaminski, Andy	Cloverleaf	2001	36.6	Knapp, Bob	Wadsworth	1988-1990
41.9	Wakeling, Tom	Revere	1977	36.33	Tisdale, Ben	Revere	1987
41.8	Coley, Vince	Highland	1992	35.5	Serdinak, Tom	Revere	1978
41.8	Sondles, Rob	Wadsworth	1996	35.25	Baker, Jim	Revere	1988
41.7	Gorman, Shawn	Highland	1983	35.2	Saltis, Heath	Revere	

## Miscellaneous Punting

<b>Longest Punt</b>	84	Gorman, Scott	Highland	1981 Vs. ?
	70	Smesko, Kyle	Revere	1992 Vs. ?
<b>Most Punts in a Game</b>				
<b>Most Punts in a Season</b>	53	August, Nathan	Revere	2013
	47	Tisdale, Ben	Revere	2010
	47	Hartschuh, Ryan	Revere	1996
<b>Most Punts in a Career</b>	129	Hartschuh, Ryan	Revere	1996-1998

# Suburban League Football Individual Records

## Punt Return Yards

Season				Career			
#	Name	School	YR	#	Name	School	YRS
406	Penzenik, Chuck	Revere	1989	700	Penzenik, Chuck	Revere	1988-1991
310	Thomas, Will	Copley	2013	568	Looser, Ryan	Wadsworth	2012-2013
293	Ellerson, Jared	Copley	2000	548	Macko, Paul	Wadsworth	2001-2003
292	Romito, Tom	Revere	2005	496	Thomas, Will	Copley	2012-2013
275	Macko, Paul	Wadsworth	2003	481	Romito, Tom	Revere	2003-2005
272	Looser, Ryan	Wadsworth	2013	423	Huffman, Ryan	Revere	1993-1996
246	Alders, Alex	Nordonia	2013	380	Smesko, Kyle	Revere	1989-1992

## Kickoff Return Yards

Season				Career			
#	Name	School	YR	#	Name	School	YRS
551	McGregor, Everett	Revere	2012	787	Macko, Paul	Wadsworth	2001-2003
466	Moore, Latrele	Tallmadge	2013	748	Bergh, Justin	Revere	2009-2011
450	Willis, Brian	Revere	1989	671	Borgschulte	Revere	1984-1985
427	Bergh, Justin	Revere	2011	627	Penzenik, Chuck	Revere	1988-1991
426	Macko, Paul	Wadsworth	2002	618	Maney, Mike	Revere	1993-1995

## Miscellaneous Returns

Longest Punt Return	95	Wisnieski, Phil	Revere	1959 Vs. Twinsburg
Punt Returns Touchdowns in a Season	4	Penzenik, Chuck	Revere	1989
Punt Return Touchdowns in a Career	5	Penzenik	Revere	1988-1991
Most Punt Return Yardage in a Game				
Most Punt Returns in a Game				
Most Punt Returns in a Season	28	Macko, Paul	Wadsworth	2003
Most Punt Returns in a Career	61	Macko, Paul	Wadsworth	2001-2003
Best Average Per Punt Return Season	26	Penzenik, Chuck	Revere	1991
Best Average Per Punt Return Career	23.6	Miller, Kiel	Revere	1998-2000
Longest Kickoff Return	99	Cunningham, Devin	Cloverleaf	2012 vs. Copley
	99	Getz, Dylan	Tallmadge	2011 Vs. Ravenna
	99	Spray, Adam	Green	2007 vs. Highland
	99	Harrison, Kyle	Tallmadge	2003 Vs. Wadsworth
	99	Papp, Bill	Manchester	1958 Vs. Northwest
Kickoff Return Touchdowns in a Game	2	Sir Louis, Tim	Highland	1994 Vs. Norton
	2	Cunningham, Devin	Cloverleaf	2012 vs. Copley
Kickoff Return Touchdowns in a Season	3			
Kickoff Return Touchdowns in a Career	3	Jones, Brick	Highland	1992-1993
Most Kickoff Return Yardage in a Game	193	Cunningham, Devin	Cloverleaf	2012 vs. Copley
Most Kickoff Returns in a Game				
Most Kickoff Returns in a Season	26	McGregor, Everett	Revere	2012
Most Kickoff Returns in a Career	40	Macko, Paul	Wadsworth	2001-2003
Best Average Per Kick Return Season	40.8	Cunningham	Cloverleaf	2012
Best Average Per Kick Return Career	33	Penzenik, Chuck	Revere	1988-1991

# 2013 Suburban League Football

## OHSAA:

- Playoff field expanded by creating an additional division, now there are seven divisions (rather than six) (total teams in playoffs—224).

## FACILITY:

- Wadsworth—installed turf field and added new visitor bleachers to Art Wright Stadium (phase 5 of 5).

## COACHING CHANGES:

- Revere—Michael Murphey replaced Phil Heyn

## ALL-OHIOANS:

- Bruce Kinsey (1st-QB-Highland), Joe Lowery (1st-OL-Tallmadge), Alex Woichevovich (1st-LB-Nordonia), Alex Alders (2nd-WR-Nordonia), Nyck Grayson (2nd-DL-Nordonia), Myles Houska (2nd-OL-Highland), Martice Jackson (2nd-RB-Wadsworth), Ryan Looser (2nd-DB-Wadsworth), Denzel Ward (2nd-DB-Nordonia), Nick Winkler (2nd-LB-Wadsworth), Cory Moncol (3rd-WR-Highland), David Murray (3rd-QB-Nordonia), James Angel (SM-WR-Green), James Friedl (SM-LB-Highland), Alex Harris (SM-RB-Highland), Jordan Nobles (SM-RB-Nordonia)

## TOP PERFORMERS:

- **Cloverleaf**—Devin Cunningham rushed for 1035 yards and 7 touchdowns on 206 carries, had 41 receptions for 340 yards, and had 5 kickoff returns for 150 yards. For his career, Cunningham scored 216 points (including 20 rushing TDs and 12 receiving TDs), had 2,437 yards rushing and 20 touchdowns (412 carries) to go along with 105 receptions for 1,210 yards and 12 touchdowns. Gino Flora completed 125 of 223 for 1,603 yards and 12 touchdowns. Austin Smith had 49 receptions for 797 yards with 9 touchdowns and for his career, 87 receptions for 1,138 yards with 10 touchdowns. Brandon Zajackowski led the team in tackles with 64 and Matt Vespucci had 3 interceptions.
- **Copley**—John Kromalic was 82 of 184 for 1,384 yards with 11 touchdowns and for his career was 149 of 365 for 2,358 with 19 touchdowns. Aulden Knight had 721 yards rushing and 6 touchdowns on only 95 carries. Milton Greer had 558 yard receiving on 30 receptions while Will Thomas had 438 yards on 28 receptions. Oliver Johnson led the team with 153 tackles (88 solo) and finished his career with 385 tackles (194 solo).
- **Green**—John Davies led the team in passing (128 of 255 for 1,812 with 20 touchdowns) and rushing (614 yards and 7 touchdowns on 144 carries). James Angel had 63 receptions for 848 yards and 9 touchdowns. Blake Suponic had 5 interceptions.
- **Highland**—
- **Nordonia**—Jordan Nobles rushed for 828 yards and 14 touchdowns (in 8 games) and for his career he has 2,194 yards and 27 touchdowns on 370 carries. Alex Alders had 66 receptions for 726 yards (10 touchdowns), rushed for 76 yards (2 touchdowns), 63 tackles, 19 punt returns for 246 yards, and 15 kickoff returns for 318 yards. David Murray was 177 of 307 for 2,396 yards and 31 touchdowns. Denzel Ward had 37 receptions for 655 yards and 9 touchdowns. Roy Rudder had 66 kicking points (5 of 6 FG and 51 of 53 PAT). Alex Woichevovich had 123 tackles giving him 344 for his career (260 solo). Nyck Grayson had 17.5 sacks while Denzel Ward and Tyler Soltis each had 5 interceptions.
- **Revere**—Chase Costanzo was 79 of 150 for 997 yards with 6 touchdowns. Zach Lalkowski had 43 receptions for 856 yards and 6 touchdowns. Nick Zimmerman scored 54 points and average 106 yards per game in all-purpose yards.
- **Tallmadge**—Bobby Clark rushed for 1,281 yards with 12 touchdowns on 187 carries (1,793 career rushing yards). Joseph Vassalotti was 85 of 179 for 1,402 with 12 touchdowns. Joseph Siesel had 20 receptions for 359 yards and 3 touchdowns. Latrelle Moore had 15 kickoff returns for 466 yards (31.07 average). Davis Moore had 91 tackles (11 TFLs)
- **Wadsworth**—Martice Jackson rushed for 1,723 yards with 14 touchdowns (262 carries) for his career he rushed for 3,852 yards with 33 touchdowns (672 carries) and 198 points scored. Adam Dennison completed 64% percent of his passes (76 of 120) for 902 yards and 6 touchdowns. Nick Winkler had 153 tackles (92 solo) along with 4.5 sacks and he has 288 tackles (177 solo) for his career. Ryan Looser had 5 interceptions (11 for his career) with 5 PBU while Austin White had 4 interceptions (3 PBU).

# 2013 Suburban League Football

## SUMMARY:

- **Teams entered week four, start of league play, with a 19-5 record against non-league competition.**
- **Week 4:** Highland was leading Wadsworth 24-7 with 3:22 left in the third quarter when the Grizzlies made their comeback attempt that peaked with a 62-yard score by Martice Jackson with 2:22 to play to make the score 24-23. But Wadsworth would miss the PAT and fail to convert the onside kick after an hour long lighting delay. Hornet's Bruce Kinsey was 12-18 for 131 yards and had 180 yards rushing on 23 carries. Tallmadge beat Copley 22 to 16 in overtime. Tallmadge's Latrelle Moore returned a kickoff 90 yards to tie the score. The game stayed tied until the first overtime when the Blue Devil defense held Copley and scored on their possession. Tallmadge was led by Joseph Vassalotti (11 of 18 for 151 yards) and Bobby Clark (129 yards rushing). Green beat Revere 27-12 led by John Davies (17 of 35 for 282 yards and four touchdowns).
- **Week 5:** Nordonía beat Green 49 to 14 as the Knights' David Murray threw for 226 yards and five touchdowns. The Blue Devils defeated the Minutemen 30 to 7 as Joe Vassalotti threw for 167 yards and two touchdowns. Highland beat Copley 42 to 14 led by Bruce Kinsey (passed for 197 yards and rushed for 92 yards and four touchdowns), Alex Harris (140 yards rushing), Cory Moncol (7 receptions for 133 yards).
- **Week 6:** Highland compiled 490 yards (239 rushing and 251 passing) while pulling away from the Blue Devils after leading only 21-14 late in the third quarter. Bruce Kinsey rushed for 112 yards and completed 16 of 20 passes for 251 yards with 124 of those yards going to Coltin Kinsey. Joe Vassalotti threw for 214 yards for Tallmadge. Green beat Cloverleaf 55 to 28 led by John Davies (22-of-34 passes for 403 yards and five touchdowns).
- **Week 7:** Nordonía beat Tallmadge 48 to 14. Nordonía's David Murray threw for 414 yards and six touchdowns while Alex Alders had 6 receptions for 138 yards and four touchdowns. Tallmadge's Latrelle Moore had a 85-yard kickoff return and a 67-yard run for both of the Blue Devil touchdowns. Copley turned a three-point halftime lead into a 17 point win as they defeated the Cloverleaf 37 to 20. The Indians were led by Aulden Knight (235 yards rushing on 29 attempts), John Kromalic (13 of 21 for 276 and three touchdowns), and Will Thomas (five catches for 144 yards and two touchdowns). The Colts were led by Devin Cunningham (17 rushes, 115 yards; 8 catches, 75 yards), Garrison Flora (20-for-37, 197 yards, TD), and Austin Smith (87 yard kickoff return for a TD)
- **Week 8:** Tallmadge led 28-21 after three quarters but pulled away from Cloverleaf to secure a 49 to 28 win. Bobby Clark ran for 349 yards and four touchdowns on 29 carries. Austin Smith led the Colts as he scored three times and had 170 yards from scrimmage (142 receiving, 28 rushing). Garrison Flora threw for 211 yards and two touchdowns. Wadsworth defeated Copley 28 to 7 and was led by Martice Jackson (158 yards and three touchdowns on 24 carries) and Austin White (three interceptions). With a halftime lead of 14-7, Nordonía scored 28 unanswered points in the third quarter to pull away for the win over Revere. David Murray threw for 186 yards for the Knights.
- **Week 9:** In a battle of undefeated teams, Highland defeated Nordonía 28 to 25. The Hornets took a 14 to 10 halftime lead and both teams added two touchdowns in the second half but Highland held the ball last to run out the clock. Offensively, Highland was led by Bruce Kinsey (68 yards passing and 147 yards rushing). Nordonía was led by David Murray (20 of 37 for 187 yards and two touchdowns), Alex Alders (9 receptions for 81 yards and a touchdown), and Denzel Ward (5 receptions for 65 yards and a 10-yard interception return for a touchdown). Revere beat Cloverleaf 21 to 14 in a tough back-and-forth game. The Minutemen offensively were led by Nick Zimmerman (143 yards rushing), Chase Costanzo (13 of 22 for 164 yards), and Zach Lalkowski (5 receptions for 93 yards). The Colts were led by Austin Smith (6 receptions for 149 yards and a touchdown). Wadsworth and Tallmadge played a scoreless game through three quarters of play, until the fourth quarter when the Grizzlies pulled ahead to get the 13 to 6 win. Martice Jackson finished with 155 yards on 30 carries.
- **Week 10:** Highland scored on its first five possessions en route to a 49 to 7 win over Cloverleaf. The win gave the Hornets their fourth undefeated regular season in school history (8-0 in 1955, 9-0 in 1969, 10-0 in 2001) and their fourth SL championship (1979, 2001, 2008). Revere beat Copley 32 to 27. With Copley leading 21-20 in the 4<sup>th</sup> quarter, the two teams scored three touchdowns in less than two minutes finishing with a 67-yard touchdown pass by the Minutemen to get the win. Revere was led by Chase Costanzo (24 of 35 for 396 yards with four touchdown passes) and Zach Lalkowski (13 receptions for 221 yards and two touchdowns). Indians were led by Aulden Knight (252 yards rushing and three touchdowns on 19 carries) and John Kromalic (7 of 12 for 163 yards and a touchdown). Tallmadge's Justin Brown kicked a 21-yard field goal as time expired to defeat Green 30 to 27. Blue Devil's Clark finished with 215 yards rushing and three touchdowns on 20 carries. Leading the way for the Bulldogs was John Davies (76 yards rushing to go with 19 of 33 for 256 yards and four touchdowns). Wadsworth beat Nordonía 34 to 33. After a wild first half that saw 60 combined points and eight lead changes, Wadsworth's defense then shut the Knights out over the final two quarters, forcing two fumbles, three turnover-on-downs and two three-and-outs in seven Nordonía drives. The Grizzlies were led by Martice Jackson (208 yards and two touchdowns on 38 carries). The Knights were led by David Murray (21 of 36 for 277 yards and four touchdowns).

# 2013 Suburban League Review

		League Record			Overall Record			Opponents' Record			League Scoring			Overall Scoring			Playoff	Playoff
		W	L	%	W	L	%	W	L	%	Scored	Allowed	Difference	Scored	Allowed	Difference	Region	Rank
1	Highland	7	0	1	13	1	0.93	45	55	0.45	272	115	157	484	249	235	DII-Reg 4	1st
2	Wadsworth	6	1	0.86	9	1	0.9	52	48	0.52	217	82	135	292	115	177	DI-Reg 1	8th
3	Nordonia	5	2	0.71	8	3	0.73	50	50	0.5	266	126	140	406	168	238	DII-Reg 4	5th
4	Tallmadge	4	3	0.57	6	4	0.6	58	42	0.58	177	188	-11	268	241	27	DIII-Reg 7	10th
5	Green	3	4	0.43	5	5	0.5	58	42	0.58	171	219	-48	266	291	-25	DI-Reg 1	18th
6	Revere	2	5	0.29	3	7	0.3	63	37	0.63	85	224	-139	155	297	-142	DIII-Reg 7	20th
7	Copley	1	6	0.14	4	6	0.4	52	48	0.52	140	201	-61	235	232	3	DII-Reg 4	18th
8	Cloverleaf	0	7	0	2	8	0.2	62	38	0.62	100	273	-173	182	342	-160	DIII-Reg 8	12th
	<b>TOTAL</b>	<b>28</b>	<b>28</b>	<b>0.5</b>	<b>50</b>	<b>35</b>	<b>0.59</b>	<b>440</b>	<b>360</b>	<b>0.55</b>	<b>1428</b>	<b>1428</b>	<b>0</b>	<b>2288</b>	<b>1935</b>	<b>353</b>		

	Cloverleaf Colts	Copley Indians	Green Bulldogs	Highland Hornets	Nordonia Knights	Revere Minutemen	Tallmadge Blue Devils	Wadsworth Grizzlies
	2-8, 0-7	4-6, 1-6	5-6, 3-4	13-1, 7-0	8-3, 5-2	3-7, 2-5	6-4, 4-3	9-2, 6-1
1 8/30/2013	Northwest (42) @ Cloverleaf (22)	JFK (12) @ Copley (47)	Green (19) @ Lake (28)	Highland (45) @ Wooster (17)	Nordonia (53) @ Mayfield (35)	Revere (55) @ Buckeye (7)	Ravenna (3) @ Tallmadge (26)	Ashland (7) @ Wadsworth (35)
2 9/6/2013	Cloverleaf (38) @ Keystone (21)	Firestone (0) @ Copley (14)	Green (42) @ Jackson (24)	Olmsted Falls (6) @ Highland (29)	Twinsburg (7) @ Nordonia (42)	Valley Forge (31) @ Revere (13)	Tallmadge (29) @ Ellet (37)	Wooster (13) @ Wadsworth (14)
3 9/13/2013	Buckeye (6) @ Cloverleaf (22)	East (19) @ Copley (34)	Maple Heights (20) @ Green (34)	Highland (56) @ North Royalton (14)	Panna (0) @ Nordonia (45)	Aurora (35) @ Revere (2)	Garfield (13) @ Tallmadge (36)	Wadsworth (26) @ Medina (13)
4 9/20/2013	Nordonia (27) @ Cloverleaf (3)	Copley (16) @ Tallmadge (22) OT	Green (27) @ Revere (12)	Wadsworth (23) @ Highland (24)	Nordonia (27) @ Cloverleaf (3)	Green (27) @ Revere (12)	Copley (16) @ Tallmadge (22) OT	Wadsworth (23) @ Highland (24)
5 9/27/2013	Cloverleaf (0) @ Wadsworth (35)	Highland (42) @ Copley (14)	Green (14) @ Nordonia (49)	Highland (42) @ Copley (14)	Green (14) @ Nordonia (49)	Revere (7) @ Tallmadge (30)	Revere (7) @ Tallmadge (30)	Cloverleaf (0) @ Wadsworth (35)
6 10/4/2013	Cloverleaf (28) @ Green (55)	Copley (26) @ Nordonia (35)	Cloverleaf (28) @ Green (55)	Tallmadge (26) @ Highland (49)	Copley (26) @ Nordonia (35)	Revere (6) @ Wadsworth (42)	Tallmadge (26) @ Highland (49)	Revere (6) @ Wadsworth (42)
7 10/11/2013	Copley (37) @ Cloverleaf (20)	Copley (37) @ Cloverleaf (20)	Wadsworth (42) @ Green (6)	Highland (35) @ Revere (0)	Nordonia (48) @ Tallmadge (14)	Highland (35) @ Revere (0)	Nordonia (48) @ Tallmadge (14)	Wadsworth (42) @ Green (6)
8 10/18/2013	Cloverleaf (28) @ Tallmadge (49)	Wadsworth (28) @ Copley (7)	Green (20) @ Highland (45)	Green (20) @ Highland (45)	Nordonia (49) @ Revere (7)	Nordonia (49) @ Revere (7)	Cloverleaf (28) @ Tallmadge (49)	Wadsworth (28) @ Copley (7)
9 10/25/2013	Revere (21) @ Cloverleaf (14)	Copley (13) @ Green (22)	Copley (13) @ Green (22)	Highland (28) @ Nordonia (25)	Highland (28) @ Nordonia (25)	Revere (21) @ Cloverleaf (14)	Tallmadge (6) @ Wadsworth (13)	Tallmadge (6) @ Wadsworth (13)
10 11/1/2013	Cloverleaf (7) @ Highland (49)	Revere (32) @ Copley (27)	Tallmadge (30) @ Green (27)	Cloverleaf (7) @ Highland (49)	Wadsworth (34) @ Nordonia (33)	Revere (32) @ Copley (27)	Tallmadge (30) @ Green (27)	Wadsworth (34) @ Nordonia (33)
P#1 11/8/2013				Avon Lake (21) @ Highland (28)	Nordonia (17) @ Massillon (33)			Cleveland Hts. (35) @ Wadsworth (7)
P#2 11/15/2013				Highland (17) Vs. Massillon (14)				
P#3 11/22/2013				Highland (24) Vs. Avon (21)				
P#4 12/6/2013				Highland (41) Vs. Glenville (13)				

\*Week 3: Aurora (35) @ Revere (2) final after two quarters due to inclement weather.

\*Week 4: Nordonia (27) @ Cloverleaf (3) final after 1 1/2 quarters (28 minutes) due to inclement weather.





# 2012 Suburban League Football

## COACHING CHANGES:

- **Cloverleaf**—Bob Lake replaced Dough Hass
- **Nordonia**—Jeff Fox replaced Al Huge

## ALL-OHIOANS:

- Tyler Alders (1st-P-Nordonia), Josh Brebant (1st-K-Copley), Jason Tretter (2nd-OL-Revere), and Aregeros Turner (2nd-RB-Copley).

## TOP PERFORMERS:

- **Cloverleaf**—Devin Cunningham rushed for 1,227 yards (12 touchdowns), had 40 receptions for 525 yards (7 touchdowns), 8 kickoff returns for 362 yards (2 touchdowns), and 10 punt returns for 221 yards. Robby Buchwald finished career with 98 receptions for 1,364 yards and 14 touchdown receptions. Garrison Flora passed for 1,027 yards and 9 touchdowns.
- **Copley**—Aregeros Turner rushed for 1,378 yards and 19 touchdowns on 208 carries. Turner ends his career with 4,759 yards rushing and 330 points scored. Joshua Brebant made 25 of 27 extra points along with 31 touchbacks and a 43.14 punting average. Oliver Johnson had 133 tackles while Johnny Karam had 92.
- **Green**—Darryl Corrin completed 120 of 219 attempts for 1,761 yards and 14 touchdowns. Seth Wieland had 683 yards and 9 touchdowns on 35 receptions as well as 821 yards rushing and 9 touchdowns on 139 attempts.
- **Highland**—Bruce Kinsey threw for 1,689 yards and 17 touchdowns. Cory Moncol had 722 yards receiving and 8 touchdowns.
- **Nordonia**—The Alder brother's connection was extremely successful. Senior Tyler Alder passed for 2,162 yards with his brother, sophomore Alex Alders catching 1,031 yards worth including 13 receptions for 184 yards against Green.
- **Tallmadge**—Anthony Gotto passed for 2,592 yards and became the league's all-time career passing leader with 7,534 yards and second in career touchdowns with 58.

## SUMMARY:

- **Teams entered week four, start of league play, with a 16-8 record against non-league competition.**
- **Week 4:** Tallmadge beat Copley 20-0 as Bobby Clark ran for 143 yards on 24 carries and Anthony Gotto threw for 170 yards. Nordonia beat Cloverleaf 51-14 as Jordan Nobles rushed for 173 yards and scored four times.
- **Week 5:** With Copley winning 24-23, Highland's Coach Lombardo elected to go for two and the win rather than to play for overtime. The conversion failed and Copley won—"Sometimes they (decisions) go in your favor and sometimes they don't. If it works it's a great call, and if it doesn't work it's the worst call in the world. So it was the worst call in the world." Nordonia defeated Green 29 to 26 as Tyler Alders hit Zach Zuercher on a 9-yard touchdown pass with 4 seconds remaining. Tallmadge beat Revere 52 to 7 as Anthony Gotto threw for 289 yards and three touchdowns.
- **Week 6:** Green beat Cloverleaf 47 to 21 behind the efforts of Darryl Corrin (282 yards passing and four touchdowns) and Seth Wieland (5 receptions for 174 yards and three touchdowns). Nordonia beat Copley 38 to 0 behind Tyler Alders (296 yards passing) and Alex Alders (9 receptions for 164 yards and three touchdowns) to go along with a rushing touchdown and an interception). Tallmadge defeated Highland 35 to 21 as Anthony Gotto threw five touchdown passes (198 yards) with three going to Jacob Wood (7 receptions for 135 yards).
- **Week 7:** Tallmadge and Nordonia both carried a (5-1, 3-0) mark into their contest at Boliantz Stadium. Nordonia prevailed 34 to 28 despite Anthony Gotto's performance (329 yards passing). Copley beat Cloverleaf 38 to 21 behind Indians' tailback Aregeros Turner (226 yards rushing and five touchdowns) while the Colts kept it close due to the efforts of returner Devin Cunningham (99 yard and 95 yard kickoff returns for touchdowns).
- **Week 8:** Highland beat Green 43 to 21 behind Bruce Kinsey (179 passing yards and four touchdown passes to go with 81 yards rushing and a score) while Green was led by Darryl Corrin (15 of 27 for 305 yards passing and three touchdowns) and Seth Wieland (189 yards receiving and 3 touchdowns). Tallmadge defeated Cloverleaf 55 to 35 with Anthony Gotto passing for 285 yards.
- **Week 9:** Tallmadge overcame five turnovers and Anthony Gotto threw a touchdown pass to Jim Aumont on 4th and 6 with 3:45 remaining to defeat Wadsworth 19 to 14, Gotto finished with 220 yards passing. Highland's Joe Simonis, 24-hours after losing his grandmother, kicked a 45-yard field goal with 2 seconds left to give the Hornets a 22-20 win over Nordonia—the drive started on Highland's own 33 with 35 seconds left and no timeouts. Revere defeated Cloverleaf 48 to 36 with the Minutemen rushing for 332 yards (Zeck Lehman 116 yards and three touchdowns on 14 carries). Cloverleaf was extremely successful through the air—Garrison Flora (17 for 34 for 298 yards a four touchdowns) and Devin Cunningham (11 receptions for 247 yards and 4 touchdowns).
- **Week 10:** Entering the week, Nordonia and Tallmadge were tied (7-2, 5-1) for the league lead, however, after the games Tallmadge would claim their third consecutive title and seventh in the last nine years. Nordonia would lose to Wadsworth (41-20). Tallmadge beat Green (35-7) behind Anthony Gotto (7 of 9 for 169 yards to go along with 131 yards rushing on eight carries) despite Green's Darryl Corrin passing for 220 yards. Copley beat Revere 45 to 15 in the Battle for the Victory Bell as the Indians' Aregeros Turner rushing for 239 yards and three touchdowns.
- **Playoffs:** Two teams made the playoffs—Nordonia and Tallmadge. Both teams were defeated in the first round—Tallmadge

# 2012 Suburban League Football

		League Record				Overall Record				Opponents' Record			League Scoring			Overall Scoring			Playoff	
		W	L	T	%	W	L	T	%	W	L	%	Scored	Allowed	Difference	Scored	Allowed	Difference	Region	Rank
1	Tallmadge	6	1	0	0.86	8	3	0	0.73	54	46	0.5	244	118	126	356	188	168	DI-Reg 5	1st
2	Highland	5	2	0	0.71	7	3	0	0.7	53	47	0.5	217	132	85	365	209	156	DI-Reg 6	9th
3	Nordonia	5	2	0	0.71	7	4	0	0.64	52	48	0.5	232	141	91	372	252	120	DI-Reg 2	8th
4	Green	4	3	0	0.57	6	4	0	0.6	51	49	0.5	184	162	22	259	194	65	DI-Reg 2	12th
5	Wadsworth	4	3	0	0.57	6	4	0	0.6	49	51	0.5	180	98	82	258	146	112	DI-Reg 2	13th
6	Copley	3	4	0	0.43	6	4	0	0.6	49	51	0.5	113	162	-49	235	239	-4	DI-Reg 5	9th
7	Revere	1	6	0	0.14	1	9	0	0.1	70	30	0.7	107	316	-209	142	466	-324	DI-Reg 5	25th
8	Cloverleaf	0	7	0	0	3	7	0	0.3	47	53	0.5	147	295	-148	273	325	-52	DI-Reg 6	25th
<b>TOTAL</b>		<b>28</b>	<b>28</b>	<b>0</b>	<b>0.5</b>	<b>44</b>	<b>38</b>	<b>0</b>	<b>0.54</b>	<b>425</b>	<b>375</b>	<b>0.5</b>	<b>1424</b>	<b>1424</b>	<b>0</b>	<b>2260</b>	<b>2019</b>	<b>241</b>		

	Cloverleaf Colts	Copley Indians	Green Bulldogs	Highland Hornets	Nordonia Knights	Revere Minutemen	Tallmadge Blue Devils	Wadsworth Grizzlies
	3-7, 0-7	6-4, 3-4	6-4, 4-3	7-3, 5-2	7-4, 5-2	1-9, 1-6	8-3, 6-1	6-4, 4-3
1 8/24/2012	Cloverleaf (47) @ Buckeye (2)	JFK (22) @ Copley (54)	Lake (20) @ Green (14)	Highland (69) @ Holy Name (14)	Mayfield (22) @ Nordonia (21)	Revere (21) @ Chagrin Falls (63)	Tallmadge (26) @ Ravenna (29)	Wadsworth (35) @ Ashland (28)
2 8/31/2012	Medina (8) @ Cloverleaf (24)	Firestone (27) @ Copley (34)	Jackson (10) @ Green (26)	Highland (28) @ Olmsted Falls (7)	Nordonia (36) @ Twinsburg (12)	North Royalton (38) @ Revere (14)	Ellet (15) @ Tallmadge (37)	Wadsworth (14) @ Wooster (20)
3 9/7/2012	North (20) @ Buckeye (55)	Orrville (28) @ Copley (34)	Kenmore (2) @ Green (35)	North Royalton (56) @ Highland (51)	Panna (14) @ Nordonia (49)	Revere (0) @ Aurora (49)	Garfield (0) @ Tallmadge (26)	Medina (0) @ Wadsworth (29)
4 9/14/2012	Cloverleaf (14) @ Nordonia (51)	Tallmadge (20) @ Copley (0)	Revere (19) @ Green (45)	Highland (31) @ Wadsworth (12)	Cloverleaf (14) @ Nordonia (51)	Revere (19) @ Green (45)	Tallmadge (20) @ Copley (0)	Highland (31) @ Wadsworth (12)
5 9/21/2012	Wadsworth (34) @ Cloverleaf (0)	Copley (24) @ Highland (23)	Nordonia (29) @ Green (26)	Copley (24) @ Highland (23)	Nordonia (29) @ Green (26)	Tallmadge (52) @ Revere (7)	Tallmadge (52) @ Revere (7)	Wadsworth (34) @ Cloverleaf (0)
6 9/28/2012	Green (47) @ Cloverleaf (21)	Nordonia (38) @ Copley (0)	Green (47) @ Cloverleaf (21)	Highland (21) @ Tallmadge (35)	Nordonia (38) @ Copley (0)	Wadsworth (42) @ Revere (7)	Highland (21) @ Tallmadge (35)	Wadsworth (42) @ Revere (7)
7 10/5/2012	Cloverleaf (21) @ Copley (38)	Cloverleaf (21) @ Copley (38)	Green (21) @ Wadsworth (9)	Revere (0) @ Highland (56)	Tallmadge (28) @ Nordonia (34)	Revere (0) @ Highland (56)	Tallmadge (28) @ Nordonia (34)	Green (21) @ Wadsworth (9)
8 10/12/2012	Tallmadge (55) @ Cloverleaf (35)	Copley (0) @ Wadsworth (28)	Highland (43) @ Green (21)	Highland (43) @ Green (21)	Revere (10) @ Nordonia (40)	Revere (10) @ Nordonia (40)	Tallmadge (55) @ Cloverleaf (35)	Copley (0) @ Wadsworth (28)
9 10/19/2012	Cloverleaf (36) @ Revere (48)	Green (17) @ Copley (6)	Green (17) @ Copley (6)	Nordonia (20) @ Highland (22)	Nordonia (20) @ Highland (22)	Cloverleaf (36) @ Revere (48)	Wadsworth (14) @ Tallmadge (19)	Wadsworth (14) @ Tallmadge (19)
10 10/26/2012	Highland (21) @ Cloverleaf (20)	Copley (45) @ Revere (15)	Green (7) @ Tallmadge (35)	Highland (21) @ Cloverleaf (20)	Nordonia (20) @ Wadsworth (41)	Copley (45) @ Revere (15)	Green (7) @ Tallmadge (35)	Nordonia (20) @ Wadsworth (41)
PHI 11/2/2012					Nordonia (34) @ Massillon (63)		Kenston (26) @ Tallmadge (23)	

SCHOOL	TEAM	NAME	GRADE	SCHOOL	TEAM	NAME	GRADE
Cloverleaf	1st	Devin Cunningham	11	Cloverleaf	2nd	Austin Smith	11
Copley	1st	Aregeros Turner	12	Cloverleaf	2nd	Ty Zimon	12
Copley	1st	Oliver Johnson	12	Copley	2nd	Larry Goodman	12
Copley	1st	Josh Brebant	12	Copley	2nd	Doug Moorer	12
Green	1st	Ron Brant	12	Copley	2nd	Johnny Karam	10
Green	1st	Darryl Corrin	12	Copley	2nd	Will Thomas	11
Green	1st	Jamie Dawson	12	Green	2nd	Mark Dahlman	12
Green	1st	Seth Wieland	12	Green	2nd	Christian Dilauro	12
Highland	1st	Bruce Kinsey	11	Green	2nd	Keith Jarvis	11
Highland	1st	Cory Moncol	11	Green	2nd	Mitchell Kay	11
Highland	1st	Mark Vitko	12	Highland	2nd	Sean Dick	12
Highland	1st	Joe Buttitta	12	Highland	2nd	Ricky Esker	12
Highland	1st	Austin Adams	11	Highland	2nd	Joe Crowder	12
Highland	1st	Dylan McVay	12	Highland	2nd	Myles Houska	11
Highland	1st	Joe Simonis	12	Nordonia	2nd	Evan Dalzell	12
Nordonia	1st	Alex Alders	10	Nordonia	2nd	Cameron Bell	10
Nordonia	1st	Tyler Alders	12	Nordonia	2nd	Jordan Nobles	11
Nordonia	1st	Alex Woichevovich	11	Nordonia	2nd	Nick Rezek	12
Nordonia	1st	Victor Hudson	12	Revere	2nd	Roger Wolanski	12
Nordonia	1st	Kenyon Lee	12	Revere	2nd	Anthony Kelly	12
Revere	1st	Paul Gabel	12	Revere	2nd	Joe D'Amico	12
Revere	1st	Jason Tretter	12	Tallmadge	2nd	Bryon Cook	12
Tallmadge	1st	Anthony Gotto	12	Tallmadge	2nd	Zach Skraba	12
Tallmadge	1st	Jacob Wood	12	Tallmadge	2nd	Sebastian Boggs	12
Tallmadge	1st	Logan Banks	12	Tallmadge	2nd	Zach Cleary	12
Tallmadge	1st	Daniel Ray	12	Tallmadge	2nd	Bobby Clark	11
Tallmadge	1st	Scott Noel	12	Wadsworth	2nd	Martice Jackson	11
Tallmadge	1st	Tony Anzaldi	12	Wadsworth	2nd	Nathan Lamp	11
Tallmadge	1st	Joe Lowery	11	Wadsworth	2nd	Ryan Looser	11
Wadsworth	1st	Nick Winkler	11	Wadsworth	2nd	Austin White	10
Wadsworth	1st	Connor VanFleet	12				
Wadsworth	1st	Daryk Maki	11				

# 2011 Suburban League Football

## LEAGUE CHANGES:

- Nordonia came from the Northeast Ohio Conference (NOC) to replace Barberton who left to become Independent.

## COACHING CHANGES:

- **Green**—Ed Cybak replaced Tom Stacy

## ALL-OHIOANS:

- Jack Snowball (1st-RB-Wadsworth), Robby Buckwald (1st-WR-Cloverleaf), Aregeros Turner (1st-RB-Copley), Nick Tavanello (2nd-OL-Wadsowrth), Tucker Linder (2nd-WR-Tallmadge), and Chris Beal (2nd-DL-Tallmadge).

## TOP PERFORMERS:

- **Cloverleaf**—Robby Buckwald had 46 receptions for 791 yards and 10 touchdowns as well as 109 points. Josh Palko passed for 1,159 yards and 12 touchdowns.
- **Copley**—Aregeros Turner had 1,253 yards and 12 touchdowns on 194 carries. Lou Gigliotti passed for 1,797 yards to finish his career with 5,024 yards passing and 39 touchdown passes.
- **Highland**—Jerry Scholle passed for 1,225 yards and 8 touchdowns while rushing for 1,508 yards and 22 touchdowns—scored 144 points. Scholle passed for 2,708 and 23 touchdowns for his career.
- **Revere**—Ben Tisdale passed for 995 yards and average 41.4 yards per punt.
- **Tallmadge**—Anthony Gotto finished with 2,397 yards passing while his favorite target Tucker Linder finished with 871 yards receiving.
- **Wadsworth**—Jack Snowball was named D-I Co-Offensive Player of the Year as he rushed for 2,595 yards, had 3,023 all-purpose yards, and scored 194 points. Despite missing most of his junior year due to injury, Snowball finished his career with 3,850 yards rushing and scored 278 points.

## SUMMARY:

- **Teams entered Week four, start of league play, with a 13-11 record against non-league competition.**
- **Week 4:** Copley defeated Highland 33 to 7 with Aregeros Turner rushing for 245 yards. Tallmadge built on a 7 point halftime lead to defeat Revere 50 to 25 as Anthony Gotto was 21 of 28 for 293 yards and four touchdowns. Green beat Nordonia 23 to 0 as Mark Zimmerman threw for 177 yards.
- **Week 5:** Green's Zach Wieland scored with 4:35 remaining to defeated Cloverleaf 27-20. Copley held on to defeated Nordonia 14-6. Tallmadge beat Highland 35 to 21 as Anthony Gotto completed 15 of 22 for 257 yards.
- **Week 6:** Copley defeated Cloverleaf 35 to 21 as Aregeros Turner rushed for 238 yards and four touchdowns. Tallmadge beat Nordonia as Tyrin Williams rushed for 210 yards. Highland beat Revere 51 to 21 with Jerry Scholle rushing for four touchdowns. Wadsworth beat Green 28-10 as Jack Snowball rushed for 187 yards.
- **Week 7:** Highland beat Green 42 to 16. Jerry Scholle rushed for 260 yards on 22 carries.
- **Week 8:** This week showcased first place team's Wadsworth (7-0, 4-0) and Tallmadge (5-2, 4-0). The visiting Blue Devils scored 28 points in the second quarter in route to a 38-13 win over the Grizzlies—Tallmadge led by Anthony Gotto (13 of 24 for 172 yards) and Wadsworth led by Jack Snowball (124 yards on 17 carries). Green beat Copley 42 to 21 behind the efforts of Mark Zimmerman (164 yards passing with three touchdowns and 119 yards rushing with two touchdowns).
- **Week 9:** Tallmadge defeated Copley 42 to 14 as Tyrin Williams rushed for 152 yards and Anthony Gotto threw for 300 yards. Wadsworth beat Highland 49 to 21 as Jack Snowball rushed for six touchdowns and 279 yards. Green beat Revere 42 to 14 as Mark Zimmerman threw for 230 yards and Andrew Pratt had five receptions for 143 yards.
- **Week 10:** Cloverleaf beat Highland 41 to 35 when Robby Buckwald caught a 35 yard touchdown pass with no time remaining on the clock. Buckwald (29 points scored) rushed for two touchdowns, caught two touchdown passes, threw a touchdown pass, and kicked five extra points. Wadsworth beat Nordonia 41 to 7 but Tallmadge also won, beating Green 24 to 7, to win their second consecutive title and their sixth in the last eight years.
- **Playoffs:** Three teams made the playoffs—Highland, Tallmadge, and Wadsworth.
  - Highland lost to Avon in round one (24-45). Tallmadge defeated New Philadelphia (14-7) in round one before losing to Aurora in round two (14-34).
  - The Wadsworth Grizzlies made the deepest run in the playoffs. In round one, Wadsworth overcame a 21-7 halftime deficit and went on to defeat Bri'onte Dunn and GlenOak 35-28. In round two, Jack Snowball's 254 yards rushing helped Wadsworth defeat Hudson 42-21. In the regional championship, the Grizzlies

# 2011 Suburban League Football

		League Record				Overall Record				Opponents' Record			League Scoring			Overall Scoring			Playoff	Rank
		W	L	T	%	W	L	T	%	W	L	%	Scored	Allowed	Diff	Scored	Allowed	Diff	Region	
1	Tallmadge	7	0	0	1	9	3	0	0.75	49	51	0.5	243	101	142	370	226	144	DII-Reg 5	2nd
2	Wadsworth	6	1	0	0.86	11	2	0	0.85	46	54	0.5	243	96	147	429	239	190	DI-Reg 2	7th
3	Green	4	3	0	0.57	6	4	0	0.6	49	51	0.5	167	149	18	245	216	29	DI-Reg 2	17th
4	Copley	4	3	0	0.57	6	4	0	0.6	53	47	0.5	147	167	-20	212	226	-14	DII-Reg 5	10th
5	Highland	3	4	0	0.43	6	4	0	0.6	54	46	0.5	171	171	0	293	258	35	DII-Reg 6	8th
6	Nordonia	2	5	0	0.29	2	8	0	0.2	59	41	0.6	61	146	-85	75	254	-179	DI-Reg 2	26th
7	Cloverleaf	2	5	0	0.29	4	6	0	0.4	45	55	0.5	115	164	-49	198	213	-15	DII-Reg 6	21st
8	Revere	0	7	0	0	0	10	0	0	65	35	0.7	81	234	-153	142	323	-181	DII-Reg 5	28th
TOTAL		28	28	0	0.5	44	41	0	0.52	420	380	0.5	1228	1228	0	1964	1955	9		

	Cloverleaf Colts	Copley Indians	Green Bulldogs	Highland Hornets	Nordonia Knights	Revere Minutemen	Tallmadge Blue Devils	Wadsworth Grizzlies
	4-6, 2-5	6-4, 4-3	6-4, 4-3	6-5, 3-4	2-8, 2-5	0-10, 0-7	9-3, 7-0	11-2, 6-1
1 8/26/2011	Buckeye (0) @ Cloverleaf (34)	Jackson (38) @ Copley (28)	Lake (24) @ Green (14)	Holy Name (14) @ Highland (49)	Nordonia (7) @ Maple Heights (41)	Chagrin Falls (28) @ Revere (14)	Ravenna (47) @ Tallmadge (44)	Ashland (16) @ Wadsworth (45)
2 9/2/2011	Cloverleaf (43) @ Buckeye (6)	Firestone (14) @ Copley (24)	Green (27) @ Jackson (41)	Olmsted Falls (21) @ Highland (35)	Twinsburg (38) @ Nordonia (7)	Revere (12) @ North Royalton (31)	Ellet (23) @ Tallmadge (20)	Wooster (35) @ Wadsworth (42)
3 9/9/2011	North (43) @ Cloverleaf (6)	Copley (13) @ Onville (7)	Kenmore (12) @ Green (27)	Highland (21) @ North Royalton (7)	Nordonia (0) @ NDCL (29)	Aurora (52) @ Revere (21)	Garfield (14) @ Tallmadge (35)	Wadsworth (23) @ Medina (6)
4 9/16/2011	Cloverleaf (17) @ Wadsworth (34)	Highland (7) @ Copley (33)	Green (23) @ Nordonia (0)	Highland (7) @ Copley (33)	Green (23) @ Nordonia (0)	Revere (25) @ Tallmadge (50)	Revere (25) @ Tallmadge (50)	Cloverleaf (17) @ Wadsworth (34)
5 9/23/2011	Cloverleaf (20) @ Green (27)	Copley (14) @ Nordonia (6)	Cloverleaf (20) @ Green (27)	Tallmadge (34) @ Highland (21)	Copley (14) @ Nordonia (6)	Revere (0) @ Wadsworth (42)	Tallmadge (34) @ Highland (21)	Revere (0) @ Wadsworth (42)
6 9/30/2011	Copley (35) @ Cloverleaf (21)	Copley (35) @ Cloverleaf (21)	Wadsworth (28) @ Green (10)	Highland (51) @ Revere (21)	Nordonia (0) @ Tallmadge (17)	Highland (51) @ Revere (21)	Nordonia (0) @ Tallmadge (17)	Wadsworth (28) @ Green (10)
7 10/7/2011	Cloverleaf (21) @ Tallmadge (37)	Wadsworth (35) @ Copley (3)	Green (16) @ Highland (42)	Green (16) @ Highland (42)	Nordonia (7) @ Revere (0)	Nordonia (7) @ Revere (0)	Cloverleaf (21) @ Tallmadge (37)	Wadsworth (35) @ Copley (3)
8 10/14/2011	Revere (7) @ Cloverleaf (14)	Copley (21) @ Green (42)	Copley (21) @ Green (42)	Highland (29) @ Nordonia (17)	Highland (29) @ Nordonia (17)	Revere (7) @ Cloverleaf (14)	Tallmadge (38) @ Wadsworth (13)	Tallmadge (38) @ Wadsworth (13)
9 10/21/2011	Nordonia (24) @ Cloverleaf (22)	Copley (14) @ Tallmadge (42)	Green (42) @ Revere (14)	Wadsworth (49) @ Highland (21)	Nordonia (24) @ Cloverleaf (22)	Green (42) @ Revere (14)	Copley (14) @ Tallmadge (42)	Wadsworth (49) @ Highland (21)
10 10/28/2011	Cloverleaf (41) @ Highland (35)	Revere (27) @ Copley (14)	Tallmadge (24) @ Green (7)	Cloverleaf (41) @ Highland (35)	Wadsworth (41) @ Nordonia (7)	Revere (27) @ Copley (14)	Tallmadge (24) @ Green (7)	Wadsworth (41) @ Nordonia (7)
PH1 11/4/2011				Highland (24) @ Avon (45)			New Philadelphia (7) @ Tallmadge (14)	Wadsworth (35) @ GlenOak (28)
PH2 11/11/2011							Tallmadge (14) Vs. Aurora (34)	Wadsworth (42) Vs. Hudson (21)
PH3 11/11/2011								Wadsworth (0) Vs. Whitmer (37)

SCHOOL	TEAM	NAME	GRADE	SCHOOL	TEAM	NAME	GRADE
Cloverleaf	1st	Kyle Jenkin	12	Cloverleaf	2nd	Brian Livingstone	12
Cloverleaf	1st	Robby Buckwald	11	Cloverleaf	2nd	Josh Palko	12
Copley	1st	C.J. Chatman	12	Cloverleaf	2nd	J.D. Schleich	11
Copley	1st	Lou Gigliotti	12	Copley	2nd	Alexander Garrett	12
Copley	1st	Jake Harvey	12	Copley	2nd	Terry Greenwood	12
Copley	1st	Aregeros Turner	11	Copley	2nd	R.J. Karam	12
Green	1st	Kyle Finch	12	Copley	2nd	Isiah Wheeler	12
Green	1st	Andrew Pratt	12	Green	2nd	Jake Albert	11
Green	1st	Zak Tepus	12	Green	2nd	Jamie Dawson	11
Green	1st	Mark Zimmerman	12	Green	2nd	Ron Brant	11
Green	1st	Christian Dilauro	11	Green	2nd	Mazen Hasan	11
Highland	1st	Jacob Justik	12	Highland	2nd	Austin Adams	11
Highland	1st	Jerry Scholle	12	Highland	2nd	Caleb Ernschaw	11
Highland	1st	Brandon Carpenter	12	Highland	2nd	Kent Masters	11
Highland	1st	Joe Simonis	11	Highland	2nd	Mark Vitko	11
Nordonia	1st	Ryan Predovic	12	Nordonia	2nd	Brad Coppedge	12
Nordonia	1st	Nick Rodriguez	12	Nordonia	2nd	Austin Petite	12
Revere	1st	Justin Berg	12	Nordonia	2nd	Alex Reasbeck	12
Revere	1st	Ben Tisdale	12	Nordonia	2nd	Ben Helkowski	11
Tallmadge	1st	Jon Cipa	12	Revere	2nd	Paul Gabel	11
Tallmadge	1st	Tucker Linder	12	Tallmadge	2nd	Jake Lukachinsky	12
Tallmadge	1st	Tyrin Williams	12	Tallmadge	2nd	Joe Rienzi	12
Tallmadge	1st	Logan Banks	11	Tallmadge	2nd	Ben Schauer	12
Tallmadge	1st	Anthony Gotto	11	Tallmadge	2nd	Bryon Cook	11
Tallmadge	1st	Zach Skraba	11	Tallmadge	2nd	Cordt Skraba	11
Tallmadge	1st	Jacob Wood	11	Wadsworth	2nd	Brandon Palidar	12
Wadsworth	1st	Bret Baughman	12	Wadsworth	2nd	Anthony Pappas	12
Wadsworth	1st	CJ Edwards	12	Wadsworth	2nd	Jon Roberts	12
Wadsworth	1st	Daryk Maki	11	Wadsworth	2nd	Nick Seme	11
Wadsworth	1st	Tyler Perry	12				
Wadsworth	1st	Jack Snowball	12				
Wadsworth	1st	Nick Tavanello	12				

# 2010 Suburban League Football

## COACHING CHANGES:

- **Barberton**—Jeff Sharkey replaced Brian Staats
- **Revere**—Phil Heyn replaced Terry Cistone

## ALL-OHIOANS:

- Sam Wheeler (1st-LB-Copley) and Steve McAninch (2nd-LB-Tallmadge).

## TOP PERFORMERS:

- **Cloverleaf**—Sean Mohney passed for 1,185 yards and 12 touchdowns.
- **Copley**—Lou Gigliotti finished the season 130 of 240 for 1,780 yards and 19 touchdown passes. Shawn Taylor had 51 receptions for 800 yards and 11 touchdown receptions.
- **Green**—Mark Zimmerman was 106 for 177 for 1,446 yards and 9 touchdowns.
- **Highland**—Trey Edwards had 40 receptions for 556 yards.
- **Revere**—Erik Maag had 115 tackles.
- **Tallmadge**—Tyrin Williams finished the season with 1,788 yards rushing, Andrew Bonnette finished with 797 yards receiving (1,073 for his career), and Anthony Gotto completed 57% of his passes for 1,703 yards and 15 touchdowns.

## SUMMARY:

- **Teams entered Week four, start of league play, with a 12-12 record against non-league competition.**
- **Week 4:** Green beat Barberton 45 to 9 as Devante Sherman rushed for 207 yards and three touchdowns. Copley defeated Highland 26 to 14 as Shawn Taylor had 12 receptions for 151 yards. Tallmadge turned a 13 to 7 fourth quarter lead into a 28 to 7 win as Tyrin Williams ran for 175 yards.
- **Week 5:** Green defeated Cloverleaf 36 to 29 with Mark Zimmerman throwing for 323 yards and Devonte Sherman rushing for 119 yards and three touchdowns. Tallmadge's Mitch Heath kicked a 31-yard field goal with 11:07 left to give Tallmadge the 13 to 10 win over Highland with Tyrin Williams rushing for 137 yards. Copley beat Barberton 28 to 7 as Aregeros Turner rushed for 142 yards.
- **Week 6:** Green beat Wadsworth 20 to 13 with Mark Zimmerman completing 15 of 24 for 213 yards. Copley defeated Cloverleaf 21 to 0 behind the efforts of Lou Gigliotti (230 yards passing) and Sean Taylor (5 receptions for 123 yards). Tallmadge scored 31 unanswered points to defeat Barberton 38 to 6 as Tyrin Williams rushed for 143 yards. Highland beat Revere 24 to 13 as Johnathan Zeiger rushed for 115 yards and three touchdowns.
- **Week 7:** Tallmadge defeated Cloverleaf 24 to 17 with two fourth quarter touchdowns and behind the efforts of Tyrin Williams who rushed for 245 yards. Green jumped out to a 21-0 halftime lead and went on to defeat Highland as four different players scored for the Bulldogs.
- **Week 8:** Heading it to the week it was a three-way tie at the top with Copley (7-0), Tallmadge (7-0), and Green (4-3) all sitting at 4-0 in league play. Tallmadge overcame a 14-point deficit to defeat Wadsworth 28 to 14. Copley defeated visiting Green 23 to 13 by scoring 13 points in the final 30.7 seconds. After a three-minute power outage, Copley to possession of the ball on their own 4-yard line with just under three minutes to play and moved the ball down to Green's 37-yard line. That is when on a fourth-and-6 with under a minute, Lou Gigliotti pass was tipped and then caught by C.J. Chatman who got down to the 11-yardline with 45 seconds to go. Shawn Taylor then caught a touchdown pass with 34.7 seconds remaining to take the lead and the Indian's iced the game when Alexander Garrett intercepted a Green pass and returned it for a touchdown. For the Indians, Lou Gigliotti threw for 163 yards and two touchdowns. Revere beat Cloverleaf 19 to 14 including a touchdown off a fake FG with 1-second remaining in the half and recovered 3 onside kicks at the end to hold on for the win.
- **Week 9:** This week saw the battles of unbeaten (8-0, 5-0) when Copley hosted Tallmadge. In the end it was Tyrin Williams (170 yards rushing) and the Blue Devils defeating Aregeros Turner (134 yards rushing) and the Indians 34 to 14 to take sole possession of first place in the league. Highland scored a late fourth quarter touchdown to break a 13-13 tie and beat Wadsworth 19 to 13. Cloverleaf beat Barberton 38 to 7 as Sean Mohney threw for 193 yards and three touchdowns. Tyrin Williams rushed for 176 yards.
- **Week 10:** The Tallmadge Blue Devils, led by Anthony Gotto (13 of 16 for 239 yards passing) and Tyrin Williams (176 yards rushing) held off a late charge by the Green Bulldogs to win 35-32 and win the league championship. Cloverleaf beat Highland 45 to 7 behind the performance of Grant Vujanov (247 yards rushing and four touchdowns). Copley defeated Revere with Aregeros Turner rushing for 213 yards.

# 2010 Suburban League Football

		League Record				Overall Record				Opponents' Record			League Scoring			Overall Scoring			Playoff Region	Playoff Rank
		W	L	T	%	W	L	T	%	W	L	%	Scored	Allowed	Diff	Scored	Allowed	Diff		
1	Tallmadge	7	0	0	1	11	1	0	0.92	45	55	0.5	200	100	164	317	217	194	DII-Reg 5	1st
2	Copley	6	1	0	0.86	9	2	0	0.82	48	52	0.5	187	96	91	301	188	113	DII-Reg 5	3rd
3	Green	5	2	0	0.71	5	5	0	0.5	50	50	0.5	224	126	98	282	233	49	DI-Reg 2	17th
4	Highland	3	4	0	0.43	4	6	0	0.4	59	41	0.6	139	171	-32	202	230	-28	DII-Reg 5	16th
5	Wadsworth	3	4	0	0.43	3	7	0	0.3	56	44	0.6	138	126	12	165	224	-59	DI-Reg 2	23rd
6	Revere	2	5	0	0.29	3	7	0	0.3	54	46	0.5	67	165	-98	114	255	-141	DII-Reg 5	21st
7	Cloverleaf	2	5	0	0.29	4	6	0	0.4	49	51	0.5	150	141	9	212	175	37	DII-Reg 5	18th
8	Barberton	0	7	0	0	2	8	0	0.2	44	56	0.4	72	252	-180	116	292	-176	DII-Reg 5	26th
<b>TOTAL</b>		<b>28</b>	<b>28</b>	<b>0</b>	<b>0.5</b>	<b>41</b>	<b>42</b>	<b>0</b>	<b>0.49</b>	<b>405</b>	<b>395</b>	<b>0.5</b>	<b>1177</b>	<b>1177</b>	<b>0</b>	<b>1709</b>	<b>1814</b>	<b>-105</b>		

	Barberton Magics	Cloverleaf Colts	Copley Indians	Green Bulldogs	Highland Hornets	Revere Minutemen	Tallmadge Blue Devils	Wadsworth Grizzlies
	2-8, 0-7	4-6, 2-5	9-2, 6-1	5-5, 5-2	4-6, 3-4	3-7, 2-5	11-1, 7-0	3-7, 3-4
1 8/27/2010	Barberton (14) @ Cuyahoga Falls (13)	Cloverleaf (32) @ Buckeye (0)	Copley (42) @ Jackson (21)	Green (14) @ Lake (44)	Rocky River (18) @ Highland (35)	East (0) @ Revere (20)	Tallmadge (29) @ Ravenna (28)	Wadsworth (6) @ Stow (21)
2 9/3/2010	Timken (6) @ Barberton (16)	Cloverleaf (13) @ Springfield (6)	JFK (21) @ Copley (38)	Garfield (36) @ Green (21)	Highland (7) @ Olmsted Falls (14)	North Royalton (37) @ Revere (0)	Ellet (0) @ Tallmadge (16)	Wadsworth (0) @ Wooster (28)
3 9/10/2010	East (21) @ Barberton (14)	North Ridgeville (28) @ Cloverleaf (17)	Orrville (33) @ Copley (34)	GlenOak (27) @ Green (23)	North Royalton (27) @ Highland (21)	Revere (27) @ Alliance (53)	Garfield (12) @ Tallmadge (24)	Medina (49) @ Wadsworth (21)
4 9/17/2010	Barberton (9) @ Green (45)	Wadsworth (27) @ Cloverleaf (7)	Copley (26) @ Highland (14)	Barberton (9) @ Green (45)	Copley (26) @ Highland (14)	Tallmadge (28) @ Revere (7)	Tallmadge (28) @ Revere (7)	Wadsworth (27) @ Cloverleaf (7)
5 9/24/2010	Barberton (7) @ Copley (28)	Green (36) @ Cloverleaf (29)	Barberton (7) @ Copley (28)	Green (36) @ Cloverleaf (29)	Highland (10) @ Tallmadge (13)	Wadsworth (9) @ Revere (7)	Highland (10) @ Tallmadge (13)	Wadsworth (9) @ Revere (7)
6 10/1/2010	Tallmadge (38) @ Barberton (6)	Cloverleaf (0) @ Copley (21)	Cloverleaf (0) @ Copley (21)	Green (20) @ Wadsworth (13)	Revere (13) @ Highland (24)	Revere (13) @ Highland (24)	Tallmadge (38) @ Barberton (6)	Green (20) @ Wadsworth (13)
7 10/7/2010	Revere (14) @ Barberton (7)	Tallmadge (24) @ Cloverleaf (17)	Copley (35) @ Wadsworth (21)	Highland (17) @ Green (35)	Highland (17) @ Green (35)	Revere (14) @ Barberton (7)	Tallmadge (24) @ Cloverleaf (17)	Copley (35) @ Wadsworth (21)
8 10/15/2010	Barberton (26) @ Highland (48)	Cloverleaf (14) @ Revere (19)	Green (13) @ Copley (23)	Green (13) @ Copley (23)	Barberton (26) @ Highland (48)	Cloverleaf (14) @ Revere (19)	Wadsworth (14) @ Tallmadge (28)	Wadsworth (14) @ Tallmadge (28)
9 10/22/2010	Cloverleaf (38) @ Barberton (7)	Cloverleaf (38) @ Barberton (7)	Tallmadge (34) @ Copley (14)	Revere (0) @ Green (43)	Highland (19) @ Wadsworth (13)	Revere (0) @ Green (43)	Tallmadge (34) @ Copley (14)	Highland (19) @ Wadsworth (13)
10 10/29/2010	Barberton (10) @ Wadsworth (41)	Highland (7) @ Cloverleaf (45)	Copley (40) @ Revere (7)	Green (32) @ Tallmadge (35)	Highland (7) @ Cloverleaf (45)	Copley (40) @ Revere (7)	Green (32) @ Tallmadge (35)	Barberton (10) @ Wadsworth (41)
P#1 11/5/2010			Howland (17) @ Copley (0)				Roosevelt (28) @ Tallmadge (41)	
P#2 11/12/2010							Tallmadge (7) Vs. Ashland (49)	

SCHOOL	TEAM	NAME	GRADE	SCHOOL	TEAM	NAME	GRADE
Barberton	1st	Kelvin Gilcreast	12	Barberton	2nd	Brandon James	12
Cloverleaf	1st	Sean Mohny	12	Barberton	2nd	Anthony Keys	12
Cloverleaf	1st	Cameron O'Rourke	12	Cloverleaf	2nd	Mike Biegel	12
Copley	1st	Joe Connolly	12	Cloverleaf	2nd	Robby Buckwald	10
Copley	1st	Lawrence Harris	12	Cloverleaf	2nd	Grant Vujanov	12
Copley	1st	Shawn Taylor	12	Copley	2nd	Karl Hiss	12
Copley	1st	Sam Wheeler	12	Copley	2nd	Pete Ostapowicz	12
Copley	1st	Louie Gigliotti	11	Copley	2nd	C.J. Chatman	11
Copley	1st	Aregeros Turner	10	Copley	2nd	Isiah Wheeler	11
Green	1st	Dylan Brumbaugh	12	Green	2nd	Seth Curtis	12
Green	1st	Alex Ciocca	12	Green	2nd	Jon Dawson	12
Green	1st	Luke Davies	12	Green	2nd	DeVonte Sherman	12
Green	1st	Sam Dorando	12	Green	2nd	Andrew Pratt	11
Green	1st	Kyle Finch	11	Highland	2nd	Shane Popson	12
Highland	1st	Jake Bernhard	12	Highland	2nd	Brandon Carpenter	11
Highland	1st	Collin Butler	12	Highland	2nd	Lazar Vilimonovic	11
Highland	1st	Trey Edwards	12	Highland	2nd	Austin Adams	10
Highland	1st	Chris Justik	12	Revere	2nd	Troy DeWitt	12
Revere	1st	Andrew Fredericks	12	Revere	2nd	Mike Ruetty	12
Revere	1st	Erik Maag	12	Revere	2nd	Justin Bergh	11
Revere	1st	Ben Tisdale	11	Revere	2nd	Mitch Ruetty	11
Tallmadge	1st	Andrew Bonnette	12	Tallmadge	2nd	Grayson Clark	12
Tallmadge	1st	Steve McAninch	12	Tallmadge	2nd	Kyle Tywon	12
Tallmadge	1st	Jon Cipa	11	Tallmadge	2nd	Doug Weiss	12
Tallmadge	1st	Joe Rienzi	11	Tallmadge	2nd	Ness Alghofari	11
Tallmadge	1st	Tyrin Williams	11	Tallmadge	2nd	Dylan Getz	11
Tallmadge	1st	Anthony Gotto	10	Wadsworth	2nd	Dom Owens	12
Tallmadge	1st	Jacob Wood	10	Wadsworth	2nd	Bret Baughman	11
Wadsworth	1st	Jake Crowley	12	Wadsworth	2nd	Jon Kuss	11
Wadsworth	1st	Bandon Palidar	11	Wadsworth	2nd	Tyler Perry	11
Wadsworth	1st	Nick Tavanello	11				

# 2009 Suburban League Football

## FACILITY:

- **Revere**—installed turf field and new visitor bleachers to Joseph F. Pappano Stadium as well as naming the field after corporate turf sponsor InfoCision.
- **Copley**—installs turf field as well as naming the field after corporate turf sponsor InfoCision.

## COACHING CHANGES:

- **Cloverleaf**—Doug Haas replaced Kevin Gault

## ALL-OHIOANS:

- Thaddeus Ingol (1st-WR-Barberton) and Adam Cepik (2nd-LB-Cloverleaf).

## TOP PERFORMERS:

- **Barberton**—Kyle Snyder finished with 1,353 yards passing and 17 touchdown passes; for his career Snyder finished with 6,553 yards passing, 64 touchdown passes, and 8,233 total yards with 85 touchdowns. Thaddeus Ingol caught 34 passes for 651 yards and five touchdowns.
- **Cloverleaf**—Adam Cepik rushed for 1,312 yards and 15 touchdowns (scored 98 points total).
- **Revere**—John Battaglia rushed for 1,258 yards rushing, giving him 2,578 yards for his career.
- **Highland**—Aaron Maslowski rushed for 1,075 yards and 11 touchdowns on 209 carries and caught 20 passes for 350 yards and three touchdowns. He also had 6 interceptions on defense. Jerry Scholle passed for 1,038 yards and 10 touchdowns. Andrew Kroneberger had 33 receptions for 479 yards and 6 touchdowns.
- **Tallmadge**—Tucker Linder had 446 yards receiving.
- **Wadsworth**—Anthony Schrock caught 38 passes for 564 yards giving him 101 receptions for 1,911 yards (2,877 all-purpose yards and 21 touchdowns) for his career. Jack Snowball rushed for 1,201 yards and 14 touchdowns. Caleb Busson passed for 1,012 yards.

## SUMMARY:

- **Teams entered Week four, start of league play, with a 14-10 record against non-league competition.**
- **Week 4:** The eventual 1st and 2nd place team went head to head as Wadsworth defeated Revere 19 to 7. Revere miss opportunities (4 drives stopped inside of Wadsworth territory because of turnovers: 2 interceptions and 2 fumbles) and Wadsworth making plays proved to be the difference. The turning point in the game came with 11 minutes to play when Wadsworth ran a double pass that resulted in a 74 yard touchdown pass although it was later confirmed the play was illegal since the original pass was a forward pass. Caleb Busson threw for 119 yards for the Grizzlies. Highland came back from a 23-7 deficit to defeat Tallmadge 31 to 23 behind four touchdown passes by Jeremy Scholle. Cloverleaf blocked an extra point in overtime to defeat Green 24 to 23 as Adam Cepik rushed for 116 yards and three touchdowns.
- **Week 5:** Wadsworth defeated Green 49 to 21 behind the rushing efforts of Caleb Busson (194 yards rushing and three touchdowns to go with 54 yards passing) and Jack Snowball (105 yards and two touchdowns). Barberton beat Tallmadge 38 to 20 behind the efforts of Kyle Snyder (rushed for 138 yards and passed for 206 yards) and Thaddeus Ingol (147 yards receiving and three touchdowns to go along with an interception returned for a touchdown). Copley beat Cloverleaf 31 to 14 as Argeros Turner rushed for 172 yards to outduel Adam Cepik who rushed for 163 yards.
- **Week 6:** Wadsworth beat Copley 28 to 7 as Caleb Busson (101 yards) and Jack Snowball (107) helped the Grizzlies rush for 340 yards. Tallmadge beat Cloverleaf 13 to 7 despite Adam Sepik's 127 yards rushing for the Colts. Revere overcame a 14-7 halftime deficit to beat Barberton 22 to 14 as John Battaglia rushed for 94 yards and three touchdowns while Barberton's Kyle Snyder passed for 220 yards.
- **Week 7:** Revere had a game tying 37-yard field goal blocked with 38 seconds to play which gave Cloverleaf a 21-18 win. Revere outgained Cloverleaf 272 to 216 but two key turnovers inside Cloverleaf territory proved to be the difference. Adam Cepik (Cloverleaf) and John Battaglia (Revere) both rushed for 118 yards. Wadsworth beat Tallmadge 43 to 7 as Jack Snowball rushed for 172 yards and four touchdowns. Copley beat Green 31 to 7 as Argeros Turner rushed for 169 yards and two touchdowns.
- **Week 8:** Visiting Wadsworth (previously unbeaten) lost to Highland 27 to 14 in a rain and mud soaked game. Highland's sophomore quarterback Jeremy Scholle finished with 107 yards rushing and 89 yards passing on seven of eleven. Revere beat Green 10 to 6 as John Battaglia (163 yards rushing) had a 43 yard fourth quarter run for the victory.
- **Week 9:** Highland beat Copley 39 to 21 with the rushing attack of Aaron Maslowski (231 yards rushing) and Jerry Scholle (175 yards rushing). Wadsworth defeated Cloverleaf 33 to 14 as Jack Snowball ran for 250 yards.
- **Week 10:** Wadsworth beat Barberton 38 to 7 to win the Suburban League. Revere beat Copley 21 to 7 as John Battaglia rushed for 225 yards (171 in the second half) and three touchdowns.
- **Playoffs:** Highland and Wadsworth both qualified for the playoffs but were beaten in the first round—Highland lost



# 2009 Suburban League Football

		League Record				Overall Record				Opponents' Record			League Scoring			Overall Scoring			Playoff	Playoff
		W	L	T	%	W	L	T	%	W	L	%	Scored	Allowed	Diff	Scored	Allowed	Diff	Region	Rank
1	Wadsworth	6	1	0	0.86	9	2	0	0.82	50	63	0.4	224	90	164	325	175	194	DI-Reg 2	5th
2	Revere	5	2	0	0.71	7	3	0	0.7	47	56	0.5	109	76	33	158	133	25	DI-Reg 5	13th
3	Highland	4	3	0	0.57	6	5	0	0.55	70	46	0.6	135	131	4	242	207	35	DI-Reg 5	7th
4	Copley	4	3	0	0.57	6	4	0	0.6	51	54	0.5	144	142	2	199	180	19	DI-Reg 5	15th
5	Cloverleaf	4	3	0	0.57	6	4	0	0.6	58	46	0.6	115	139	-24	184	202	-18	DI-Reg 5	9th
6	Green	3	4	0	0.43	3	7	0	0.3	59	47	0.6	161	154	7	197	236	-39	DI-Reg 2	21st
7	Barberton	1	6	0	0.14	3	7	0	0.3	51	51	0.5	140	204	-64	216	253	-37	DI-Reg 5	25th
8	Tallmadge	1	6	0	0.14	2	8	0	0.2	58	47	0.6	89	181	-92	133	275	-142	DI-Reg 5	21st
<b>TOTAL</b>		<b>28</b>	<b>28</b>	<b>0</b>	<b>0.5</b>	<b>42</b>	<b>40</b>	<b>0</b>	<b>0.51</b>	<b>444</b>	<b>410</b>	<b>0.5</b>	<b>1117</b>	<b>1117</b>	<b>0</b>	<b>1654</b>	<b>1661</b>	<b>-7</b>		

		Barberton Magics	Cloverleaf Colts	Copley Indians	Green Bulldogs	Highland Hornets	Revere Minutemen	Tallmadge Blue Devils	Wadsworth Grizzlies
		3-7, 1-6	6-4, 4-3	6-4, 4-3	3-7, 3-4	6-5, 4-3	7-3, 5-2	2-8, 1-6	9-2, 6-1
1	8/28/2009	Cuyahoga Falls (14) @ Barberton (35)	Buckeye (21) @ Cloverleaf (28)	Jackson (6) @ Copley (14)	Green (7) @ Lake (21)	Highland (34) @ Rocky River (7)	East (14) @ Revere (28)	Nordonia (34) @ Tallmadge (19)	Stow (7) @ Wadsworth (21)
2	9/4/2009	Barberton (34) @ Timken (7)	Springfield (14) @ Cloverleaf (20)	JFK (0) @ Copley (28)	Garfield (38) @ Green (29)	Highland (28) @ Buckeye (14)	Revere (7) @ North Royalton (31)	Tallmadge (18) @ Ellet (15)	Nordonia (29) @ Wadsworth (37)
3	9/11/2009	Barberton (7) @ Roosevelt (28)	Cloverleaf (21) @ North Ridgeville (28)	Copley (13) @ Orrville (32)	Green (0) @ GlenOak (23)	Highland (24) @ North Royalton (27)	Alliance (12) @ Revere (14)	Tallmadge (45) @ Ashland (7)	Wadsworth (22) @ Medina (9)
4	9/18/2009	Copley (25) @ Barberton (21)	Cloverleaf (25) @ Green (23)	Copley (25) @ Barberton (21)	Cloverleaf (25) @ Green (23)	Tallmadge (23) @ Highland (31)	Revere (7) @ Wadsworth (19)	Tallmadge (23) @ Highland (31)	Revere (7) @ Wadsworth (19)
5	9/25/2009	Barberton (38) @ Tallmadge (20)	Copley (31) @ Cloverleaf (14)	Copley (31) @ Cloverleaf (14)	Wadsworth (49) @ Green (21)	Highland (7) @ Revere (24)	Highland (7) @ Revere (24)	Barberton (38) @ Tallmadge (20)	Wadsworth (49) @ Green (21)
6	10/2/2009	Barberton (14) @ Revere (22)	Cloverleaf (7) @ Tallmadge (13)	Wadsworth (28) @ Copley (7)	Green (22) @ Highland (7)	Green (22) @ Highland (7)	Barberton (14) @ Revere (22)	Cloverleaf (7) @ Tallmadge (13)	Wadsworth (28) @ Copley (7)
7	10/9/2009	Highland (24) @ Barberton (20)	Revere (18) @ Cloverleaf (21)	Copley (31) @ Green (7)	Copley (31) @ Green (7)	Highland (24) @ Barberton (20)	Revere (18) @ Cloverleaf (21)	Tallmadge (7) @ Wadsworth (43)	Tallmadge (7) @ Wadsworth (43)
8	10/16/2009	Barberton (21) @ Cloverleaf (28)	Barberton (21) @ Cloverleaf (28)	Copley (20) @ Tallmadge (12)	Green (6) @ Revere (10)	Wadsworth (14) @ Highland (27)	Green (6) @ Revere (10)	Copley (20) @ Tallmadge (12)	Wadsworth (14) @ Highland (27)
9	10/23/2009	Green (47) @ Barberton (19)	Cloverleaf (14) @ Wadsworth (33)	Highland (39) @ Copley (21)	Green (47) @ Barberton (19)	Highland (39) @ Copley (21)	Revere (7) @ Tallmadge (0)	Revere (7) @ Tallmadge (0)	Cloverleaf (14) @ Wadsworth (33)
10	10/30/2009	Wadsworth (38) @ Barberton (7)	Cloverleaf (7) @ Highland (0)	Revere (21) @ Copley (9)	Tallmadge (14) @ Green (35)	Cloverleaf (7) @ Highland (0)	Revere (21) @ Copley (9)	Tallmadge (14) @ Green (35)	Wadsworth (38) @ Barberton (7)
11	11/7/2009					Highland (21) @ Howland (28)			Wadsworth (21) @ GlenOak (40)

SCHOOL	TEAM	NAME	GRADE	SCHOOL	TEAM	NAME	GRADE
Barberton	1st	Brad Hollifield	12	Barberton	2nd	Kyle Snyder	12
Barberton	1st	Thaddeus Ingol	12	Barberton	2nd	Isiah Palmer	12
Cloverleaf	1st	Adam Cepik	12	Barberton	2nd	Brandon James	11
Cloverleaf	1st	Heath Eby	12	Cloverleaf	2nd	Jimmy Gantose	12
Cloverleaf	1st	Dave Grabowski	12	Cloverleaf	2nd	Timmy Roberts	12
Cloverleaf	1st	Mike King	12	Cloverleaf	2nd	Cameron O'Rourke	11
Cloverleaf	1st	Joe Ramanoff	10	Cloverleaf	2nd	Ben Weinerman	11
Copley	1st	Martel Durant	12	Copley	2nd	Tom Csepe	12
Copley	1st	Lee Evans	12	Copley	2nd	Cody Goodman	12
Copley	1st	Joe Connolly	11	Copley	2nd	Jamie Schoenewald	12
Copley	1st	Louie Gigliotti	10	Copley	2nd	Sam Wheeler	11
Copley	1st	Aregeros Turner	9	Green	2nd	Tyler Chaboudy	12
Green	1st	Kyle Resanovich	12	Green	2nd	Kyle Dannemiller	12
Green	1st	Dylan Brumbaugh	11	Green	2nd	Kyle Hodgkinson	12
Highland	1st	Andrew Kronenberger	12	Green	2nd	Javon Tate	12
Highland	1st	Aaron Maslowski	12	Highland	2nd	Anthony Petrilla	12
Highland	1st	Tyler Phillips	12	Highland	2nd	Jeremy Smith	12
Highland	1st	Chris Justik	11	Highland	2nd	Colin Butler	11
Highland	1st	Jeremy Scholle	10	Highland	2nd	Ben Leohr	11
Revere	1st	John Battaglia	12	Revere	2nd	Dave Flegai	12
Revere	1st	Chris Gibbs	12	Revere	2nd	Alex Houston	12
Revere	1st	Mike Monte	12	Revere	2nd	Adam Richards	12
Revere	1st	Mason Quick	12	Revere	2nd	Justin Bergh	10
Revere	1st	Dan Steinkerchner	12	Tallmadge	2nd	Ryan Peterson	12
Revere	1st	Steven Zarkovacki	12	Tallmadge	2nd	Tucker Linder	10
Tallmadge	1st	Steven Reedy	12	Wadsworth	2nd	Jayse Cappello	12
Wadsworth	1st	Caleb Busson	12	Wadsworth	2nd	Aarick Jones	12
Wadsworth	1st	Ben Buzzelli	12	Wadsworth	2nd	Taylor Robinson	12
Wadsworth	1st	Luke Currens	12	Wadsworth	2nd	Dom Owns	11
Wadsworth	1st	Bart Randolph	12	Wadsworth	2nd	Nick Tavanello	10
Wadsworth	1st	Anthony Shrock	12				
Wadsworth	1st	Jake Crowley	11				
Wadsworth	1st	Jack Snowball	10				

# 2008 Suburban League Football

## COACHING CHANGES:

- **Green**—Tom Stacy replaced Elden McVicker

## ALL-OHIOANS:

- Chris Snook (1st-RB-Highland), Tyler Fortner (1st-RB-Tallmadge), Eric Duale (1st-K-Highland), Tyler Houska (1st-LB-Highland), and Kyle Juszczuk (2nd-LB-Cloverleaf).

## TOP PERFORMERS:

- **Cloverleaf**—Kyle Juszczuk had 784 yards rushing (6 touchdowns), 322 yards receiving (2 touchdowns), and 352 yards passing (2 touchdowns). Cody Roberts finished his career with 2,226 yards passing.
- **Green**—Jesse Mason was 88 of 168 for 1,100 yards and 9 touchdowns.
- **Highland**—Chris Snook was DII District Co-Offensive Player of the year with 1,851 yards rushing with 16 touchdowns. For his career—Snook scored 228 points and rushed for 3,866 yards. Nick Knerem passed for 1,582 yards and 12 touchdowns (3,076 yards and 26 touchdowns for his career). Kyle Callari had 38 receptions for 557 yards and six touchdowns (70 receptions for 1,027 yards and 9 touchdowns for his career). Eric Duale forced touchbacks 35 times on kickoffs and also was 46-of-48 on extra points 10 of 16 for field goals
- **Revere**—John Battaglia rushed for 1,195 yards and 11 touchdowns.
- **Tallmadge**—Tyler Fortner rushed for 2,935 yards and 29 touchdowns, giving him 4,741 yards for his career.

## SUMMARY:

- **Teams entered Week four, start of league play, with a 16-8 record against non-league competition.**
- **Week 4:** The eventual 1st and 2nd place team went head to head as Highland defeated Tallmadge 3-2 in a rain soaked game. Highland's senior kicker, Eric Duale, kicked a 29-yard field-goal with 27.6 seconds remaining to capture the win. The Blue Devils got their points when Tallmadge defensive tackle Andrew Roy sacked Highland quarterback Nicholas Knerem just inside his own goal line with 11:32 left to play. Wadsworth beat Revere 13-9 as Anthony Schrock had 10 receptions for 170 yards. Copley defeated Barberton 20 to 17 despite the Magics' Kyle Snyder throwing for 287 yards to break the school record (came into game needing 105 yards to break the record).
- **Week 5:** Highland (5-0, 2-0) broke a 0-0 tied and scored four different ways in the final five minutes of the second quarter en route to a 34-7 win over Revere. Chris Nook rushed for 189 yards and Kyle Callari had seven receptions for 113 yards. Tallmadge beat Barberton 21 to 14 as Tyler Fortner rushed for 181 yards. Wadsworth scored all of their points in the second quarter and held off a late charge to beat Green 17 to 14.
- **Week 6:** Cloverleaf beat Tallmadge 21-20 despite Tyler Fortner's efforts (38 carries, 235 yards, 3 TDs) due to mistakes. The Colts ran just 38 plays to 65 for the Blue Devils, being doubled in first downs (20-10) and getting outgained 373 yards to 229. Highland defeated Green 37-7 with outstanding efforts from Tyler Houska (13 tackles), Nick Knerem (10 of 14 for 156 yards), Chris Snook (196 yards rushing to become all-time leading rusher), and Eric Duale (three FG including a 50-yarder).
- **Week 7:** Tallmadge beat Wadsworth 21 to 7 with Tyler Fortner rushing for 250 yards and three touchdowns. Green overcame a 23-14 fourth quarter deficit to beat Copley 27 to 23—Jesse Mason had 210 yards passing. Highland defeated Barberton 31 to 8 as Chris Snook rushed for 125 yards and Nick Knerem threw for 210 yards.
- **Week 8:** Highland defeated Wadsworth 24 to 21 on a 10-yard touchdown pass from Nick Knerem to Kyle Callari with 0.4 seconds left in the game. Knerem ended up 13 of 19 for 165 yards while Chris Snook had 184 yards rushing on 26 attempts. Wadsworth's Caleb Busson had 108 yards rushing and 130 yards passing in the loss. Barberton beat Cloverleaf 24-10 behind Michael Lee's 136 yards rushing and Kyle Snyder's 145 yards passing.
- **Week 10:** Highland lost to Cloverleaf 14-20 on a strange occurrence. Highland recovered a fumble in the first overtime and when lining up for the game winning 30-yard kick, kicker Eric Duale was flagged for not wearing a tailbone pad and then he missed the 45-yarder. Highland fumbled in the second overtime and Cloverleaf's Kyle Juszczuk raced 16 yards for the game winning touchdown which put the Colts into the playoffs. For the Hornets, Chris Snook rushed for 301 yards on 48 carries. Tallmadge beat Green 31 to 14 with Tyler Fortner rushing for 284 yards and three touchdowns.
- **Playoffs:** Three teams made the playoffs—Cloverleaf, Highland, and Tallmadge. Cloverleaf lost to Lexington Avon in round one (10-28). Highland and Tallmadge both made it into the regional championship before losing in close games. Highland defeated Avon Lake (35-23) and Olentangy Liberty (35-0) before losing a tough game to Sylvania Southview (21-28). Tallmadge defeated Padua (24-17) and Madison (27-7) before losing a tough game

# 2008 Suburban League Football

		League Record				Overall Record				Opponents' Record			League Scoring			Overall Scoring			Playoff	Playoff
		W	L	T	%	W	L	T	%	W	L	%	Scored	Allowed	Diff	Scored	Allowed	Diff	Region	Rank
1	Highland	6	1	0	0.86	11	2	0	0.85	47	53	0.5	178	79	99	386	159	227	DII-Reg 6	4th
2	Cloverleaf	5	2	0	0.71	8	3	0	0.73	45	55	0.5	110	91	19	199	153	46	DII-Reg 6	6th
3	Tallmadge	5	2	0	0.71	9	4	0	0.69	50	50	0.5	147	73	74	306	170	136	DII-Reg 5	6th
4	Wadsworth	3	4	0	0.43	5	5	0	0.5	56	44	0.6	108	119	164	200	189	194	DI-Reg 2	13th
5	Green	3	4	0	0.43	4	6	0	0.4	53	47	0.5	143	139	4	251	205	46	DI-Reg 2	21st
6	Revere	3	4	0	0.43	6	4	0	0.6	43	57	0.4	84	114	-30	155	127	28	DII-Reg 5	13th
7	Copley	2	5	0	0.29	2	8	0	0.2	62	38	0.6	109	168	-59	146	223	-77	DII-Reg 5	23rd
8	Barberton	1	6	0	0.14	3	7	0	0.3	57	43	0.6	89	185	-96	157	257	-100	DII-Reg 5	15th
<b>TOTAL</b>		<b>28</b>	<b>28</b>	<b>0</b>	<b>0.5</b>	<b>48</b>	<b>39</b>	<b>0</b>	<b>0.55</b>	<b>413</b>	<b>387</b>	<b>0.5</b>	<b>968</b>	<b>968</b>	<b>0</b>	<b>1800</b>	<b>1483</b>	<b>317</b>		

		Barberton Magics	Cloverleaf Colts	Copley Indians	Green Bulldogs	Highland Hornets	Revere Minutemen	Tallmadge Blue Devils	Wadsworth Grizzlies
		3-7, 1-6	8-3, 5-2	2-8, 2-5	4-6, 3-4	11-2, 6-1	6-4, 3-4	9-4, 5-2	5-5, 3-4
1	8/22/2008	Perry (48) @ Barberton (14)	Cloverleaf (10) @ Buckeye (6)	Copley (7) @ Jackson (12)	Lake (39) @ Green (30)	Rocky River (15) @ Highland (40)	Firestone (0) @ Revere (24)	Tallmadge (7) @ Nordonia (28)	Wooster (19) @ Wadsworth (35)
2	8/29/2008	Medina (10) @ Barberton (26)	Cloverleaf (38) @ Fairview (21)	Garfield (19) @ Copley (16)	Green (54) @ Springfield (0)	Buckeye (7) @ Highland (29)	North Royalton (13) @ Revere (20)	Ellet (7) @ Tallmadge (45)	Wadsworth (14) @ Nordonia (24)
3	9/5/2008	Barberton (28) @ Roosevelt (14)	Southview (7) @ Cloverleaf (31)	Orrville (24) @ Copley (14)	GlenOak (27) @ Green (24)	Brookside (7) @ Highland (48)	Revere (27) @ Springfield (0)	Firestone (21) @ Tallmadge (45)	Medina (27) @ Wadsworth (43)
4	9/12/2008	Barberton (17) @ Copley (20)	Green (13) @ Cloverleaf (14)	Barberton (17) @ Copley (20)	Green (13) @ Cloverleaf (14)	Highland (3) @ Tallmadge (2)	Wadsworth (13) @ Revere (9)	Highland (3) @ Tallmadge (2)	Wadsworth (13) @ Revere (9)
5	9/19/2008	Tallmadge (21) @ Barberton (14)	Cloverleaf (25) @ Copley (7)	Cloverleaf (25) @ Copley (7)	Green (14) @ Wadsworth (17)	Revere (7) @ Highland (34)	Revere (7) @ Highland (34)	Tallmadge (21) @ Barberton (14)	Green (14) @ Wadsworth (17)
6	9/26/2008	Barberton (13) @ Wadsworth (38)	Tallmadge (20) @ Cloverleaf (21)	Copley (14) @ Revere (17)	Highland (37) @ Green (7)	Highland (37) @ Green (7)	Copley (14) @ Revere (17)	Tallmadge (20) @ Cloverleaf (21)	Barberton (13) @ Wadsworth (38)
7	10/3/2008	Barberton (8) @ Highland (31)	Cloverleaf (6) @ Revere (13)	Green (27) @ Copley (23)	Green (27) @ Copley (23)	Barberton (8) @ Highland (31)	Cloverleaf (6) @ Revere (13)	Wadsworth (7) @ Tallmadge (21)	Wadsworth (7) @ Tallmadge (21)
8	10/10/2008	Cloverleaf (10) @ Barberton (24)	Cloverleaf (10) @ Barberton (24)	Copley (7) @ Tallmadge (35)	Revere (10) @ Green (24)	Highland (24) @ Wadsworth (21)	Revere (10) @ Green (24)	Copley (7) @ Tallmadge (35)	Highland (24) @ Wadsworth (21)
9	10/17/2008	Barberton (7) @ Green (44)	Wadsworth (0) @ Cloverleaf (14)	Copley (14) @ Highland (35)	Barberton (7) @ Green (44)	Copley (14) @ Highland (35)	Tallmadge (17) @ Revere (7)	Tallmadge (17) @ Revere (7)	Wadsworth (0) @ Cloverleaf (14)
10	10/24/2008	Revere (21) @ Barberton (6)	Highland (14) @ Cloverleaf (20)	Wadsworth (12) @ Copley (24)	Green (14) @ Tallmadge (31)	Highland (14) @ Cloverleaf (20)	Revere (21) @ Barberton (6)	Green (14) @ Tallmadge (31)	Wadsworth (12) @ Copley (24)
PS1	10/31/2008		Cloverleaf (10) @ Lexington (28)			Avon Lake (23) @ Highland (35)		Tallmadge (24) @ Padua Franciscan (17)	
PS2	11/7/2008					Highland (35) Vs. Olestanty Liberty (0)		Tallmadge (27) @ Madison (7)	
PS3	11/14/2008					Highland (21) Vs. Sylvania Southview (28)		Tallmadge (14) Vs. Hoban (17)	

SCHOOL	TEAM	NAME	GRADE	SCHOOL	TEAM	NAME	GRADE
Barberton	1st	Mike Lee		Barberton	2nd	Brad Hollifield	11
Cloverleaf	1st	Kyle Juszczyk		Barberton	2nd	Kyle Snyder	11
Cloverleaf	1st	Cody Roberts		Cloverleaf	2nd	Devin Hansen	
Cloverleaf	1st	Kyle Sirl		Cloverleaf	2nd	Joe Games	
Cloverleaf	1st	Klavin Harrington		Cloverleaf	2nd	Karl Mascak	
Cloverleaf	1st	Andrew Weese		Cloverleaf	2nd	Jay Koppes	
Cloverleaf	1st	Allen Bittaker		Copley	2nd	Dom McClain	
Copley	1st	Dale Holbrook		Copley	2nd	Conner Seeman	
Copley	1st	Jimmy Fisher		Copley	2nd	Kwame Harvey	
Green	1st	Justin James		Green	2nd	Deroderic Brown	
Green	1st	Tyler Guyton		Green	2nd	Kyle Dannemiller	11
Green	1st	Adam Spray		Green	2nd	Jesse Mason	
Highland	1st	Chris Snook	12	Green	2nd	Jason Tate	11
Highland	1st	Tyler Houska	12	Highland	2nd	Tyler Phillips	11
Highland	1st	Ben Brown		Highland	2nd	Aaron Maslowski	11
Highland	1st	Jarrod Swick		Highland	2nd	Jarrod Serafin	
Highland	1st	Kyle Callari		Highland	2nd	Chris Kunze	
Highland	1st	Nick Knerem	12	Highland	2nd	Brandon Warner	
Highland	1st	Trent Edwards		Revere	2nd	Dave Flegel	11
Revere	1st	Joe Calvey	12	Revere	2nd	Andrew Anacki	12
Revere	1st	Ed Luther	12	Revere	2nd	John Battaglia	11
Tallmadge	1st	Zack Cevasco	12	Revere	2nd	Chris Jett	12
Tallmadge	1st	Andrew Roy		Tallmadge	2nd	Craig Siesel	
Tallmadge	1st	Nick Thompson		Tallmadge	2nd	Cory Ambruster	
Tallmadge	1st	Tyler Fortner	12	Tallmadge	2nd	Steven Reedy	11
Tallmadge	1st	Nick White	12	Tallmadge	2nd	Ben Freeman	
Wadsworth	1st	Brett Currens	11	Wadsworth	2nd	Louden Gordon	
Wadsworth	1st	Caleb Busson	11	Wadsworth	2nd	Joe Powers	
Wadsworth	1st	Jake Palidar	12	Wadsworth	2nd	Bart Randolph	
Wadsworth	1st	Anthony Schrock	11	Wadsworth	2nd	Zack Watts	

# 2007 Suburban League Football

## COACHING CHANGES:

- **Barberton**—Brian Staats replaced Jay Glaze
- **Copley**—Ron Viscounte replaced Dan Boarman
- **Highland**—Tom Lombardo replaced Tim Snook

## ALL-OHIOANS:

- Dru Jones (1st-RB-Wadsworth), Patrick Pakan (1st-DB-Tallmadge), and Collin Haben (2nd-LB-Tallmadge).

## TOP PERFORMERS:

- **Green**—Jesse Mason was 109 of 183 for 1,286 yards and six touchdowns.
- **Highland**—Nick Knerem was 66 of 133 for 1,101 yards and 9 touchdowns. Chris Snook rushed for 1,409 yards. Kyle Calari had 26 receptions.
- **Tallmadge**—Tyler Fortner scored 138 points and rushed for 1,600 yards while quarterback Patrick Pakan ran and passed for 1,311 yards.
- **Revere**—Abe Adison finished the year averaging 10.2 yards per carry (632 yards on 62 carries). Dave Flegal had 118 tackles.
- **Wadsworth**—Dru Jones scored 178 points (334 for his career) and rushed for 2,281 yards (5,249 for his career) and 28 touchdowns (52 for his career). Scott Saylor passed for 1,340 yards (3,086 for his career) with 738 of those yards going to Anthony Schrock.

## SUMMARY:

- **Teams entered Week four, start of league play, with a 13-11 record against non-league competition.**
- **Week 4:** Revere defeated Barberton 28 to 14 with Minutemen's Quinton Brewer rushing for 250 yards and three touchdowns on 38 carries while Magics' Kyle Snyder passed for 273 yards.
- **Week 5:** Green beat Barberton 35 to 28 with the Bulldogs' Justin James scoring with 52 seconds left. Green's Jesse Mason was 14 of 26 for 203 yards while Barberton's Kyle Snyder had 210 yards passing. With both teams entering the game 4-0, Tallmadge defeated Cloverleaf 34 to 0 as Patrick Pakan was 8 of 12 for 145 yards and three touchdowns to go with Tyler Fortner's 101 yards rushing. Wadsworth defeated Revere 30 to 17 as Dru Jones rushed for 186 yards. Highland beat Copley 25 to 0 as Chris Snook ran for 151 yards.
- **Week 6:** Cloverleaf was trailing Wadsworth 14-7 in the third quarter when the Colts scored 16 unanswered points in the fourth quarter to beat Wadsworth (23-14). The game was capped by a Russ Piper 48-yard interception return for a touchdown. Tallmadge beat Revere 38 to 7 as the Blue Devils limited the Minutemen to just 53 yards of offense and were led by Tyler Fortner (120 yards rushing) and Patrick Pakan (103 yards passing and 59 yards rushing). Highland beat Green 42 to 14 behind the rushing for Chris Snook (168 yards) and Ben Brown (81 yards). Green scored one of their touchdowns on a 99-yard kickoff return by Adam Spray.
- **Week 7:** Wadsworth defeated Green 49-31 as the Grizzlies' Dru Jones ran for 387 yards and six touchdowns on 39 carries. Green was led by Justin James (172 yards rushing), Jesse Mason (121 yards passing) and Zach Bodo (94 yard kickoff return). Barberton defeated Cloverleaf 10 to 7 as the Magics kicked a 41-yard field goal as time expired. The kick came after a miss but a roughing the center penalty was called. The win is the first league victory for Barberton and breaks a 0-17 league play streak. Highland beat Revere 14 to 49 as they scored 21 fourth quarter points to turn the game into a rout. Highland was led by Nick Knerem (170 yards passing) and Chris Snook (four touchdowns).
- **Week 8:** Tallmadge defeated Highland 30 to 24 in overtime. The Blue Devils, playing with four suspended starters due to a hazing incident, relied on quarterback Patrick Pakan who ran for 114 yards, threw for 73, and accounted for three scores. Wadsworth defeated Barberton 37 to 14 as Dru Jones rushed for 228 yards and three touchdowns. Green jumped out to a 17-0 halftime lead and held on to beat Copley 17 to 10. Justin James had 142 yards rushing for the Bulldogs while Justin White-Reid had 132 yards rushing for the Indians. Revere beat Cloverleaf 24 to 16 as Abe Addison rushed for 251 yards and three touchdowns on only 11 carries.
- **Week 9:** Tallmadge beat Barberton 49-0 as Tyler Fortner rushed for 221 yards on 23 carries. Revere defeated Green 21 to 7 as Abraham Addison rushed for 163 yards. Highland beat Cloverleaf 3 to 0 as a 26-yard first quarter field goal by Eric Duale proved to be the difference—Chris Snook rushed for 150 yards.
- **Week 10:** The title was on the line as Wadsworth (5-1) hosted Tallmadge (6-0) to determine the league championship. Wadsworth won the game 31-16 as Dru Jones rushed for 278 yards and three touchdowns on 33 carries.
- **Playoffs:** Three league teams made the playoffs—Tallmadge and Wadsworth. Wadsworth lost to Toledo Whitmer 37-51 in the first round. Tallmadge defeated Firestone 35 to 20 in the first round but lost in overtime 38-41 to Parma

# 2007 Suburban League Football

		League Record				Overall Record				Opponents' Record			League Scoring			Overall Scoring			Playoff Region	Playoff Rank
		W	L	T	%	W	L	T	%	W	L	%	Scored	Allowed	Diff	Scored	Allowed	Diff		
1	Wadsworth	6	1	0	0.86	9	2	0	0.82	41	59	0.4	239	136	103	384	262	122	DI-Reg 2	5th
2	Tallmadge	6	1	0	0.86	10	2	0	0.83	48	52	0.5	205	83	122	347	185	162	DI-Reg 5	2nd
3	Highland	5	2	0	0.71	6	4	0	0.6	59	41	0.6	195	103	92	246	176	70	DI-Reg 6	10th
4	Revere	3	4	0	0.43	4	6	0	0.4	53	47	0.5	128	165	-37	207	218	-11	DI-Reg 5	17th
5	Cloverleaf	3	4	0	0.43	6	4	0	0.6	42	58	0.4	77	92	-15	198	119	79	DI-Reg 6	11th
6	Green	2	5	0	0.29	3	7	0	0.3	51	49	0.5	125	195	-70	190	252	-62	DI-Reg 2	25th
7	Copley	2	5	0	0.29	2	8	0	0.2	59	41	0.6	80	147	-67	100	236	-136	DI-Reg 5	24th
8	Barberton	1	6	0	0.14	2	8	0	0.2	52	48	0.5	87	215	-128	139	293	-154	DI-Reg 5	20th
<b>TOTAL</b>		<b>28</b>	<b>28</b>	<b>0</b>	<b>0.5</b>	<b>42</b>	<b>41</b>	<b>0</b>	<b>0.51</b>	<b>405</b>	<b>395</b>	<b>0.5</b>	<b>1136</b>	<b>1136</b>	<b>0</b>	<b>1811</b>	<b>1741</b>	<b>70</b>		

	Barberton Magics	Cloverleaf Colts	Copley Indians	Green Bulldogs	Highland Hornets	Revere Minutemen	Tallmadge Blue Devils	Wadsworth Grizzlies
	2-8, 1-6	6-4, 3-4	2-8, 2-5	3-7, 2-5	6-4, 5-2	4-6, 3-4	10-2, 6-1	9-2, 6-1
1 8/24/2007	Barberton (13) @ Perry (35)	Buckeye (7) @ Cloverleaf (38)	Lake (34) @ Copley (7)	Green (10) @ GlenOak (26)	Highland (20) @ Rocky River (42)	Firestone (26) @ Revere (17)	Cuyahoga Falls (14) @ Tallmadge (17)	Wadsworth (40) @ Wooster (37)
2 8/31/2007	Barberton (10) @ Medina (23)	Fairview (13) @ Cloverleaf (52)	Garfield (28) @ Copley (7)	Springfield (10) @ Green (41)	Highland (31) @ Buckeye (0)	Revere (3) @ North Royalton (7)	Tallmadge (17) @ Ellet (7)	Cuyahoga Falls (14) @ Wadsworth (38)
3 9/7/2007	Roosevelt (20) @ Barberton (28)	Highland (31) @ Southview (7)	Copley (6) @ Orrville (27)	Garfield (21) @ Green (14)	St. V-M (31) @ Highland (0)	Springfield (20) @ Revere (59)	Firestone (20) @ Tallmadge (35)	Wadsworth (30) @ Medina (24)
4 9/14/2007	Barberton (14) @ Revere (28)	Copley (0) @ Cloverleaf (10)	Copley (0) @ Cloverleaf (10)	Tallmadge (24) @ Green (14)	Wadsworth (36) @ Highland (21)	Barberton (14) @ Revere (28)	Tallmadge (24) @ Green (14)	Wadsworth (36) @ Highland (21)
5 9/21/2007	Green (35) @ Barberton (28)	Cloverleaf (0) @ Tallmadge (34)	Highland (25) @ Copley (0)	Green (35) @ Barberton (28)	Highland (25) @ Copley (0)	Revere (17) @ Wadsworth (30)	Cloverleaf (0) @ Tallmadge (34)	Revere (17) @ Wadsworth (30)
6 9/28/2007	Copley (28) @ Barberton (12)	Cloverleaf (23) @ Wadsworth (14)	Copley (28) @ Barberton (12)	Green (14) @ Highland (42)	Green (14) @ Highland (42)	Revere (7) @ Tallmadge (38)	Revere (7) @ Tallmadge (38)	Cloverleaf (23) @ Wadsworth (14)
7 10/5/2007	Barberton (10) @ Cloverleaf (7)	Barberton (10) @ Cloverleaf (7)	Tallmadge (24) @ Copley (7)	Wadsworth (49) @ Green (31)	Highland (49) @ Revere (14)	Highland (49) @ Revere (14)	Tallmadge (24) @ Copley (7)	Wadsworth (49) @ Green (31)
8 10/12/2007	Wadsworth (37) @ Barberton (14)	Revere (24) @ Cloverleaf (16)	Copley (10) @ Green (17)	Copley (10) @ Green (17)	Tallmadge (30) @ Highland (24)	Revere (24) @ Cloverleaf (16)	Tallmadge (30) @ Highland (24)	Wadsworth (37) @ Barberton (14)
9 10/19/2007	Barberton (0) @ Tallmadge (49)	Cloverleaf (0) @ Highland (3)	Copley (14) @ Wadsworth (42)	Green (7) @ Revere (21)	Cloverleaf (0) @ Highland (3)	Green (7) @ Revere (21)	Barberton (0) @ Tallmadge (49)	Copley (14) @ Wadsworth (42)
10 10/26/2007	Highland (9) @ Barberton (31)	Cloverleaf (21) @ Green (7)	Revere (17) @ Copley (21)	Cloverleaf (21) @ Green (7)	Highland (9) @ Barberton (31)	Revere (17) @ Copley (21)	Tallmadge (16) @ Wadsworth (31)	Tallmadge (16) @ Wadsworth (31)
#1 11/2/2007							Firestone (20) @ Tallmadge (35)	Wadsworth (37) @ Whitner (51)
#2 11/9/2007							Tallmadge (38) Vs. Normandy (41)	

SCHOOL	TEAM	NAME	GRADE	SCHOOL	TEAM	NAME	GRADE
Barberton	1st	Steve Pitts	12	Barberton	2nd	Jerold Scott	12
Cloverleaf	1st	Kyle Juszczyk	11	Barberton	2nd	Kyle Snyder	10
Cloverleaf	1st	Cody Roberts	11	Cloverleaf	2nd	David Long	12
Cloverleaf	1st	Justin Marrs	12	Cloverleaf	2nd	Keegan Conry	11
Copley	1st	Rico Binford	12	Cloverleaf	2nd	Taylor Riggs	12
Copley	1st	Tim Goodman	12	Cloverleaf	2nd	Kyle Sirl	11
Green	1st	Cory Potter	12	Copley	2nd	Justin White-Reid	12
Green	1st	Jesse Mason	11	Copley	2nd	Walt Harris	12
Green	1st	Andrew Smith	12	Copley	2nd	Drew Bowser	12
Highland	1st	Ben Brown	11	Green	2nd	Ryan Julian	12
Highland	1st	Alex Cejer	12	Green	2nd	Adam Spray	11
Highland	1st	Jarrod Swick	11	Green	2nd	Garrett Cook	11
Highland	1st	Tyler Houska	11	Green	2nd	Justin James	11
Highland	1st	Chris Snook	11	Highland	2nd	Kyle Callari	11
Highland	1st	Eric Duale	11	Highland	2nd	D.J. Harrison	12
Revere	1st	Abe Addison	12	Highland	2nd	Nick Knerem	11
Revere	1st	Rick Kessler	12	Highland	2nd	Rick Holland	12
Revere	1st	Mick Battaglia	12	Revere	2nd	Sam Peterson	12
Revere	1st	Dave Flegal	10	Revere	2nd	Andrew Yomgour	12
Tallmadge	1st	Jesse Hobbel	12	Revere	2nd	Quinten Brewer	12
Tallmadge	1st	Collin Haben	12	Revere	2nd	Chris Jett	11
Tallmadge	1st	Patrick Pakan	12	Tallmadge	2nd	Craig Siesel	11
Tallmadge	1st	Aaron Donze	12	Tallmadge	2nd	Kashrail King	11
Tallmadge	1st	Tyler Fortner	11	Tallmadge	2nd	Zack Cevasco	11
Tallmadge	1st	Nick White	11	Tallmadge	2nd	Andrew Roy	11
Tallmadge	1st	James Plunkett	11	Tallmadge	2nd	Nick Thompson	11
Wadsworth	1st	Dru Jones	12	Wadsworth	2nd	Caleb Bussan	10
Wadsworth	1st	Ricky Canestraro	12	Wadsworth	2nd	Ben Buzzelli	10
Wadsworth	1st	Brett Currens	11	Wadsworth	2nd	Anthony Lorubbio	11
Wadsworth	1st	Broderic Kelker	12	Wadsworth	2nd	Jake Palidar	11
Wadsworth	1st	Zack Watts	11	Wadsworth	2nd	Scott Saylor	12
Wadsworth	1st	Luke Miller	12				
Wadsworth	1st	Anthony Schrock	10				

## 2006 Suburban League Football

### ALL-OHIOANS:

- Evan Elliott (1st-WR-Green), David Arnold (1st-DB-Copley), Kade Wagner (2nd-QB-Green), Dru Jones (2nd-RB-Wadsworth), Corey Welch (2nd-RB-Green)

### TOP PERFORMERS:

- **Barberton**—Kyle Snyder passed for 2,001 yards and 22 touchdowns. Terron Robinson ?? yards receiving to go with 74 points(12 td's and a 2 point conversion).
- **Cloverleaf**—Zack Click had 876 yards rushing and receiving as well as 100 tackles as a linebacker. Jason Guyer had 41 receptions for 558 yards and four touchdowns. Cody Roberts passed for 1,038 yards.
- **Copley**—David Arnold rushed for 806 yards on only 69 carries (an amazing 11.7 yard average per carry) and scored 12 touchdowns. Arnold also had 145 tackles, 8 interceptions, and 37 receptions for 850 yards in in his junior and senior years as a two-way starter.
- **Green**—Kade Wagner was 101 of 184 for 1,930 yards (3,569 for his career) and 20 touchdowns (29 for his career). Evan Elliot had 948 yards receiving with 13 touchdown catches. Corey Welch had 1,308 yards rushing and 20 touchdowns on 184 carries, also had 104 tackles as a linebacker.
- **Revere**—Ian Reed rushed for 1,014 yards with eight touchdowns as well as 61 tackles as a linebacker.
- **Tallmadge**—David Siesel rushed for 1,185 yards and scored 19 touchdowns (16 rushing) as well as recording 66 tackles (9 TFL).
- **Wadsworth**—Dru Jones scored rushed for 1,972 yards and 16 touchdowns on 192 carries.

### SUMMARY:

- **Teams entered Week four, start of league play, with a 12-12 record against non-league competition.**
- **Week 4:** Wadsworth defeated Highland 20 to 14 in overtime thanks to the efforts of Dru Jones (230 yards rushing) and Scott Saylor (91 yards passing, rushing touchdown in overtime, and interception in overtime on fourth down to seal game). Highland's Chris Snook rushed for 176 yards. Tallmadge beat Green 28 to 20 led by Patrick Pakan who was 10 of 14 for 130 yards and also rushed for 75 yards. Green was led by Kade Wagner (17 of 35 for 248 yards) and Evan Elliott (3 reception for 113 yards). Revere defeated Barberton 42 to 21 behind the efforts of Ian Reed (233 yards and two touchdowns on 30 carries).
- **Week 5:** Visiting Wadsworth defeated Revere 10 to 7 in sloppy conditions behind a 229 yard rushing effort by Dru Jones. Matt Reed's 31-yard field goal in the 3rd quarter following an 11-yard punt by Revere proved to be the difference in the game. Green beat Barberton 62 to 27 with Kade Wagner (5 of 8 for 190 yards and four touchdowns) and Cory Welch (156 yards and five touchdowns on 12 carries).
- **Week 6:** Copley defeated Barberton 75 to 26 as Nick Louis returned two interceptions for touchdowns (49 and 50 yards)—Indians rushed for 420 yards as a team. Wadsworth beat Cloverleaf 28 to 15 as Dru Jones rushed for 286 yards.
- **Week 7:** Wadsworth beat Green 24 to 21 behind a 185 yard (3 touchdown) performance by running back Dru Jones. The Bulldogs fought back from a 24-7 deficit in the 4th quarter behind the performance of Kade Wagner (18 of 37 fro 313 yards and two touchdowns) but it wasn't enough to overcome the Grizzlies. Cloverleaf beat Barberton 42 to 32 even though Magics' receiver Terron Robinson had six receptions for 130 yards and four touchdowns.
- **Week 8:** Green beat Copley 17 to 7 on a mud-soaked windy night. The Bulldogs were led by Corey Welch (236 yards on 33 carries). Wadsworth defeated Barberton 36 to 20 with Dru Jones rushing for 268 yards and three touchdowns.
- **Week 9:** A win would have secured at least a co-championship for Wadsworth but they lost to Copley 14 to 10 as the Indians' defense held Dru Jones in check and scored on a 30 yard interception return (Cole Hanlin). Tallmadge beat Barberton 51 to 26 as David Siesel ran for two scores and overcame the efforts of Kyle Snyder (284 yards passing and four touchdowns).
- **Week 10:** In a winner take all game for the league championship, Tallmadge defeated Wadsworth 17 to 7. On a muddy field it ended up being David Siesel (191 yards rushing) and the Blue Devils taking advantage of opportunities to defeat Dru Jones (219 yards rushing) to secure their third straight league title.
- **Playoffs:** Tallmadge was the only team to qualify for the playoffs and lost in the first round to Nordonina (20-40).

# 2006 Suburban League Football

		League Record				Overall Record				Opponents' Record			League Scoring			Overall Scoring			Playoff Region	Playoff Rank
		W	L	T	%	W	L	T	%	W	L	%	Scored	Allowed	Diff	Scored	Allowed	Diff		
1	Tallmadge	6	1	0	0.86	8	3	0	0.73	46	54	0.5	186	91	95	291	180	111	DII-Reg 5	8th
2	Wadsworth	5	2	0	0.71	7	3	0	0.7	44	56	0.4	135	108	27	203	176	27	DI-Reg 2	11th
3	Green	5	2	0	0.71	8	2	0	0.8	37	63	0.4	229	122	107	340	149	191	DI-Reg 2	12th
4	Revere	5	2	0	0.71	5	5	0	0.5	54	46	0.5	145	94	51	169	144	25	DIII-Reg 9	10th
5	Copley	4	3	0	0.57	5	5	0	0.5	54	46	0.5	179	133	46	258	228	30	DII-Reg 5	15th
6	Cloverleaf	2	5	0	0.29	3	7	0	0.3	50	50	0.5	103	172	-69	149	225	-76	DII-Reg 6	21st
7	Highland	1	6	0	0.14	1	9	0	0.1	58	42	0.6	103	178	-75	109	265	-156	DIII-Reg 11	25th
8	Barberton	0	7	0	0	3	7	0	0.3	46	54	0.5	152	334	-182	255	401	-146	DII-Reg 5	24th
<b>TOTAL</b>		<b>28</b>	<b>28</b>	<b>0</b>	<b>0.5</b>	<b>40</b>	<b>41</b>	<b>0</b>	<b>0.49</b>	<b>389</b>	<b>411</b>	<b>0.5</b>	<b>1232</b>	<b>1232</b>	<b>0</b>	<b>1774</b>	<b>1768</b>	<b>6</b>		

		Barberton Magics	Cloverleaf Colts	Copley Indians	Green Bulldogs	Highland Hornets	Revere Minutemen	Tallmadge Blue Devils	Wadsworth Grizzlies
		3-7, 0-7	3-7, 2-5	5-5, 4-3	8-2, 5-2	1-9, 1-6	5-5, 5-2	8-3, 6-1	7-3, 5-2
1	8/25/2006	Kenmore (6) @ Barberton (40)	Cloverleaf (14) @ North Royalton (28)	Copley (12) @ Lake (34)	Stow (14) @ Green (35)	Chardon (42) @ Highland (0)	Normandy (15) @ Revere (7)	Tallmadge (34) @ Cuyahoga Falls (7)	Firestone (7) @ Wadsworth (31)
2	9/1/2006	East (28) @ Barberton (29)	Rayen (15) @ Cloverleaf (25)	Collinwood (20) @ Copley (48)	Green (49) @ Springfield (7)	Buckeye (24) @ Highland (6)	North Royalton (7) @ Revere (3)	Ellet (0) @ Tallmadge (31)	Wadsworth (17) @ Cuyahoga Falls (16)
3	9/8/2006	Firestone (33) @ Barberton (34)	Cloverleaf (17) @ Norton (0)	Orrville (41) @ Copley (19)	Garfield (6) @ Green (27)	Highland (0) @ St. V-M (21)	Revere (14) @ Brecksville (28)	Tallmadge (20) @ Winton Woods (41)	Medina (52) @ Wadsworth (20)
4	9/15/2006	Revere (42) @ Barberton (21)	Cloverleaf (8) @ Copley (37)	Cloverleaf (8) @ Copley (37)	Green (20) @ Tallmadge (28)	Highland (14) @ Wadsworth (20)	Revere (42) @ Barberton (21)	Green (20) @ Tallmadge (28)	Highland (14) @ Wadsworth (20)
5	9/22/2006	Barberton (27) @ Green (62)	Tallmadge (28) @ Cloverleaf (3)	Copley (27) @ Highland (17)	Barberton (27) @ Green (62)	Copley (27) @ Highland (17)	Wadsworth (10) @ Revere (7)	Tallmadge (28) @ Cloverleaf (3)	Wadsworth (10) @ Revere (7)
6	9/29/2006	Barberton (26) @ Copley (75)	Wadsworth (28) @ Cloverleaf (15)	Barberton (26) @ Copley (75)	Highland (22) @ Green (55)	Highland (22) @ Green (55)	Tallmadge (6) @ Revere (21)	Tallmadge (6) @ Revere (21)	Wadsworth (28) @ Cloverleaf (15)
7	10/6/2006	Cloverleaf (42) @ Barberton (32)	Cloverleaf (42) @ Barberton (32)	Copley (14) @ Tallmadge (35)	Green (21) @ Wadsworth (24)	Revere (34) @ Highland (17)	Revere (34) @ Highland (17)	Copley (14) @ Tallmadge (35)	Green (21) @ Wadsworth (24)
8	10/13/2006	Barberton (20) @ Wadsworth (36)	Cloverleaf (7) @ Revere (14)	Green (17) @ Copley (7)	Green (17) @ Copley (7)	Highland (0) @ Tallmadge (21)	Cloverleaf (7) @ Revere (14)	Highland (0) @ Tallmadge (21)	Barberton (20) @ Wadsworth (36)
9	10/20/2006	Tallmadge (51) @ Barberton (26)	Highland (21) @ Cloverleaf (7)	Wadsworth (10) @ Copley (14)	Revere (7) @ Green (28)	Highland (21) @ Cloverleaf (7)	Revere (7) @ Green (28)	Tallmadge (51) @ Barberton (26)	Wadsworth (10) @ Copley (14)
10	10/27/2006	Barberton (0) @ Highland (26)	Green (26) @ Cloverleaf (7)	Copley (5) @ Revere (20)	Green (26) @ Cloverleaf (7)	Barberton (0) @ Highland (26)	Copley (5) @ Revere (20)	Wadsworth (7) @ Tallmadge (17)	Wadsworth (7) @ Tallmadge (17)
PHI	11/3/2006							Tallmadge (20) @ Nordon (41)	

SCHOOL	TEAM	NAME	GRADE	SCHOOL	TEAM	NAME	GRADE
Barberton	1st	Terron Robinson	12	Barberton	2nd	Mike Mang	12
Cloverleaf	1st	Zack Click	12	Barberton	2nd	Kyle Snyder	9
Cloverleaf	1st	Justin Marrs	11	Cloverleaf	2nd	Derrick Clement	12
Copley	1st	David Arnold	12	Cloverleaf	2nd	Cody Roberts	10
Copley	1st	Joe Mateševac	12	Cloverleaf	2nd	Brandon Jusczyk	12
Copley	1st	Cole Hanlin	11	Cloverleaf	2nd	Jason Guyer	12
Green	1st	Evan Elliott	12	Copley	2nd	Justin White-Reid	11
Green	1st	Kade Wagner	12	Copley	2nd	Tim Goodman Jr	11
Green	1st	Corey Welch	12	Copley	2nd	Walt Harris	11
Green	1st	Joe McAleese	12	Copley	2nd	Drew Bowser	11
Green	1st	Nick Kalenterides	12	Green	2nd	Dennis Millsaps	12
Highland	1st	Tyler Houska	10	Green	2nd	Nick Bridenbaugh	11
Highland	1st	Chris Snook	10	Green	2nd	Cory Potter	11
Revere	1st	Ian Reed	12	Green	2nd	Shane Callahan	11
Revere	1st	Wayne Whitmore	12	Highland	2nd	Kevin Callari	12
Revere	1st	Taylor Newmann	11	Highland	2nd	Will Sutton	11
Revere	1st	Louie Clark	12	Highland	2nd	Nick Petek	12
Revere	1st	Patrick Lyden	11	Revere	2nd	James Fitzgibbons	12
Tallmadge	1st	James Plunkett	10	Revere	2nd	Chad Herrnstein	12
Tallmadge	1st	David Siesel	12	Revere	2nd	Tony delgross	12
Tallmadge	1st	Collin Haben	11	Revere	2nd	Taylor Newman	11
Tallmadge	1st	Patrick Pagan	11	Revere	2nd	Mick Battaglia	11
Tallmadge	1st	Aaron Donze	11	Tallmadge	2nd	Nate Mace	12
Tallmadge	1st	Nick Fleming	11	Tallmadge	2nd	Jesse Hobbel	11
Tallmadge	1st	Zach Lohr	12	Tallmadge	2nd	Zack Cevalco	10
Tallmadge	1st	Matt Desch	12	Tallmadge	2nd	Tyler Fortner	10
Wadsworth	1st	Nick Neary	12	Tallmadge	2nd	Nick White	10
Wadsworth	1st	Kenny Owens	12	Wadsworth	2nd	Jordan Busson	12
Wadsworth	1st	Dan Robinson	12	Wadsworth	2nd	Ricky Canestraro	11
Wadsworth	1st	Ben Watts	12	Wadsworth	2nd	Anthony Lorubbio	10
Wadsworth	1st	Matt Wenger	12	Wadsworth	2nd	Jake Palidar	10



# 2005 Suburban League Football

## FACILITY:

- **Tallmadge**—Thomas Rossiaky passed away. He was a teacher, athletic director, and coach at Tallmadge from 1953 to 1986. The football stadium was named in his honor in 1981.
- **Cloverleaf**—built a new field house.

## LEAGUE CHANGES:

- Barborton from the Western Reserve Conference (WRC) replaced Norton who left to join the Portage Trail Conference (PTC).

## ALL-OHIOANS:

- Nate Reed (2nd-K-Wadsworth), Yianni Karvounides (1st-OL-Tallmadge), Delone Carter (1st-RB-Copley), Justin Yelling (1st-LB-Tallmadge), Steve Kyzyk (1st-DB-Cloverleaf), Kyle Harrison (2nd-WR-Tallmadge), and Jamel Miller (2nd-RB-Tallmadge).

## TOP PERFORMERS:

- **Cloverleaf**—Steve Kyzyk had six interceptions and 65 tackles along with 44 points kicking. Derrick Miller passed for 1,048 yards.
- **Copley—Delone Carter**
  - **Awards:** 2005 Ohio Mr. Football, AP D-II Offensive Player of the Year, The *Akron Beacon Journal's* Player of the Year, The *Plain Dealer's* Offensive Player of the Year, and *SuperPrep* All-American.
  - **Season:** Led the state of Ohio with 2,788 rushing yards and had 47 rushing touchdowns along with two touchdown receptions (294 points). Against Cloverleaf he had 438 yards and six touchdowns on 32 carries. Against Wadsworth he had 375 yards and six touchdowns on 25 attempts.
  - **Career:** In two seasons totaling 25 games at Copley—he played his first two years at Akron Hoban—he ran for 5,326 yards and scored 77 touchdowns (462 points) on 619 carries.
- **Tallmadge**—Jamel Miller rushed for 2,122 yards (5,159 for his career) and scored 162 points (324 for his career). Allen Price passed for 1,244 yards and 16 touchdowns as well as recording 55 solo tackles. Kyle Harrison had 36 receptions for 608 yards and 12 touchdowns.
- **Revere**—Corey Kurtz passed for 1,729 yards (2,915 for his career) and 16 touchdowns. Derek Muffley had 40 receptions for 922 yards. Tom Romito had 70 tackles and 1,092 yards rushing and receiving.
- **Wadsworth**—Nate Reed was 31-of-33 on extra-point attempts, made 7 of 11 field-goal attempts, and had 25 touchbacks. Scott Saylor passed for 1,024 yards.

## SUMMARY:

- **Teams entered Week four, start of league play, with a 19-5 record against non-league competition.**
- **Week 4:** Copley beat Barborton 35 to 12 as Delone Carter rushed for 305 yards and four touchdowns on 22 carries. Tallmadge defeated Revere 31 to 12 behind the efforts of Jamel Miller (134 yards rushing) and Allen Price (8 of 13 for 144 yards). Green beat Highland 40 to 20 as Kade Wagner was 9 of 11 for 128 yards and accounted for three touchdowns (2 rushing and 1 passing).
- **Week 5:** Tallmadge defeated Copley 25-13 in the Blue Devils' closest game in league play. Key to the game was controlling the line of scrimmage—Tallmadge held Delone Carter to only 38 yards and Jamel Miller rushed for 180 yards. Green beat Wadsworth 21 to 14 as Corey Welch scored the winning touchdown with 35 seconds to play (a four-play, 70 yard drive in final minutes). Revere beat Highland 48 to 14 behind the efforts of Corey Kurtz (10 of 14 for 183 yards and three touchdowns) and Ian Reed (112 yards rushing).
- **Week 6:** Green scored 21 unanswered points in the fourth quarter to beat visiting Copley 48 to 36. The winning score came on a Kade Wagner 38-yard interception return for a touchdown to put the Bulldogs up by 6 with 3:48 to play. Green was led by Wagner (12 of 17 for 144 yards) and Corey Welch (106 yards rushing) while Copley was led by Delone Carter (165 yards and five touchdowns) and Jason Borchik (14 of 25 for 207 yards passing).
- **Week 7:** Revere defeated Green 31 to 14 in a game the Bulldogs controlled offensively. The Minutemen, who were outgained 365 to 182 in total offense, forced six fumbles and recovered five (three by the special teams). Copley beat Wadsworth 47 to 15 as Delone Carter ran for 375 yards and 5 touchdowns. Cloverleaf beat Highland 40 to 7 as Darin Bohner (152 yards and three touchdowns on just 13 carries) and Dave Wehlan (114 yards rushing) helped the Colts rush for over 394 yards.
- **Week 8:** Delone Carter, scored with 57 second to play to give Copley a 23 to 20 victory over visiting Revere. Wide receiver David Arnold had 77-yard interception return for a touchdown in the first quarter as well as a 74 yard touchdown reception in the third quarter. Tallmadge defeated Wadsworth 47 to 23 as Jamel Miller rushed for 189 yards and Allen Price passed for 132 yards. Highland built a 10-point lead and then held off late charge by Barborton to when 17 to 14.
- **Week 9:** Copley beat Cloverleaf 42 to 14 as Delone Carter rushed for 420 yards and five scores on 32 carries (also had touchdown reception). Revere beat Barborton 35 to 16 with the efforts of Cory Kurtz (7 of 12 for 170 yards and two touchdowns) and Tom Romito (65 yards receiving and 87 yard rushing to go with three touchdowns).
- **Week 10:** Copley beat Highland 35 to 21 as Delone Carter had 286 yards and scored five touchdowns. Green defeated Barborton 33 to 0 as Kade Wagner threw for 222 yards and two touchdowns. Tallmadge defeated Cloverleaf 35 to 13 as Jamel Miller rushed for 193 yards and scored four touchdowns. Tallmadge outscored league opponents 310 to 112 (198 point differential). Their closest league game was a 12 point win over Copley (25-13) in Week 5. Tallmadge had an undefeated (10-0) regular season and finished second in the Division II Associated Press poll with 270 points (Avon Lake won with 310 points).
- **Playoffs:** Three league teams made the playoffs—Copley, Revere, and Tallmadge.
  - Revere lost to Aurora 14 to 19 in the first round after Aurora drove 94 yards in the final minutes to score on a fourth-and-9 with 1:04 remaining in the game.
  - Copley defeated Parma Normandy in the first round 21 to 14. Tallmadge defeated Bedford in the first round 28 to 13.
  - In the second round, Tallmadge defeated Copley 42 to 20. The Blue Devils outgained the Indians 420 to 314 and were helped by three costly turnovers. Jamel Miller ran for 238 yards and four touchdowns while Allen Price was 6 of 6 for 163 yards and two touchdowns. Copley's Delone Carter was held to 122 yards and three touchdowns on 16 carries.



# 2005 Suburban League Football

		League Record				Overall Record				Opponents' Record			League Scoring			Overall Scoring			Playoff	Playoff
		W	L	T	%	W	L	T	%	W	L	%	Scored	Allowed	Diff	Scored	Allowed	Diff	Region	Rank
1	Tallmadge	7	0	0	1	13	1	0	0.93	55	45	0.6	310	112	198	539	197	342	DII-Reg 5	1st
2	Copley	5	2	0	0.71	9	3	0	0.75	52	48	0.5	231	155	76	389	251	138	DII-Reg 5	4th
3	Green	5	2	0	0.71	7	3	0	0.7	49	51	0.5	195	151	44	257	194	63	DI-Reg 2	10th
4	Revere	5	2	0	0.71	6	5	0	0.55	57	43	0.6	192	135	57	276	217	59	DIII-Reg 9	7th
5	Cloverleaf	3	4	0	0.43	6	4	0	0.6	52	48	0.5	166	157	9	254	171	83	DII-Reg 6	12th
6	Wadsworth	2	5	0	0.29	5	5	0	0.5	45	55	0.5	164	173	-9	264	222	42	DI-Reg 2	20th
7	Highland	1	6	0	0.14	2	8	0	0.2	61	39	0.6	103	283	-180	128	385	-257	DIII-Reg 11	21st
8	Barberton	0	7	0	0	3	7	0	0.3	49	51	0.5	77	272	-195	180	294	-114	DII-Reg 5	25th
<b>TOTAL</b>		<b>28</b>	<b>28</b>	<b>0</b>	<b>0.5</b>	<b>51</b>	<b>36</b>	<b>0</b>	<b>0.59</b>	<b>420</b>	<b>380</b>	<b>0.5</b>	<b>1438</b>	<b>1438</b>	<b>0</b>	<b>2287</b>	<b>1931</b>	<b>356</b>		

	Barberton Magics	Cloverleaf Colts	Copley Indians	Green Bulldogs	Highland Hornets	Revere Minutemen	Tallmadge Blue Devils	Wadsworth Grizzlies
	3-7, 0-7	6-4, 3-4	9-3, 5-2	7-3, 5-2	2-8, 1-6	6-5, 5-2	13-1, 7-0	5-5, 2-5
1 8/27/2005	Kenmore (15) @ Barberton (48)	North Royalton (7) @ Cloverleaf (35)	Lake (7) @ Copley (28)	Green (21) @ Stow (2)	Highland (3) @ Chardon (48)	Revere (20) @ Normandy (21)	Nordonia (0) @ Tallmadge (23)	Firestone (12) @ Wadsworth (45)
2 9/2/2005	East (0) @ Barberton (30)	Rayen (0) @ Cloverleaf (3)	Central-Hover (12) @ Copley (41)	Springfield (7) @ Green (34)	Highland (3) @ Buckeye (40)	Revere (22) @ North Royalton (7)	Tallmadge (38) @ Ellet (14)	Cuyahoga Falls (11) @ Wadsworth (28)
3 9/9/2005	Firestone (7) @ Barberton (25)	Norton (7) @ Cloverleaf (50)	Copley (48) @ Orrville (21)	Garfield (34) @ Green (7)	Fairview (14) @ Highland (19)	Brecksville (35) @ Revere (28)	North (14) @ Tallmadge (65)	Wadsworth (27) @ Medina (26)
4 9/16/2005	Copley (35) @ Barberton (12)	Cloverleaf (20) @ Wadsworth (17)	Copley (35) @ Barberton (12)	Green (40) @ Highland (20)	Green (40) @ Highland (20)	Revere (12) @ Tallmadge (31)	Revere (12) @ Tallmadge (31)	Cloverleaf (20) @ Wadsworth (17)
5 9/23/2005	Barberton (6) @ Cloverleaf (39)	Barberton (6) @ Cloverleaf (39)	Tallmadge (25) @ Copley (13)	Wadsworth (14) @ Green (21)	Highland (14) @ Revere (48)	Highland (14) @ Revere (48)	Tallmadge (25) @ Copley (13)	Wadsworth (14) @ Green (21)
6 9/30/2005	Wadsworth (44) @ Barberton (15)	Revere (26) @ Cloverleaf (23)	Copley (36) @ Green (48)	Copley (36) @ Green (48)	Tallmadge (69) @ Highland (21)	Revere (26) @ Cloverleaf (23)	Tallmadge (69) @ Highland (21)	Wadsworth (44) @ Barberton (15)
7 10/7/2005	Barberton (14) @ Tallmadge (69)	Cloverleaf (40) @ Highland (7)	Copley (47) @ Wadsworth (15)	Green (14) @ Revere (31)	Cloverleaf (40) @ Highland (7)	Green (14) @ Revere (31)	Barberton (14) @ Tallmadge (69)	Copley (47) @ Wadsworth (15)
8 10/14/2005	Highland (17) Vs. Barberton (14)	Cloverleaf (16) @ Green (24)	Revere (20) @ Copley (23)	Cloverleaf (16) @ Green (24)	Highland (17) Vs. Barberton (14)	Revere (20) @ Copley (23)	Tallmadge (47) @ Wadsworth (23)	Tallmadge (47) @ Wadsworth (23)
9 10/21/2005	Barberton (16) @ Revere (35)	Copley (42) @ Cloverleaf (14)	Copley (42) @ Cloverleaf (14)	Tallmadge (34) @ Green (15)	Wadsworth (37) @ Highland (3)	Barberton (16) @ Revere (35)	Tallmadge (34) @ Green (15)	Wadsworth (37) @ Highland (3)
10 10/28/2005	Green (33) @ Barberton (0)	Cloverleaf (14) @ Tallmadge (35)	Highland (21) @ Copley (35)	Green (33) @ Barberton (0)	Highland (21) @ Copley (35)	Revere (20) @ Wadsworth (14)	Cloverleaf (14) @ Tallmadge (35)	Revere (20) @ Wadsworth (14)
P#1 11/4/2005			Normandy (14) @ Copley (21)			Revere (14) @ Aurora (19)	Bedford (13) @ Tallmadge (28)	
P#2 11/11/2005			Copley (20) Vs. Tallmadge (42)				Tallmadge (42) Vs. Copley (20)	
P#3 11/18/2005							Tallmadge (19) @ Hoban (7)	
P#4 11/25/2005							Tallmadge (14) @ Canfield (17)	

SCHOOL	TEAM	NAME	GRADE	SCHOOL	TEAM	NAME	GRADE
Barberton	1st	Alvis Walker	12	Barberton	2nd	Anthony Medzi	12
Cloverleaf	1st	Steve Kuzyk	12	Barberton	2nd	Mike Gabel	12
Cloverleaf	1st	Mike Detwiler	12	Cloverleaf	2nd	Darin Bohner	12
Cloverleaf	1st	Dan Risko	12	Cloverleaf	2nd	Nate Kilgore	12
Copley	1st	Delone Carter	12	Cloverleaf	2nd	Zack Click	11
Copley	1st	Matt Perry	12	Cloverleaf	2nd	Derek Miller	12
Copley	1st	Cory Urdiales	12	Copley	2nd	Jason Borchick	12
Copley	1st	Mike Nitz	12	Copley	2nd	Nick Towns	12
Copley	1st	Joe Matesevac	11	Copley	2nd	Utohmim Okoh	12
Copley	1st	David Arnold Jr	11	Green	2nd	Greg Ferrell	12
Green	1st	Andrew Giotfelty	12	Green	2nd	Joe Dies	12
Green	1st	Kade Wagner	11	Green	2nd	Nathaniel Porter	12
Green	1st	Corey Welch	11	Green	2nd	Josh Gardner	12
Green	1st	Nick Kalenterides	10	Green	2nd	Evan Elliott	11
Highland	1st	Nick Petek	11	Highland	2nd	Chance Farnsworth	12
Highland	1st	Nick Turner	12	Highland	2nd	Rick Holland	10
Revere	1st	Tom Romito	12	Highland	2nd	Kevin Callari	11
Revere	1st	Derek Muffley	12	Revere	2nd	Dan Zarkovacki	12
Revere	1st	Corey Kurtz	12	Revere	2nd	Jamie Mackie	12
Revere	1st	Kevin Kolar	12	Revere	2nd	Louie Clark	11
Revere	1st	Trevor Shaver	12	Revere	2nd	James Fitzgibbons	11
Revere	1st	Nate Krasuna	12	Tallmadge	2nd	Kyle Armbruster	12
Tallmadge	1st	Yianni Karvounides	12	Tallmadge	2nd	Nate Donze	12
Tallmadge	1st	Sandy Kline	12	Tallmadge	2nd	Steve Riley	12
Tallmadge	1st	Kyle Harrison	12	Tallmadge	2nd	Andrew Hill	12
Tallmadge	1st	Jamal Miller	12	Tallmadge	2nd	Jon mathis	12
Tallmadge	1st	Justin Yelling	12	Wadsworth	2nd	Aaron Capps	12
Tallmadge	1st	Tommy Fortner	12	Wadsworth	2nd	Nick Neary	11
Tallmadge	1st	Allen Price	12	Wadsworth	2nd	Justin Reall	12
Wadsworth	1st	David Crowley	12	Wadsworth	2nd	Kenny Robinson	12
Wadsworth	1st	Grady Wilson	12				
Wadsworth	1st	Nate Reed	12				

# 2004 Suburban League Football

## COACHING CHANGES:

- **Norton**—Dave Weber replaced Joe Studer

## ALL-OHIOANS:

- **A.J. Haas** (1st-OL-Copley), **Delone Carter** (1st-RB-Copley), **Billy Cundiff** (2nd-QB-Green), **Yianni Karvounides** (2nd-OL-Tallmadge), **Eric Borrell** (2nd-OL-Copley), **Jamel Miller** (2nd-RB-Tallmadge), **Mike Gray** (2nd-LB-Tallmadge), **Evan Laube** (2nd-LB-Revere), and **Joe Vassalotti** (Co-Coach of Year-Tallmadge).

## TOP PERFORMERS:

- **Copley**—Delone Carter had for 2,538 yards rushing and 28 touchdowns on 324 carries.
- **Green**—Billy Cundiff passed for 1,050 yards and 15 touchdowns (7 games) with career stats—217 of 403 for 3,185 yards and 36 touchdowns. Jesse Zimmerman caught 39 passes for 666 yards and 10 touchdowns.
- **Highland**—Carl Contrascier scored 46 points (7 of 12 on field goals and 25 of 29 on extra points)..
- **Revere**—Evan Laube scored 122 points, had 1,284 yards rushing, and recorded 102 tackles.
- **Tallmadge**—Jamel Miller rushed for 2,278 yards and scored 24 touchdowns (144 points (324 for his career). Cory Hindel made 49 of 56 extra-point attempts, 6 of 9 field goal attempts, and had 21 touchbacks (Career-17 FGs, 71 PATs, and 122 points). Mike Gray had 152 tackles.

## SUMMARY:

- **Teams entered Week four, start of league play, with a 17-7 record against non-league competition.**
- **Week 4:** Tallmadge defeated Revere 33 to 27 in double-overtime. The visiting Blue Devils scored 26 of their points off four Minutemen turnovers. Tallmadge scored 20 unanswered points to erase a 14-0 deficit but the Revere fought back to tie the game in 4th but missed the extra point. In the second overtime, Carlo Testa intercepted a Revere pass and then Jamel Miller had a 16 yard rushing touchdown to win the game. Green beat Highland 35 to 17 with the efforts of Bill Cundiff (9 of 13 for 156 yards and 3 scores), Jesse Zimmerman (5 receptions for 116 yards and two touchdowns), and Drew McDermitt (128 yards rushing and a touchdown). Copley beat Norton 41 to 6 with Delone Carter rushing for 246 yards.
- **Week 5:** Copley defeated Tallmadge 25 to 16. Tallmadge was down 16-19 but at the Indians 10 yard line when Copley's Andrew Larizza intercepted a pass and returned in 97 yards to score with 16.6 seconds remaining in the game to cap off the victory for the Indians. Delone Carter rushed for 226 yards for the Indians. Green beat Wadsworth 31 to 6 as Drew McDermitt (109 yards rushing) and Billy Cundiff (6 of 9 for 91 yards) led the way for the Bulldogs.
- **Week 6:** Green defeated Copley 35 to 21 behind the efforts of Billy Cundiff (16 of 20 for 268 yards and four touchdowns), Corey Welch (124 yards rushing on 28 carries), and Pat Zimmerman (7 receptions for 149 yards). Revere beat Cloverleaf 42 to 0 with Evan Laube (140 yards rushing and scored three touchdowns). Wadsworth beat Norton 40 to 6 as the Grizzlie defense recorded five interceptions including a 94-yard interception return by Kyle Bednar. Tallmadge defeated Highland 49 to 14 as Jamel Miller rushed for 126 yards and scored four touchdowns.
- **Week 7:** Revere defeated Green 14 to 7 behind Evan Laube's 175 yards rushing. Green lost all-league quarterback Billy Cundiff in the game (he did not return the remainder of the season). Tallmadge defeated Norton 74 to 7 with Jamel Miller rushing for 205 yards and three touchdowns on 14 carries. Copley beat Wadsworth 48 to 7 as Delone Carter rushed for 234 yards and four touchdowns.
- **Week 8:** Green overcame a 14 point deficit to rally and beat Cloverleaf 30 to 27. The winning score proved to be a Jesse Zimmerman diving catch in the end zone—the 27 yard reception came on a fourth-and-21. Copley beat Revere 18 to 10. The Indians held a 12 to 10 lead with 1:50 to play and Revere driving when Andrew Larizza intercepted a pass and returned it 47 yards to set up a one yard touchdown run to seal the game. Tallmadge defeated Wadsworth 30 to 16 as Jamel Miller rushed for 284 yards and two touchdowns.
- **Week 9:** Tallmadge outgained Green 307 to 145 to secure a 31 to 12 victory over the Bulldogs. The Blue Devils were led by Jamel Miller (191 yards rushing) on offense and Mike Gray, Justin Yelling, and Sandy Kline on defense. Copley rallied from a 14 point deficit to defeat Cloverleaf 49 to 21 behind Delone Carter (282 yards rushing and 3 touchdowns).
- **Week 10:** Tallmadge beat Cloverleaf 43 to 22 (Jamel Miller had 175 yards rushing on just 14 carries). Green defeated Norton 41 to 0 (Bulldog defense only allowed 62 total yards and forced three turnovers). Copley beat Highland 26 to 14 (Delone Carter had 162 yards rushing and Michael Garden had 92 yard kickoff return). Copley, Green and Tallmadge all shared the league title with all three splitting head-to-head match ups (Green beat Copley, Copley beat Tallmadge, Tallmadge beat Green). This was Tallmadge's first Suburban League title.
  - **Note**—On October 19, Revere reported to the Ohio High School Athletic Association that it had forfeit four games (3 of them league games) for using an ineligible player—player did not pass the sufficient number of classes required by the OHSAA. One key game was a 14-7 win over Green, the forfeit allows Green to gain a tie for the league title and clinch a home playoff game.
- **Playoffs:** Three league teams made the playoffs—Copley, Green, and Tallmadge.
  - Green lost to Canton McKinley 7 to 34 in the first round. Copley beat Garfield 27 to 21 in the first round and then defeated Nordon 41 to 38 in the second round. Tallmadge beat Parma Normandy 37 to 7 in the first round and then defeated Maple Heights 42 to 12 in the second round.
  - In the regional championship, Tallmadge defeated Copley 10 to 7 despite being outgained 298 to 187 (Delone Carter had 242 yards on 30 carries). Copley lined up for a game-tying 37 yard field goal attempt with 2:15 to play but the snap was botched. Tallmadge then lost to Avon Lake 14-33 in the state semi-final game.

# 2004 Suburban League Football

		League Record				Overall Record				Opponents' Record			League Scoring			Overall Scoring			Playoff Region	Playoff Rank
		W	L	T	%	W	L	T	%	W	L	%	Scored	Allowed	Diff	Scored	Allowed	Diff		
1	Tallmadge	6	1	0	0.86	12	2	0	0.86	51	49	0.5	277	123	154	474	224	250	DII-Reg 5	1st
2	Copley	6	1	0	0.86	10	3	0	0.77	58	42	0.6	228	109	119	363	214	149	DII-Reg 5	3rd
3	Green	6	1	0	0.86	8	3	0	0.73	47	53	0.5	198	116	82	281	170	111	DI-Reg 2	4th
4	Highland	4	3	0	0.57	7	3	0	0.7	51	49	0.5	171	162	9	240	193	47	DIII-Reg 9	10th
5	Revere	2	5	0	0.29	3	7	0	0.3	50	50	0.5	192	84	108	302	117	185	DII-Reg 5	24th
6	Wadsworth	2	5	0	0.29	5	5	0	0.5	49	51	0.5	130	181	-51	211	202	9	DI-Reg 2	16th
7	Cloverleaf	2	5	0	0.29	4	6	0	0.4	52	48	0.5	118	244	-126	189	292	-103	DII-Reg 6	26th
8	Norton	0	7	0	0	1	9	0	0.1	62	38	0.6	32	327	-295	66	412	-346	DIII-Reg 9	29th
<b>TOTAL</b>		<b>28</b>	<b>28</b>	<b>0</b>	<b>0.5</b>	<b>50</b>	<b>38</b>	<b>0</b>	<b>0.57</b>	<b>420</b>	<b>380</b>	<b>0.5</b>	<b>1346</b>	<b>1346</b>	<b>0</b>	<b>2126</b>	<b>1824</b>	<b>302</b>		

Note: Records reflect Revere forfeiting wins against North Royalton (31-0), Highland (31-13), Cloverleaf (42-0), and Green (14-7) due to use of academically ineligible player.

	Cloverleaf Colts	Copley Indians	Green Bulldogs	Highland Hornets	Norton Panthers	Revere Minutemen	Tallmadge Blue Devils	Wadsworth Grizzlies
	4-6, 2-5	10-3, 6-1	8-3, 6-1	7-3, 4-3	1-9, 0-7	3-7, 2-5	12-2, 6-1	5-5, 2-5
1 8/27/2004	Cloverleaf (16) @ Timken (7)	Copley (12) @ Lake (26)	Hoover (15) @ Green (18)	Orrville (21) @ Highland (25)	Coventry (6) @ Norton (21)	Revere (48) @ Woodridge (6)	Tallmadge (48) @ Field (13)	Padua (0) @ Wadsworth (24)
2 9/3/2004	Triway (20) @ Cloverleaf (36)	Copley (13) @ Twinsburg (3)	Green (42) @ Springfield (12)	Buckeye (10) @ Highland (13)	Kenmore (13) @ Norton (21)	North Royalton (0) @ Revere (31)	Ellet (23) @ Tallmadge (33)	Wadsworth (23) @ Cuyahoga Falls (7)
3 9/10/2004	Cloverleaf (19) @ Coventry (21)	Orrville (7) @ Twinsburg (35)	Garfield (27) @ Green (23)	Highland (31) @ Fairview (0)	Norton (7) @ Northwest (51)	Revere (24) @ Brecksville (27)	North (6) @ Tallmadge (13)	Medina (14) @ Wadsworth (34)
4 9/17/2004	Wadsworth (27) @ Cloverleaf (6)	Norton (6) @ Copley (41)	Highland (17) @ Green (35)	Highland (17) @ Green (35)	Norton (6) @ Copley (41)	Tallmadge (33) @ Revere (27)	Tallmadge (33) @ Revere (27)	Wadsworth (27) @ Cloverleaf (6)
5 9/24/2004	Cloverleaf (42) @ Norton (13)	Copley (25) @ Tallmadge (16)	Green (31) @ Wadsworth (6)	Revere (31) @ Highland (13)	Cloverleaf (42) @ Norton (13)	Revere (31) @ Highland (13)	Copley (25) @ Tallmadge (16)	Green (31) @ Wadsworth (6)
6 10/1/2004	Cloverleaf (0) @ Revere (42)	Green (35) @ Copley (21)	Green (35) @ Copley (21)	Highland (14) @ Tallmadge (49)	Norton (6) @ Wadsworth (40)	Cloverleaf (0) @ Revere (42)	Highland (14) @ Tallmadge (49)	Norton (6) @ Wadsworth (40)
7 10/8/2004	Highland (0) @ Cloverleaf (40)	Wadsworth (7) @ Copley (48)	Revere (14) @ Green (7)	Highland (40) @ Cloverleaf (0)	Tallmadge (75) @ Norton (7)	Revere (14) @ Green (7)	Tallmadge (75) @ Norton (7)	Wadsworth (7) @ Copley (48)
8 10/15/2004	Green (30) @ Cloverleaf (27)	Copley (18) @ Revere (10)	Green (30) @ Cloverleaf (27)	Norton (0) @ Highland (49)	Norton (0) @ Highland (49)	Copley (18) @ Revere (10)	Wadsworth (16) @ Tallmadge (30)	Wadsworth (16) @ Tallmadge (30)
9 10/22/2004	Cloverleaf (21) @ Copley (49)	Cloverleaf (21) @ Copley (49)	Green (12) @ Tallmadge (31)	Highland (24) @ Wadsworth (21)	Revere (39) @ Norton (0)	Revere (39) @ Norton (0)	Green (12) @ Tallmadge (31)	Highland (24) @ Wadsworth (21)
10 10/29/2004	Tallmadge (43) @ Cloverleaf (22)	Copley (26) @ Highland (14)	Norton (0) @ Green (41)	Copley (26) @ Highland (14)	Norton (0) @ Green (41)	Wadsworth (13) @ Revere (36)	Tallmadge (43) @ Cloverleaf (22)	Wadsworth (13) @ Revere (36)
P#1 11/5/2004		Garfield (21) @ Copley (27)	McKinley (34) @ Green (7)				Normandy (7) @ Tallmadge (37)	
P#2 11/12/2004		Copley (41) Vs. Nordonia (38)					Tallmadge (42) Vs. Maple Heights (12)	
P#3 11/19/2004		Copley (7) Vs. Tallmadge (10)					Tallmadge (10) Vs. Copley (7)	
P#4 11/26/2004							Tallmadge (14) Vs. Avon Lake (33)	

Note: Revere forfeited wins against North Royalton (31-0), Highland (31-13), Cloverleaf (42-0), and Green (14-7) due to use of academically ineligible player.

SCHOOL	TEAM	NAME	GRADE	SCHOOL	TEAM	NAME	GRADE
Cloverleaf	1st	Steve Kuzyk	11	Cloverleaf	2nd	David Whelan	11
Cloverleaf	1st	Ryan Phillips	12	Cloverleaf	2nd	Mike Detwiller	11
Copley	1st	Delone Carter	11	Cloverleaf	2nd	Dan Risco	11
Copley	1st	Deandre Williams	12	Cloverleaf	2nd	Ryan Andel	12
Copley	1st	A.J. Haas	12	Copley	2nd	Ryan Charles	12
Copley	1st	Eric Borrell	12	Copley	2nd	Jason Mourtry	12
Copley	1st	Joe Millings	12	Copley	2nd	Mitch Rasins	12
Copley	1st	Andrew Larizza	12	Copley	2nd	Mike Garden	12
Green	1st	Bill Cundiff	12	Green	2nd	Phil Dickey	12
Green	1st	Pat Zimmerman	12	Green	2nd	Drew McDermitt	12
Green	1st	Ryan Callahan	12	Green	2nd	Cory Welch	10
Green	1st	Nathaniel Porter	12	Green	2nd	Joe Dies	11
Green	1st	Jesse Zimmerman	12	Green	2nd	Lex Golden	12
Highland	1st	Tom Jarrett	12	Highland	2nd	Bill Lonjak	12
Highland	1st	Mike Smith	12	Highland	2nd	Joe Guilk	12
Highland	1st	Nick Turner	12	Highland	2nd	Jim McGill	12
Highland	1st	Mike Polasky	12	Highland	2nd	Brian Krause	12
Highland	1st	Chance Farnsworth	11	Highland	2nd	Tony Perrine	12
Norton	1st	Matt Tasz	12	Norton	2nd	Matt Wheeland	12
Revere	1st	Evan Labue	12	Revere	2nd	Frank Simko	12
Revere	1st	Zaid Khatib	12	Revere	2nd	Brandon Battig	12
Revere	1st	Nick Landi	12	Revere	2nd	Chris Garman	12
Revere	1st	Brandon Fredericks	12	Revere	2nd	Derek Muffley	12
Revere	1st	Tom Romito	11	Tallmadge	2nd	Greg Kumse	12
Tallmadge	1st	Mike Gray	12	Tallmadge	2nd	Justin Yelling	11
Tallmadge	1st	Tony Cover	12	Tallmadge	2nd	Allen Price	11
Tallmadge	1st	Brandon McHugh	12	Tallmadge	2nd	Andrew Hill	11
Tallmadge	1st	Carlo Testa	12	Wadsworth	2nd	Jordan Bussan	12
Tallmadge	1st	Jiannia Karvounides	11	Wadsworth	2nd	Nate Glasgow	11
Tallmadge	1st	Kyle Harrison	11	Wadsworth	2nd	Matt Handshue	12
Tallmadge	1st	Jamal Miller	11	Wadsworth	2nd	Kyle Kurowski	12
Tallmadge	1st	Cory Hindel	12				
Wadsworth	1st	Michael Adams	12				
Wadsworth	1st	Brian Svenson	12				

# 2003 Suburban League Football

## FACILITY:

- **Green**—renovated Memorial Stadium (bleachers, press box, scoreboard, and field house).
- **Revere**—added new home bleachers and press box as well as naming the stadium after longtime coach, Joseph F. Pappano.

## COACHING CHANGES:

- **Revere**—Terry Cistone replaced Joe Pappano

## ALL-OHIOANS:

- Clint Cochran (1st-QB-Wadsworth), Paul Macko (2nd-RB-Wadsowrth), K.L. Smith (1st-DB-Copley), Joel Belding (2nd-OL-Cloverleaf), and Ben Malecki (2nd-OL-Highland).

## TOP PERFORMERS:

- **Copley**—K.L. Smith rushed for 1,326 yards and 19 touchdowns as well as 76 tackles and 4 interceptions. David Csepe completed 130 of 234 for 1,644 and 15 touchdowns.
- **Green**—Billy Cundiff completed 93 of 168 for 1,412 yards and 14 touchdowns. Brian Misutka had seven interceptions (3 returned for touchdowns). David Lough (also an All-Beacon soccer player) was 31 of 33 on extra points and 4 of 6 on field goals as well as gaining 592 yards on receptions, rushing, and kick returns.
- **Revere**—Tyler Thurn had 567 yards receiving on 49 receptions.
- **Tallmadge**—Cory Hindel made 22 extra-points and 11 field goals for 55 points.
- **Wadsworth**—
  - Paul Macko scored 152 points, rushed for 1,163 yards and 17 touchdowns on 137 carries, had 70 receptions for 936 yards and eight touchdowns. For his career he had 242 points, 2,106 yards on 266 carries, 131 receptions for 1,767 yards, 548 punt return yards on 61 attempts, and 787 kickoff return yards on 43 attempts.
  - Clint Cochran completed 191 of 309 passes (62%) for 2,926 yards and 24 touchdowns. For his career he was 349 of 581 for 5,110 yards and 37 touchdowns.
  - Mike Marshall had 57 receptions for 955 yards and 11 touchdowns. For his career, he had 102 receptions for 1,636 yards and 19 touchdowns.

## SUMMARY:

- **Teams entered Week four, start of league play, with a 15-8 record against non-league competition.**
- **Week 4:** Green defeated visiting Copley 19 to 15. Green's 88-yard drive at the start of the fourth quarter ended with a Ray Kent touchdown run with 8:43 proved to be the winning score. K.L. Smith rushed for 133 yards for the Indians while Drew McDermitt rushed for 111 yards for the Bulldogs. Highland beat Norton 37 to 17 even though Panther's quarterback Matt Malo passed for 207 yards and a touchdown. Wadsworth beat Tallmadge 34 to 27 with outstanding performance by Paul Macko (234 yards rushing on 22 carries, 4 receptions for 52 yards, and four scores). Blue Devils' Kyler Harrison returned a kickoff 99 yards for a score.
- **Week 5:** Cloverleaf held on to beat Tallmadge 21 to 14 with a tough running game. The Colts overcame 161 yards in penalties and the individual efforts of the Blue Devils (Allen Price passed for 200 yards including a 98 yard touchdown to Carlo Testa who finished with 139 yards receiving). Copley defeated Revere 20 to 0 as the Indians defense held Revere to 28 yards rushing and converted two Minutemen fumbles into fourteen points.
- **Week 6:** Visiting Wadsworth beat Copley 21 to 7 behind an opportunistic defense and stout offensive play. The Grizzlies' defense forced an interception, a fumble, and a turnover-on-downs deep into their own territory. Wadsworth's offense was led by Clint Cochran (172 passing yards) and Paul Macko (141 rushing yards and 99 reception yards) while the Indians were led by Marcus Gould (120 yards rushing). Green beat Tallmadge 17 to 3 after the game was suspended just after halftime and finished the following day (Bulldogs were winning 10-3 when the game was suspended). Highland beat Cloverleaf 42 to 21. Marcus Rose threw for 302 yards for the Colts with Jim Siekbert having 222 yards receiving.
- **Week 7:** Green beat Wadsworth 42 to 21. The Bulldogs used the brute force in rainy and muddy conditions to outplay Grizzlies' skill advantage. Green had 20 first downs and rushed for 270 yards (Ray Kent had 139 yards and Drew McDermitt had 120 yards). Wadsworth only had 6 first downs, 192 yards passing, and minus 15 yards rushing. Norton defeated Tallmadge 27 to 21 as the Panthers broke a tie game late in the 4th with a 10-yard TD run by Suggett.
- **Week 8:** Copley beat Highland 31 to 24 by scoring three unanswered touchdowns to overcome a 12 point halftime deficit. David Csepe was 9 of 13 for 212 yards and three touchdowns. Tallmadge's Jamel Miller scored on a 10-yard run with 2:07 to play to help the Blue Devils beat Revere 13 to 12. Nick Landi had 111 yards rushing for the Minutemen. Wadsworth beat Cloverleaf 38 to 3 with efforts from Clint Cochran (272 yards passing) and Paul Macko (91 yards rushing and 70 yards receiving).
- **Week 9:** Copley defeated Norton 14 to 7 as K.L. Smith (90 yards rushing) scored two first quarter touchdowns that proved to be enough. Wadsworth beat Revere 27 to 19. The Grizzlies drove the ball 73 yards to score with 4:08 remaining and then tured away a successful last minute drive by the Minutemen, who got inside the five, with two big sacks.
- **Week 10:** Green beat Revere 35 to 14 to capture the league title. Billy Cundiff was 12 of 17 for 172 yards and four touchdowns. Copley defeated Tallmadge 15 to 12 in overtime. Tallmadge had an extra point blocked at the end of regulation and Chris Louis made a 27-yard field goal to win it in overtime.
- **Playoffs:** Three league teams made the playoffs—Copley, Green, and Wadsworth. Copley beat Padua 27 to 14 in the first round. Wadsworth beat Green 41 to 14 in the first round (the Grizzlies had lost to the Bulldogs 42 to 21 in Week 7 giving Wadsworth its

# 2003 Suburban League Football

		League Record				Overall Record				Opponents' Record			League Scoring			Overall Scoring			Playoff Region	Playoff Rank
		W	L	T	%	W	L	T	%	W	L	%	Scored	Allowed	Diff	Scored	Allowed	Diff		
1	Green	7	0	0	1	8	2	0	0.8	45	45	0.5	193	60	133	270	141	129	DI-Reg 2	4th
2	Wadsworth	6	1	0	0.86	10	3	0	0.77	51	48	0.5	243	131	112	437	252	185	DI-Reg 2	5th
3	Copley	5	2	0	0.71	9	4	0	0.69	53	46	0.5	151	100	51	295	200	95	DII-Reg 5	5th
4	Highland	4	3	0	0.57	5	5	0	0.5	54	45	0.5	181	148	33	268	214	54	DIII-Reg 9	14th
5	Norton	2	5	0	0.29	4	6	0	0.4	53	46	0.5	93	201	-108	183	271	-88	DIII-Reg 9	20th
6	Cloverleaf	2	5	0	0.29	4	6	0	0.4	47	52	0.5	83	185	-102	178	226	-48	DII-Reg 6	21st
7	Tallmadge	1	6	0	0.14	4	6	0	0.4	55	44	0.6	97	166	-69	171	186	-15	DII-Reg 5	14th
8	Revere	1	6	0	0.14	3	7	0	0.3	57	42	0.6	87	137	-50	138	224	-86	DIII-Reg 9	21st
<b>TOTAL</b>		<b>28</b>	<b>28</b>	<b>0</b>	<b>0.5</b>	<b>47</b>	<b>39</b>	<b>0</b>	<b>0.55</b>	<b>415</b>	<b>368</b>	<b>0.5</b>	<b>1128</b>	<b>1128</b>	<b>0</b>	<b>1940</b>	<b>1714</b>	<b>226</b>		

	Cloverleaf Colts	Copley Indians	Green Bulldogs	Highland Hornets	Norton Panthers	Revere Minutemen	Tallmadge Blue Devils	Wadsworth Grizzlies
	4-6, 2-5	9-4, 5-2	8-2, 7-0	5-5, 4-3	4-6, 2-5	3-7, 1-6	4-6, 1-6	10-3, 6-1
1 8/22/2003	Tinken (6) @ Cloverleaf (40)	Manchester (7) @ Copley (35)	Green (3) @ Hoover (40)	Highland (26) @ Orrville (35)	Norton (36) @ Coventry (24)	Avon Lake (49) @ Revere (0)	Field (7) @ Tallmadge (35)	Wadsworth (21) @ Padua (24)
2 8/29/2003	Cloverleaf (20) @ Triway (35)	Twinsburg (17) @ Copley (20)	Springfield (0) @ Green (45)	Highland (25) @ Buckeye (28)	Kennore (14) @ Norton (40)	Revere (10) @ North Royalton (0)	Tallmadge (12) @ Ellet (0)	Cuyahoga Falls (7) Vs. Wadsworth (44)
3 9/5/2003	Coventry (0) @ Cloverleaf (35)	Copley (14) @ Orrville (25)		Fairview (3) @ Highland (36)	Northwest (32) @ Norton (14)	Brecksville (38) @ Revere (41)	North (13) @ Tallmadge (27)	Wadsworth (31) @ Medina (28)
4 9/12/2003	Revere (7) @ Cloverleaf (14)	Copley (15) @ Green (19)	Copley (15) @ Green (19)	Highland (37) @ Norton (17)	Highland (37) @ Norton (17)	Revere (7) @ Cloverleaf (14)	Tallmadge (27) @ Wadsworth (34)	Tallmadge (27) @ Wadsworth (34)
5 9/19/2003	Cloverleaf (21) @ Tallmadge (14)	Revere (0) @ Copley (20)	Green (31) @ Highland (12)	Green (31) @ Highland (12)	Wadsworth (57) @ Norton (13)	Revere (0) @ Copley (20)	Cloverleaf (21) @ Tallmadge (14)	Wadsworth (57) @ Norton (13)
6 9/26/2003	Cloverleaf (21) @ Highland (42)	Copley (21) @ Wadsworth (31)	Tallmadge (3) @ Green (17)	Cloverleaf (21) @ Highland (42)	Norton (8) @ Revere (29)	Norton (8) @ Revere (29)	Tallmadge (3) @ Green (17)	Copley (21) @ Wadsworth (31)
7 10/3/2003	Copley (35) @ Cloverleaf (7)	Copley (35) @ Cloverleaf (7)	Wadsworth (21) @ Green (42)	Highland (20) @ Revere (6)	Norton (27) @ Tallmadge (21)	Highland (20) @ Revere (6)	Norton (27) @ Tallmadge (21)	Wadsworth (21) @ Green (42)
8 10/10/2003	Cloverleaf (3) @ Wadsworth (38)	Highland (24) @ Copley (31)	Green (36) @ Norton (0)	Highland (24) @ Copley (31)	Green (36) @ Norton (0)	Revere (12) @ Tallmadge (13)	Revere (12) @ Tallmadge (13)	Cloverleaf (3) @ Wadsworth (38)
9 10/17/2003	Cloverleaf (10) @ Green (28)	Copley (14) @ Norton (7)	Cloverleaf (10) @ Green (28)	Tallmadge (7) @ Highland (40)	Copley (14) @ Norton (7)	Revere (19) @ Wadsworth (27)	Tallmadge (7) @ Highland (40)	Revere (19) @ Wadsworth (27)
10 10/24/2003	Norton (21) @ Cloverleaf (7)	Tallmadge (12) @ Copley (15)	Green (35) @ Revere (14)	Wadsworth (35) @ Highland (6)	Norton (21) @ Cloverleaf (7)	Green (35) @ Revere (14)	Tallmadge (12) @ Copley (15)	Wadsworth (35) @ Highland (6)
P#1 11/1/2003		Copley (27) @ Padua (14)	Wadsworth (41) @ Green (14)					Wadsworth (41) @ Green (14)
P#2 11/7/2003		Copley (38) Vs. Howland (16)						Wadsworth (45) Vs. Hoover (33)
P#3 11/14/2003		Copley (10) Vs. Chardon (21)						Wadsworth (12) Vs. St. John's (15)

SCHOOL	TEAM	NAME	GRADE	SCHOOL	TEAM	NAME	GRADE
Cloverleaf	1st	Joel Belding		Cloverleaf	2nd	Drew Bachtel	
Cloverleaf	1st	Cody Beshire		Cloverleaf	2nd	Chris Hoops	
Copley	1st	KL Smith		Cloverleaf	2nd	Jimmy Siekbert	
Copley	1st	Bryson Davis		Cloverleaf	2nd	John Morfchak	
Copley	1st	Eric Kassel		Copley	2nd	Chris Louis	
Copley	1st	Eric Borrell		Copley	2nd	Andrew Larizza	
Copley	1st	Leo Saniuk		Copley	2nd	Jonah Wilson	
Green	1st	Chad Beck		Copley	2nd	Joe Millings	
Green	1st	Ray Kent		Green	2nd	Brandon Graham	
Green	1st	Brian Misutka		Green	2nd	Doug Stephens	
Green	1st	Sean Miller		Green	2nd	Mike Taggart	
Green	1st	Cody Robinson		Green	2nd	Jesse Zimmerman	
Green	1st	Bill Cundiff		Green	2nd	Pat Zimmerman	
Green	1st	Drew McDermitt		Highland	2nd	Dan Thoburn	
Highland	1st	Brent Collier		Highland	2nd	Tom Jarrett	
Highland	1st	Stevore Gubbins		Highland	2nd	Curtis Miller	
Highland	1st	Ben Malecki		Highland	2nd	Joe Gulick	
Highland	1st	Andrew Krakowski		Norton	2nd	Brian Friend	
Norton	1st	Matt Guarnieri		Norton	2nd	Dennis McGlone	
Norton	1st	Matt Malo		Norton	2nd	A.J. Nail	
Norton	1st	Luke Zak		Norton	2nd	Matt Tasz	
Revere	1st	Jon Zak		Revere	2nd	Tyler Thurn	
Tallmadge	1st	Tony Cover		Revere	2nd	Josh Burkett	
Tallmadge	1st	Kyle Harrison		Revere	2nd	Aaron Kraus	
Wadsworth	1st	Luke Busson		Tallmadge	2nd	Mike Gray	
Wadsworth	1st	Clint Cochran		Tallmadge	2nd	Carlo Testa	
Wadsworth	1st	Matt Handshue		Wadsworth	2nd	Mike Marshall	
Wadsworth	1st	Paul Macko		Wadsworth	2nd	Alex McIlvaine	
Wadsworth	1st	Adam Melton		Wadsworth	2nd	Josh McInturff	
Wadsworth	1st	Joe Scavuzzo		Wadsworth	2nd	Cole Miller	

# 2002 Suburban League Football

## FACILITY:

- **Wadsworth**—added new home field house on the south end to Art Wright Stadium (phase 3 of 5).

## COACHING CHANGES:

- **Highland**—Tim Snook replaced John Hopkins
- **Tallmadge**—Joe Vassalotti replaced Jeff Moore

## ALL-OHIOANS:

- Andrew Wellock (1st-K-Green), Devon Johnson (2nd-OL-Copley), Paul Dannemiller (2nd-LB-Green), and Elijah Blower (2nd-RB-Highland).

## TOP PERFORMERS:

- **Copley**—K.L. Smith rushed for ??? yards.
- **Green**—Andrew Wellock 28 of 28 extra-point kicks and 12 of 18 field goal attempts with career stats of 68 of 71 on PAT's and 23 of 34 on field goal attempts (137 points). Paul Dannemiller had ?? yards rushing and ?? tackles.
- **Highland**—Elijah Blower rushed for 1,208 yards on 210 carries and scored 15 touchdowns. Blower had 2,680 rushing yards and 35 touchdowns for his career—242 points.
- **Wadsworth**—Paul Macko rushed for 706 yards had 57 receptions for 765 yards. Clint Cochran completed 154 of 261 for 2,126 yards and 13 touchdowns. Mike Marshall had 46 receptions for 716 yards and 8 touchdowns.

## SUMMARY:

- **Teams entered Week four, start of league play, with a 15-9 record against non-league competition.**
- **Week 4:** Green defeated Copley 20 to 17 in overtime. Copley, up by three, had a fourth down at their own 45-yardline with nine seconds left when the ball was snapped over the punters head and resulted in Green ball at Copley's 10 with four seconds left. Green's Andrew Wellock kicked the field goal to go into overtime and then kicked a field goal in overtime to win it. Revere beat Cloverleaf 34 to 27 in overtime as Tom Sustersic had four touchdown runs. Revere got a touchdown late in the fourth quarter and converted the 2-point conversion to tie the game at 27 to 27 before winning in overtime. Norton defeated Highland in overtime 36 to 33. Highland scored two fourth quarter touchdowns to take a 30-23 lead before Norton's Justin Fowler tied it on a 51-yard run with 2:28 to play. Highland kicked a FG in overtime but Norton's Tyler Turchin scored a touchdown to win it for the Panthers.
- **Week 5:** Copley beat Revere 21 to 14. After Revere scored to tie the game in the fourth quarter, Copley returned the ensuing kickoff 48 yards and then scored then scored the winning touchdown two minutes later. Wadsworth beat Norton 31 to 7 behind the efforts of Clint Cochran (16 of 22 for 251 yards) and Paul Macko (83 yards rushing and 93 yards receiving). Green defeated Highland 31 to 7 behind the efforts of Bulldog Billy Cundiff (8 for 14 for 142) and inspite of the efforts of Hornet Elijah Blower (133 yards rushing).
- **Week 6:** Wadsworth defeated Copley 21 to 7 with the efforts of Paul Macko (rushing for 141 yards as well as catching seven passes for 99 yards) and Clint Cochran (12 of 20 for 172 yards). Norton outgained Revere 250-104 and forced three Minutemen turnovers in their 6 to 0 victory. Green beat Tallmadge 17 to 0 as the Bulldog defense limited the Blue Devils to seven first downs and 86 yards in the shutout win.
- **Week 7:** Green defeated Wadsworth 21 to 7 on a windy-muddy evening. The Bulldogs rushed for 279 yards (Ray Kent—139 yards on 20 carries and Drew McDermitt—120 yards on 27 carries) and their defense held the Grizzlies to — 15 yards on the ground and 192 yards passing. Highland defeated Revere 20 to 7 as Elijah Blower rushed for 194 yards on 24 carries.
- **Week 8:** Wadsworth beat Cloverleaf 42-21 as they outgained them 492-172. Paul Macko had 179 yards from scrimmage and Clint Cochran was 16 of 20 with two touchdown passes. Nate Haigh of Cloverleaf returned the opening kick-off 88 yards for a touchdown for 1/3 of the Colts points.
- **Week 9:** Revere overcame a 9-point deficit to beat Wadsworth 21 to 17, Minutemen's leading taking score was a 9-yard run by Evan Laube midway through the fourth quarter. Copley defeated Norton 20 to 10 with efforts of David Csepe (15 of 20 for 183 yards) and Jared Ellerson (6 receptions for 93 yards).
- **Week 10:** Green wrapped up an unbeaten Suburban League record by beating Revere 25 to 7 behind Drew McDermitt (136 yards rushing) and Ray Kent (95 yards rushing). Copley beat Tallmadge 9 to 6 behind the efforts of K.L. Smith (162 yards rushing). The Indians scored and converted the PAT in the first quarter and the Blue Devils missed their conversion after a score midway throught he 3rd quarter—Copley got a safety late in the fourth.
- **Playoffs:** Four league teams made the playoffs—Copley, Green, Revere, and Wadsworth. In the first round, Copley lost to Avon Lake 7 to 24 while Wadsworth lost to Hudson 28 to 42. Green and Revere had a rematch as the Bulldogs beat the Minutemen 13 to 9 with a drive late in the fourth quarter which resulted in a Ray Kent 10-yard run with 1:39 to play. Green lost in round two to Nordon 7 to 16.

# 2002 Suburban League Football

		League Record				Overall Record				Opponents' Record			League Scoring			Overall Scoring			Playoff Region	Playoff Rank
		W	L	T	%	W	L	T	%	W	L	%	Scored	Allowed	Diff	Scored	Allowed	Diff		
1	Green	7	0	0	1	10	2	0	0.83	50	50	0.5	174	44	130	259	89	170	DII-Reg 7	1st
2	Wadsworth	5	2	0	0.71	7	4	0	0.64	50	50	0.5	199	116	83	293	201	92	DI-Reg 2	6th
3	Copley	5	2	0	0.71	7	4	0	0.64	49	51	0.5	133	87	46	208	143	65	DII-Reg 7	7th
4	Norton	4	3	0	0.57	6	4	0	0.6	53	47	0.5	100	139	-39	189	196	-7	DIII-Reg 10	12th
5	Revere	3	4	0	0.43	5	6	0	0.45	58	42	0.6	106	123	-17	157	177	-20	DII-Reg 7	8th
6	Highland	2	5	0	0.29	4	6	0	0.4	54	46	0.5	124	176	-52	197	200	-3	DIII-Reg 10	17th
7	Tallmadge	1	6	0	0.14	3	7	0	0.3	54	46	0.5	88	150	-62	141	204	-63	DII-Reg 7	18th
8	Cloverleaf	1	6	0	0.14	2	8	0	0.2	41	59	0.4	106	195	-89	131	248	-117	DII-Reg 7	23rd
<b>TOTAL</b>		<b>28</b>	<b>28</b>	<b>0</b>	<b>0.5</b>	<b>44</b>	<b>41</b>	<b>0</b>	<b>0.52</b>	<b>409</b>	<b>391</b>	<b>0.5</b>	<b>1030</b>	<b>1030</b>	<b>0</b>	<b>1575</b>	<b>1458</b>	<b>117</b>		

		Cloverleaf Colts	Copley Indians	Green Bulldogs	Highland Hornets	Norton Panthers	Revere Minutemen	Tallmadge Blue Devils	Wadsworth Grizzlies
		2-8, 1-6	7-4, 5-2	10-2, 7-0	4-6, 2-5	6-4, 4-3	5-6, 3-4	3-7, 1-6	7-4, 5-2
1	8/23/2002	Cloverleaf (9) @ Timken (13)	Copley (14) @ Manchester (15)	Hoover (13) @ Green (3)	North (0) @ Highland (23)	Coventry (12) @ Norton (48)	Revere (7) @ Avon Lake (28)	Tallmadge (17) @ Field (6)	Barberton (6) @ Wadsworth (28)
2	8/30/2002	Medina (28) @ Cloverleaf (0)	Copley (28) @ Twinsburg (10)	Green (10) @ Ellet (0)	Buckeye (17) @ Highland (15)	Kenmore (7) @ Norton (27)	North (6) @ Revere (14)	Tallmadge (14) @ Springfield (7)	Wadsworth (12) @ Cuyahoga Falls (14)
3	9/6/2002	Cloverleaf (16) @ Coventry (12)	Orrville (7) @ Copley (26)	St. Thomas Aquinas (7) @	Highland (35) @ Fairview (7)	Norton (14) @ Northwest (38)	Revere (21) @ Brecksville (7)	North (41) @ Tallmadge (22)	Medina (23) @ Wadsworth (26)
4	9/13/2002	Cloverleaf (27) @ Revere (34)	Green (20) @ Copley (17)	Green (20) @ Copley (17)	Norton (36) @ Highland (33)	Norton (36) @ Highland (33)	Cloverleaf (27) @ Revere (34)	Wadsworth (41) @ Tallmadge (20)	Wadsworth (41) @ Tallmadge (20)
5	9/20/2002	Tallmadge (7) @ Cloverleaf (28)	Copley (21) @ Revere (14)	Highland (7) @ Green (31)	Highland (7) @ Green (31)	Norton (7) @ Wadsworth (31)	Copley (21) @ Revere (14)	Tallmadge (7) @ Cloverleaf (28)	Norton (7) @ Wadsworth (31)
6	9/27/2002	Highland (27) @ Cloverleaf (0)	Wadsworth (21) @ Copley (7)	Green (17) @ Tallmadge (0)	Highland (27) @ Cloverleaf (0)	Revere (0) @ Norton (6)	Revere (0) @ Norton (6)	Green (17) @ Tallmadge (0)	Wadsworth (21) @ Copley (7)
7	10/4/2002	Cloverleaf (10) @ Copley (28)	Cloverleaf (10) @ Copley (28)	Green (21) @ Wadsworth (7)	Revere (7) @ Highland (20)	Tallmadge (17) @ Norton (20)	Revere (7) @ Highland (20)	Tallmadge (17) @ Norton (20)	Green (21) @ Wadsworth (7)
8	10/11/2002	Wadsworth (42) @ Cloverleaf (21)	Copley (21) @ Highland (6)	Norton (0) @ Green (24)	Copley (31) @ Highland (6)	Norton (0) @ Green (24)	Tallmadge (7) @ Revere (23)	Tallmadge (7) @ Revere (23)	Wadsworth (42) @ Cloverleaf (21)
9	10/18/2002	Green (36) @ Cloverleaf (6)	Norton (10) @ Copley (20)	Green (36) @ Cloverleaf (6)	Highland (12) @ Tallmadge (31)	Norton (10) @ Copley (20)	Wadsworth (17) @ Revere (21)	Highland (12) @ Tallmadge (31)	Wadsworth (17) @ Revere (21)
10	10/25/2002	Cloverleaf (14) @ Norton (21)	Copley (9) @ Tallmadge (6)	Revere (7) @ Green (25)	Highland (19) @ Wadsworth (40)	Cloverleaf (14) @ Norton (21)	Revere (7) @ Green (25)	Copley (9) @ Tallmadge (6)	Highland (19) @ Wadsworth (40)
P#1	11/1/2002		Copley (7) @ Avon Lake (24)	Revere (9) @ Green (13)			Revere (9) @ Green (13)		Wadsworth (28) @ Hudson (42)
P#2	11/8/2002			Green (7) Vs. Nordonnia (16)					

SCHOOL	TEAM	NAME	GRADE	SCHOOL	TEAM	NAME	GRADE
Cloverleaf	1st	Nate Haigh	12	Cloverleaf	2nd	Andy Kaminski	12
Cloverleaf	1st	Joel Belding	11	Cloverleaf	2nd	Cody Beshire	11
Copley	1st	Don Parrian	12	Cloverleaf	2nd	Brandon Akers	11
Copley	1st	K.L. Smith	11	Copley	2nd	Joe Millings	10
Copley	1st	Jonah Wilson	11	Copley	2nd	Leo Sanjuk	11
Copley	1st	Eric Kessel	11	Copley	2nd	Marcus Gould	12
Copley	1st	Devon Johnson	12	Copley	2nd	Versean Taylor	12
Green	1st	Paul Dannemiller	12	Green	2nd	Josh Walter	12
Green	1st	Clint Helmick	12	Green	2nd	Cody Robinson	11
Green	1st	Dustin Marshall	12	Green	2nd	Brian Misutka	11
Green	1st	Alan Duignan	12	Green	2nd	Brandon Graham	11
Green	1st	Chad Beck	11	Green	2nd	Drew McDermitt	10
Green	1st	Ray Kent	11	Highland	2nd	Dan Thoburn	11
Green	1st	Bill Cundiff	10	Highland	2nd	Mike Ruhlin	12
Highland	1st	Elijah Blower	12	Highland	2nd	Ben Malecki	11
Highland	1st	Brett Lonjak	12	Highland	2nd	Steve Gubbins	11
Norton	1st	Kenny Lauck	12	Norton	2nd	Kevin Williams	12
Norton	1st	Tyler Turchin	12	Norton	2nd	Matt Guarneri	11
Norton	1st	Travis Robertson	12	Norton	2nd	Mike Joseph	12
Norton	1st	Justin Fowler	12	Norton	2nd	Chris Neumeyer	12
Revere	1st	Tom Sustersic	12	Revere	2nd	Tom Muphy	12
Revere	1st	Tyler Thurn	11	Revere	2nd	George Salo	12
Revere	1st	Andrew Konstand	12	Revere	2nd	Jon Zak	11
Tallmadge	1st	Dion Henry	12	Revere	2nd	Evan Laube	10
Wadsworth	1st	Luke Bussan	11	Tallmadge	2nd	Mike Kline	12
Wadsworth	1st	Clint Cochran	11	Tallmadge	2nd	Jim Pettit	12
Wadsworth	1st	Chris Corwell	12	Tallmadge	2nd	Carlo Testa	10
Wadsworth	1st	Paul Macko	11	Wadsworth	2nd	Andy Chrzanowski	12
Wadsworth	1st	Mike Marshall	11	Wadsworth	2nd	Kurt Himmelwright	12
Wadsworth	1st	Jeremy Porchowsky	12	Wadsworth	2nd	Billy Mueller	11
				Wadsworth	2nd	Joe Scavuzzo	11



# 2001 Suburban League Football

## COACHING CHANGES:

- **Norton**—Joe Studer replaced Terry Sample

## ALL-OHIOANS:

- Scott Castro (1st-WR-Green), Andrew Wellock (1st-K-Green), Brandon Oing (2nd-RB-Green), Mike Kudla (1st-LB-Highland), and Zach Valentine (2nd-DL-Highland).

## TOP PERFORMERS:

- **Copley**—Matt Lasher made 8 of 10 field goals and was 18 of 20 on extra points. Marcus Gould had 817 yards (2,218 for his career) and scored 13 touchdowns on only 159 carries (injury issues).
- **Green**—Brandon Oing had 1,428 yards and 10 touchdowns on 239 carries. Scott Castro had 56 catches for 1,284 and scored 18 touchdowns. Chris Edwards was 102 out of 214 for 1,838 yards and 20 touchdowns (MISSING LAST GAME STATS—PLAYOFF GAME). Andrew Wellock 40 of 43 extra-point kicks and 11 of 16 field goal attempts.
- **Highland**—Mike Kudla was D-III Co-Defensive Player of the year as he recorded 144 tackles (311 for his career) and had 23 tackles-for-a-loss. Ryan Sir Louis passed and ran for 1,191 yards. Elijah Blower ran for 931 yards on 130 carries and also scored 17 touchdowns. Joe Bond was 31 of 33 on extra points and 4 of 7 on field goals. Zach Valentine rushed for 933 yards and nine touchdowns as well as recording 85 tackles with seven sacks.

## SUMMARY:

- **Teams entered Week four, start of league play, with a 13-11 record against non-league competition.**
- **Week 4:** Highland defeated Revere 24 to 14. Revere got within 7 midway through the fourth quarter but the Hornets kicked a field goal for the 10 point win. Zach Valentine rushed for 129 yards and Ryan Sir Louis was 8 of 10 for 117 yards.
- **Week 5:** Copley overcame a 10 point deficit and a two hour thunderstorm delay to beat Green 13-10. One key play came in the opening of the second half when Green intercepted a tipped ball and would have easily scored on the 70 yard return but an inadvertent whistle blew the play dead—Green was forced to punt on that possession. Billy Tuttle rushed for 120 yards and two touchdowns on 21 carries for the Indians. Wadsworth defeated Norton 27 to 7 led by Luke Busson (111 yards rushing), Chris Hawkins (166 yards rushing), and Eric Daliente (118 yards passing).
- **Week 6:** Highland defeated Green 20 to 0. The Hornets rushed for 466 yards (Zach Valentine—157 yards on 18 carries and Elijah Blower—129 yards on 15 carries) and held the Bulldogs to just 194 yards. Copley beat Cloverleaf 10 to 7 when the Indians scored the go-ahead touchdown at the end of the third quarter. The Colts missed a potential game-tying field goal with 42 seconds to play. Revere beat Norton 14 to 7 as Ryan Hale rushed for 151 yards.
- **Week 7:** Featured two undefeated teams (6-0, 3-0) as Highland defeated Copley 14 to 7 (at the time the Indians were ranked #2 in the state). In a fairly even game, with the Indians outgaining the Hornets 295 to 243, it came down to defense at the end of the game. With 2:25 to play, Highland got their first big defensive play as they forced a Copley fumble on their own 6 yard line. The second came when they sacked Copley and forced a fumble as time expired—the Indians were 12 yards away from potentially tying the game. Marcus Gould of Copley led all rushers with 106 yards on 22 carries. Norton beat Tallmadge 20 to 13 as Ryan Ellinwood had eight receptions for 146 yards in the losing effort. Wadsworth defeated Revere 14 to 7 with Luke Busson rushing for 132 yards.
- **Week 8:** Once again featured two undefeated teams (7-0, 4-0), as Highland defeated Wadsworth 38 to 17 with the Hornets outgaining the Grizzlies 315 to 182 on the ground. Zach Valentine had 105 yards rushing (two touchdowns) and Kevin Paul had two interceptions (both he returned to inside the Grizzlies 25-yard line). Green beat Revere 56 to 7 as Brandon Oing rushed for 227 yards and three touchdowns.
- **Week 9:** Copley beat Wadsworth 21 to 17 as Marcus Gould (129 yards on 18 carries) scored on a 37 yard run with less than three minutes to play in the game to give the Indians the victory. Green beat Tallmadge 37 to 14 behind a solid passing game (Chris Edwards—10 of 13 for 265 yards and five touchdowns and Scott Castro—six receptions for 213 yards and three touchdowns).
- **Week 10:** Highland defeated Tallmadge 41 to 14 to finish off their perfect season (10-0, 7-0) and claim the Suburban League title. Elijah Blower rushed for 112 yards to lead all rushers. Revere upset Copley 14 to 9 as Ryan Hale had 150 yards rushing and two scores. Green beat Wadsworth 28 to 23 despite turning the ball over eight times (five fumbles and three interceptions). Brandon Oing rushed for 116 yards for the Bulldogs.
- **Playoffs:** Two teams made the playoffs—Green and Highland.
  - Both teams won in round one as Highland beat Oak Harbor 21 to 20 as Mike Kudla blocked the game-tying extra point. Green beat Howland 37 to 8 as Brandon Oing rushed for 223 yards and four touchdowns on 14 carries.
  - In round two, Highland lost to Bellevue 14 to 28 as Green beat Chaney 34 to 0. Green then beat Chardon 22 to 15 before losing to St. Francis DeSales 19 to 22 in the state semifinals game.



# 2001 Suburban League Football

		League Record				Overall Record				League Scoring			Overall Scoring			Playoff Region	Playoff Rank
		W	L	T	%	W	L	T	%	Scored	Allowed	Diff	Scored	Allowed	Diff		
1	Highland	7	0	0	1	11	1	0	0.92	207	69	138	324	142	182	DIII-Reg 10	2nd
2	Copley	5	2	0	0.71	8	2	0	0.8	137	69	68	212	81	131	DIII-Reg 9	11th
3	Green	5	2	0	0.71	10	4	0	0.71	216	84	132	363	186	177	DII-Reg 5	3rd
4	Wadsworth	4	3	0	0.57	7	3	0	0.7	149	115	34	206	139	67	DI-Reg 2	12th
5	Revere	4	3	0	0.57	5	5	0	0.5	116	123	-7	140	188	-48	DII-Reg 5	13th
6	Cloverleaf	2	5	0	0.29	2	8	0	0.2	83	154	-71	124	259	-135	DII-Reg 6	25th
7	Norton	1	6	0	0.14	1	9	0	0.1	48	165	-117	68	225	-157	DIII-Reg 9	28th
8	Tallmadge	0	7	0	0	1	9	0	0.1	61	238	-177	111	280	-169	DII-Reg 7	27th
<b>TOTAL</b>		<b>28</b>	<b>28</b>	<b>0</b>	<b>0.5</b>	<b>45</b>	<b>41</b>	<b>0</b>	<b>0.52</b>	<b>1017</b>	<b>1017</b>	<b>0</b>	<b>1548</b>	<b>1500</b>	<b>48</b>		

	Cloverleaf Colts	Copley Indians	Green Bulldogs	Highland Hornets	Norton Panthers	Revere Minutemen	Tallmadge Blue Devils	Wadsworth Grizzlies
	2-8, 2-5	8-2, 5-2	10-4, 5-2	11-1, 7-0	1-9, 1-6	5-5, 4-3	1-9, 0-7	7-3, 4-3
1 8/24/2001	Wooster (34) @ Cloverleaf (7)	East (0) @ Copley (29)	Green (7) @ North Canton (37)	North (0) @ Highland (31)	Norton (20) @ Coventry (27)	Avon Lake (37) @ Revere (0)	Field (27) @ Tallmadge (14)	Wadsworth (10) @ Barberton (7)
2 8/31/2001	Cloverleaf (22) @ Medina (43)	Twinsburg (0) @ Copley (17)	Ellet (14) @ Green (21)	Highland (31) @ Buckeye (8)	Norton (0) @ Manchester (19)	Revere (0) @ Wooster (28)	Springfield (18) @ Tallmadge (0)	Cuyahoga Falls (10) @ Wadsworth (13)
3 9/7/2001	Coventry (28) @ Cloverleaf (12)	Copley (29) @ Orrville (12)	Green (7) @ Dover (6)	Orange (17) @ Highland (20)	Northwest (14) @ Norton (0)	Brecksville (0) @ Revere (24)	North (0) @ Tallmadge (36)	Wadsworth (34) @ Medina (7)
4 9/14/2001	Cloverleaf (7) @ Wadsworth (34)	Tallmadge (7) @ Copley (45)	Green (30) @ Norton (0)	Highland (24) @ Revere (14)	Green (30) @ Norton (0)	Highland (24) @ Revere (14)	Tallmadge (7) @ Copley (45)	Cloverleaf (7) @ Wadsworth (34)
5 9/21/2001	Cloverleaf (10) @ Highland (35)	Copley (13) @ Green (10)	Copley (13) @ Green (10)	Cloverleaf (10) @ Highland (35)	Wadsworth (27) @ Norton (7)	Revere (40) @ Tallmadge (0)	Revere (40) @ Tallmadge (0)	Wadsworth (27) @ Norton (7)
6 9/28/2001	Copley (10) @ Cloverleaf (7)	Copley (10) @ Cloverleaf (7)	Green (0) @ Highland (20)	Green (0) @ Highland (20)	Norton (7) @ Revere (14)	Norton (7) @ Revere (14)	Tallmadge (7) @ Wadsworth (17)	Tallmadge (7) @ Wadsworth (17)
7 10/5/2001	Cloverleaf (7) @ Green (45)	Highland (14) @ Copley (7)	Cloverleaf (7) @ Green (45)	Highland (14) @ Copley (7)	Norton (20) @ Tallmadge (13)	Revere (7) @ Wadsworth (14)	Norton (20) @ Tallmadge (13)	Revere (7) @ Wadsworth (14)
8 10/12/2001	Cloverleaf (25) @ Tallmadge (6)	Copley (32) @ Norton (0)	Green (56) @ Revere (7)	Wadsworth (17) @ Highland (38)	Copley (32) @ Norton (0)	Green (56) @ Revere (7)	Cloverleaf (25) @ Tallmadge (6)	Wadsworth (17) @ Highland (38)
9 10/19/2001	Revere (20) @ Cloverleaf (13)	Copley (21) @ Wadsworth (17)	Tallmadge (14) @ Green (47)	Highland (35) @ Norton (7)	Highland (35) @ Norton (7)	Revere (20) @ Cloverleaf (13)	Tallmadge (14) @ Green (47)	Copley (21) @ Wadsworth (17)
10 10/26/2001	Norton (7) @ Cloverleaf (14)	Revere (14) @ Copley (9)	Wadsworth (23) @ Green (28)	Tallmadge (14) @ Highland (41)	Norton (7) @ Cloverleaf (14)	Revere (14) @ Copley (9)	Tallmadge (14) @ Highland (41)	Wadsworth (23) @ Green (28)
P#1 11/2/2001			Howland (8) @ Green (37)	Oak Harbor (20) @ Highland (21)				
P#2 11/9/2001			Green (34) Vs. Chaney (0)	Highland (14) Vs. Bellevue (28)				
P#3 11/16/2001			Green (22) Vs. Chardon (15)					
P#4 11/23/2001			Green (19) Vs. St. Francis DeSales (22)					

SCHOOL	TEAM	NAME	GRADE	SCHOOL	TEAM	NAME	GRADE
Cloverleaf	1st	Mike Watts	12	Cloverleaf	2nd	Eric Giannetta	12
Cloverleaf	1st	John Callison	11	Cloverleaf	2nd	Darrell Quander	12
Copley	1st	Matt Lasher	12	Cloverleaf	2nd	Andy Kaminski	11
Copley	1st	Andrew Raulie	12	Cloverleaf	2nd	John Morchak	10
Copley	1st	Brandon Tuttle	12	Copley	2nd	Brandon Borrell	12
Copley	1st	Billy Tuttle	12	Copley	2nd	Chris Smith	12
Copley	1st	Leonard Washington	12	Copley	2nd	Vern Taylor	12
Copley	1st	Marcus Gould	11	Copley	2nd	Dom Perrian	11
Copley	1st	Devon Johnson	11	Green	2nd	Kenny Beamer	12
Green	1st	Scott Casto	12	Green	2nd	Scott Cronin	12
Green	1st	Chris Edwards	12	Green	2nd	Joe Smith	12
Green	1st	Brandon Oing	12	Green	2nd	Zach Toppel	12
Green	1st	Andy Owens	12	Highland	2nd	Joe Bond	12
Green	1st	David Stephens	12	Highland	2nd	John Lenart	11
Green	1st	Paul Dannemiller	11	Highland	2nd	Brett Lonjak	11
Green	1st	Andrew Wellock	11	Highland	2nd	Nick Walkuski	11
Highland	1st	Bob Guccion	12	Highland	2nd	Ben Malecki	10
Highland	1st	Mike Kudla	12	Norton	2nd	Kevin Johnsen	12
Highland	1st	Jim Rindfusz	12	Norton	2nd	Justin Fowler	11
Highland	1st	Ryan Sir Louis	12	Norton	2nd	Travis Robertson	11
Highland	1st	Zach Valentine	12	Revere	2nd	Brandon Bell	12
Highland	1st	Elijah Blower	11	Revere	2nd	Nate Hensley	12
Highland	1st	Kevin Paul	11	Revere	2nd	Eddie Johnson	12
Norton	1st	Kenny Lauck	11	Revere	2nd	Brett Laube	12
Norton	1st	Tyler Turchin	11	Tallmadge	2nd	Mike Kline	11
Revere	1st	Chris Battis	12	Tallmadge	2nd	Jim Pettit	11
Revere	1st	Ryan Burkett	12	Wadsworth	2nd	Billy Adams	12
Revere	1st	Matt Goldsby	12	Wadsworth	2nd	Dough Perrigo	12
Revere	1st	Tom Murphy	11	Wadsworth	2nd	Justin Shumney	12
Tallmadge	1st	Ryan Ellinwood	12	Wadsworth	2nd	Will Ling	11
Wadsworth	1st	Justin Blackburn	12				
Wadsworth	1st	Chris Hawkins	12				
Wadsworth	1st	Josh Svenson	12				
Wadsworth	1st	Luke Bussan	10				

# 2000 Suburban League Football

## COACHING CHANGES:

- **Cloverleaf**—Kevin Gault replaced Bob Lake

## FACILITY:

- **Revere**—names their field house after Dr. William E. Moats, longtime team doctor and booster member
- **Wadsworth**—added new lighting and sound system to Art Wright Stadium (phase 2 of 5)

## ALL-OHIOANS:

- Ben Vujas (1st-WR-Wadsworth), Brian Elkevizth (1st-WR-Cloverleaf), Jared Ellerson (1st-WR-Copley), Paul Cronin (2nd-WR-Green), Austin Wellock (2nd-K-Green), Jeremy Jacobs (2nd-DL-Green), and Mike Kudla (2nd-LB-Highland).

## TOP PERFORMERS:

- **Cloverleaf**—Justin Vorhies passed for 1,992 Yards (4,249 for his career) and 15 touchdowns (33 for his career). Brian Elkevizth had 692 yards receiving and 58 receptions (103 receptions for his career). Adam Fischer had 448 yards receiving. David Taylor scored 82 points.
- **Copley**—Marcus Gould had 1,401 yards rushing and scored 20 touchdowns. Jared Ellerson caught 81 passes for 1,383 yards (2,192 for his career) and 14 touchdowns (24 for his career). Jason Rininger had 61 receptions for 983 yards (1,543 for his career) and 14 touchdowns. Alan Sipple was 141 of 236 for 2,221 yards and 20 touchdowns.
- **Green**—Brandon Oing had 1,485 yards and ?? touchdowns on ??? carries.
- **Highland**—Mike Kudla had 167 tackles and Jeff Long had 6 interceptions.
- **Wadsworth**—Jeff Hanna was 105 of 189 for 1,716 and 14 touchdowns. Joe Tricomi has 1,255 yards (2,895 for his career) on 210 carries. Ben Vujas had 862 yards receiving (1,511 for his career) and 10 Touchdowns (18 for his career).

## SUMMARY:

- **Teams entered Week four, start of league play, with a 15-9 record against non-league competition.**
- **Week 4:** Copley beat Tallmadge 37 to 10 as Jared Ellerson had five catches for 116 yards as well as an 85-yard kickoff return for a touchdown and a pass intercepted. Highland scored with 3:38 to play to beat the Minutemen 12 to 7. Adam Snook rushed for 101 yards and the Hornet defense held Revere to less than 100 yards in offense and only four first downs.
- **Week 5:** Green defeated Copley 33 to 23 as Brandon Oing rushed for 281 yards on 25 carries and caught three passes for 62 yards. Alan Sipple completed 25 of 39 for 252 yards for the Indians.
- **Week 6:** Green beat previously unbeaten Highland 21 to 14. Copley beat Cloverleaf 56 to 21. Justin Vorhies passed for 313 yards for the Colts.
- **Week 7:** Highland overcame a 21 to 7 third quarter deficit to beat Copley 30 to 24—the win secured the first winning season for the hornets in 21 years. Revere beat previously undefeated Wadsworth 14 to 12. It was an extremely emotional win for the Minutemen as they learned of the death of last year's Co-Captain, Ryan Endsley, earlier in the week.
- **Week 8:** Wadsworth beat Highland 30 to 0 as Jeff Hanna threw for 201 yards and Joe Tricaomi rushed for ??? yards to become the school's all-time leading rusher. Green beat Revere 41 to 7 behind the efforts of Brandon Oing (178 yards rushing and two touchdowns) and Paul Cronin (4 receptions for 90 yards and two touchdowns).
- **Week 9:** Highland beat Norton 49 to 7 as Geoff Price rushed for 300 yards. Copley beat Wadsworth 38 to 35 as Matt Lasher maid a 32-yard field goal with nine seconds left to gain the win for the Indians. The Indian's Alan Sipple competed 18 of 27 for 196 yards and the Grizzlies' Dan Painter had a 96 yard kickoff return. Revere Beat Cloverleaf 49 to 21 in a dual of quarterbacks—Minutemen's John Browarek (9 of 18 for 141 yards) and Colt's Justin Vorhies (15 of 27 for 180 yards and two touchdowns).
- **Week 10:** Green wrapped up league play undefeated by defeating Wadsworth 24 to 14 as Brandon Oing rushed for 109 yards and three touchdowns. Copley beat Revere 41 to 34 in overtime after tying the game late in the fourth quarter. Alan Sipple threw for 393 yards with four touchdowns for the Indians while Kiel Miller ran for 177 yards for the Minutemen.
- **Playoffs:** Three teams made the playoffs—Copley, Green and Highland.
  - All three teams won in the first round: Copley beat Fairview (64-31), Green beat Tiffin Columbian (42-7), and Highland beat Lake Catholic (29-28).

# 2000 Suburban League Football

		League Record				Overall Record				League Scoring			Overall Scoring			Playoff Region	Playoff Rank
		W	L	T	%	W	L	T	%	Scored	Allowed	Diff	Scored	Allowed	Diff		
1	Green	7	0	0	1	9	3	0	0.75	231	79	152	334	227	107	DII-Reg 6	4th
2	Copley	5	2	0	0.71	11	3	0	0.79	254	163	91	499	285	214	DIII-Reg 9	3rd
3	Wadsworth	4	3	0	0.57	7	3	0	0.7	173	103	70	266	131	135	DI-Reg 2	10th
4	Revere	4	3	0	0.57	5	5	0	0.5	172	130	42	199	177	22	DII-Reg 6	15th
5	Highland	4	3	0	0.57	8	4	0	0.67	156	140	16	291	200	91	DIII-Reg 10	5th
6	Cloverleaf	2	5	0	0.29	4	6	0	0.4	155	221	-66	205	294	-89	DII-Reg 6	20th
7	Tallmadge	2	5	0	0.29	3	7	0	0.3	69	217	-148	96	283	-187	DIII-Reg 9	21st
8	Norton	0	7	0	0	1	9	0	0.1	52	209	-157	72	278	-206	DIII-Reg 9	29th
<b>TOTAL</b>		<b>28</b>	<b>28</b>	<b>0</b>	<b>0.5</b>	<b>48</b>	<b>40</b>	<b>0</b>	<b>0.55</b>	<b>1262</b>	<b>1262</b>	<b>0</b>	<b>1962</b>	<b>1875</b>	<b>87</b>		

	Cloverleaf Colts	Copley Indians	Green Bulldogs	Highland Hornets	Norton Panthers	Revere Minutemen	Tallmadge Blue Devils	Wadsworth Grizzlies
	4-6, 2-5	11-3, 5-2	9-3, 7-0	8-4, 4-3	1-9, 0-7	5-5, 4-3	3-7, 2-5	7-3, 4-3
1 8/25/2000	Cloverleaf (0) @ Wooster (34)	East (29) @ Copley (55)	Green (12) Vs. Manchester (8)	North (0) @ Highland (20)	Coventry (14) @ Norton (20)	Revere (7) @ Avon Lake (31)	Tallmadge (21) Vs. Kenmore (0)	Barberton (0) @ Wadsworth (36)
2 9/1/2000	Medina (20) @ Cloverleaf (21)	Copley (30) Vs. Twinsburg (21)	North Canton (49) @ Green (0)	Buckeye (14) @ Highland (28)	Norton (0) Vs. Manchester (20)	Wooster (6) @ Revere (17)	Tallmadge (6) Vs. Springfield (38)	Wadsworth (23) @ Cuyahoga Falls (22)
3 9/8/2000	Cloverleaf (29) @ Coventry (19)	Copley (55) Vs. Kenmore (0)	Springfield (49) @ Green (35)	Highland (55) @ Orange (12)	Norton (0) Vs. Northwest (35)	Revere (3) @ Brecksville (10)	Tallmadge (0) Vs. Field (28)	Medina (6) @ Wadsworth (34)
4 9/15/2000	Wadsworth (14) @ Cloverleaf (3)	Copley (37) @ Tallmadge (10)	Norton (13) @ Green (27)	Revere (7) @ Highland (12)	Norton (13) @ Green (27)	Revere (7) @ Highland (12)	Copley (37) @ Tallmadge (10)	Wadsworth (14) @ Cloverleaf (3)
5 9/22/2000	Highland (44) @ Cloverleaf (37)	Green (33) @ Copley (23)	Green (33) @ Copley (23)	Highland (44) @ Cloverleaf (37)	Norton (6) @ Wadsworth (31)	Tallmadge (3) @ Revere (28)	Tallmadge (3) @ Revere (28)	Norton (6) @ Wadsworth (31)
6 9/29/2000	Cloverleaf (21) @ Copley (56)	Cloverleaf (21) @ Copley (56)	Highland (14) @ Green (21)	Highland (14) @ Green (21)	Revere (33) @ Norton (0)	Revere (33) @ Norton (0)	Wadsworth (37) @ Tallmadge (18)	Wadsworth (37) @ Tallmadge (18)
7 10/6/2000	Green (35) @ Cloverleaf (8)	Copley (24) @ Highland (30)	Green (35) @ Cloverleaf (8)	Copley (24) @ Highland (30)	Tallmadge (14) @ Norton (13)	Wadsworth (12) @ Revere (14)	Tallmadge (14) @ Norton (13)	Wadsworth (12) @ Revere (14)
8 10/13/2000	Tallmadge (10) @ Cloverleaf (45)	Norton (0) @ Copley (35)	Revere (7) @ Green (41)	Highland (0) @ Wadsworth (30)	Norton (0) @ Copley (35)	Revere (7) @ Green (41)	Tallmadge (10) @ Cloverleaf (45)	Highland (0) @ Wadsworth (30)
9 10/20/2000	Cloverleaf (21) @ Revere (49)	Wadsworth (35) @ Copley (38)	Green (50) @ Tallmadge (0)	Norton (7) @ Highland (49)	Norton (7) @ Highland (49)	Cloverleaf (21) @ Revere (49)	Green (50) @ Tallmadge (0)	Wadsworth (35) @ Copley (38)
10 10/27/2000	Cloverleaf (20) @ Norton (13)	Copley (41) @ Revere (34)	Green (24) @ Wadsworth (14)	Highland (7) @ Tallmadge (14)	Cloverleaf (20) @ Norton (13)	Copley (41) @ Revere (34)	Highland (7) @ Tallmadge (14)	Green (24) @ Wadsworth (14)
P#1 11/3/2000		Copley (64) Vs. Fairview (31)	Green (42) Vs. Tiffin Columbian (7)	Highland (29) Vs. Lake Catholic (28)				
P#2 11/10/2000		Copley (17) Vs. Hoban (14)	Green (14) Vs. Fremont (35)	Highland (3) Vs. Hubbard (6)				
P#3 11/17/2000		Copley (17) Vs. Hubbard (8)						
P#4 11/24/2000		Copley (7) Vs. Central Catholic (19)						

SCHOOL	TEAM	NAME	GRADE	SCHOOL	TEAM	NAME	GRADE
Cloverleaf	1st	Brian Elkevith	12	Cloverleaf	2nd	Steve Cieslinski	12
Cloverleaf	1st	Justin Vorhies	12	Cloverleaf	2nd	Eric Grover	12
Copley	1st	Willie Cook	12	Cloverleaf	2nd	David Summers	12
Copley	1st	Jared Ellerson	12	Cloverleaf	2nd	David Taylor	12
Copley	1st	Lance Pearce	12	Copley	2nd	David Frankie	12
Copley	1st	Jason Ringer	12	Copley	2nd	Matt Haramis	12
Copley	1st	Alan Sipple	12	Copley	2nd	Brandon Tate	11
Copley	1st	Jamin Suber	12	Copley	2nd	Marcus Gould	10
Copley	1st	Matt Lasher	11	Green	2nd	Greg Dauphin	12
Green	1st	Paul Cronin	12	Green	2nd	Shaun Mason	12
Green	1st	Marc Fuller	12	Green	2nd	Scott Casto	11
Green	1st	Ryan Gibson	12	Green	2nd	Scott Cronin	11
Green	1st	Matt Golden	12	Green	2nd	Paul Dannemiller	10
Green	1st	Jeremy Jacobs	12	Highland	2nd	Chris Coleman	12
Green	1st	Justin Marino	12	Highland	2nd	Matt Lawrence	12
Green	1st	Austin Welflock	12	Highland	2nd	Jeff Long	12
Green	1st	Brandon Ding	11	Highland	2nd	Elijah Blower	10
Highland	1st	Geoff Price	12	Norton	2nd	Brady Garrett	12
Highland	1st	Scott Scholz	12	Norton	2nd	Matt Mealey	11
Highland	1st	Adam Snook	12	Revere	2nd	Russ Landi	12
Highland	1st	Mike Kudla	11	Revere	2nd	Ryan Hale	11
Norton	1st	Jason Ryan	12	Revere	2nd	John Browarek	12
Revere	1st	Mike Darwal	12	Revere	2nd	Chris Battig	11
Revere	1st	Ross Faren	12	Tallmadge	2nd	Matt Esler	12
Revere	1st	Kiel Miller	12	Tallmadge	2nd	Dan Galati	12
Revere	1st	Doug Stalter	12	Tallmadge	2nd	Mike Kline	10
Tallmadge	1st	Brian Gueppone	12	Wadsworth	2nd	Evan Gasser	12
Tallmadge	1st	Joe Perkins	12	Wadsworth	2nd	Jeff Harns	12
Wadsworth	1st	Blake Busson	12	Wadsworth	2nd	Jake Kurovski	12
Wadsworth	1st	Tony Mohler	12	Wadsworth	2nd	Doug Perigo	11
Wadsworth	1st	Joe Tricomi	12				
Wadsworth	1st	Ben Vujas	12				