



Saint Paul
PUBLIC SCHOOLS

Envision SPPS:

Align school facilities with well-rounded programs

Board of Education - Special Meeting

Jackie Turner, Chief Operations Officer

October 11, 2021

Agenda

1. Defining a Well-rounded Education
2. The data: Shifting demographics
3. Recommendations: Providing all students with a well-rounded education
4. If we do nothing...
5. Proposed implementation timeline and engagement dates

Well-rounded Education

Generalists focused on core essentials

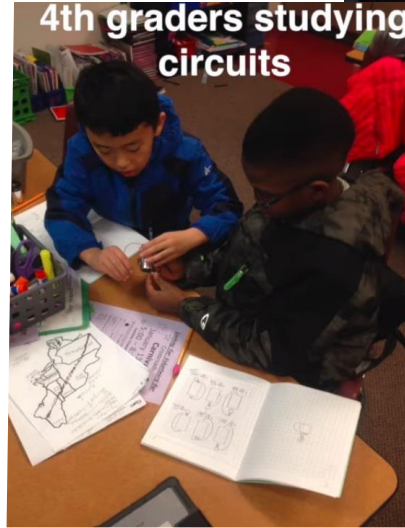
- Goal: Ensure that standards for all required content areas are routinely taught so that student outcomes improve [Minnesota state's educational standards](#)
- Grounded in **core essentials** of taught by **generalist teachers** with expertise:
 - Reading
 - Writing
 - Math



Specialist experts

Additional instruction by specialists teachers with expertise:

- Science, Arts
- Social Studies, World Languages
- Accelerated Learning
- Physical Education, Health



Enrichment opportunities

- **Larger schools** can provide **enrichment opportunities during school day**, e.g., field trips to museums, theater, orchestras
 - Larger school usually = larger PTO's that can supplement, help finance trips, e.g., camping, skiing, D.C., etc.
 - More students mean group rates keep expenses down
- **Under-enrolled schools** must provide **enrichment opportunities after the school day**; creates disparities, inequities in access:
 - Trips more expensive leaving more students out



Class size: 25*	<u>Large Elementary</u> 600+ students	<u>Small Elementary</u> 251- 450 students	<u>Unsustainable Elementary</u> < 250 students
K-5th Gr. Teachers	<p>Each grade: 4 classes (100 students) X 4 teachers X 6 grades</p> <ul style="list-style-type: none"> ● 24 generalists ● 4 specialists/ resource teachers ● 2 specialists (e.g., literacy coaches) ● 30 teachers total 	<p>Each grade: 2 classes (50 students) X 2 teachers X 6 grades</p> <ul style="list-style-type: none"> ● 12 generalist teachers ● 1 specialists/ resource teachers ● 14 teachers total 	<p>Each grade: 1 class (25 students) X 1 teacher X 6 grades</p> <ul style="list-style-type: none"> ● 6 generalist teachers ● 0 specialists/ resource teachers ● 5-6 teachers total

*NOTE: When we define an unsustainable to large schools, we are using a class size of 25 for planning parameters only as an average and should not be seen as conflating contract-based teacher to student ratios.

EXAMPLES of staffing choices made based on revenue

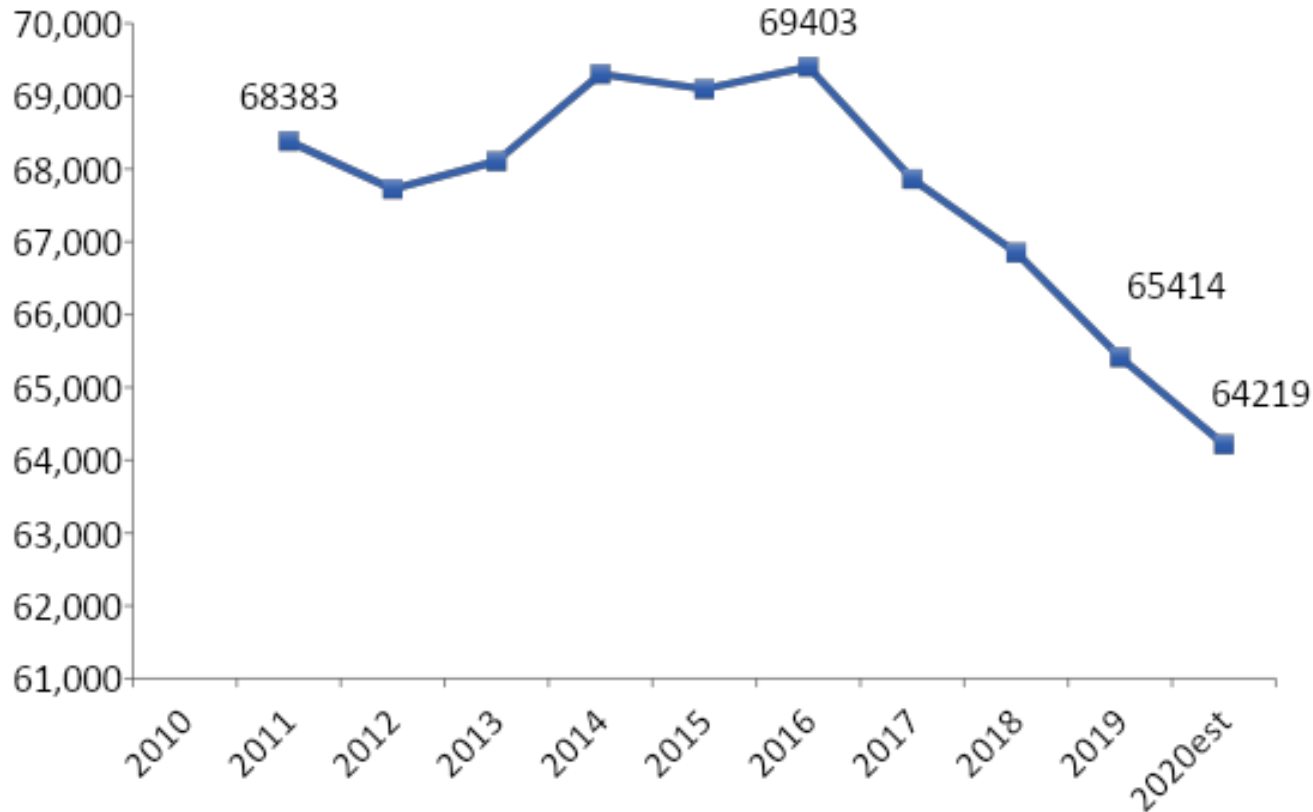
Class size: 25*	<u>Large Elementary</u> 600+ students	<u>Small Elementary</u> 251- 450 students	<u>Unsustainable Elementary</u> < 250 students
Office staff	<ul style="list-style-type: none"> 1 principal 1 assistant principal 2 clerks 1 parent engagement 	<ul style="list-style-type: none"> 1 principal 0 assistant principal 1 clerk 0-1 parent engagement 	<ul style="list-style-type: none"> 1 principal 0 assistant principal 1 clerk 0 parent engagement
Support staff	<ul style="list-style-type: none"> 1 nurse 1 librarian 1 academic coach 1- + counselor(s) 1 social worker 1 behavior support 1-2 interventionists 2 additional staff 	<ul style="list-style-type: none"> .5-1 nurse 0-1 librarian 0-1 academic coach .5-1 counselor .5-1 social worker 1 behavior support 0-1 interventionists .5-1 additional staff 	<ul style="list-style-type: none"> 0 nurse 0 librarian 0 academic coach .5 counselor (per teacher contract) .5-1 social worker 0 behavior support 0 interventionists 0 additional staff

A Well-rounded Education for ALL students



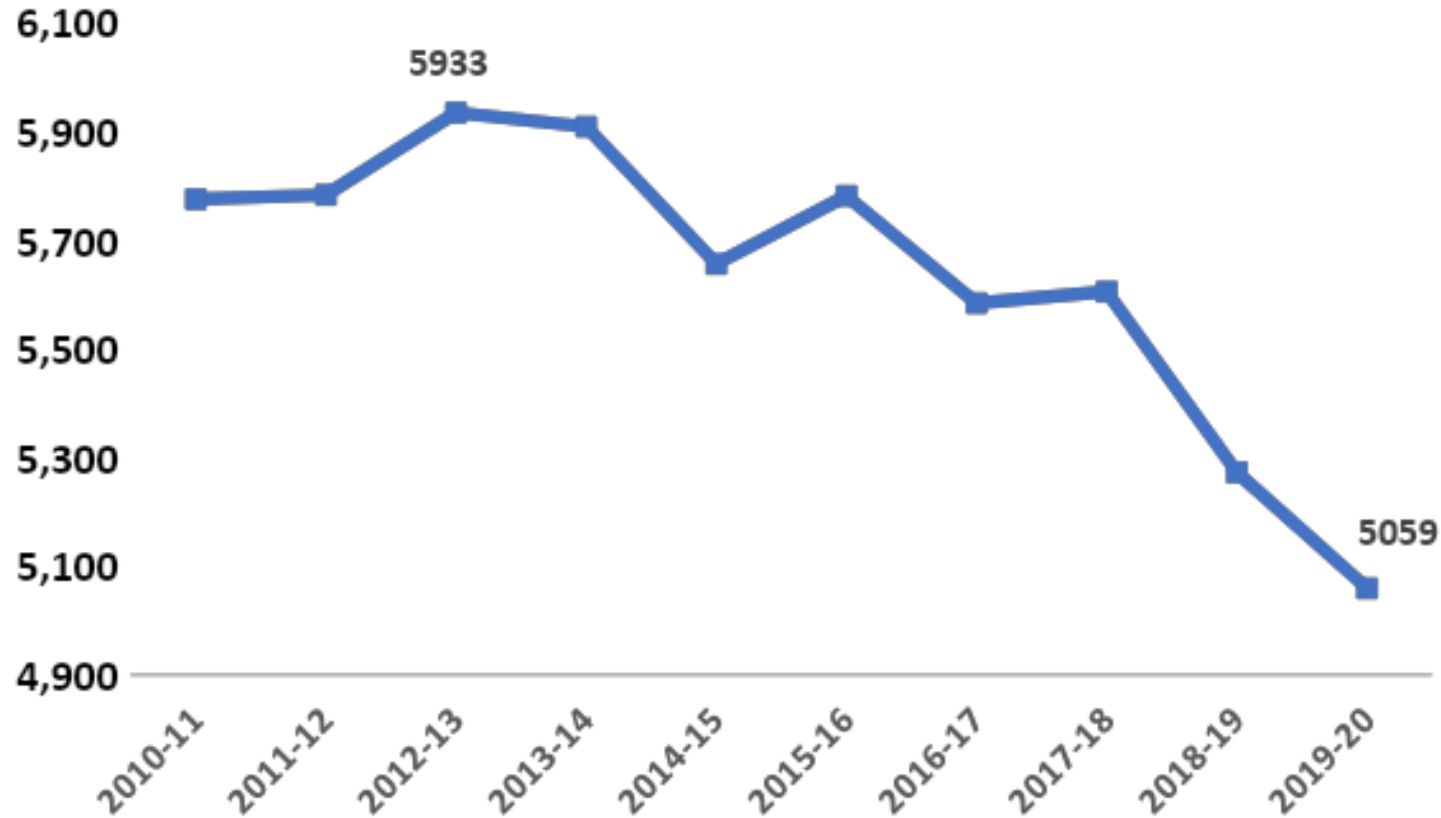
The Data: Shifting demographics

Shifting Demographics: Births in Minnesota last 10 years*

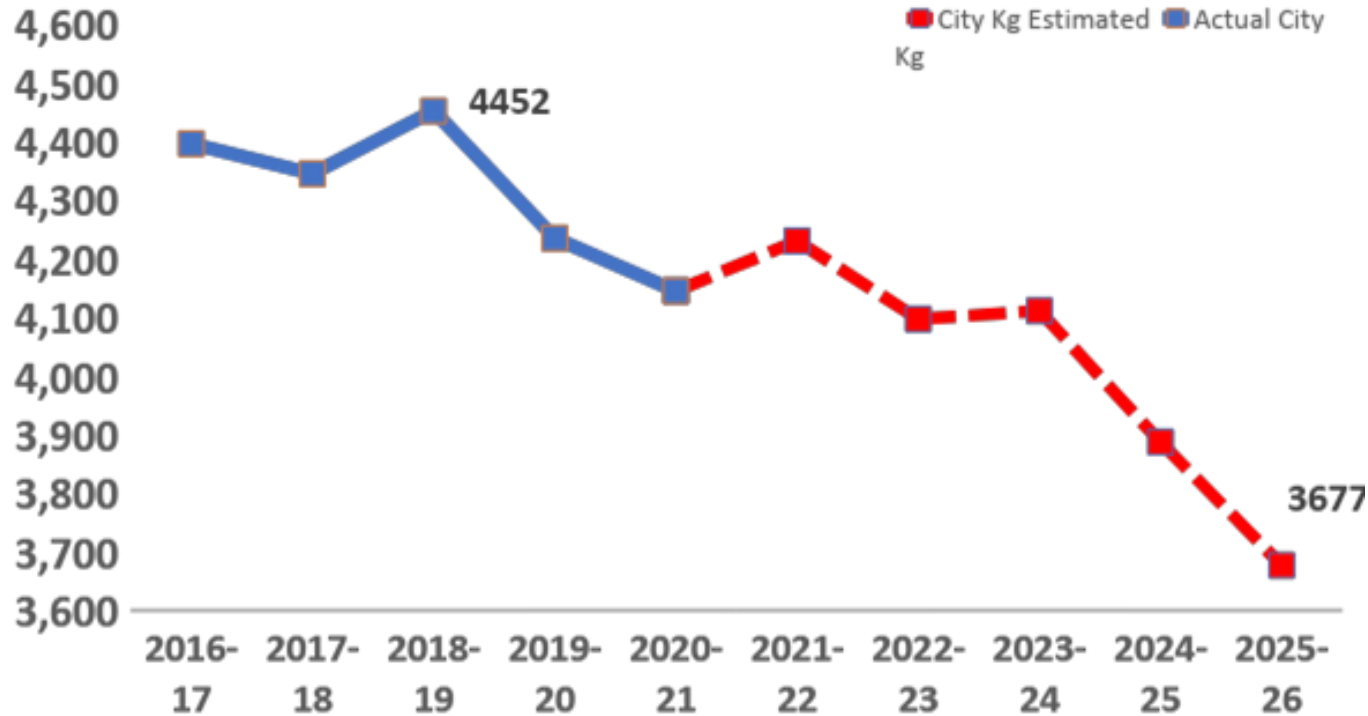


*Adjusted to school year; Source: Office of Vital Records

Shifting Demographics: Births in St. Paul last 10 years

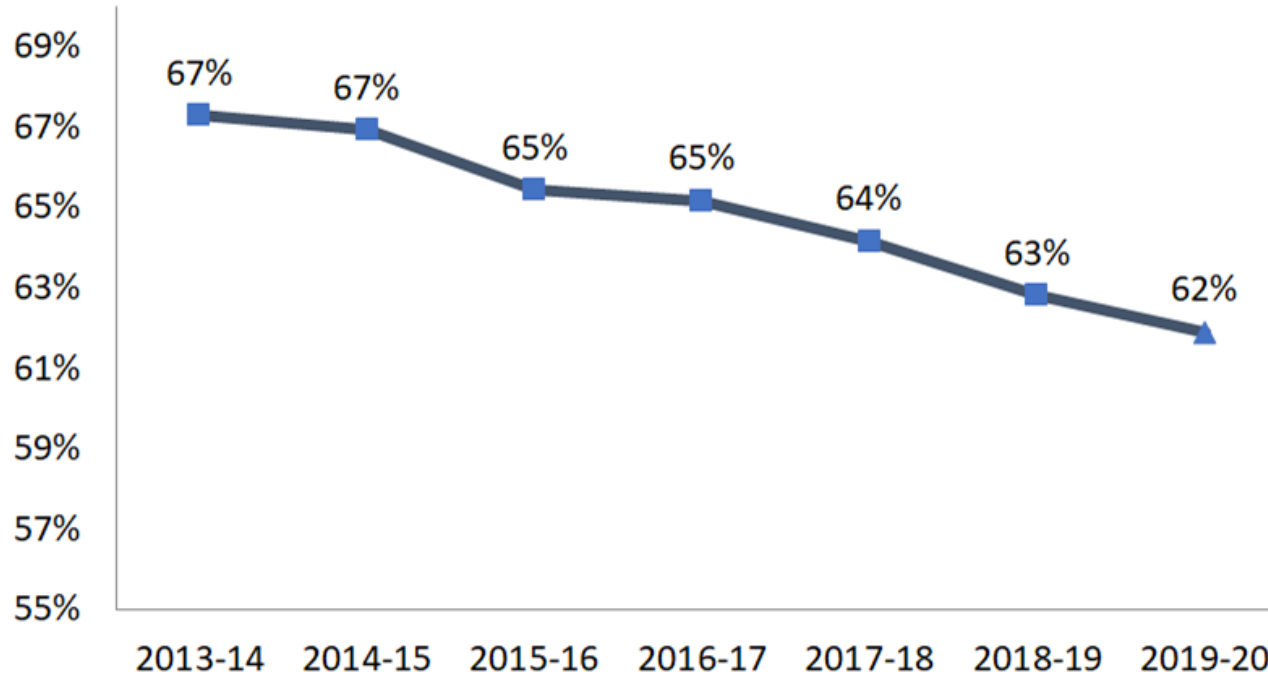


Shifting Demographics: St. Paul residents **KINDERGARTEN** enrollment; Last 5 years with **next 5-year estimate based on births**



Source: MN Dept.
of Education

SPPS Share of Children Living in St. Paul



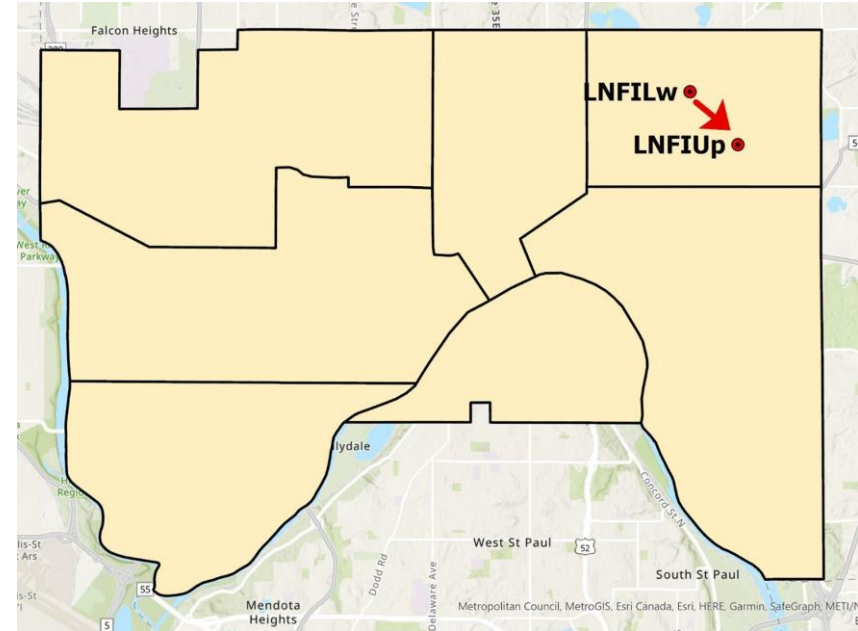
Source: Minnesota Dept of Education

RECOMMENDATION: RELOCATE

L'Etoile du Nord Lower to LNFI Upper

OUTCOME:

- If LNFI program grows, then PK would relocate to an early childhood education hub
- LNFI Lower facility re-envisioned

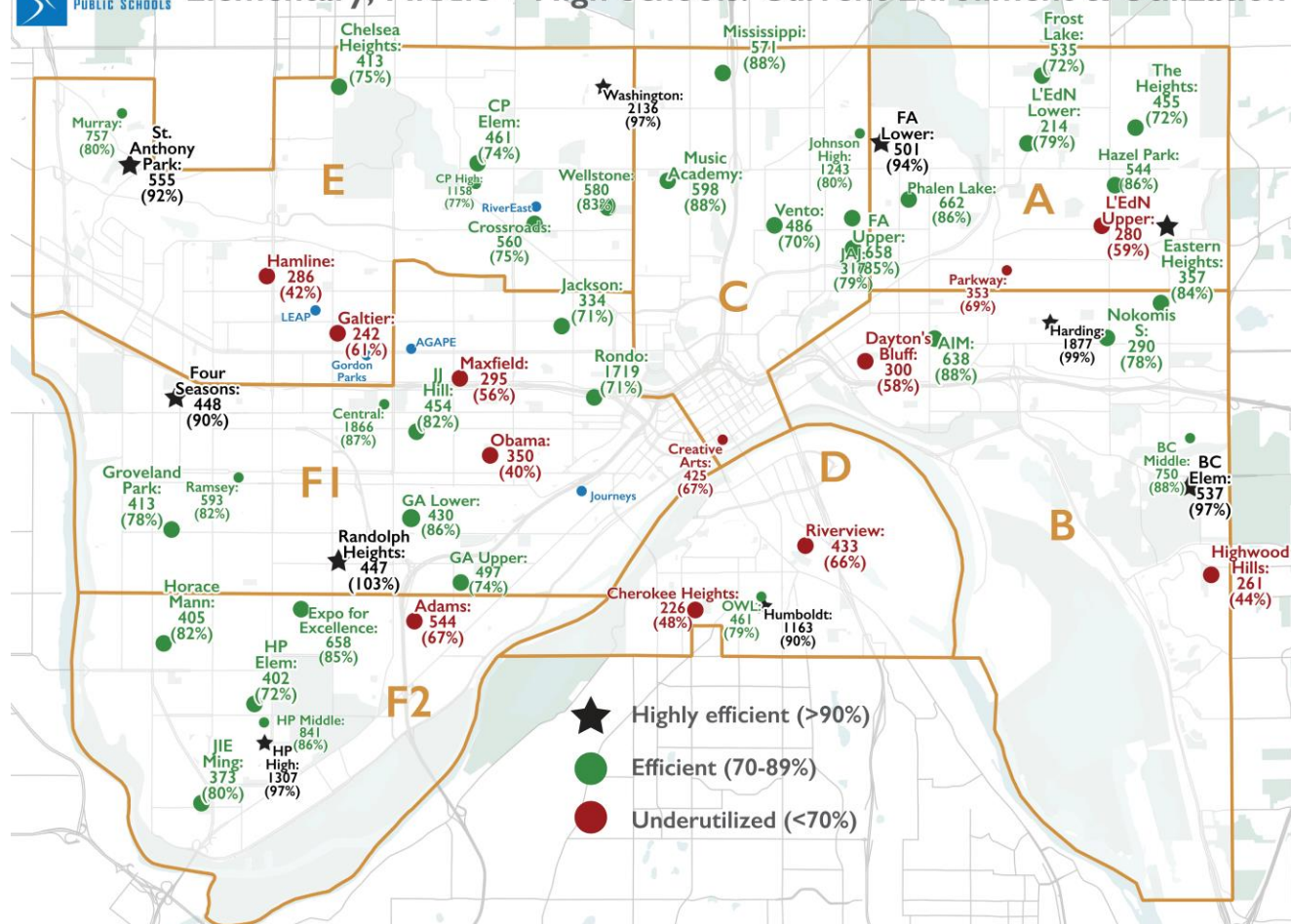


Recommendations:
**Providing all students with a
well-rounded education**

Filtering relevant findings through these CRITERIA:

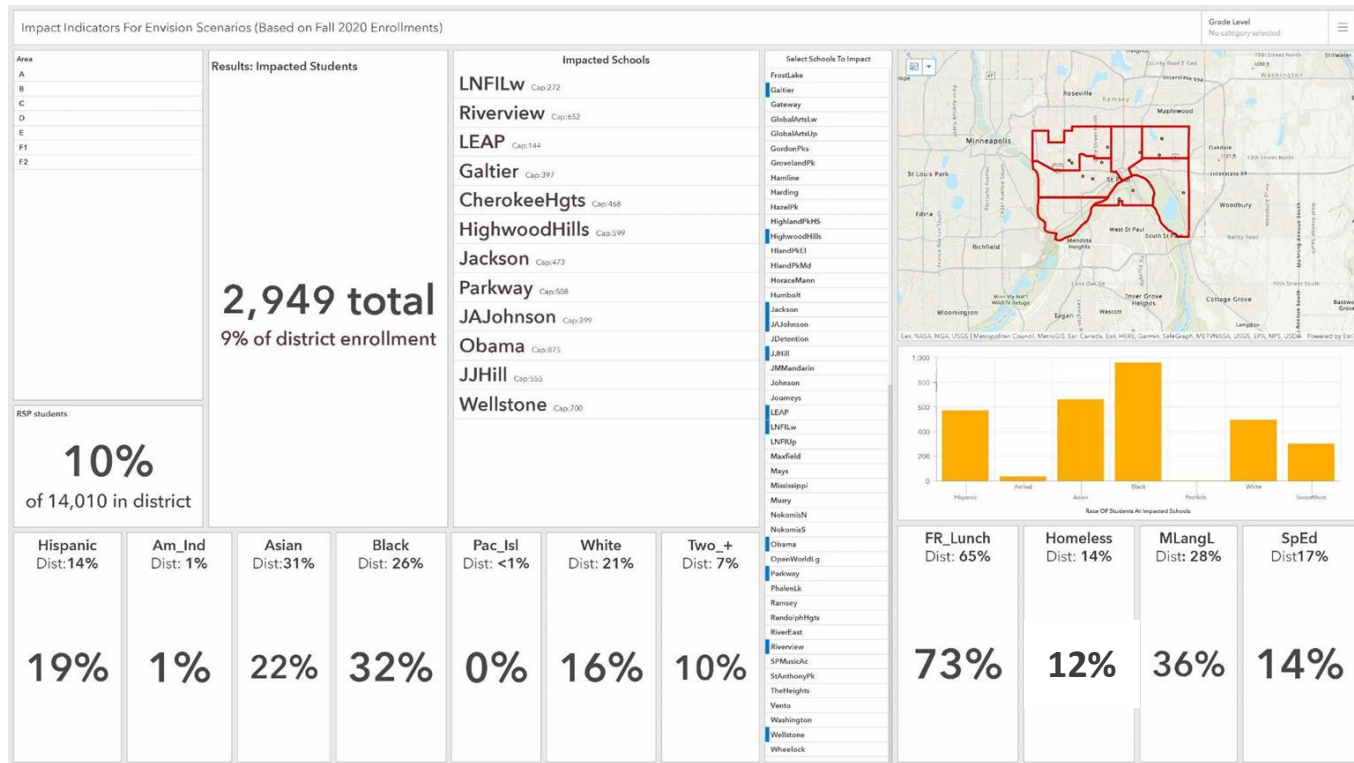
- Data
- Facilities
 - Operational efficiency
 - Retain capital investments
 - Requires new capital investments
 - Spatial alignment
- Equity
 - Avoid unintended consequences
 - Integration
- Accessibility:
 - Physical
 - Program accessibility (transportation)
- Location and density of students and schools
- Enrollment
- Market demands
- Pathway programming
- Financial/funding
 - Sustainability
- State statutes/legal (known)
- Unknowns
 - Legislative (state/federal)
 - Cruz-Guzman

Elementary, Middle + High Schools: Current Enrollment & Utilization



Total Systemic Impact - Current Snapshot

If all the scenarios are carried forward:



Recommendations:

Area A

RECOMMENDATION: RELOCATE

L'Etoile du Nord Lower to LNFI Upper

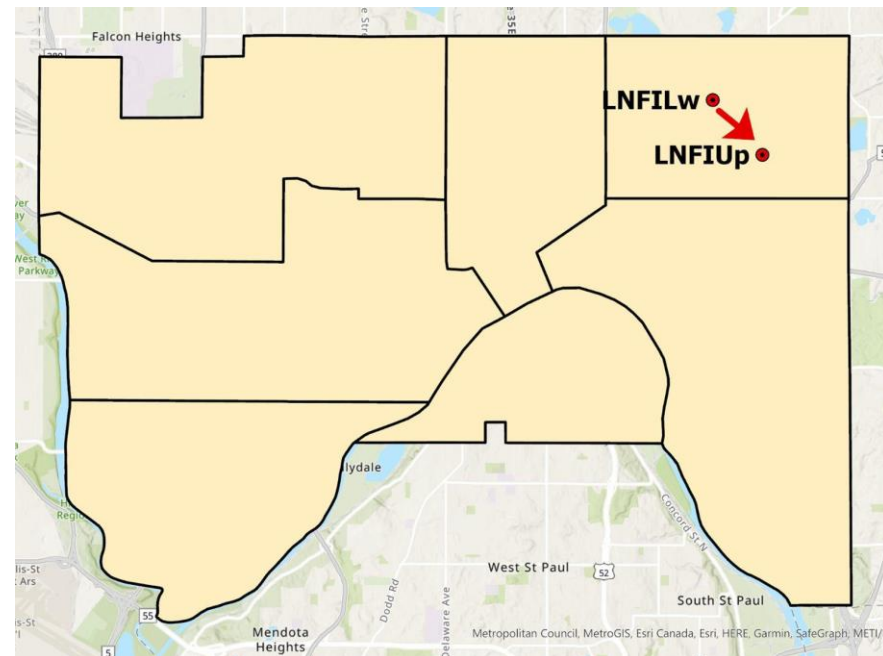
SUPPORTING INFORMATION:

Enrollment:

- LNFI Lower:
 - SY19-20: 242 students K-2 (+51 PK)
 - SY20-21: 183 students K-2 (+55 PK)
- LNFI Upper:
 - SY19-20: 201 students 3-5
 - SY20-21: 181 students 3-5
- Final enrollment:
 - SY19-20: 443 students K-5 (+51 PK)
 - SY20-21: 364 students K-5 (+55 PK)

Use/Utilization:

- LNFI Lower: 45% | LNFI Upper: 51%
- Combined at LNFI Upper: 77%



OUTCOME:

- LNFI Lower facility repurposed
- Assume PK relocates to a hub (initially or eventually) in event of program growth

RECOMMENDATION: CLOSE Parkway; REPURPOSE building as Hmong Dual Immersion program (see slide 48)

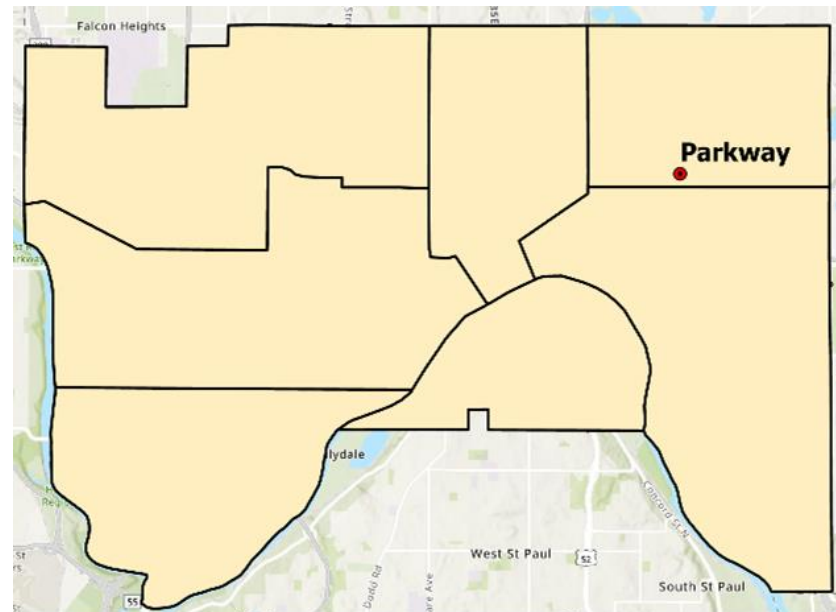
SUPPORTING INFORMATION:

Enrollment:

- Total students affected grades 6-8:
 - SY19-20: 353 students
 - SY20-21: 290 students

Use/Utilization:

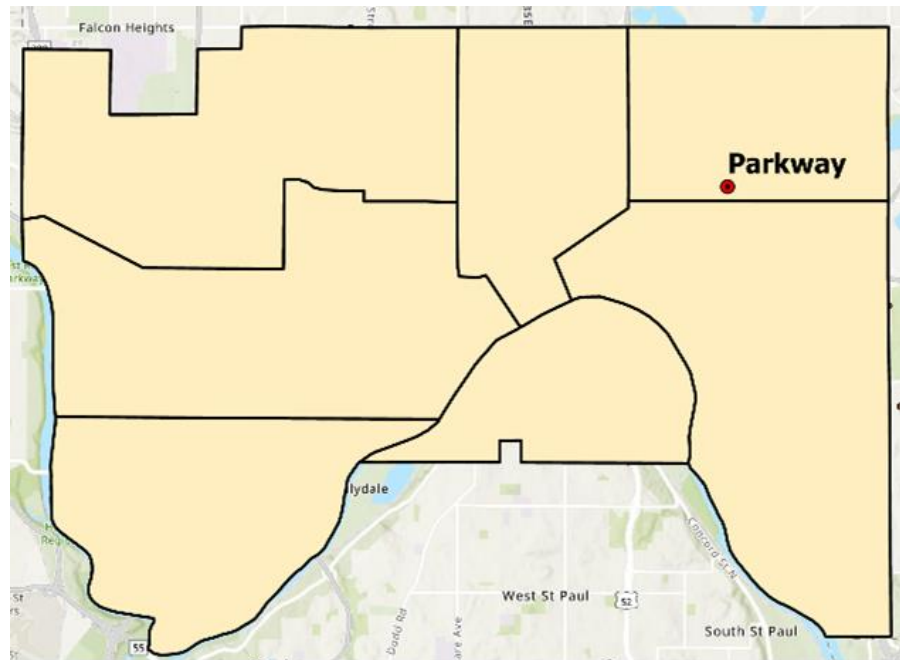
- Parkway current: 69%
- Parkway as HDL Upper: 86%



RECOMMENDATION: CLOSE Parkway and REPURPOSE building

OUTCOME:

- Students go to their area middle school
- Parkway becomes Hmong Dual Immersion middle school



Recommendations:

Area B

RECOMMENDATION: CLOSE Highwood Hills

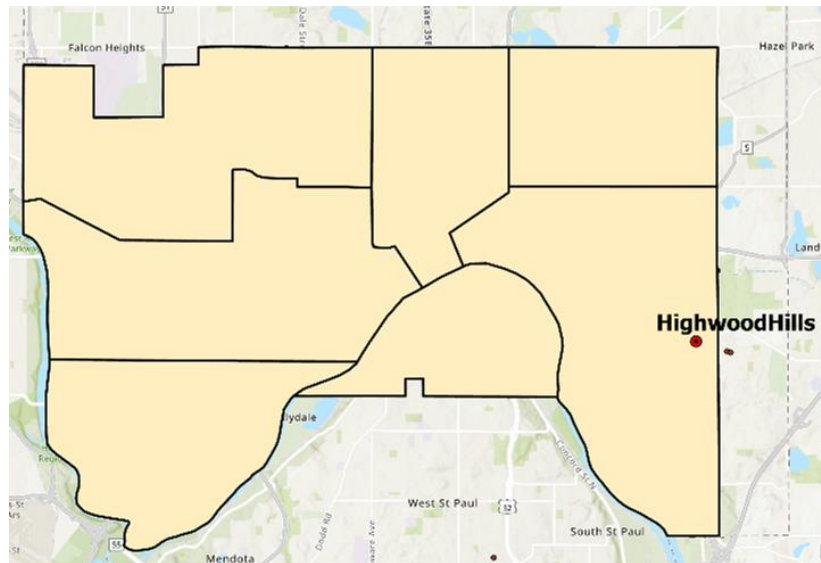
SUPPORTING INFORMATION:

Enrollment:

- Highwood Hills students:
 - SY19-20: 247 students (+14 PK)
 - 127 students K-2 (+14 PK)
 - 120 students 3-5
 - SY20-21: 175 students (+17PK)
 - 93 students K-2 (+17 PK)
 - 82 students 3-5

Use/Utilization:

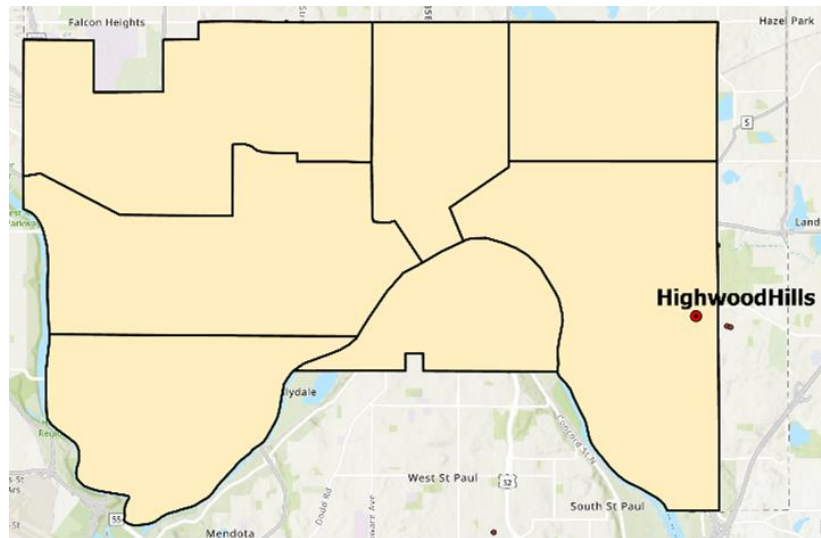
- Highwood Hills current: 44%



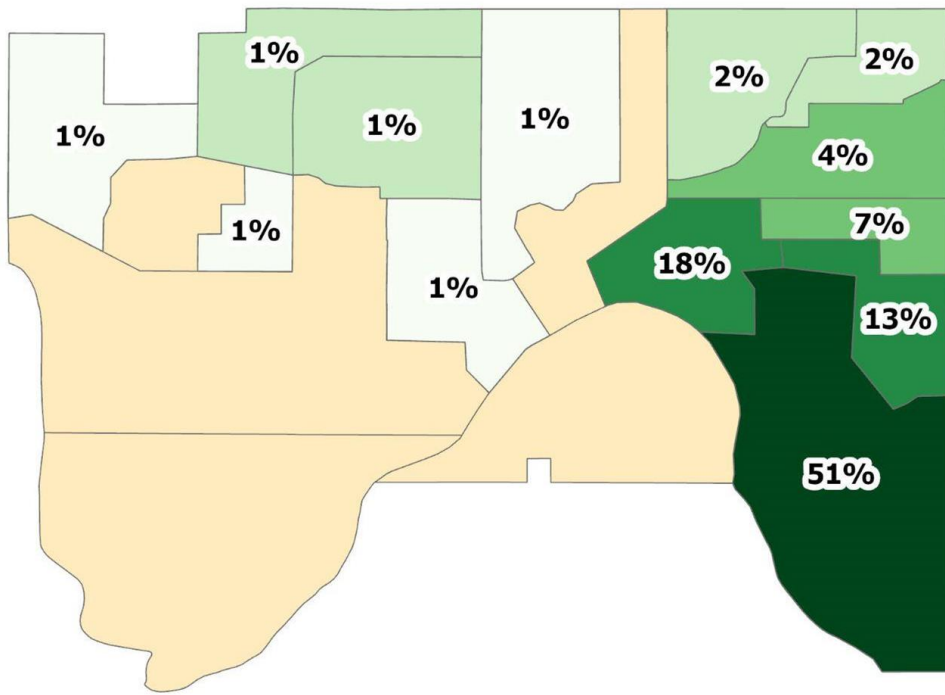
RECOMMENDATION: CLOSE Highwood Hills

OUTCOME:

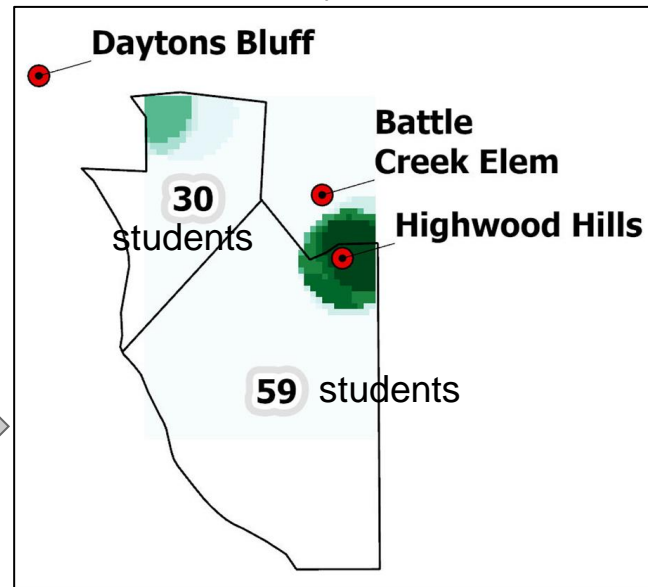
- Students will have choice of other Area B community schools and magnet options
- Area B attendance boundaries will need slight adjustments to provide students with community school
- Engage community and neighbors to re-envision how best to repurpose building to meet needs



Where students attending Highwood Hills live



Density Map: Where the 89 Students that attend and live in are located (**Darkest** areas show larger density of where students live)



Recommendations:

Area C

RECOMMENDATION: **CLOSE** John A Johnson **MERGE** with Bruce Vento

SUPPORTING INFORMATION:

Enrollment at John A Johnson:

- SY19-20: 286 students K-5 (+31 PK)
- SY20-21: 280 students K-5 (+19 PK)

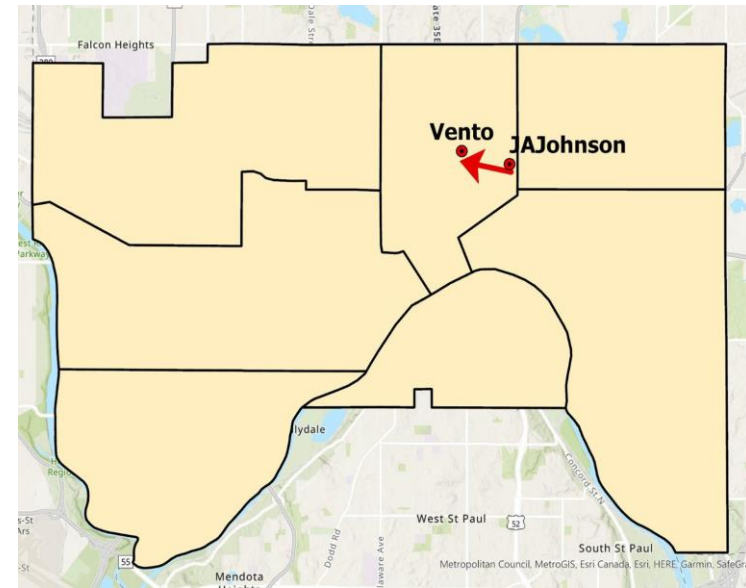
Enrollment at Bruce Vento:

- SY19-20: 408 students K-5 (+78 PK)
- SY20-21: 378 students K-5 (+60 PK)

Final enrollment at Bruce Vento: 803 PK-5

Use/Utilization:

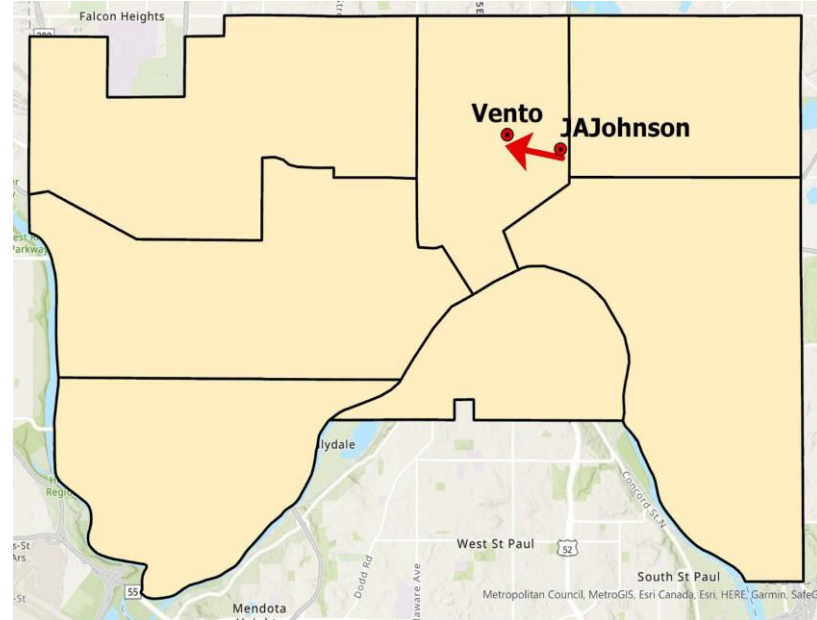
- Bruce Vento current: 70%
- John A Johnson current: 79%
- Bruce Vento and John A Johnson combined at Bruce Vento: 115%



RECOMMENDATION: **CLOSE** John A Johnson **MERGE** with Bruce Vento

OUTCOME:

- John A Johnson students move to Bruce Vento
- John A Johnson facility re-envisioned
- The “New” Bruce Vento
 - Previously identified that Vento building should be replaced (2019)
 - Design and construct new building tailored to specific program and neighborhood



Recommendations:

Area D

RECOMMENDATION: RELOCATE **Cherokee Montessori program MERGE** **with JJ Hill**

Enrollment at JJ Hill:

- SY19-20: 387 students K-5 (+67 PK)
- SY20-21: 382 students K-5 (+46 PK)

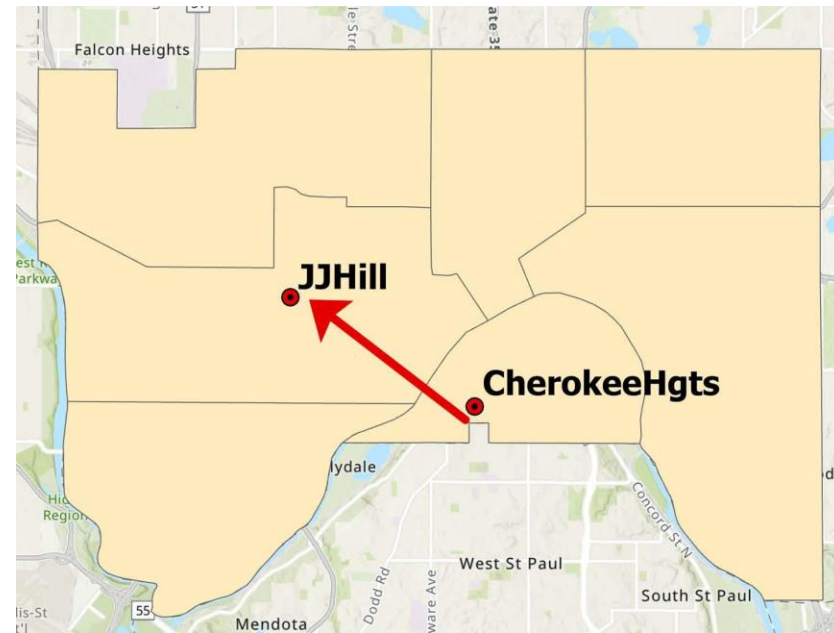
Enrollment at Cherokee Montessori:

- SY19-20: 139 students K-5 (+39 PK)
- SY20-21: 146 students K-5 (+31 PK)

Final enrollment at JJ Hill with Cherokee Monts.

Use/Utilization (SY19-20 enrollment, including PK):

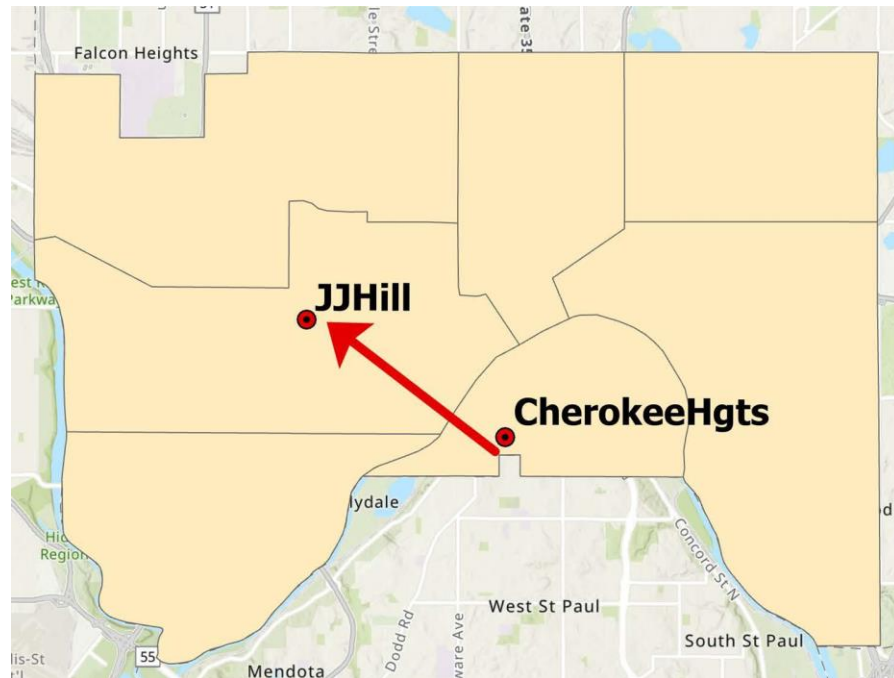
- Cherokee Heights current: 48%
- JJ Hill current: 85%
- Combined Cherokee Heights and JJ Hill at JJ Hill: 123%



RECOMMENDATION: RELOCATE Cherokee Montessori program MERGE with JJ Hill

OUTCOME:

- Cherokee reopens as community school in Area D
- Cherokee Montessori relocates with JJ Hill



RECOMMENDATION: CLOSE Riverview community MERGE at Cherokee Heights

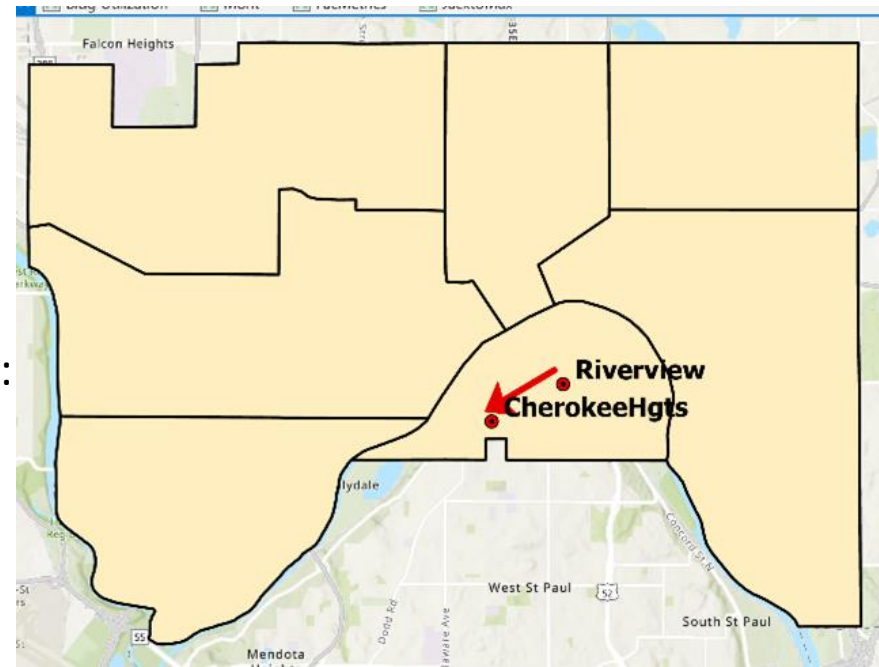
SUPPORTING INFORMATION:

Enrollment:

- Students at Riverview Community grades K-5:
 - SY19-20: 138 students (+15 PK)
 - SY20-21: 145 students (+15 PK)
- Final enrollment at Cherokee (SY19-20): 138 K-5 (+15 PK)

Use/Utilization:

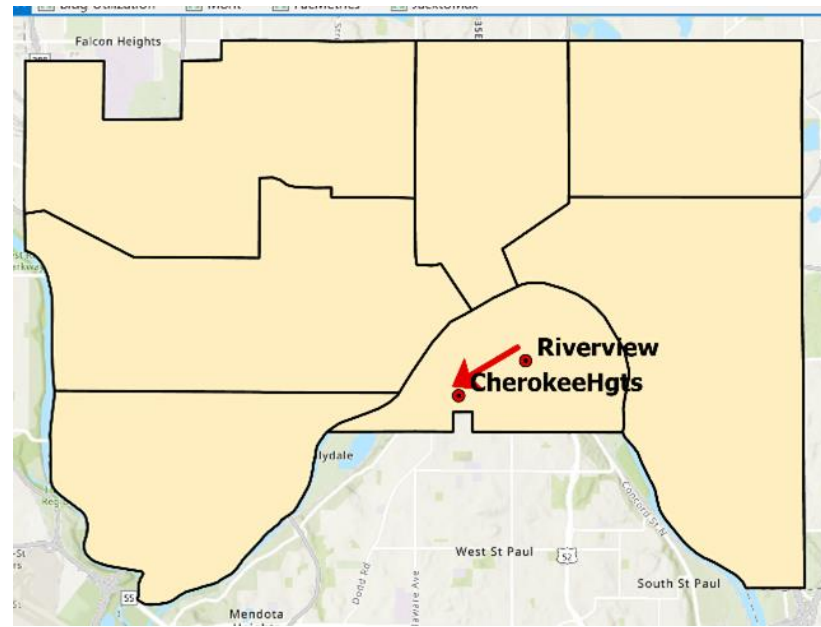
- Riverview community at Cherokee Heights: 33%



RECOMMENDATION: CLOSE Riverview community MERGE at Cherokee Heights

OUTCOME:

- Riverview community program relocates to Cherokee
- Creates stronger pathway for Humboldt
- Cherokee Heights utilization rate is not impacted but establishes stronger growth potential



Recommendations:

Area E

RECOMMENDATION: CLOSE Wellstone

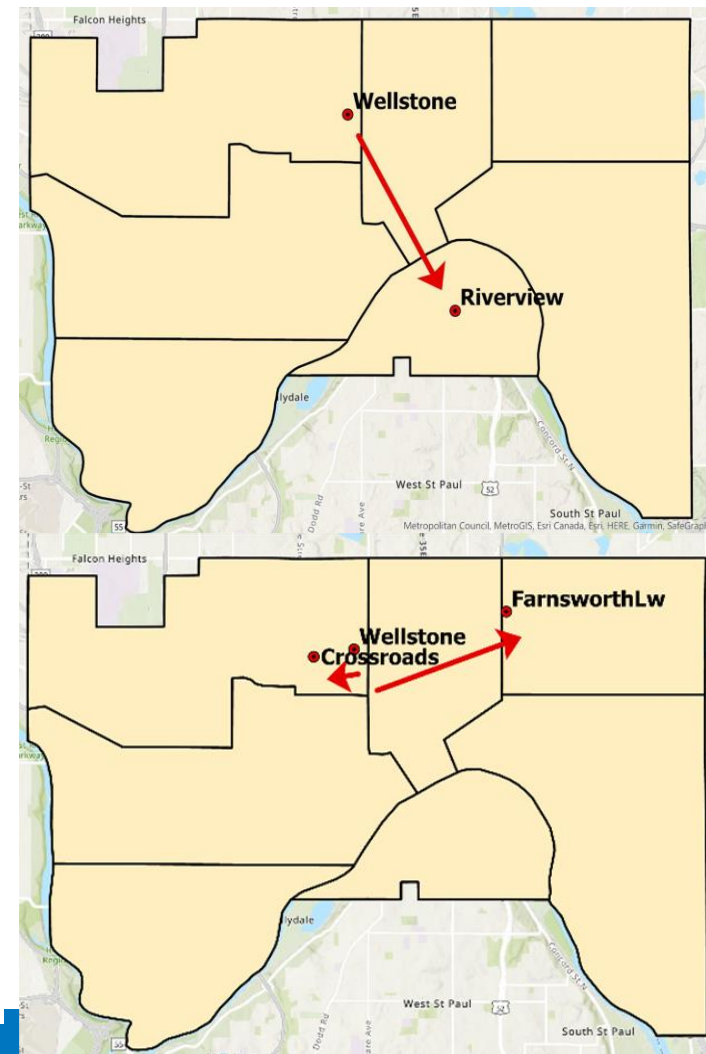
- Wellstone Spanish Dual Immersion students **MERGE** at Riverview
- Wellstone Biosmart students go to district science magnet(s) or community schools

Enrollment:

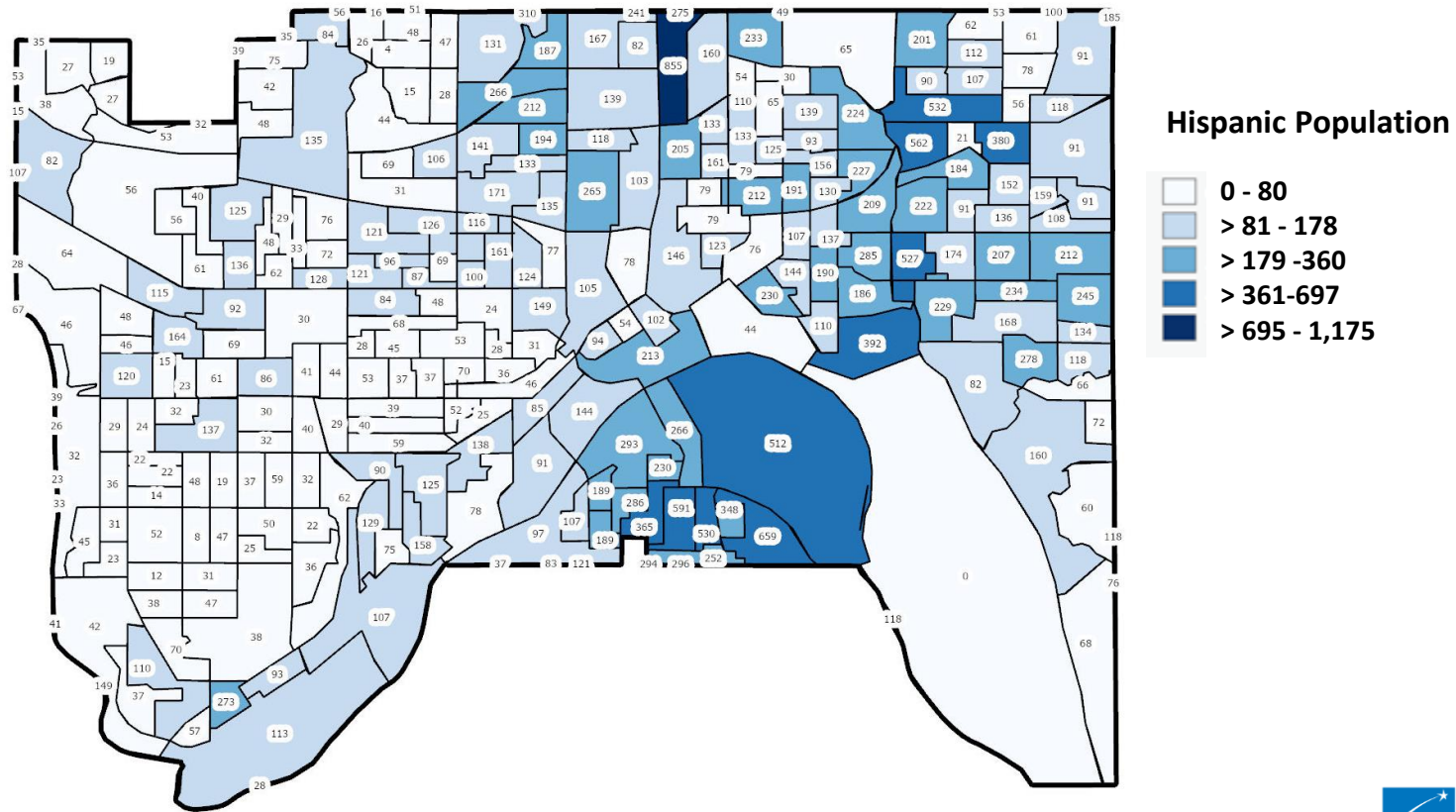
- Wellstone Spanish Dual Immersion:
 - SY19-20: 242 students K-5 (+39 PK)
 - SY20-21: 234 students K-5 (+35 PK)
- Wellstone BioSmart: students
 - SY19-20: 280 students K-5 (+19 PK)
 - SY20-21: 278 students K-5 (+16 PK)

Use/Utilization

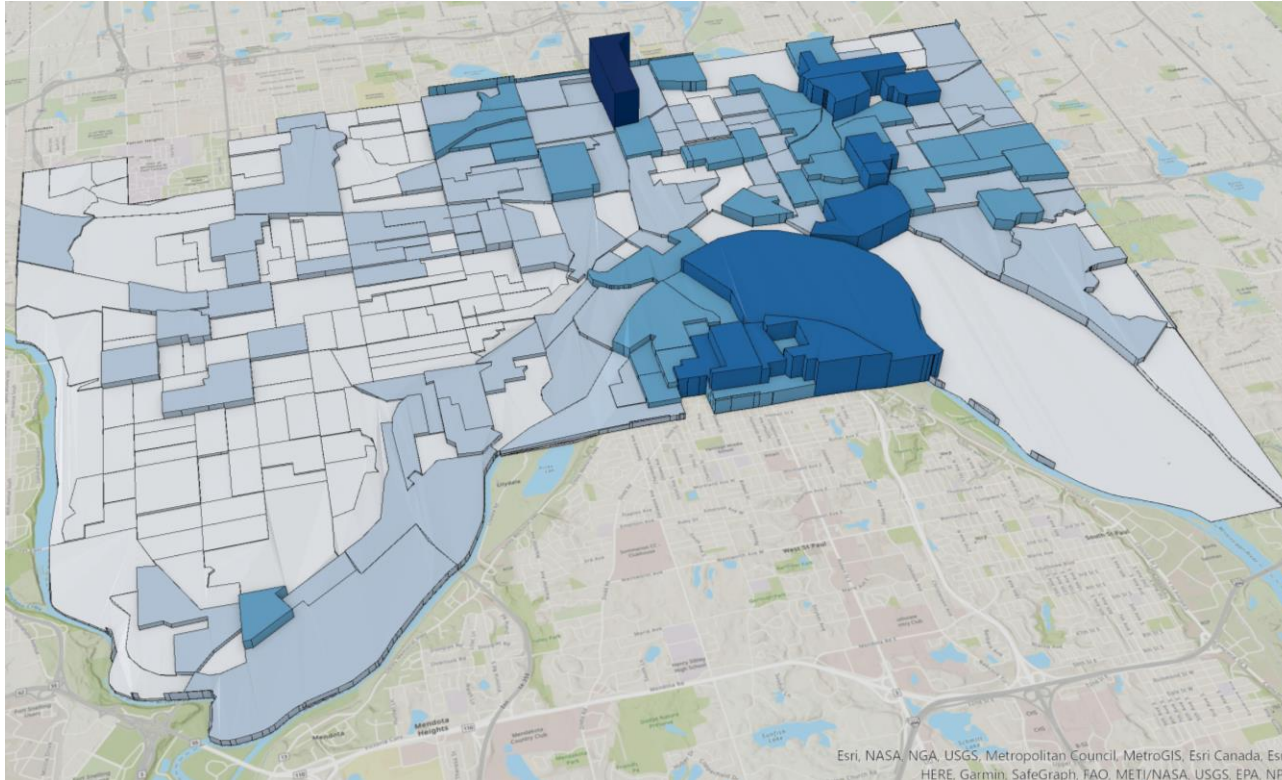
- Riverview SDL and Wellstone SDL at Riverview: 82%
- Wellstone capacity: 580 for re-envisioning




St. Paul Hispanic population - 2020 By Census Block Groups



St. Paul Hispanic population - 2020 By Census Block Groups



Hispanic Population

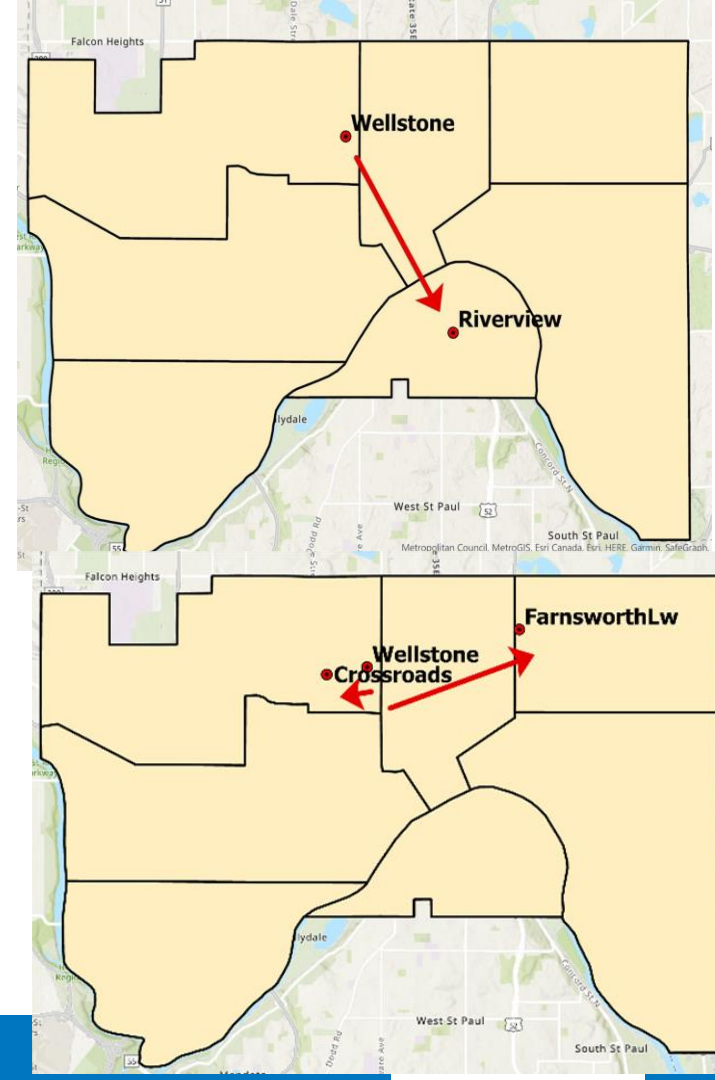


RECOMMENDATION: **CLOSE** Wellstone

- Wellstone Spanish Dual Immersion **MERGE** at Riverview
- Wellstone Biosmart students go to district science magnet(s) or community schools

OUTCOME:

- Strong Spanish Dual Immersion program at Riverview
 - Miles traveled for Wellstone Spanish Dual Immersion students
 - 61% increases from 2.4 to 3.6 average mile
 - 40% are closer
- Wellstone BioSmart students relocate either at Farnsworth Aerospace, Crossroads Science or community schools
- Wellstone facility re-envisioned



RECOMMENDATION: CLOSE Galtier and MERGE at Hamline

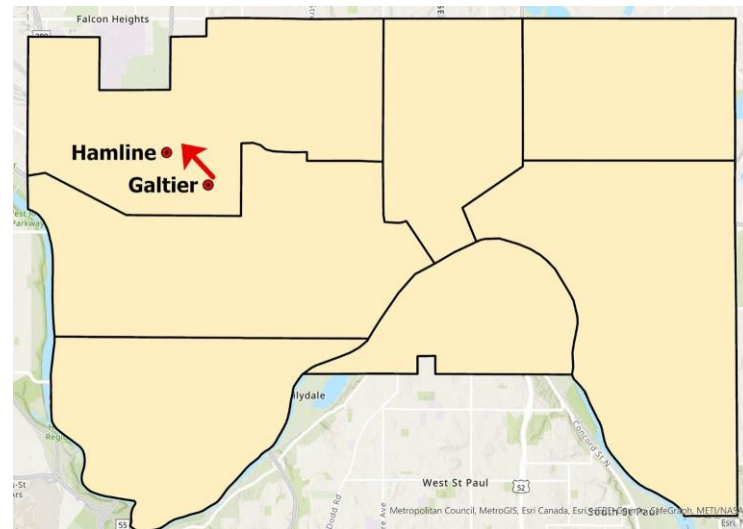
SUPPORTING INFORMATION:

Enrollment:

- Galtier:
 - SY19-21: 204 students K-5 (+38 PK)
 - SY20-21: 157 students K-5 (+32 PK)
- Hamline:
 - SY19-21: 257 students K-5 (+29 PK)
 - SY20-21: 207 students K-5 (+28 PK)
- **Final enrollment SY19-21: 461 students K-5 (+67 PK)**

Use/Utilization:

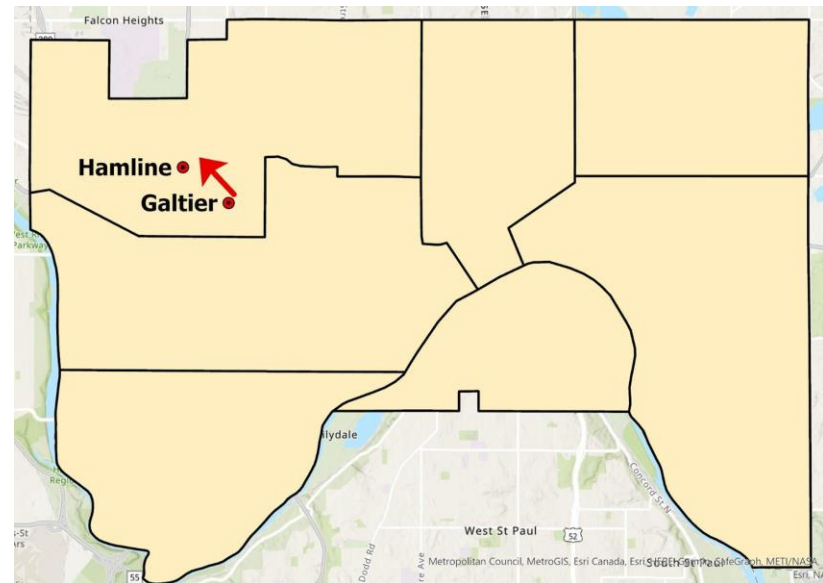
- Galtier current: 61% | Hamline current: 42%
- Combined at Hamline: 78% (SY19-20)



RECOMMENDATION: **CLOSE** Galtier **MERGE** at Hamline

OUTCOME:

- Galtier students relocate to Hamline
- Hamline-Galtier envisions new school community program
- Hamline-Galtier programs merge
- Galtier facility re-envisioned
 - Option for Early Childhood hub
- All students east of Snelling get bused



RECOMMENDATION: **CLOSE:** LEAP High School

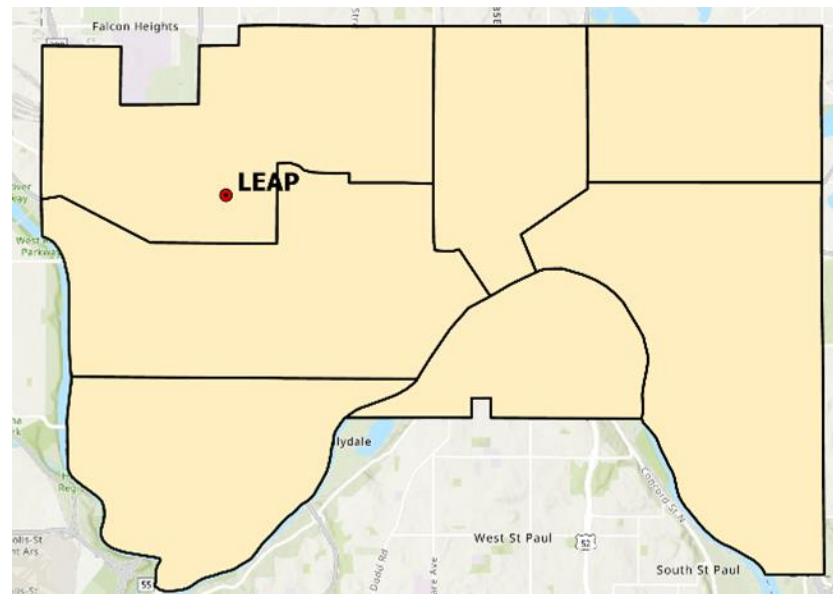
SUPPORTING INFORMATION:

Enrollment:

- Grades 9-12:
 - SY19-21: 176 students
 - SY20-21: 144 students

Use/Utilization:

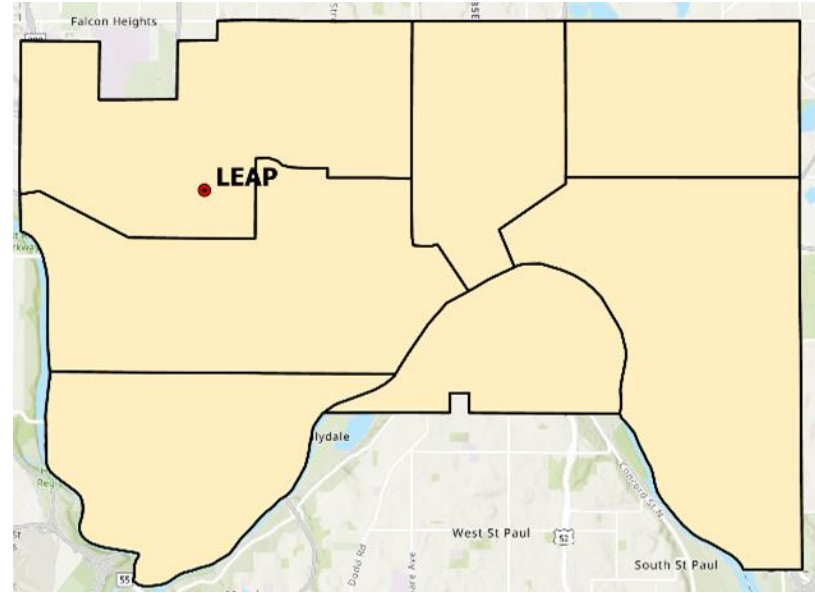
- LEAP current: we do not analyze LEAP in the same way we do typical secondary buildings because of its unique programming, but if we did it would be 44%



RECOMMENDATION: **CLOSE:** LEAP High School

OUTCOME:

- Students select area high school language academy and/or other alternative program
- LEAP facility re-envisioned



Recommendations:

Area F

RECOMMENDATION: CLOSE Jackson

- Jackson Hmong Dual Language (HDL) **MERGE** at Phalen Lake HDL
- Jackson Community **MERGE** at Maxfield

SUPPORTING INFORMATION:

Enrollment - Jackson HDL:

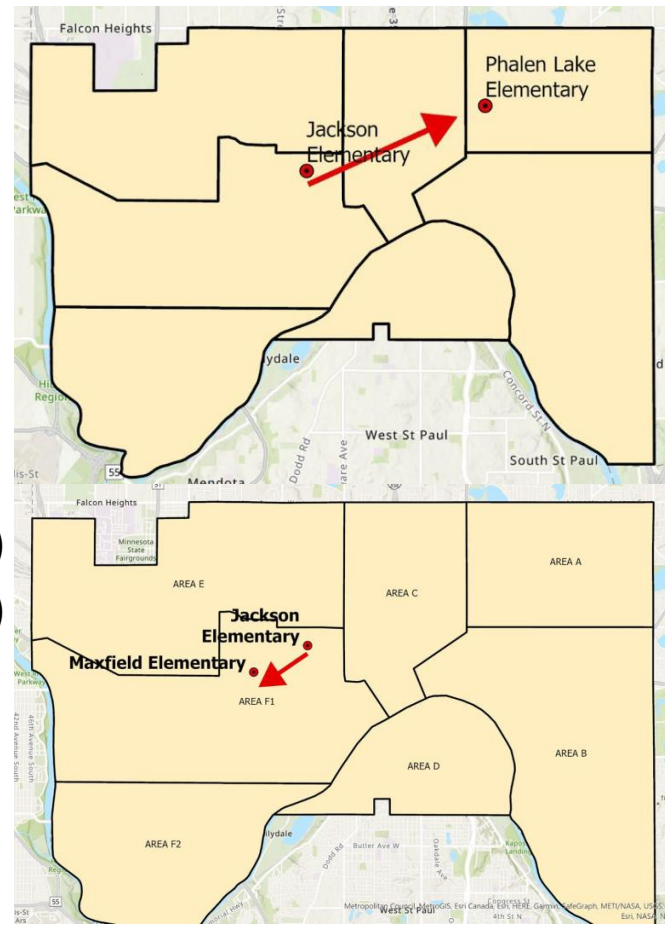
- SY19-20: 161 K-5 (+20 PK)
- SY20-21: 139 K-5 (+20 PK)

Enrollment - Jackson Cmty:

- SY19-20: 135 K-5 (+18 PK)
- SY20-21: 130 K-5 (+13 PK)

Use/Utilization:

- Jackson current: 77%
- Phalen current: 86%
- Jackson HDL and Phalen Lake at Phalen Lake: 109% (SY19-20)
- Maxfield current: 56%
- Jackson community and Maxfield at Maxfield: 85% (SY19-20)



RECOMMENDATION: Jackson Hmong Dual Language (HDL) **MERGE** at Phalen Lake HDL

SUPPORTING INFORMATION:

Enrollment - Jackson HDL:

- SY19-20: 161 K-5 (+20 PK)
- SY20-21: 139 PK-5 (+20 PK)

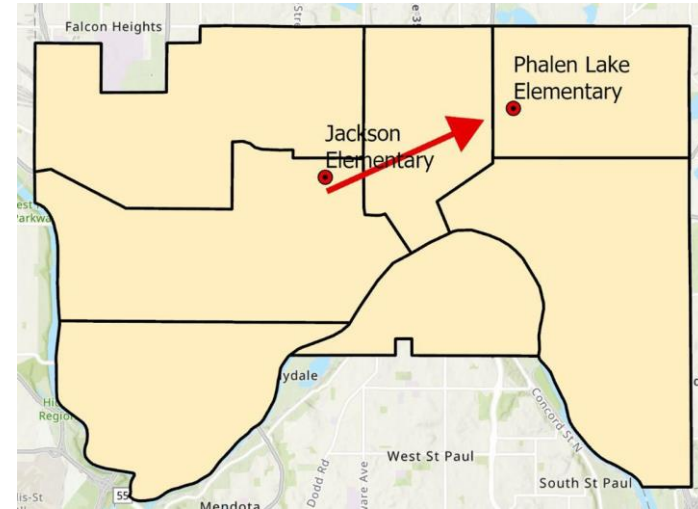
Enrollment - Phalen Lake HDL:

- SY19-20: 291 K-5 (+20 PK)
- SY20-21: 304 K-5 (+18 PK)

**Final new Phalen Lake enrollment (SY 19-20):
452 K-5 (+40 PK)**

Use/Utilization:

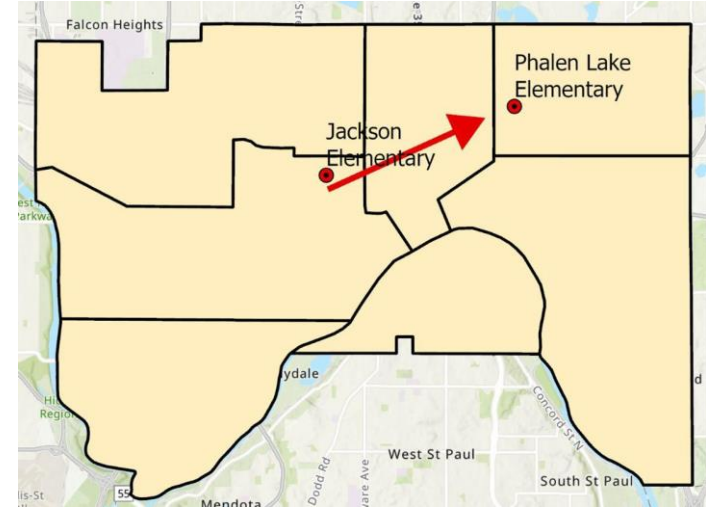
- Jackson HDL and Phalen Lake at Phalen Lake: 109% (SY19-20)



RECOMMENDATION: CLOSE Jackson Hmong Dual Language (HDL) MERGE at Phalen Lake HDL

OUTCOME:

- Jackson facility re-envisioned
- Stronger HDL program
 - Citywide busing provided
- Parkway repurposed for Hmong Language & Culture middle school program
 - 1 mile from Phalen (lower campus) to Parkway (upper campus)



RECOMMENDATION: CLOSE Jackson Community and MERGE at Maxfield

SUPPORTING INFORMATION:

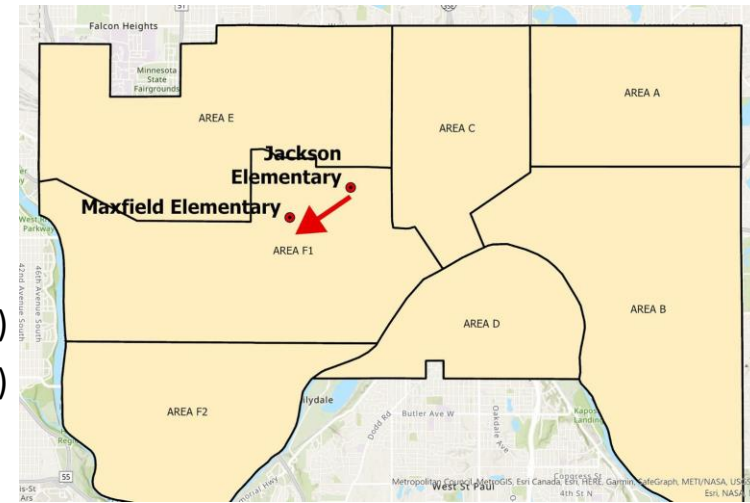
Enrollment - Jackson Community: Enrollment - Maxfield:

- SY19-20: 135 K-5 (+18 PK)
- SY20-21: 130 K-5 (+13 PK)
- SY19-20: 258 K-5 (+37 PK)
- SY20-21: 237 K-5 (+30 PK)

Final Maxfield enrollment (SY19-20): 393 K-5 (+55 PK)

Use/Utilization:

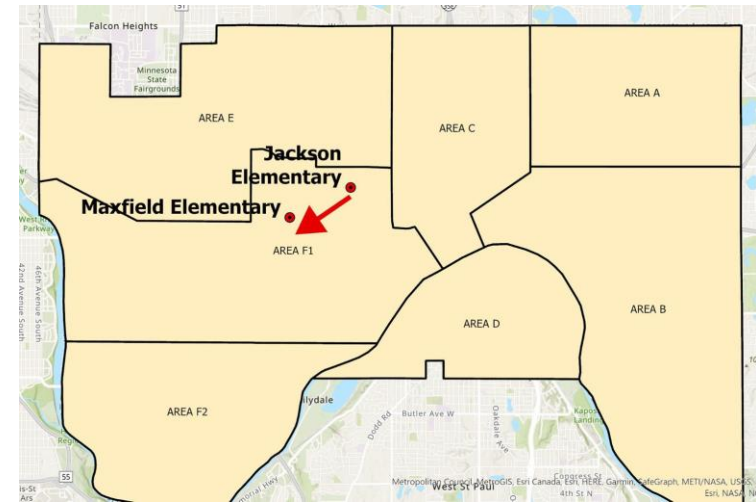
- Jackson community and Maxfield at Maxfield: 85% (SY19-20)



RECOMMENDATION: CLOSE Jackson Community and MERGE at Maxfield

OUTCOME:

- Assumes PK remains at Maxfield
- Maxfield-Jackson school re-envisioned new school community program
- Historical Rondo neighborhood
- Promise Neighborhood



RECOMMENDATION: CLOSE Obama and REPURPOSE site

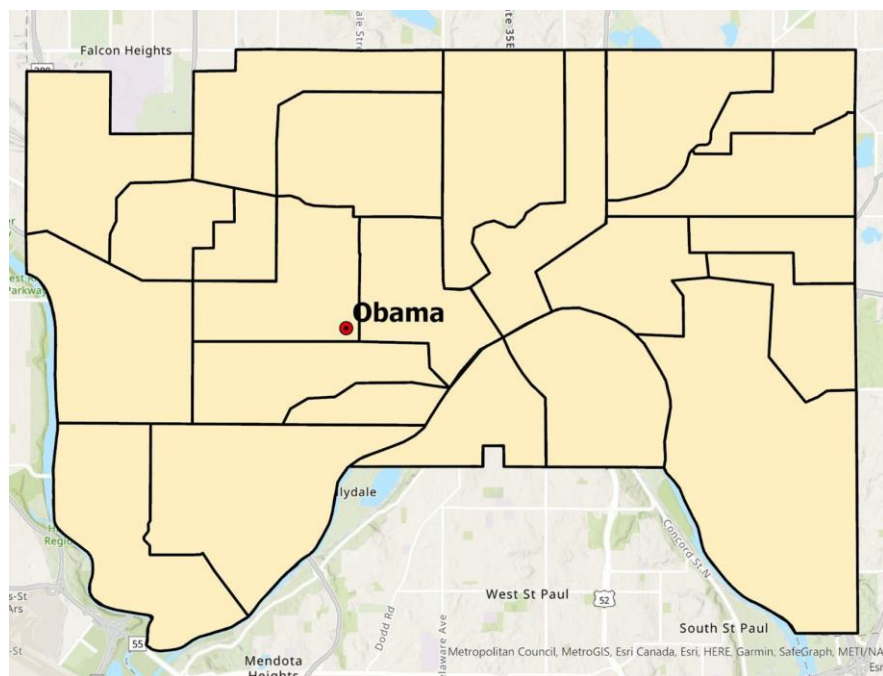
SUPPORTING INFORMATION:

Enrollment:

- SY19-20: 294 K-5 (+56 PK)
- SY20-21: 266 K-5 (+47 PK)

Use/Utilization:

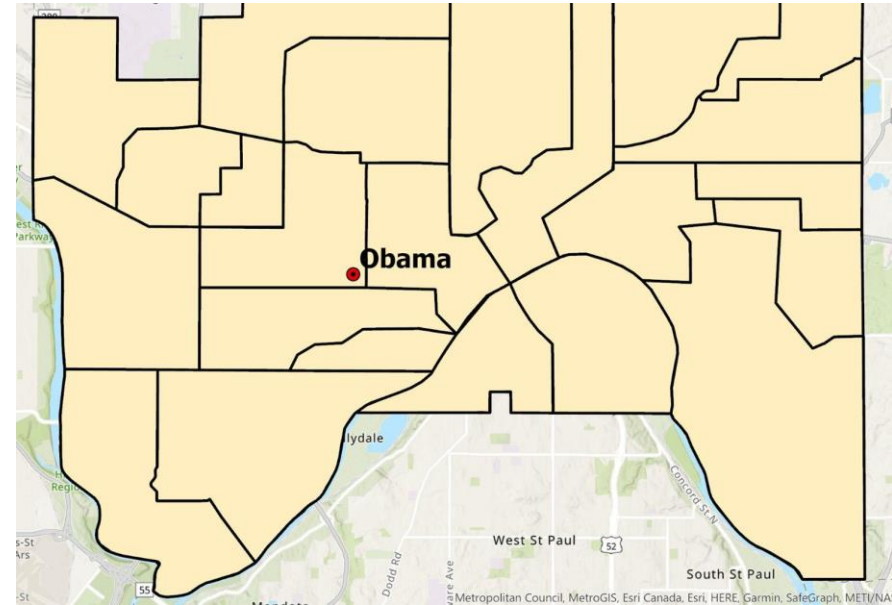
- Building capacity: 875
- Current utilization: 40%



RECOMMENDATION: CLOSE Obama and REPURPOSE site

OUTCOME:

- Current Obama students will go to their community school or magnet options
- Repurposed site reopens as (see next slide for details):
 - PK-5 Montessori
 - Middle grades program

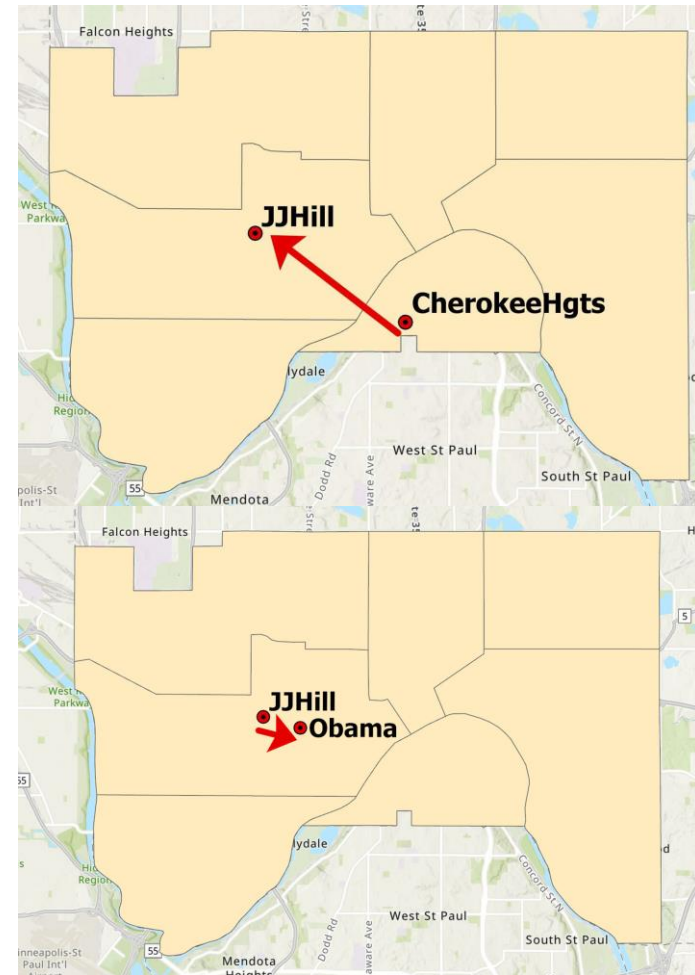


RECOMMENDATION: REOPEN Obama as PK-5 Montessori program and 6-8 middle grades:

1. Merge JJ Hill and Cherokee programs
2. Relocate Cherokee/JJ Hill at Obama
3. Grow Obama grades 6-8

OUTCOME:

- PreK-5 Montessori program
- 6-8 middle grades program (not Montessori)
- East tower capacity: ~475
- West tower capacity: ~400
- Obama: 85% utilization rate (PK-8)



RECOMMENDATION: RELOCATE newly merged JJ Hill/Cherokee program to Obama once remodeling complete

OUTCOME:

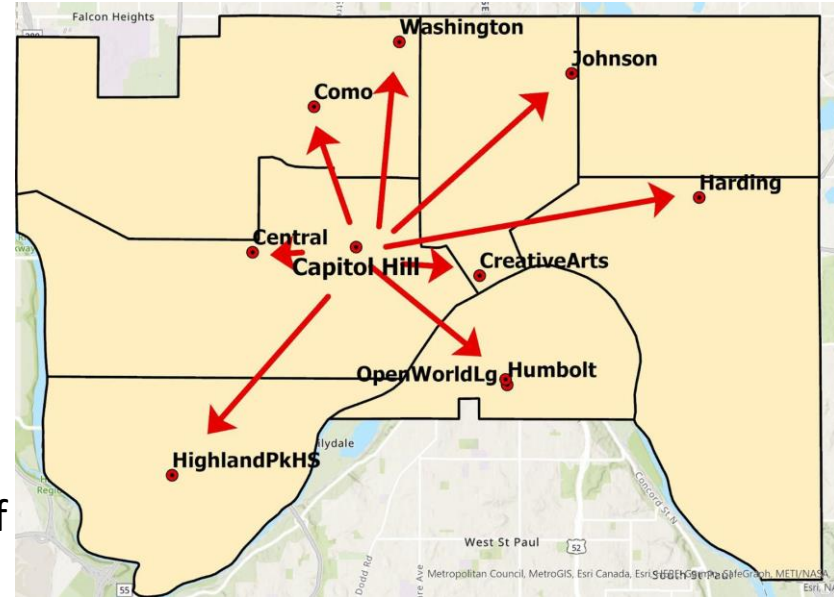
- East tower: Montessori program
- West tower: Middle grades 6-8 (not Montessori)
 - 6th grade Montessori students districtwide pathway to Obama fall 2025 (Crossroads, JJ Hill, Nokomis North and South)



RECOMMENDATION: Expanding Capitol Hill pathway from Highland Sr. to other High Schools

OUTCOME:

- Capitol Hill 8th grade students pathway to community high schools
- Language programs pathways assessed for alternative locations besides Highland Senior, if needed
- Current 5th graders first to pathway to community high school in fall 2025
- Highland Sr. capacity can accommodate community students and anticipated enrollment from Highland Bridge development (Ford Plant)



**RECOMMENDATION: Expanding
Capitol Hill pathway from Highland
Sr. to other high schools**

**Secondary advanced learning
opportunities** (college credit-earning
opportunities)

- Central: AP, CE, IB (MYP & DP), PSEO
- Como: AP, CE, PSEO
- Creative Arts: AP, PSEO
- Harding: CE, IB (MYP, DP & CP), PSEO
- Highland: CE, IB (MYP & DP), PSEO
- Humboldt: AP, CE, PSEO
- Johnson: AP, CE, PLTW, PSEO
- Open World Learning: AP, PSEO
- Washington: AP, CE, PLTW, PSEO

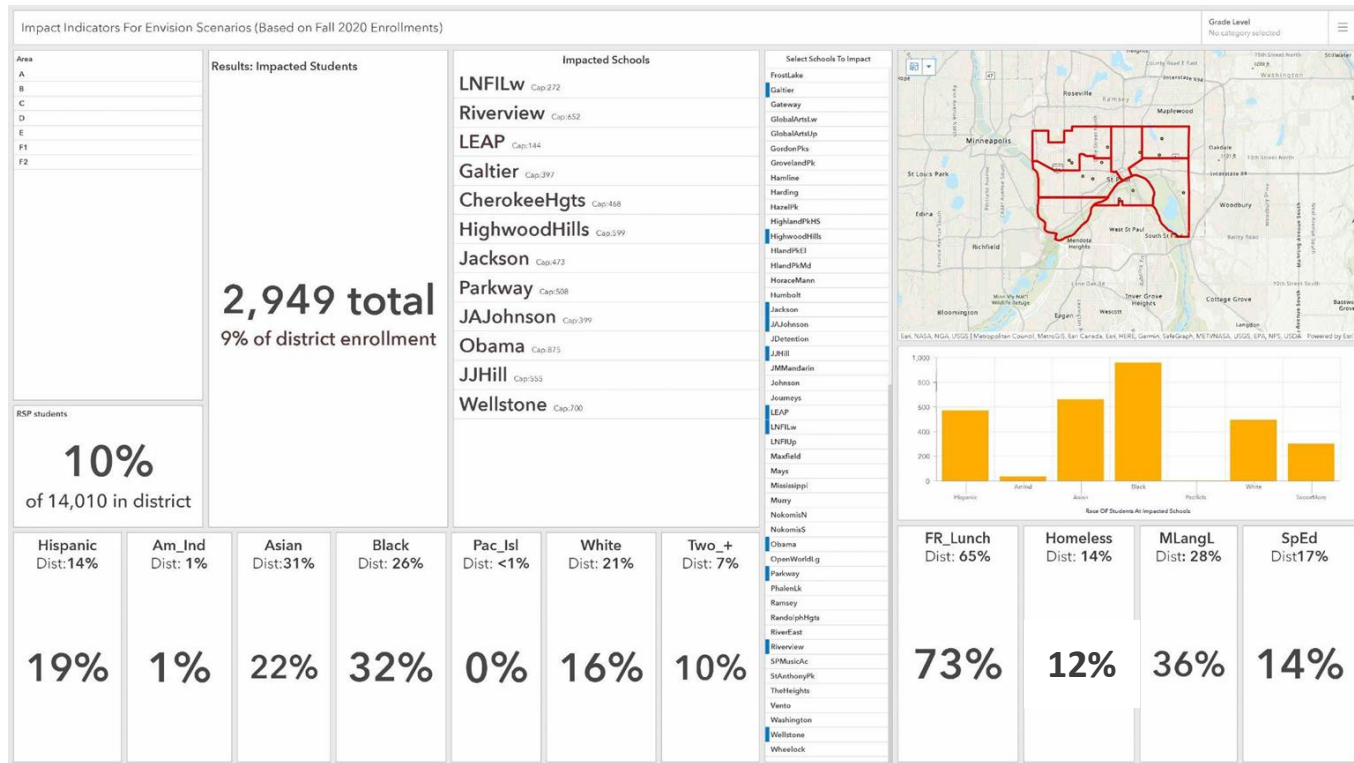
KEY: AP = Advanced Placement | CE = Concurrent Enrollment | IB = International Baccalaureate; MYP = Middle Years Programme; DP = Diploma Programme; CP = Career-related Programme | PSEO = Postsecondary Enrollment Options | PLTW = Project Lead the Way

Recommendations overview - At start of school fall 2022

- **10 Schools programs will have expanded or changed** due to parent requests or program consolidations
 - Bruce Vento
 - Cherokee Heights
 - Galtier
 - Hamline
 - JJ Hill
 - LNFI Upper
 - LNFI Lower
 - Parkway
 - Phalen
 - Riverview
- **1 high school pathway change** due to neighborhood expansion: Capitol Hill
- **5 sites closed** and available for future programs, community partnerships, early childhood expansion or temporary space during construction, or other district needs
 - Highwood Hill
 - J A Johnson
 - Jackson
 - LEAP
 - Wellstone
- **1 school temporarily closed for remodeling** magnet PreK-8 site
 - Obama

Total Systemic Impact - Current Snapshot

If all the scenarios are carried forward:

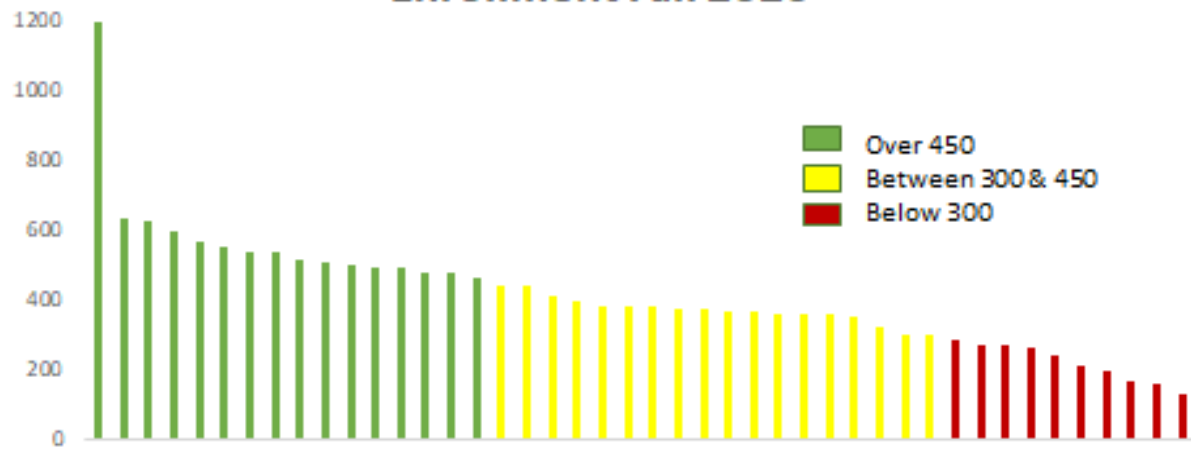


How schools have been supported

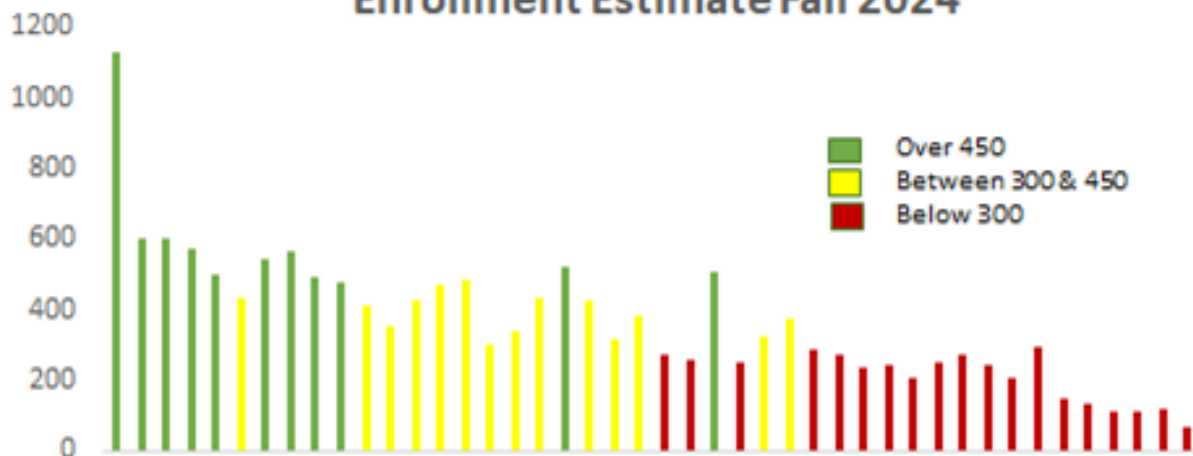
- Subsidizing school budgets
 - Fall/spring adjustments (building & district)
- Provided marketing and recruitment support
- Targeted outreach campaigns
- Facility enhancements
- Expanded/modified transportation
- Leveraged partnerships
- Expanded programming to increase enrollment

If we do nothing...

Enrollment Fall 2020



Enrollment Estimate Fall 2024



Engagement Dates

Proposed Implementation Timeline

2020-21	2021-22	2022-23	2023-24
<p>Pre-planning/Design</p> <ul style="list-style-type: none"> • Nov.-late winter.: Workgroups research and review data; develop findings • Winter/Spring: Project Sponsor and Core Planning Team reviews findings and develops recommendations • Spring: Superintendent Gothard/Executive Sponsor reviews findings • Spring/Summer 2021: Board of Ed. receives progress updates 	<p>Continue Fact Finding via qualitative data</p> <p>Address high-priority findings</p> <p>Strategic and targeted engagement, e.g., focus groups, surveys</p>	<p>Phasing</p> <p>Begin implementation of recommendations</p>	<p>Full Implementation</p> <p>Primary recommendations fully implemented</p>

NOTE: The Envision SPPS planning process will closely monitor the evolving impact of COVID-19 to school communities and the District to inform short- and long-term planning.

Engagement Dates

PUBLIC-WIDE SESSIONS

- **Public Information Sessions: Oct. 26 and Nov. 8; 6-7:30 p.m.**
 - Virtual; questions submitted in real time through chat function
- **Listening Sessions: Oct. 28 and Nov. 11; 5:30-7:30 p.m.**
 - At 360 Colborne and live streamed
 - Sign-up upon arrival; time-limited comments; interpreters on site
 - COVID-19 protocols: masking required, social distancing to extent possible
- **Language-specific (Hmong, Karen, Somali, Spanish) info sessions: Week of Nov. 1**

AFFECTED SCHOOL COMMUNITIES

- **Oct. - Nov.:** Administration meets directly with affected school communities and targeted stakeholders
- **Winter/spring 2021-22: Consult>Involve>Collaborate** with affected school communities to start **Envisioning new school programs**

Board of Education meeting dates

- Work sessions: Oct. 18, Nov. 1, Nov. 15, Nov. 29
- Committee of the Board: Nov. 9
- Regular BOE: Oct. 19
- BOE vote: Nov. 16

QUESTIONS

Email: envision@spps.org

Website: spps.org/envision