

Starting or Expanding a School Garden



Saint Paul
PUBLIC SCHOOLS

1. Connect with Others at School




See who's interested, it takes a team!

2. Connect with Grow Our Own




Fill out Garden Interest Form or email

3. Exploratory Visit




Meet with District's school garden folks about your garden idea

4. Concept Proposal




Work with GROW to create proposal for potential locations

8. Facilities Reviews Garden Plan



Ensure adherence to school garden standards and procedures

7. Submit Application



Principal submits Garden Grand Plan to Facilities

6. Work on Grand Plan



After "A-OK" on concept proposal, incorporate feedback into plan

5. Invite Input and Firm up Garden Team



Staff, students, families, neighbors

9. School Garden Agreement



Principal signs Garden Memorandum of Understanding (MOU)

10. Coordinate Install



Share out the plan to others, acquire supplies, prepare to install

11. Intent to Install



Fill out form 3 weeks ahead of intended install date

12. Install Garden!




Let's build the garden classroom!

15. Sustain Garden & Team!



A successful garden needs team, school, and community support each year!

14. Plant the Garden!



Let's start growing!

13. Walk through



Facilities double-checks for safety